
Appendix B.

General Explanation and Census of Agriculture Report Form

DEVELOPMENT OF THE CENSUS REPORT FORMS

Before the release of the 2012 Census of Agriculture's results, NASS had already begun preparations for the 2017 Census of Agriculture. The first team assembled was the 2017 Census Content Team, which evaluated the content and report form design for the census. They reviewed the 2012 report forms, solicited input from both internal and external customers, and developed criteria for determining acceptable content for inclusion in the 2017 Census of Agriculture. The team tested the effectiveness of the 2017 report forms for various modes of data collection (mail, telephone, personal interview, and electronic data reporting) and made recommendations to NASS senior executives for final determination.

Throughout development NASS sought the advice and input from the data user community. Integral partners included the Advisory Committee on Agriculture Statistics, State Departments of Agriculture and other State government officials, Federal agency officials, land grant universities, agricultural trade associations, media, and various community-based organizations.

NASS conducted a three phase content test (OMB No. 0535-0243) of the general and short census of agriculture forms. Phase 1 of this test began in early 2016. The report forms were mailed to a nationwide sample of approximately 30,000 farm producers (23,500 producers received the general form and 6,500 received the short form). The report forms were tested for question phrasing, form design and flow, respondent comprehension, and regional differences. NASS used mail and phone follow-up to conduct this phase of the test. For Phase 2 NASS conducted two rounds of cognitive interviews to discover problems and issues farm producers had with the report forms they received during Phase 1. Phase 3 was a test of the

internet form to evaluate the feasibility of the online submission system. Content test results helped determine final report form content and design. A sample copy of the report form and instruction sheet is included in this appendix.

DATA CHANGES

Following are descriptions of the report form changes and their effect on the publication tables.

Crop Data Changes

Added items include:

- Aronia berries
- Cherimoyas
- Chickpeas
- Coffee – first time collected in States other than Hawaii
- Elderberries
- Indian or traditional corn
- Raspberries, other

Deleted items include:

- Pineapples not harvested
- Sugarcane not harvested
- Berry acres harvested and not harvested
- Grain storage capacity

Other changes include:

- Ginger root added to the vegetable section; removed from the field crop section
- Pineapple added to fruit, nuts, and berries section; removed from the field crop section
- Taro root added to the vegetable section; removed from the field crop section
- Berry acreage for 2017 was collected as bearing age and nonbearing age, similar to all other fruit;

2012 data were collected as harvested and not harvested acres

Items combined with another item(s) on the 2017 report form that were reported individually on the 2012 report form include:

- Small grain dry hay
- Wild dry hay
- Other tame dry hay excluding small grain hay and wild hay

Livestock and Poultry Data Changes

Deleted items include:

- Hogs and pigs used or to be used for breeding
- Ewes one year old or older
- Number of hair sheep or wool-hair crosses
- Inventory of owned horses and ponies

Other changes include:

- Modified cattle in feedlots for slaughter market to exclude cows and bulls. Data series now includes steers and heifers only. Number of cattle sold or moved from feedlots also excludes cows and bulls.

Economic, Energy, Land Use Practices, Selected Practices, Organic, Producer Characteristics, and Type of Organization/Legal Status Data Changes

Added items include:

- Number of acres irrigated in the past five years
- Military service
- Producers' involvement in day-to-day, land use, livestock, financial management, and estate planning decisions
- Number of male producers
- Demographic characteristics for four persons (producers)
- Sales to retail, institutions, and food hubs
- Value-added sales
- Expenses for cover crop seed as a subcategory of seeds, plants, vines, trees, etc.
- Expenses for medical supplies, veterinary, and custom services for livestock
- Have a barn built before 1960
- Aware of right to appeal an adverse program

decision to USDA's National Appeals Division

Deleted items include:

- Principal operator characteristics
- Percent of household income from the farm operation

Items reported individually on the 2012 and 2017 report forms that were published individually in 2012 and combined as Other crops in 2017:

- Grains and oilseeds delivered under a production contract
- Vegetables, melons, and potatoes delivered under a production contract
- Other crops delivered under a production contract

DEFINITIONS AND EXPLANATIONS

The following definitions and explanations provide a detailed description of specific terms and phrases used in this publication. Items in the publication tables which carry the note "see text" also are explained. Report form section number references refer to the general version (17-A100). Many of the definitions and explanations are the same as those used in earlier censuses.

Acres and quantity harvested. Crops were reported in whole acres, except for the following crops that were reported in tenths of acres: tobacco, nursery and greenhouse crops in the open, vegetables including potatoes and sweet potatoes, fruit and nut crops including land in orchards, and berries. Totals for crops reported in tenths of acres were rounded to whole acres at the aggregate level during the tabulation process. Nursery and greenhouse crops grown under glass or other protection were reported in square feet and are published in square feet.

If two or more crops were harvested from the same land during the year (double cropping), the acres were counted for each crop. Therefore, the total acres of all crops harvested could exceed the acres of cropland harvested. No double cropping is allowed for hay or fruit and nut crops.

When more than one cutting of hay was taken from the same acres, the acres were counted only once. If there were multiple cuttings of one type of hay

production, e.g., two cuttings of alfalfa for dry hay, acreage was reported once but the quantity harvested includes all cuttings. Acreage cut and tons harvested for both dry hay and haylage, silage, or greenchop were reported for each crop. For interplanted crops or “skip-row” crops, acres were reported according to the portion of the field occupied, whether by a crop or whether it was idle land. If a crop was interplanted in an orchard or vineyard and harvested, then the entire orchard or vineyard acreage was reported under the appropriate fruit crop and the interplanted estimated crop acreage was reported under the appropriate crop.

If a crop was planted but not harvested, the acres were not reported as harvested. These acres were reported in the Land Use section on the report form under the appropriate items – cropland on which all crops failed or were abandoned, cropland in summer fallow, cropland idle or used for cover crops or soil-improvement but not harvested and not pastured or grazed, or other pasture and grazing land that could have been used for crops without additional improvements. This does not include fruit and nut orchards, vineyards, berries, acres in production for cultivated Christmas trees, and acres in production for short rotation woody crops that were not harvested. Acreage in these commodities were included in cropland harvested regardless of whether the crop was harvested. Abandoned orchards were reported as cropland idle, not as harvested cropland, and the individual abandoned orchard crop acres were not reported.

Crops that were grazed by livestock were reported as “Other pasture and grazing land that could have been used for crops without additional improvements.” Crop residue left in fields after the 2017 harvest and later grazed by livestock were reported as cropland harvested and not as other pasture or grazing land that could have been used for crops.

Quantity harvested was not obtained for crops such as fruits, nuts, berries, vegetables, melons, nursery crops, and greenhouse crops.

Agri-tourism and recreational services. See Total income from farm-related sources.

Agricultural products sold directly to individuals for human consumption. See Value of food sold directly to consumers.

All haylage, grass silage, and greenchop (tons). See Haylage, grass silage, and greenchop, all.

All non-principal producers. See Producer.

All principal producers. See Producer.

All producers. See Producer.

All other production expenses. See Total farm production expenses.

American Indian and Alaska Native farm producers, total. Data are reported in Chapter 1, tables 52 through 77 and Chapter 2, tables 45 and 49. In Chapter 2, table 49 data are published for a maximum of four producers reported in the Personal Characteristics section of the report form. The individual producers were included on the census mail list for most reservations. Those reservations that did not include all the individual producers on the census mail list were identified and the data for the entire reservation, including the data for the producers that would have met the definition of a farm, were collected on one report form. The count of reservations and the number of producers that were reported on these reservations are included in Appendix A, Table D.

Amount from Conservation Reserve, Wetlands Reserve, Farmable Wetlands, and Conservation Reserve Enhancement Programs. See Land enrolled in the Conservation Reserve Program (CRP), Wetlands Reserve Program (WRP), Farmable Wetlands Program (FWP), or Conservation Reserve Enhancement Program (CREP).

Amount from State and local government agricultural program payments. See Total income from farm-related sources.

Amount spent to repay CCC loans. See also Commodity Credit Corporation loans. Farming operations that receive a CCC loan can use cash to repay the loan, purchase certificates for use in the repayment, or deliver the pledged collateral as full payment at maturity. If a farmer uses cash instead of certificates to repay the loan, the farmer and the IRS receive an information return showing the market gain realized. The farmer can repay the loan to the

CCC and then sell the grain, feed the grain, or store it. These provisions only apply until the maturity date of the loan. After the maturity date of the loan, the entire original loan principal and all accrued interest must be repaid or, as an alternative choice, the crop may be forfeited to CCC.

Animal production and aquaculture (112). See Farms by North American Industry Classification System (NAICS).

Any poultry sold. The number of farms with any poultry sold includes all farms with sales of poultry, poultry hatched, or eggs.

Aquaculture. Aquaculture is defined as the farming of fish, crustaceans, mollusks, and other aquaculture products. The aquaculture production reported in the census requires some form of intervention in the rearing process and requires inputs such as seeding, stocking, feeding, protection from predators, etc. It also requires ownership of the stock being cultivated and harvesting that is conducted in a controlled environment by the operation. The value of sales includes all sizes and eggs by species and includes aquaculture distributed for restoration, conservation, or recreational purposes, such as State and Federal hatcheries. Distributed fish with unknown values were assigned a value based on sales of farm-raised fish.

Aquaculture and other animal production (1125, 1129). See Farms by North American Industry Classification System (NAICS).

Aronia berries. This is a new item for 2017. In 2012 and previous censuses, data were included in Other berries.

Aware of right to appeal an adverse program decision to USDA's National Appeals Division. This is a new item in 2017. The National Appeals Division (NAD) of the United States Department of Agriculture (USDA) provides an independent forum within USDA for program participants to seek administrative appeals of adverse agency decisions.

Bantams. See Layers.

Beans, Lima. In 2012 data were published as Beans, Green lima. This is a wording change only; data are

comparable.

Bees. See Colonies of honey bees and Honey collected.

Berries. Aronia berries and Elderberries are new items for 2017. In 2012 and previous censuses, data were included in Other berries. A new summarization of Blueberries, all for 2017, which combines Blueberries, tame and Blueberries, wild data was added. Raspberries, other was added as an additional breakout for the Raspberries, all summarization in 2017. Berry acreage for 2017 was collected as bearing age and nonbearing age, similar to all other fruit crops; however, in 2012, data were collected as harvested and not harvested acres.

Biodiesel production systems. See Renewable energy producing systems.

Blueberries, all. This is a new summarization for 2017. It combines Blueberries, tame and Blueberries, wild data.

Breeding livestock. See Total farm production expenses.

By economic class. See Economic class of farms.

Cattle on feed. Cattle on feed are steers and heifers being fed a ration of grain, silage, hay and/or protein supplement for slaughter market that are expected to produce a carcass that will grade select or better. It excludes cattle being "backgrounded only" for later sale as feeders or later placement in another feedlot.

Cattle on feed sold. Data are for cattle on feed sold that weighed 500 pounds or more that were shipped directly from the feedlot to the slaughter market. This category excludes cattle that were pastured only, owned cattle that were shipped from feedlots operated by others, background feeder cattle, and veal calves.

Cattle weighing 500 pounds or more. In 2012 this item was referred to as Cattle, including calves weighing 500 pounds or more. This is a wording change only; data are comparable.

CCC loans. See Commodity Credit Corporation loans.

Chemicals applied. For each type of chemical used, the acres treated were reported only once even if the acres were treated more than once. If multi-purpose chemicals were used, the acres treated for each purpose were reported. See Total farm production expenses; Chemicals.

Cherimoyas. This is a new item for 2017. In 2012 cherimoyas were reported in other noncitrus fruit.

Cherries. Cherries were reported as either sweet cherries or tart cherries. Combined crops or non-specified cherry acres were not options for the respondent. Total acres, bearing age acres, and nonbearing age acres were reported for each crop.

Chickpeas. This is a new item for 2017. In 2012 chickpeas were reported as dry edible beans. See Dry edible beans, excluding chickpeas and limas.

Christmas trees, cultivated. Data are for acres of Christmas trees - cut or to be cut - in production, acres irrigated, and number of trees cut. Sales data are included in the Cut Christmas trees and short rotation woody crops category. In 2012 this item was referred to as Cut Christmas trees. This is a wording change only; data are comparable.

Christmas trees, live. Data were reported as nursery stock and include Christmas trees sold live, generally balled and burlapped, from the operation.

Coffee. This is a new item for 2017 in all States except for Hawaii. In 2012 and previous censuses except for Hawaii, data were included in other noncitrus fruit. Data include trees grown in the open as well as under shade or in greenhouses. Data for coffee relate to the July 2016 through June 2017 harvest season.

Colonies of honey bees. Published colonies inventory is the total number of colonies owned on December 31, 2017. Colonies of bees were collected in their own section to clarify to respondents that only “owned” colonies were to be reported versus any colonies on the operation. In 2017 bee operations with multiple locations reported inventory on the location where the bees were present and the inventory was tabulated in those counties. Inventories in 2012 were tabulated in the county where the operation had the

largest value of all agricultural products raised or produced. Data may not be comparable. Package bees were not included as separate colonies.

Commodities raised and delivered under production contracts. A production contract is an agreement between a producer or grower and a contractor (integrator) setting terms, conditions, and fees to be paid by the contractor to the operation for the production of crops, livestock, or poultry. The grower receives a payment or fee from the contractor, generally after delivery, which is less than the full market price of the commodity. A production contract involves the shifting of some risk and control from the grower to the contractor. Marketing contracts, futures contracts, forward contracts, or other contracts based strictly on price are not considered production contracts. Commodities sold to a co-op where some of the input items were purchased from the same co-op at a discount price were also excluded. Many operations produce commodities only under production contracts or only independently. Some operations may produce a commodity under production contract and also produce more of the same commodity that they sell independently. The production contract data are totals for the portion of agriculture production raised and delivered under production contract. Crops and livestock inventory, production, and value of sales are the total of all production, both independent and raised under production contract.

Custom fed cattle shipped directly for slaughter under a production contract. Cattle under production contract which were not shipped directly to slaughter were reported in either Replacement dairy heifers under production contract or in the Other cattle, sheep, livestock, or poultry under production contract category.

Grains, oilseeds, vegetables, melons, potatoes, and other crops under production contract. This category is the number of farms that produced and delivered any crop grown under a production contract. This item was reported as three different categories (grains and oilseeds, vegetables/melons/potatoes, and all other crops).

Layers under production contract. The production contract is based on eggs, but the layers are owned by the contractor and are also under contract. The layers

are produced at the pullet farm, which may have a separate production contract.

Other cattle, sheep, livestock, or poultry under production contract. The data for commodities raised and delivered under a production contract include cattle which were not shipped directly to slaughter (backgrounding), sheep, livestock, and poultry not listed separately.

Commodity Credit Corporation loans. This category includes nonrecourse marketing loans for wheat, corn, sorghum, barley, oats, cotton, rice, soybeans, Austrian winter peas, honey, dry edible peas, lentils, chickpeas, peanuts, sunflower seed, flaxseed, canola and other rapeseed, safflower, mustard seed, crambe, sesame seed, wool and mohair.

Corn, Traditional or Indian. This is a new item for 2017. Traditional corn is an open-pollinated (non-hybrid), non-GMO cultivar of *Zea mays* that was indigenously developed and consists of many heritage varieties of sizes, color, and drought tolerance. Traditional corn grown on southwest reservations has been passed from generation to generation through seed saving by American Indian and Hispanic communities. Traditional corn is culturally significant.

Cover crop seed purchased. See Total farm production expenses.

Crop and livestock insurance payments received. See Total income from farm-related sources.

Crop units of measure. The report form allowed the producer to report the quantity of field crops harvested in a unit of measure commonly used in the region. When the producer reported in units different than the unit of measure published, the quantity harvested was converted to the published unit of measure.

Crop year or season covered. Acres and quantity harvested are for the calendar year 2017 except for coffee. Data for coffee relate to July 2016 through June 2017.

Cropland, harvested. See Harvested cropland.

Cropland idle or used for cover crops or soil

improvement but not harvested and not pastured or grazed. Cropland idle includes any other acreage which could have been used for crops without any additional improvement and which was not reported as cropland harvested, cropland on which all crops failed, cropland in summer fallow, or other pasture or grazing land that could have been used for crops without additional improvements. This category includes:

1. Land used for cover crops or soil improvement but not harvested or grazed.
2. Land in Federal or State conservation programs that was not hayed or grazed in 2017.
3. Land occupied with growing crops for harvest in 2018 or later years but not harvested or summer fallowed in 2017 (except fruit or nuts in an orchard, grove, or vineyard or berries being maintained for production). Examples are acreage planted in winter wheat, strawberries, etc., for harvest in 2018 and no crop was harvested from these acres in 2017.
4. Land in “skipped” rows between rows of crops or field strips.

Cropland in summer fallow. This includes cropland cultivated or treated with herbicides to control weeds and conserve moisture and not seeded or harvested in 2017. It includes cropland summer fallowed in 2017 and planted to a crop (i.e., winter wheat, etc.) for harvest in 2018. In 2012 this item was referred to as Cultivated summer fallow. This is a wording change only; data are comparable.

Cropland, irrigated. See Irrigated land.

Cropland on which intensive tillage practices were used. See Land use practices.

Cropland on which reduced tillage, excluding no-till, practices were used. See Land use practices.

Cropland, other. See Other cropland.

Cropland, total. See Total cropland.

Cropland used only for pasture or grazing. See other pasture and grazing land that could have been

used for crops without additional improvements.

Crustaceans. These are invertebrate animals with jointed legs and a hard shelled segmented body. Examples include crawfish, lobster, prawns, shrimp, and softshell crabs.

Cultivated Christmas trees. See Christmas trees, cultivated.

Custom fed cattle shipped directly for slaughter. See Commodities raised and delivered under production contract.

Customwork and custom hauling. See Total farm production expenses.

Customwork and other agricultural services. See Total income from farm-related sources.

Cuttings, seedlings, liners, and plugs. See Nursery, greenhouse, floriculture, and sod.

Data are based on sample of farms. For censuses from 1987 through 2002, selected data items were collected from only a sample of farms. These data were subject to sampling error.

Depreciation expenses claimed. The calculation of total farm production expenses does not include depreciation because it is a capital expense. Depreciation allows the expensing of capital purchases over multiple years. It is not included in the calculation of Net cash farm income.

Don't know. This is a new option in 2017 under the farms with internet access question. Those producers who were unable to determine how they receive their internet were able to check "Don't know."

Dry edible beans, excluding chickpeas and limas. Dry edible beans do not include chickpeas, dry edible peas, dry lima beans, or dry southern (black eyed/cowpeas). In 2012, chickpeas (garbanzo beans) were included in dry edible beans. Data are not directly comparable to 2012.

Ducks, geese, and other miscellaneous poultry. See Miscellaneous poultry.

Economic class of farms. Economic class data are

the classification of farms by the sum of market value of agricultural products sold and Federal farm program payments. See Total market value of agricultural products sold and government payments. See Farms with sales and government payments of less than \$1,000.

Elderberries. This is a new item for 2017. In 2012 and previous censuses, data were included in Other berries.

Energy. See Renewable energy producing systems.

Equine products. This category includes horse breeding fees, stud fees, semen, and other equine products and excludes boarding, training and riding facilities income. In 2012 equine products were included in Other livestock products.

Ethanol production systems. See Renewable energy producing systems.

Expenses. See Total farm production expenses.

Farm or ranch producer. See Producer.

Farms by combined government payments and market value of agricultural products sold. This category represents the value of products sold plus government payments. Total value of products sold combines total sales not under production contract and total sales under production contract. Government payments consist of government payments received from the Conservation Reserve Program (CRP), Wetlands Reserve Program (WRP), Farmable Wetlands Program (FWP), or Conservation Reserve Enhancement Program (CREP) plus government payments received from Federal programs other than the CRP, WRP, FWP, and CREP, and Commodity Credit Corporation loans.

Farms by economic class. See Economic class of farms and Total market value of agricultural products sold and government payments.

Farms by legal status. All farms were classified by legal status in the 2017 census. This section collects information for federal tax purposes to determine an operation's legal status. The classifications used were:

1. Family or individual (sole proprietorship), excluding partnership and corporation.
2. Partnership, including family partnership – in selected tables, partnership was further subclassified into:
 - a. Registered under State law.
 - b. Not registered under State law.
3. Corporation, including family corporations - in selected tables, corporation was further subclassified into:
 - a. Family held or other than family held.
 - b. More than 10 stockholders.
4. Other - estate or trust, prison farm, grazing association, American Indian reservation, etc.

Farms by North American Industry Classification System (NAICS). The NAICS classifies economic activities. It was jointly developed by Mexico, Canada, and the U.S. NAICS makes it possible to produce comparable industrial statistics for Mexico, Canada, and the U.S. For the 2017 census, all agricultural production establishments (farms, ranches, nurseries, greenhouses, etc.) were classified by type of activity or activities using the NAICS code. The 2017 census is the fifth census to use NAICS. Censuses prior to the 1997 census used the old Standard Industrial Classification (SIC) system to classify farms.

NAICS was developed to provide a consistent framework for the collection, analysis, and dissemination of industrial statistics used by government policy analysts, academia and researchers, the business community, and the public. It is the first industry classification system developed in accordance with a single principle of aggregation that production units using similar production processes should be grouped together. Though NAICS differs from other industry classification systems, statistics compiled on NAICS are comparable with statistics compiled according to the latest revision of the United Nations' International Standard Industrial Classification, Revision Four, (ISIC, Revision 4) for some 60 high level groupings. Following are explanations of the major classifications used in 2017.

Oilseed and grain farming (1111). Comprises establishments primarily engaged in (1) growing oilseed and/or grain crops and/or (2) producing oilseed and grain seeds. These crops have an annual life cycle and are typically grown in open fields. This category includes corn silage and grain silage.

Vegetable and melon farming (11121). Comprises establishments primarily engaged in one or more of the following: (1) growing vegetables and/or melon crops, (2) producing vegetable and melon seeds, and (3) growing vegetable and/or melon bedding plants.

Fruit and tree nut farming (1113). Comprises establishments primarily engaged in growing fruit and/or tree nut crops. These crops are generally not grown from seeds and have a perennial life cycle.

Greenhouse, nursery, and floriculture production (1114). Comprises establishments primarily engaged in growing crops of any kind under cover and/or growing nursery stock and flowers. "Under cover" is generally defined as greenhouses, cold frames, cloth houses, and lath houses. Crops grown are removed at various stages of maturity and have annual and perennial life cycles. The category includes short rotation woody crops and Christmas trees that have a growing and harvesting cycle of 10 years or less.

Other crop farming (1119). Comprises establishments primarily engaged in (1) growing crops such as tobacco, cotton, sugarcane, hay, sugarbeets, peanuts, agave, herbs and spices, and hay and grass seeds, or (2) growing a combination of the valid crops with no one crop or family of crops accounting for one-half of the establishment's agricultural production (value of crops for market). Crops not included in this category are oilseeds, grains, vegetables and melons, fruits, tree nuts, greenhouse, nursery and floriculture products.

All other crop farming (11199). Comprises establishments primarily engaged in (1) growing crops (except oilseeds and/or grains; vegetables and/or melons; fruits and/or tree nuts; greenhouse, nursery, and/or floriculture products; tobacco; cotton; sugarcane; or hay) or (2) growing a combination of crops (except a combination of oilseed(s) and grain(s)); and a combination of fruit(s) and tree nut(s) with no one crop or family of crops accounting for one-half of the establishment's agricultural

production.

Animal production and aquaculture (112). Industries in the Animal Production and Aquaculture subsector raise or fatten animals for the sale of animals or animal products and/or raise aquatic plants and animals in controlled or selected aquatic environments for the sale of aquatic plants, animals, or their products. The subsector includes establishments, such as ranches, farms, and feedlots primarily engaged in keeping, grazing, breeding, or feeding animals. These animals are kept for the products they produce or for eventual sale. The animals are generally raised in various environments, from total confinement or captivity to feeding on an open range pasture. The industries in this subsector are grouped by important factors, such as suitable grazing or pasture land, specialized buildings, type of equipment, and the amount and types of labor required. Establishments are classified to the Animal Production and Aquaculture subsector when animal production (i.e., value of animals for market) accounts for one-half or more of the establishment's total agricultural production. Establishments with one-half or more animal production with no one animal product or family of animal products of an industry accounting for one half of the establishment's agricultural production are treated as combination animal farming classified to Industry 11299, All Other Animal Production.

Beef cattle ranching and farming (112111). Comprises establishments primarily engaged in raising cattle (including cattle for dairy herd replacements). Pastureland-only farms, those with only 100 or more acres of pastureland, were classified as "All other animal production farming (11299)."

Cattle feedlots (112112). Comprises establishments primarily engaged in feeding cattle for fattening.

Dairy cattle and milk production (112120). This industry comprises establishments primarily engaged in milking dairy cattle.

Poultry and egg production (1123). This industry group comprises establishments primarily engaged in breeding, hatching, and raising poultry for meat or egg production.

Sheep and goat farming (1124). This industry group

comprises establishments primarily engaged in raising sheep, lambs, and goats, or feeding lambs for fattening.

Aquaculture (1125). Comprises establishments primarily engaged in the farm raising of finfish, shellfish, or any other kind of animal aquaculture. These establishments use some form of intervention in the rearing process to enhance production, such as holding in captivity, regular stocking, feeding, and protecting from predators.

Other animal production (1129). Comprises establishments primarily engaged in raising animals and insects (except cattle, hogs and pigs, poultry, sheep and goats, and aquaculture) for sale or product production. These establishments are primarily engaged in one of the following: bees, horses and other equine, rabbits and other fur-bearing animals, etc. and producing products such as honey and other bee products. Establishments primarily engaged in raising a combination of animals with no one animal or family of animals accounting for one-half of the establishment's agricultural production are included in this industry group. Farms with only 100 acres or more of pastureland were classified as "All other animal production farming (11299)."

Farms by number of households sharing in net income of operation. Households that received funds because they were only landlords, custom equipment producers, or provided other production services were not included. Published data can exceed the number of producers listed under Producers, all.

Farms by size. All farms were classified into size groups according to the total land area in the farm. The land area of a farm is an operating unit concept and includes land owned and operated as well as land rented from others. Land rented to or assigned to a tenant was considered part of the tenant's farm and not part of the owner's.

Farms by tenure of producer. All farms were classified by tenure of producers. The classifications used were:

- Full owners operated only land they owned.
- Part owners operated land they owned and also land they rented from others.

- Tenants operated only land they rented from others or worked on shares for others.

Farms with hired managers are classified according to the land ownership characteristics reported. For example, a corporation owns all the land used on the farm and hires a manager to run the farm. The hired manager is considered the farm producer, and the farm is classified with a tenure type of “full owner” even though the hired manager owns none of the land he/she operates.

Farms by type of organization. The data categorizes an operation’s ownership.

Operation more than 50 percent owned by one producer’s household and/or extended family. The data are used to measure the principal producers’ ownership interest in the organization. In 2012 this item was labeled Operations with 50 percent or more ownership interest held by operator and/or persons related by blood, marriage, or adoption. This is a wording change only; data are comparable.

Limited Liability Company. This type of farm structure combines the pass-through taxation of a partnership or sole proprietorship with the limited liability of a corporation.

Farms by value of sales. See Market value of agricultural products sold.

Farms or farms reporting. The terms “farms” and “farms reporting” in the presentation of data are equivalent. Both represent the number of farms reporting the item. For example, if there are 3,710 farms in a State and 842 of them had 28,594 cattle and calves, the data for those farms reporting cattle and calves would appear as:

Cattle and calves farms	842
number	28,594

Farms with sales and government payments of less than \$1,000. This category includes farms with combined sales and government payments of less than \$1,000 but having the potential for sales of \$1,000 or more. It provides information on all items for farms that normally would be expected to sell agricultural products of \$1,000.

Farms with sales of less than \$1,000. This category

includes farms with sales of less than \$1,000 but having the potential for sales of \$1,000 or more. Some of these farms had no sales in the census year. It provides information on all report form items for farms that normally would be expected to sell agricultural products of \$1,000 or more.

Fertilizer. See Total farm production expenses; Fertilizer, lime, and soil conditioners.

Field and grass seed crops, all. Data are for all the field and grass seed crops not published as field crops and include field seed crops which did not have a specific code on the 2017 report form.

Foliage plants, indoor (including hanging baskets). For 2017 “(including hanging baskets)” was added to the description for clarity. Data are comparable.

Food marketing practices. This is a new section for 2017. This section consists of sales of edible agricultural products that are both produced and sold by the operation directly to consumers (farmers markets, on farm stores or farm stand, roadside stands or stores, u-pick, CSA, online marketplaces, etc.) or retail markets, institutions, or food hubs for local or regionally branding. Retail and institutional establishments include supermarkets, supercenters, restaurants, caterers, independently owned grocery stores, food cooperatives, K-12 schools, colleges or universities, hospitals, workplace cafeterias, prisons, foodbanks, etc.

Forage - land used for all hay and all haylage, grass silage, and greenchop. Data shown represent the area harvested with each acre counted only once if dry hay, haylage, grass silage, or greenchop were cut from the same acreage or if there were multiple cuttings of dry hay, haylage, grass silage, or greenchop. Data exclude corn silage and sorghum silage. Quantity produced is the sum of the quantity harvested of all hay including alfalfa, other dry hay, and all haylage, grass silage and greenchop after converting the all haylage, grass silage, and greenchop quantity harvested to a dry equivalent basis (13 percent moisture). The green tons of all haylage, grass silage, and greenchop harvested were multiplied by a factor of 0.4943 to convert to a dry equivalent. This conversion factor is based on the assumption that one ton of dry hay is 0.87 ton of dry matter, one ton of haylage or grass silage is 0.45 ton dry matter, and one ton of greenchop is 0.25 ton dry

matter. The all haylage, grass silage, and greenchop quantity harvested is assumed to be comprised of 90 percent haylage and grass silage and 10 percent greenchop. Therefore, the conversion factor used to adjust all haylage, grass silage, and greenchop quantity harvested to a dry equivalent basis = $[(0.45*0.9)+(0.25*0.1)]/0.87 = 0.4943$.

Fruits and tree nuts. Total acres, bearing age acres, and nonbearing age acres were collected.

Geothermal/geoexchange systems. See Renewable energy producing systems.

Ginger root. In 2017 data for ginger root are included in the vegetable section. In 2012 and previous censuses, data were included in the field crop section.

Government payments. This category consists of payments from Conservation Reserve Program (CRP), Wetlands Reserve Program (WRP), Farmable Wetlands Program (FWP), and Conservation Reserve Enhancement Program (CREP); loan deficiency payments; disaster payments; other conservation programs; and all other Federal farm programs under which payments were made directly to farm producers, including those specified in the 2014 Agricultural Act (Farm Bill), including Agriculture Risk Coverage (ARC) and Price Loss Coverage (PLC). Commodity Credit Corporation (CCC) proceeds, amount from State and local government agricultural program payments, and Federal crop insurance payments were not tabulated in this category.

Grain and bean combines. Data were collected for self-propelled combines only.

Grains, oilseeds, dry beans, and dry peas sales. Data are for the total market value of cash grains sold, including corn for grain, seed, or silage; wheat for grain; soybeans for beans; sorghum for grain, seed, or silage; barley for grain; rice; oats for grain; and other grains. Also included is the total market value of cash oilseeds sold, including sunflower seed (oil and non-oil), flaxseed, canola, rapeseed, safflower seed, mustard seed, dry beans, and dry peas.

Grains, oilseeds, vegetables, melons, potatoes, and other crops. See Commodities raised and delivered under production contracts.

Greenhouse fruits and berries. Data include strawberries, raspberries, etc. grown in greenhouses and high tunnels where the crops were always covered. See Nursery, greenhouse, floriculture, and sod.

Gross cash rent or share payments. See Total income from farm-related sources.

Had a barn that was built prior to 1960. This is a new question asked of producers in 2017. The last time this question was asked was on the 2007 Census of Agriculture.

Harvested cropland. This category includes land from which crops were harvested and hay was cut, land used to grow short rotation woody crops, Christmas trees, and land in orchards, groves, vineyards, berries, nurseries, and greenhouses. Land from which two or more crops were harvested was counted only once. Land in tapped maple trees was included in woodland not pastured. The 2017 census definition for harvested cropland is the same as the 2012 definition.

Hay - all hay including alfalfa, and other dry. Data shown represent the acreage and quantity harvested of all types of dry hay. The quantity harvested was reported in dry tons (dry weight at the time the hay was removed from the field for storage or feeding). If two or more cuttings of dry hay were made from the same field, the acreage was reported only once as acres harvested of the appropriate dry hay category but the production from all dry hay cuttings was combined in the corresponding quantity harvested. Straw acreage and production are excluded.

If dry hay was cut from the same land that haylage, grass silage, or greenchop was cut, the acreage and production for the dry hay was reported in the appropriate category of dry hay and the acreage and production for haylage, grass silage, or greenchop was reported in the appropriate haylage, grass silage, or greenchop category. For example, if 20 acres of alfalfa were cut for hay and then the same land was used to produce alfalfa haylage, 20 acres and the quantity harvested of hay were reported as Alfalfa and alfalfa mixtures for dry hay and 20 acres and the quantity harvested of alfalfa haylage were reported as Haylage or greenchop from alfalfa or alfalfa mixtures.

Hay, other dry hay. Data shown represent acreage and dry tons of hay harvested from clover, fescue, lespedeza, timothy, Bermuda grass, Sudangrass, sorghum hay, and other types of legumes (excluding alfalfa) and tame grasses. For 2017, data include small grains harvested for hay including barley, oats, rye, and wheat as well as wild hay. In 2012 this item was reported in three categories – Small grain dry hay, Other tame dry hay, and Wild hay.

Haylage, grass silage, and greenchop, all. Data shown represent the acreage and quantity harvested of all types (alfalfa and all other haylage, grass silage, and greenchop). The quantity harvested was reported in green tons. If two or more cuttings of haylage, grass silage, or greenchop were made from the same field, the acreage was reported as acres harvested in the appropriate haylage category only once, and the tonnage from all cuttings was combined in the corresponding quantity harvested. Straw acreage and production is excluded.

Hired farm labor. Data are for total hired farm workers, including paid family members, by number of days worked. Data exclude contract laborers.

Hired managers. A hired manager is someone who receives a wage to manage the farm operation. For 2017 up to four hired managers were reported for each farm operation. In 2012 only one hired manager per farm was published.

Hispanic, Latino, or Spanish origin. Producers of Hispanic, Latino, or Spanish origin are found in all of the racial groups listed in the census and were tabulated according to the race reported, as well as on tables pertaining only to this group.

Hogs and pigs by type of operation. Hog and pig farms were classified by primary type of operation. Operation types were farrow to wean, farrow to feeder, farrow to finish, nursery, finish only, and other. Each description was accepted and the reported inventory and sales data were assigned to each reported type.

Hogs and pigs by type of producer. Hog and pig farms were classified by one type of producer. Producer types were independent grower, contractor or integrator, and contract grower (contractee). Each description was accepted and the reported inventory

and sales data were assigned to each reported type.

Honey collected. Data are for pounds of honey collected but not necessarily sold. See Colonies of honey bees.

Horses and ponies sales. Data are for horses sold or moved off the farming operation regardless of ownership. In 2012 data only included value of owned horses sold.

Income. Net cash farm income is published for the operation and producer. The difference between net cash income and net cash returns is that net cash returns does not include government payments and other farm-related income as income. See Net cash farm income of the operations and Net cash farm income of the producers.

Income from farm-related sources. See Total income from farm-related sources.

Institutional, research, experimental, and American Indian Reservation farms. Data for these farms are combined into a single category. Research farms include farms operated by private companies as well as those operated by universities, colleges, and government organizations for the purpose of expanding agricultural knowledge.

Internet access. This item is the number of farms that reported using personal computers, laptops, or mobile devices (e.g., cell phones or tablets) to access the internet. This can be done using services such as dial-up, DSL, cable modem, fiber-optic, mobile internet service for a cell phone or other device (tablet), satellite, or other methods. In 2017 respondents were also able to report connecting with an unknown service type, labeled as “Don’t know” in the publication tables.

Involvement in decisionmaking. This is a new item in 2017. Questions were asked about each producer’s involvement in farm-related decisions, including day-to-day decisions, land use and/or crop decisions, livestock decisions, record keeping and/or financial management, and estate planning or succession planning.

Irrigated land. This category includes all land watered by any artificial or controlled means, such as

sprinklers, flooding, furrows or ditches, sub-irrigation, and spreader dikes. Included are supplemental, partial, and preplant irrigation. Each acre was counted only once regardless of the number of times it was irrigated or harvested. If an operation reported less than one acre irrigated, the irrigated land for the operation was rounded to one acre. Livestock lagoon wastewater distributed by sprinkler or flood systems was also included.

Land area, approximate. The approximate land area represents the total land area as determined by records and calculations as of January 1, 2017. The proportion of land area in farms may exceed 100 percent because some operations have land in two or more counties, but all acres are tabulated in the principal county of operation. The approximate land area data were supplied by the U.S. Department of Commerce, Bureau of the Census. See Land in two or more counties.

Land enrolled in crop insurance programs. The data are for all land enrolled in any Federal, private, or other crop insurance program. It includes acreage of pasture/rangeland enrolled in crop insurance programs in areas where it is provided.

Land enrolled in the Conservation Reserve Program (CRP), Wetlands Reserve Program (WRP), Farmable Wetlands Program (FWP), or Conservation Reserve Enhancement Program (CREP). CRP is a program established by the USDA in 1985 that takes land prone to erosion out of production for 10 to 15 years and devotes it to conservation uses. In return, farmers receive an annual rental payment for carrying out approved conservation practices on the conservation acreage. The WRP, FWP, and CREP programs are included under the Conservation Reserve Program.

Operations with land enrolled in the CRP, WRP, FWP, or CREP were counted as farms, given they received \$1,000 or more in government payments, even if they had no sales and otherwise lacked the potential to have \$1,000 or more in sales.

Land in berries. Data are for total land in berries. Respondents in 2017 reported bearing age acres and nonbearing acres by individual berry crops. In 2012 and previous censuses, respondents reported acres harvested and acres not harvested of individual berry

crops.

Land in farms. The acreage designated as “land in farms” consists primarily of agricultural land used for crops, pasture, or grazing. It also includes woodland and wasteland not actually under cultivation or used for pasture or grazing, provided it was part of the farm producer’s total operation. Large acreages of woodland or wasteland held for nonagricultural purposes were deleted from individual reports during the edit process. Land in farms includes CRP, WRP, FWP, and CREP acres.

Land in farms is an operating unit concept and includes land owned and operated as well as land rented from others. Land used rent free was reported as land rented from others. All grazing land, except land used under government permits on a per-head basis, was included as “land in farms” provided it was part of a farm or ranch. Land under the exclusive use of a grazing association was reported by the grazing association and included as land in farms. All land in American Indian reservations used for growing crops, grazing livestock, or with the potential of grazing livestock was included as land in farms. Land in reservations not reported by reservation, individual American Indians, or non-Native Americans was reported in the name of the cooperative group that used the land. In a few instances, an entire American Indian reservation was reported as one farm.

Land in orchards. Starting in 2017, pineapples were moved from the field crops section to the fruit and nut section. As a result, land in orchards includes pineapples in 2017 and land in orchards is not directly comparable to 2012. This category includes land in bearing age and nonbearing age fruit trees, citrus or other groves, vineyards, and nut trees of all ages, including land on which all fruit crops failed. Respondents also reported bearing age acres and nonbearing age acres by individual fruit and nut crops.

Land in two or more counties. With few exceptions, the land in each farm was tabulated as being in the producer’s principal county. The principal county was defined as the one where the largest value of agricultural products was raised or produced. It was usually the county containing all or the largest proportion of the land in the farm or viewed by the respondent as his/her principal county. Reports

received showing land in more than one county were separated into two or more reports if the data would substantially distort county totals.

Land irrigated at least once in the past five years.

Data represent the total number of acres irrigated on the operation over the past five years. Land from different years can be added together as long as the land was irrigated at least once and the plots of land were in different locations. While land can be irrigated multiple times over the course of five years, it can only be counted once. In some situations, operations can report more acres irrigated in the past than they currently have, e.g., operations that rented irrigated acres to or from others in the past had more irrigated land than their current operation.

Land use practices. Includes all agricultural land used for the production of agricultural commodities.

Drained by tile. Tile drainage is a practice that removes excess water from the soils subsurface.

Artificially drained by ditches. A field ditch installed for surface drainage for collecting excess surface or subsurface water in a field.

Conservation easement. A conservation easement is a legal agreement voluntarily entered into by a property owner and a qualified conservation organization such as a land trust or government agency. This category excludes land in CRP (Conservation Reserve Program) acres.

No-till practices used. Using no-till or minimum till is a practice used for weed control and helps reduce weed seed germination by not disturbing the soil.

Reduced tillage. Conserves the soil by reducing erosion and decreasing water pollution. In 2012 this category was labeled conservation tillage. This is a wording change only; data are comparable.

Intensive tillage. Refers to tillage operations that use standard practices for a specific location and crop to bury crop residues. In 2012, this category was labeled conventional tillage.

Cover crop. A crop planted primarily to manage soil fertility, soil quality, water, weeds, pests, diseases, or wildlife. This item does not include CRP acres.

Land used for vegetables. Data are for the total land used for vegetable and melon crops. The acres were reported only once, even though two or more harvests of a vegetable or more than one vegetable were harvested from the same acres. Respondents also reported harvested acres, acres harvested for fresh market, and acres harvested for processing by individual vegetable crops.

Landlord's share of the total sales. Data represent the share of the operation's total sales that went to landlord(s).

Layers. This category includes table-egg type layers, hatching layers for meat-types, hatching layers for table egg types, and reported bantams.

Legal status for tax purposes. See Farms by legal status.

Less than \$1,000. See Farms with sales and government payments of less than \$1,000.

Livestock and poultry purchased or leased. See Total farm production expenses; Livestock and poultry purchased or leased.

Maple syrup. Data are for the number of taps set, syrup produced, and value of sales.

Market value of agricultural products sold. This category represents the gross market value before taxes and production expenses of all agricultural products sold or removed from the place in 2017 regardless of who received the payment. It is equivalent to total sales and it includes sales by the producers as well as the value of any shares received by partners, landlords, contractors, or others associated with the operation. It includes value of organic sales, direct sales and the value of commodities placed in the Commodity Credit Corporation (CCC) loan program. Market value of agricultural products sold does not include payments received for participation in other Federal farm programs. It does not include income from farm-related sources such as customwork and other agricultural services, or income from nonfarm sources.

The value of crops sold in 2017 does not necessarily represent the sales from crops harvested in 2017. Data

may include sales from crops produced in earlier years and may exclude some crops produced in 2017 but held in storage and not sold. For commodities such as sugarbeets and wool sold through a co-op that made payments in several installments, respondents were requested to report the total value received in 2017.

The value of agricultural products sold was requested of all producers. If the producers failed to report this information, estimates were made based on the amount of crops harvested, livestock or poultry inventory, or number sold. Caution should be used when comparing sales in the 2017 census with sales reported in earlier censuses. Sales figures are expressed in current dollars and have not been adjusted for inflation or deflation. See Farms with sales and government payments of less than \$1,000.

Market value of agricultural products sold and government payments. See Total market value of agricultural products sold and government payments.

Medical supplies, veterinary, and custom services for livestock. See Total farm production expenses.

Methane digesters. See Renewable energy producing systems.

Migrant farm labor on farms reporting only contract labor. Data are for those operations that did not have hired farm workers but reported that they did have migrant contract workers on their operation in 2017.

Migrant farm labor on farms with hired labor. Producers were asked whether any hired or contract workers were migrant workers. A migrant farm worker is a farm worker whose employment required travel that prevented the worker from returning to his/her permanent place of residence the same day.

Migrant workers, total. Data are for total migrant farm workers whose employment requires travel that prevents the worker from returning to his or her permanent place of residence the same day.

Military service. This item is new in 2017. A producer with military service is a person who currently or previously served on active duty in the U.S. Armed Forces.

Mink, live. The data are for inventory and sales of live mink. Number of farms producing mink pelts are included in Other livestock products.

Miscellaneous poultry. Data are for poultry other than chickens or turkeys. Data are published in Chapter 2, table 20.

Misreported or miscoded crops. In a few cases, data may have been reported on the wrong line, in the wrong section, or the wrong crop code may have been assigned to a write-in crop code. A few of these errors may not have been identified and corrected during processing which resulted in rare cases of inaccurately tabulated data. Reports with significant acres of unusual crops for the area were examined to minimize the possibility that they were in error.

Mobile internet service for a cell phone or other device. This includes counts of farm operations that reported accessing the internet from a mobile device, such as cell phone or tablet. In 2012 this item was labeled Mobile broadband plan for a computer or a cell phone. This is a wording change only; data are comparable.

Mollusks. These are invertebrate animals with a soft body covering and shells of 1-18 parts or sections. Examples include abalones, clams, mussels, oysters, and snails. See Aquaculture.

More than one race reported. This category represents producers who reported more than one race on the census form.

Mushroom spawn. Respondents reported only sales; growing area was not summarized.

Mushrooms. All mushroom crops were considered grown under glass or other protection and no mushroom data were published as area in the open. Those reporting mushrooms grown in the open area were converted to an equivalent area of square feet under protection proportional to their sales.

NAICS. See Farms by North American Industry Classification System (NAICS).

Net cash farm income of the operations. This concept is derived by subtracting total farm expenses from total sales, government payments, and other

farm-related income. Depreciation is not used in the calculation of net cash farm income. Net cash farm income of the operation includes the value of commodities produced under production contract by the contract growers.

For publication purposes, farms are divided into two categories:

1. Farms with net gains (includes those operations that broke even).
2. Farms with net losses.

Net cash farm income of producers. This value is the producers' total revenue (fees for producing under a production contract, total sales not under a production contract, government payments, and farm-related income) minus total expenses paid by the producers. Net cash farm income of the producer includes the payments received for producing under a production contract and does not include value of commodities produced under production contract by the contract growers. Depreciation is not used in the calculation of net cash farm income.

For publication purposes, farms are divided into two categories:

1. Farms with net gains (includes those producers that broke even).
2. Farms with net losses.

New and beginning producers. This is a new category for 2017. It includes producers operating on any operation for 10 years or less. They may be on farms with producers who are not beginning producers.

Noncitrus fruit, all. This is a summation of all acres reported in the commodities defined as noncitrus such as apples, grapes, and plums. Data for 2017 include pineapples. In 2012 and previous censuses, pineapples were included in field crops. Data are not directly comparable.

Number of female producers. This item is the total count of female producers involved in decisions for the operation reported by the respondent. Detailed demographic data are only available for up to four

producers per farm operation.

Number of male producers. This item is the total count of male producers involved in decisions for the operation reported by the respondent. Detailed demographic data are only available for up to four producers per farm operation.

Number of persons living in producers' households. This is the count of people living in the households of the producers on the farm. If producers on the farm are living in the same household, the count is not duplicated for each producer.

Number of producers. This item is the total count of producers involved in decisions for the operation reported by the respondent. Detailed demographic data are only available for up to four producers per farm operation.

Nursery, greenhouse, floriculture, and sod. Data are for total square feet under protection and acres in the open. Individual crop data were collected for area under glass or other protection, area in the open, and sales of aquatic plants, floriculture and bedding crops, nursery crops, sod, propagative materials, food crops grown under protection, and mushroom crops. Total sales data are the summation of all crops.

Nursery stock crops. Data include ornamentals, shrubs, shade trees, flowering trees, evergreens, live Christmas trees, fruit and nut trees and plants, vines, palms, ornamental grasses, and bare root herbaceous perennials.

Nuts, all. Data include all nut trees.

Occupation. See Producer characteristics.

Operation more than 50 percent owned by one producer's household and/or extended family. See Farms by type of organization.

Operations legal status for tax purposes. See Farms by legal status.

Operators. The term "operators" has been replaced with the term "producers."

Oranges, all. All oranges are a summation of Valencia oranges and Other than Valencia oranges.

Total acres, bearing age acres, and nonbearing age acres were collected by category.

Oranges, other than Valencia – include Navel. This includes all oranges other than Valencia type. In 2012 this item was referred to as Other oranges. This is a wording change only; data are comparable.

Organic agriculture. Respondents were instructed to indicate if they had organic production according to USDA's National Organic Program (NOP). Respondents reported whether their organic production was certified or exempt from certification and the sales from NOP produced commodities. They also reported whether they had acres transitioning into NOP production and the value of sales of USDA NOP certified or exempt organically produced commodities. Also see Total organic product sales.

Organic fertilizer used. This is a new item for 2017. These are the acres of cropland or pastureland on which approved organic fertilizers were applied.

Organic value of sales. See Total organic product sales.

Ornamental fish. This category includes various fish raised for water gardens, aquariums, etc. Examples include angel fish, guppies, koi, ornamental goldfish, and tropical fish. The value of sales was tabulated for each specified species.

Other animals and other animal products sold. This category includes number of farms and value of sales for all animals and animal products not listed elsewhere on that specific table.

Other aquaculture products. This category includes aquaculture not listed separately. Examples include the production of alligators, frogs, leeches, eels, live rock, salamanders, and turtles.

Other berries. This includes other berry varieties that were not pre-printed in the report form. In 2012 this category included Aronia berries and Elderberries which are reported separately in 2017. Data are not directly comparable.

Other cattle. Data include heifers that had not calved, steers, calves, and bulls.

Other cattle, sheep, livestock, or poultry. See Commodities raised and delivered under production contract.

Other citrus. Data relate to any citrus crop not having a specific code on the report form.

Other cropland. This includes all cropland other than harvested cropland or other pasture and grazing land that could have been used for crops without additional improvements. It includes cropland idle or used for cover crops or soil improvement, cropland on which all crops failed or were abandoned, and cropland in summer fallow.

Other crops. In Chapter 2, table 27, Other crops data relate to any field crops that did not have a specific code in the field crops section of the report form.

Other crops and hay. Data are for the total market value of all crops not categorized into one of the prelisted crop sales categories on the report form. This category includes crops such as grass seed, hay and grass silage, haylage, greenchop, hops, maple syrup, mint for oil, peanuts, sugarcane, sugarbeets, etc.

Other dry hay. See Hay, other dry.

Other farm related income sources. See Total income from farm-related sources.

Other field and grass seed crops. Data relate to any field or grass seed crop not having a specified code on the report form.

Other floriculture and bedding crops. Data relate to any floriculture and bedding crops not having a specific code on the report form.

Other food fish. Data are for fish, other than catfish and trout, raised on farms primarily for food. Examples include hybrid striped bass, perch, salmon, sturgeon, and tilapia.

Other greenhouse vegetables and fresh cut herbs. This category includes vegetable crops, other than tomatoes, that were grown under protection and fresh cut herbs grown under protection.

Other land. This category includes land in house lots, barn lots, ponds, roads, ditches, wasteland, etc. It

includes those acres in the farm operation not classified as cropland, pastureland, or woodland. See Land in farms.

Other livestock. This category includes all livestock not having specific codes on the 2017 report form. In addition, package bees; bees, other than honey or package bees; laboratory animals; and worms are included. See Other animals and other animal products sold.

Other livestock and poultry purchased or leased. See Total farm production expenses.

Other livestock products. Data for this category include the number of farms that sold livestock products that did not have a specific code on the 2017 report form. In addition beeswax, breeding fees, embryos, fur or pelts, horns, manure sold, and semen are included in this category. In 2012 equine products were included but in 2017 they were reported separately. Data are for farms with production, not necessarily sold. The data are not directly comparable.

Other noncitrus fruit. Data relate to any noncitrus fruit not having a specific code on the census report form. Cherimoyas were included in this category prior to 2017 and are now published as an individual item.

Other nuts. This category includes any nut crop not having a specific code on the report form.

Other pasture and grazing land that could have been used for crops without additional improvements. This category includes land used only for pasture or grazing that could have been used for crops without additional improvement. Also included are acres of crops grazed by livestock, but not harvested prior to grazing. However, cropland that was pastured before or after crops were harvested in 2017 was included as harvested cropland rather than cropland for pasture or grazing.

Other poultry. Data are for other poultry not having a specific code on the report form.

Other spring wheat for grain. In 2012 other spring wheat for grain was sometimes referred to as spring wheat for grain. In 2017, spring wheat is consistently referred to as other spring wheat for grain. See also

Wheat for grain.

Other vegetables. Data shown for other vegetables relate to any vegetable not having a specific code on the census form.

Patronage dividends. See Total income from farm-related sources.

Payments received by the contractee for commodities produced under production contract. These data show the number of farms and the dollar amount the contractees received from contractors for commodities produced under contract. This is not the market value of the commodities delivered, but the payment or fee the producers received for commodities delivered.

Peaches, all. In 2017 data were collected as Peaches, clingstone and Peaches, freestone in all States except Hawaii, which only collected Peaches, all. In 2012 and previous censuses, data for all peaches were collected as a category in all States except for California and Arizona. Peach data in California and Arizona were collected separately for clingstone and freestone peaches. The data were later combined as Peaches, all for publication. Data for clingstone and freestone are found in the California and Arizona publications only.

Peacocks and peahens. Peacocks and peahens were reported as other poultry.

Pears, all. In 2017 data were collected as Pears, Bartlett and Pears, other than Bartlett in all States except Hawaii, which only collected Pears, all. In 2012 and previous censuses, data for all pears were collected as a category in all States except for California, Arizona, Idaho, Oregon, Alaska, and Washington. These States collected data separately for Bartlett pears and Other pears which were later combined into the Pear, all category.

Peas, green. Excludes all dry peas which were collected in the field crop section. Also excluded are Chinese peas and southern peas which were reported separately. In 2012 this item was labeled Peas, green (excluding southern). This is a wording change only; data are comparable.

Peas, southern (cowpeas) – blackeyed, crowder, etc. Excludes dry peas which were collected in the field crop section. In 2012 this item was referred to as Peas, green southern (cowpeas). This is a wording change only; data are comparable.

Pecans, all. All pecans is a summation of Pecans, improved and Pecans, native and seedling. Total acres, bearing acres, and nonbearing acres were collected by category.

Pecans, improved. Improved pecans are varieties that have been genetically altered through breeding and grafting techniques to produce more nuts, and nuts with a greater percentage of nut meat. See Pecans, all.

Pecans, native and seedlings. Native pecans are varieties that developed under natural conditions. Seedling pecans are produced from seed (the nut) and have not been budded or grafted. See Pecans, all.

Peppers, Bell (excluding pimientos). Pimientos were reported as Other vegetables.

Peppers, other than Bell (including chile). The data include all other peppers including chile. Pimientos were reported as Other vegetables.

Permanent pasture and rangeland, other than cropland and woodland pastured. This land use category encompasses grazable land that does not qualify as woodland pasture or cropland pasture. It may be irrigated or dry land. In some areas, it can be a high quality pasture that could not be cropped without improvements. In other areas, it is barely able to be grazed and is only marginally better than wasteland.

Pineapples. In 2017 pineapples were included in the noncitrus fruit section. Data for 2012 and previous censuses were included in the field crop section.

Plumcots, pluots, and other plum-apricot hybrids. This category includes everything that is not a plum or prune. Pluot is a registered trademark of plumcots, which are genetic crosses between plums and apricots.

Plums. In 2017 plums are published as a separate item. In 2012 plums were reported as an individual

item only in California and Arizona. All other States reported plums in a combined plum and prune category.

Potatoes. Potato acres are included in the vegetable acres. Data are for total acres harvested, acres harvested for fresh market, and acres harvested for processing. Production was not collected.

Poultry hatched. This category includes all poultry hatched on the operation during the year. The number of poultry hatched is published under the sales heading.

Poultry, other. See Other poultry.

Primary occupation of producer. Data on primary occupation were obtained from up to four producers per farm. The primary occupation classifications used were:

1. *Farm or ranch work.* The producer spent 50 percent or more of his/her worktime during 2017 farming or ranching.
2. *Other.* The producer spent less than 50 percent of his/her worktime during 2017 farming or ranching.

Producer. The term producer designates a person who is involved in making decisions for the farm operation. Decisions may include decisions about such things as planting, harvesting, livestock management, and marketing. The producer may be the owner, a member of the owner's household, a hired manager, a tenant, a renter, or a sharecropper. If a person rents land to others or has land worked on shares by others, he/she is considered the producer only of the land which is retained for his/her own operation. The census collected information on the total number of male producers, the total number of female producers, and demographic information for up to four producers per farm.

Producer characteristics. Producers (up to four producers per farm) were asked to report primary occupation, sex, age, race, if they were of Hispanic, Latino or Spanish origin, place of residence, if retired from farming, number of days worked off farm, year in which his/her operation of the farm began, year began operating any farm, if they were a hired

manager, if they had military service, and the number of persons living in their households. In addition the total number of male and female producers was collected from each operation.

Producer, primary. One primary producer is designated for each farm. A primary producer is a principal producer (comparable to 2012 principal operator). If multiple principal producers were reported on a farm, a primary producer was chosen by designating the person who made the most decisions for the farm. If equal decisions were made, the primary producer was the person who worked off the farm the least. If multiple principal producers worked the least off the farm, a random choice was made as to which producer was the single designated primary producer.

Producers, all non-principal. Demographic data were collected for up to four producers per farm. Each producer was asked if they were a principal operator or senior partner. A non-principal producer is a producer who did not indicate they were a principal operator. There may be no non-principal producers on a farm.

Producers, all principal. Demographic data were collected for up to four producers per farm. Each producer was asked if they were a principal operator or senior partner. A principal producer is a producer who indicated they were a principal operator. There may be multiple principal producers on a farm. Each farm has at least one principal producer.

Producers, number. Demographic and other information were collected for up to four producers per farm. This may be fewer than the total number of producers on some farms.

Producers of Hispanic, Latino or Spanish origin. This category is relabeled from 2012.

Producers with military service. This category is new for 2017. A producer with military service is a person who currently or previously served on active duty in the U. S. Armed Forces.

Production contracts. See Commodities raised and delivered under production contracts.

Production expenses. See Total farm production

expenses.

Prunes. In 2017 prunes are published as a separate item. In 2012 and prior years, prunes were reported as an individual item only in California and Arizona. All other States reported prunes in a combined plum and prune category.

Pullets for laying flock replacement. Data are for pullet inventory and the number sold or moved for laying flock replacement.

Rabbits, live. The data are for inventory and sales of live rabbits. The number of rabbit pelts is included in Other livestock products.

Race of producer. With the exception of Hawaii, data were collected for American Indian and Alaska Native, Asian, Black or African American, Native Hawaiian and Other Pacific Islander, and White producers. Respondents were asked to mark one or more of the race categories. In Hawaii producer race data were collected for American Indian (included Alaska Native), Chinese, Filipino, Japanese, Korean, Other Asian, Black or African American, Native Hawaiian, other Pacific Islander, and White. The combination of Native Hawaiian and Other Pacific Islander is equivalent to the Native Hawaiian or Other Pacific Islander category on the other forms. The combination of the Chinese, Filipino, Japanese, Korean, and Other Asian categories is equivalent to the Asian category on the other forms. The Volume 1, Geographic Area Series, U.S. Summary publication only displays counts for the categories of Native Hawaiian and Other Pacific Islander and Asian. Data for the 11 Hawaii race categories are published in chapter 2 of the Hawaii publication of the Volume 1 series.

Raspberries, all. In 2017 data for raspberries were reported as black raspberries, red raspberries, and other raspberries (includes all other raspberries not listed on the report form) for all States except Hawaii. In 2012 and previous censuses, raspberries were reported as All raspberries except in Alaska, Idaho, Oregon, and Washington where data were reported separately for black and red raspberries. In these States, black raspberries and red raspberries data were combined and published as Raspberries, all for comparability with other States.

Renewable energy producing systems. These types of systems produce power, heat, or mechanical energy by converting resources either to electricity or to motor power.

Biodiesel production systems. Data are for production of non-petroleum based diesel fuel made from vegetable oil or animal fats. Biodiesel can be used alone or blended with conventional petroleum-based diesel fuel.

Ethanol production systems. A fuel produced by converting crops such as corn and sugarcane, biomass crops, or wood. This fuel is generally blended with gasoline. Production of ethanol for fuel requires a permit from the Bureau of Alcohol, Tobacco, and Firearms (ATF). Only ethanol production for fuel was reported.

Geothermal/geoexchange system. A system that uses temperatures from the earth to reduce the operational costs of heating and cooling.

Methane digesters. It is a device which captures biogas resulting from the decomposition of manure, processing by-products, and other materials. Harvested biogas is used as a substitute for natural gas to power engines which generate electricity. It is fed into the natural gas pipeline or flared. Methane digesters were reported only if in production and used in 2017.

Small hydro system. A water driven system, which produces electricity, by the gravitational force of falling or flowing water. It excludes water driven systems that only provide mechanical power, such as turning a grinding stone for a flour mill.

Solar panels. A flat panel designed to capture the sun's energy. Includes photovoltaic systems, which convert light from the sun into electricity, and thermal systems that passively generate electricity.

Wind turbines. A device which converts wind power into electricity. Includes wind generators, wind power units, wind energy converters, and aero generators. Excludes windmills, which do not produce electricity.

Rental of farmland. See Total income from farm-related sources, Gross cash rent or share payments.

Sales, total. See Market value of agricultural products sold.

Sex of producers. This item pertains only to four producers from whom detailed demographic data were collected. Total male and female producer counts may be larger.

Sheep and lambs inventory. Data are for sheep and lambs of all ages owned regardless of location. Sheep and lambs were collected in their own section to clarify to respondents when to report "owned" sheep and lambs versus any sheep and lambs on the operation. Prior to 2017 in the Eastern States, data were collected for sheep and lambs regardless of ownership.

Short rotation woody crops. Data are for short rotation woody crops that grow from seed to a mature tree in 10 years or less. These are trees for use by the paper or pulp industry or as engineered wood. This does not include lumber. Acres in production were included in Cropland harvested in the Land use section of the report form.

Size of farm. See Farms by size.

Small hydro system. See Renewable energy producing systems.

Solar panel. See Renewable energy producing systems.

Sport or game fish. Data are for sport or game fish raised on farms to be used primarily for sport. Examples include bluegill, crappie, largemouth bass, smallmouth bass, sunfish, muskie, northern pike, and walleye.

Squash, all. All squash is a summation of summer squash and winter squash. Total acres, acres for fresh market, and acres for processing were collected by category.

Summer fallow. In 2012 this category was labeled Cultivated summer fallow. This is a wording change only; data are comparable.

Sweet potatoes. Sweet potato acres are included in the vegetable acres. Data are for total acres harvested, acres harvested for fresh market, and acres harvested

for processing. Production was not collected.

Tangerines. In 2017 data include Temples. In 2012 data for Temples were published separately. Data are not directly comparable.

Taro. A tropical plant grown primarily for its edible corms or root. Beginning in 2017 data were reported in the vegetable section. In 2012 and previous censuses, data for taro root were reported in the field crop section.

Tenure. See Farms by tenure of producer.

Tobacco transplants. Data are for tobacco transplants that were sold for transplant to farm fields. Transplants grown for transplanting to the same operation were not reported or removed during data review.

Tomatoes in the open. Data are for tomatoes grown in the open and excludes tomatoes produced under glass or other protection.

Total cropland. This category includes cropland harvested, other pasture and grazing land that could have been used for crops without additional improvements, cropland on which all crops failed or were abandoned, cropland in summer fallow, and cropland idle or used for cover crops or soil improvement but not harvested and not pastured or grazed.

Total farm production expenses. Includes the production expenses provided by the producers, partners, landlords (excluding property taxes), and production contractors for the farm business in 2017. Tenant farmers reported expenses paid by landlords for the agricultural production on the operation, as well as their expenses. Farm or ranch producers who rented part of their land to others reported only the expenses for the land they actually used themselves and not expenses for land rented to others. The 2017 total farm production expenditure includes all farm-related expenses such as customwork, fuel costs, cost of cutting timber, services provided to hunters, cooperative membership fees, etc. However, if the income from these farm-related categories was not considered a part of the operation (i.e., if the income was regarded as derived from a separate business), then the associated expenses were not included. The

contractor's portion of expenses was solely based on computer generated estimates for 2017.

This item excludes expenses relating to non-farm activities such as trading and speculation in the commodities market or livestock trading activities. Explanations of selected production expenses are listed below.

All other production expenses. This category is not comparable with 2012 data. In 2012 this category included *Medical supplies, veterinary, and custom services for livestock* but in 2017 this item was reported separately. All other production expenses include all expenses not listed on the report form. Examples include storage and warehousing, marketing and ginning expenses, insurance, etc. Health insurance premiums and payroll taxes are reported in hired labor expenses.

Breeding livestock purchased or leased. These expenses include all breeding livestock and poultry purchased or leased during 2017 for production on the farm or ranch. The total includes amount spent for beef and dairy cows, heifers, bulls, sows, gilts, boars, rams, lambs, ewes, roosters, hens, layers, etc. Estimations of the value of livestock or poultry fed on a custom basis were to be made based on their value when they arrived on the farm or ranch.

Cash rent paid in 2017 for land and buildings. These data include the cost of renting land and buildings that were part of the operation. Rent paid for the producer's dwelling or other non-farm property and the value of the shares of crops and livestock paid to landlords were excluded.

Chemicals. These 2017 expenses include insecticides, herbicides, fungicides, and other pesticides, including costs of custom application. Data exclude commercial fertilizer purchased.

Contract labor. These data include payments made to contractors, crew leaders, cooperatives, or any other organization hired to furnish a crew of laborers to do a job that may involve one or more agricultural operations. In some cases, a crew leader may furnish some equipment. Data exclude expenses made on a contractual basis for repair or maintenance or for capital improvements, such as construction of farm buildings, installation of fences or irrigation systems,

and land leveling.

Cover crop seed purchased. This is a new category item in 2017. This expense category is a subset of total Seeds, plants, vines, and trees expense. It includes the cost of all seeds, bulbs, plants, propagation materials, trees, seed treatments, seed cleaning costs, etc. for cover crops purchased during 2017.

Customwork and custom hauling. These expenses include costs incurred for having customwork done on the place and for renting machines to perform agricultural operations. The cost of cotton ginning is excluded. The cost of labor involved in the customwork service is included in the customwork expense. Some examples of customwork are planting, spraying, harvesting, preparation of products for marketing, grinding and mixing feed, corn picking, grain drying, and silo filling. The cost of custom application of fertilizer and chemicals is included in expenditures for fertilizer and chemicals in 2017, just as it was in the 2012 census. The cost of hired labor for operating rented or hired machinery is included as a hired farm and ranch labor expense.

Feed purchased. These expenses include the cost of all feed purchased for livestock and poultry including grain, hay, silage, mixed feeds, concentrates, etc. during 2017.

Fertilizer, lime, and soil conditioners. These 2017 expenses include fertilizer, lime, rock phosphate, and gypsum and the costs of custom application.

Gasolines, fuels, and oils. These expenses include the cost of all gasoline, diesel, natural gas, LP gas, motor oil, and grease products for the farm during 2017. Expenses exclude fuel for personal use of automobiles by the family and others, fuel used for cooking and heating the farmhouse, and any other use outside of farmwork on the operation.

Hired farm labor. These 2017 expenses include the total amount paid for farm or ranch labor including regular workers, part-time workers, and members of the producer's family if they received payments for labor. Expenses include Social Security taxes, State taxes, unemployment tax, payment for sick leave or vacation pay, workman's compensation, insurance premiums, and pension plans.

Interest paid on debts. These expenses include interest and finance charges paid in 2017 for debts secured by real estate and on debt not secured by real estate. Interest expenses excluded from this category are non-farm interest expenses and interest expenses originating from machinery and equipment used for a separate customwork business or for other operations. Interest expense for the producer's dwelling, where the amount is separate from interest on farm land and buildings on the operation, is excluded. Interest paid on debts was reported in one of two categories:

1. *Secured by real estate.* These data include all interest expenses paid in 2017 on debts secured by real estate for the farm.
2. *Not secured by real estate.* These data include all interest expenses paid in 2017 on debts secured by machinery, tractors, trucks, other equipment, livestock, poultry, breeding stock, money borrowed for use as working capital, and interest paid on CCC loans for the farm.

Livestock and poultry purchased or leased. These data include Breeding livestock purchased or leased and Other livestock and poultry purchased or leased.

Medical supplies, veterinary, and custom services for livestock. This expense category is a new category in 2017. These expense were included in All Other production expenses in 2012.

Other livestock and poultry purchased or leased. These expenses include all non-breeding livestock and poultry purchased or leased during 2017 for production on the farm or ranch. The total includes amounts spent for cattle, calves, hogs, pigs, sheep, hatchery eggs, etc.

Property taxes paid. These data include property taxes paid by the producers for the farm share of land, machinery, buildings, and livestock, excluding taxes paid by this producer's landlords.

Rent and lease expenses for machinery, equipment, and farm share of vehicles. These data include the farm share cost of renting or leasing machinery, equipment, and vehicles during 2017. Rental and lease expenses of items used only for custom hire are excluded here.

Repairs, supplies, and maintenance. These expenses include all costs for the repair and upkeep of buildings, motor vehicles, fences, and farm equipment used for the farm business during 2017. Repairs to equipment used both for the farm business and for performing customwork are included.

Seeds, plants, vines, and trees. These expenses include the cost of all seeds, bulbs, plants, propagation materials, trees, seed treatments, seed cleaning costs, etc. purchased during 2017. Excluded were items purchased for immediate resale or the value of seed grown on the operation.

Utilities. These data show the farm share cost of electricity, telephone charges, internet fees, and water purchased in 2017. Included in the water cost is water purchased for irrigation purposes, livestock watering, etc. Household utility costs were excluded from these items.

Total female producers. See Number of female producers.

Total greenhouse vegetables and fresh cut herbs. This category includes greenhouse tomatoes and other greenhouse vegetables and fresh cut herbs.

Total horses and ponies. See Horses and ponies value of sales.

Total income from farm-related sources. This includes gross income from farm-related sources received in 2017 before taxes and expenses from the sales of farm byproducts and other sales and services closely related to the principal functions of the farm business. The data exclude income from employment or business activities, which were separate from the farm business.

Agri-tourism and recreational services. This income includes income from recreational services such as hunting, fishing, farm or wine tours, hay rides, etc.

Amount from State and local government agricultural program payments. This income includes State and local government agricultural program payments. Respondents were to exclude the State and local portion of Conservation Reserve Enhancement Program (CREP) payments if they were reported in the amount received for participation in CREP in

section 5, item 2 of the report form.

Crop and livestock insurance payments received. This income includes insurance payments from crop and livestock losses.

Customwork and other agricultural services. This income includes gross receipts received by the farm producers for providing services for others such as planting, plowing, spraying, and harvesting. Income from customwork and other agricultural services is generally included in the agriculture census if it is closely related to the farming operation. However, it is excluded if it constituted a separate business or was conducted from another location.

Gross cash rent or share payments. This income includes gross cash or share payments received from renting out farmland, payments received from the lease or sale of allotments, and payments received for livestock pastured on a per-head, per month, or per pound basis. It excludes rental income from nonfarm property.

Other farm-related income sources. This is other income which is closely related to the agricultural operation. This income includes animal boarding, breeding fees (horse breeding or stud fees received were reported in the Value of Sales section in the Other animals and other animal products category), tobacco quota buyouts, State fuel tax refunds, farm generated energy, etc. Crop and livestock insurance payments received and amount from State and local government agricultural program payments were published separately.

Patronage dividends and refunds from cooperatives. This income includes payments to a farmer or rancher for business done with a cooperative to which he/she usually belongs. The payment is usually for goods sold through the co-op.

Sales of forest products. This income includes gross receipts from sales of standing timber, pulpwood, firewood, etc. from the farm or ranch operation. It excludes income from nonfarm timber tracts, sawmill businesses, cultivated Christmas trees, maple products, and short rotation woody crops.

Total market value of agricultural products sold and government payments. This category represents

the value of products sold plus government payments. Total value of products sold combines total sales not under production contract and total sales under production contract. Government payments consist of government payments received from the Conservation Reserve Program (CRP), Wetlands Reserve Program (WRP), Farmable Wetlands Program (FWP), or Conservation Reserve Enhancement Program (CREP) plus government payments received from Federal, State, and local programs other than the CRP, WRP, FWP, and CREP, and Commodity Credit Corporation loans.

Total male producers. See Number of male producers.

Total organic product sales. The data represent the value of organically produced agricultural commodities sold from operations during 2017. It includes only the value of those products that were produced as organic according to the National Organic Standards and sold by certified or exempt from certification farm operations.

Total payments received. See Commodities raised and delivered under production contracts.

Total producers. See Number of producers.

Total sales. See Market value of agricultural products sold.

Turkeys. Turkey data are a combination of turkeys for meat production, turkey hens and toms kept for breeding, and turkey brooders tabulated from three questions. Turkey brooders are immature birds sent to another farm for further growout to meat production or breeding. This may result in a turkey being sold more than once from different operations.

Type of organization. See Farms by type of organization.

Unpaid workers. Data include agricultural workers not on the payroll who performed activities or work on a farm or ranch.

Utilities. See Total farm production expenses.

Value of commodities. Data show the number of farms and the market value of all commodities

delivered under a production contract.

Value of food sold directly to consumers. Data represent the value of edible products, including value added products, produced and sold for human consumption directly to consumers at farmers markets, on-farm stores or farm stands, roadside stands or stores, u-pick, CSA (Community Supported Agriculture), online marketplaces, etc. In 2012 this item was labeled Value of food sold directly to individuals for human consumption. Data are not directly comparable to 2012. In 2012 Value of food sold directly to individuals for human consumption excluded value added sales.

Value of food sold directly to retail markets, institutions, and food hubs for local or regionally branded products. This item is new for 2017. Data represent the value of products, including value added products, produced and sold for human consumption directly to retail markets, institutions, or food hubs for locally or regionally branded products. Examples include supermarkets, restaurants, caterers, independently owned grocery stores, food cooperatives, K-12 schools, colleges or universities, hospitals, workplace cafeterias, prisons, food banks, etc.

Value of landlord's share of total sales. Data include the value of agricultural sales received by the landlords.

Value of organically produced commodities. See Total organic product sales.

Value of processed or value-added agricultural products sold. This is a new item for 2017. Data represent the value of products that originated from crop or livestock commodities produced on the operation. Through further manufacture or processing, these items are transformed into products worth more than the originally produced commodity.

Value of sales. See Market value of agricultural products sold.

Vegetable transplants. Data are for vegetable transplants grown and sold from the operation for transplanting to fields on another operation.

Vegetables harvested for fresh market. Respondents reported the total vegetable acres harvested, harvested for fresh market, and harvested for processing.

Vegetables harvested for sale. The acres of vegetables harvested is the summation of the acres of individual vegetables harvested. All of the individual vegetable items may not be shown. When more than one vegetable crop was harvested from the same acreage, acres were counted for each crop.

Vegetables, melons, and potatoes. See Commodities raised and delivered under production contracts.

Vegetables, other. See Other vegetables.

Wheat for grain. Data were reported by type of wheat - Durum, winter, and other spring.

Wind turbines. See Renewable energy producing systems.

Woodland pastured. This category includes all woodland used for pasture or grazing during the census year. Woodland or forest land pastured under a per-head grazing permit was not counted as land in farms and, therefore, was not included in woodland pastured.

Woodland, total. This category includes natural or

planted woodlots or timber tracts, cutover and deforested land with young growth which has or will have value for wood products, and woodland pastured. Land covered by sagebrush or mesquite was reported as Permanent pasture and rangeland or Other land. Land planted for Christmas tree production and short rotation woody crops was reported in Cropland harvested, and land in tapped maple trees was reported as Woodland not pastured.

Write-in crops. The respondent was asked to look at a list of crops in each section of the report form and write in the crop name and its code for all commodities produced. For crops that had no individual code listed on the report form, the respondent was to write in the crop name and code of the appropriate “all other” category for that section. Write-in crops coded as “all other” were reviewed and assigned a specific code when possible. Crops not assigned a specific code were left in the appropriate “all other” category.

Years operating any farm. This number is based on the year each producer began operating any farm operation. The published categories have changed since the 2012 census.

Young producers. A young producer is defined as a producer 35 years of age or younger.

UNITED STATES 2017 CENSUS OF AGRICULTURE

Form Number: 17-A100
(12/13/2016)



National Agricultural
Statistics Service

Return your
completed report to:
Census of Agriculture
1201 East 10th Street
Jeffersonville, IN 47132

OFFICE USE ONLY

17-A100

0013		
0011	0012	
0014	0015	0016
0021	0022	0023

Make corrections to name, address, and ZIP code if necessary.

Complete your report by mail or via the internet at www.agcounts.usda.gov.

- **Your report is due by February 5, 2018.**
- To fill out the paper form, use a black or blue ballpoint pen.
- **Duplicate forms?** If you received extra Census report forms for the SAME farming operation, return all report forms in the same envelope with this completed report.

Print the information below for the person completing this form:

Name
1092

Area Code and Phone Number
1093 - -

Date Completed (MM-DD-YYYY)
1094 - -

E-mail
1095

THANK YOU FOR YOUR COOPERATION.
Questions? Call us toll free at 1-888-424-7828.
¿Preguntas? Llámenos libre de cargos al 1-888-424-7828.

The information you provide will be used for statistical purposes only. Your responses will be kept confidential and any person who willfully discloses ANY identifiable information about you or your operation is subject to a jail term, a fine, or both. This survey is conducted in accordance with the Confidential Information Protection provisions of Title V, Subtitle A, Public Law 107-347 and other applicable Federal laws. For more information on how we protect your information please visit: www.nass.usda.gov/confidentiality. Response to this survey is required by law under Title 7 USC 2204(g) Public Law 105-113.

According to the Paperwork Reduction Act of 1995, an agency may not conduct or sponsor, and a person is not required to respond to, a collection of information unless it displays a valid OMB control number. The valid OMB number is 0535-0226. The time required to complete this information collection is estimated to average 50 minutes per response, including the time for reviewing instructions, searching existing data sources, gathering and maintaining the data needed, and completing and reviewing the collection of information.

17100017

SECTION 1 ACREAGE IN 2017

Report land owned, rented, or used by you, your spouse, or by the partnership, corporation, or organization named on the front of this form. Include ALL LAND, REGARDLESS OF LOCATION OR USE - cropland, Conservation Reserve Program (CRP) and Wetlands Reserve Program (WRP) land, pastureland, rangeland, woodland, idle land, farmsteads, etc.

1. Number of acres OWNED..... 0043 Mark "X" if None **BOX A**

2. Total number of acres RENTED or LEASED FROM OTHERS

<p><u>INCLUDE</u></p> <ul style="list-style-type: none"> • land worked by you on shares • land used rent free in exchange for services, payment of taxes, etc. • Federal, State, and railroad land leased on a per acre basis • land rented or leased by you for cash 	<p><u>EXCLUDE</u></p> <ul style="list-style-type: none"> • land used on a fee per-head or animal unit month (AUM) basis..... 0044 <input type="checkbox"/> 	<p>BOX B</p>
---	---	---------------------

3. Number of acres RENTED or LEASED TO OTHERS

<p><u>INCLUDE LAND</u></p> <ul style="list-style-type: none"> • worked on shares by others • subleased • rented or leased to others for cash • used rent free in exchange for services, payment of taxes, etc. 	<p><u>EXCLUDE acres enrolled in:</u></p> <ul style="list-style-type: none"> • Conservation Reserve Program (CRP) • Wetlands Reserve Program (WRP) • Farmable Wetlands Program (FWP) • Conservation Reserve Enhancement Program (CREP) • acres rented or leased to others part of the year..... 0045 <input type="checkbox"/> 	<p>BOX C</p>
--	---	---------------------

a. How many acres rented or leased to others (Box C above) did this operation own?..... 0053 Mark "X" if None **Number of Acres**

4. Enter the figures from the boxes above to determine your total acres operated:

BOX A	+	BOX B	-	BOX C	=	BOX D

0046

5. Does the figure in **Box D** = 0?

Yes - Refer to the instruction sheet to complete this form

No - Continue

6. Did this operation pay on a fee per-head or animal unit month (AUM) basis to use any land?

0040 1 **Yes** - Continue 3 **No** - Go to item 7

Don't Know 0041 **Number of Acres**

a. If yes, how many acres?..... 1160 0041

b. DO NOT include these acres in the boxes above. If you did, **GO BACK** and **EXCLUDE** them from the boxes above and recalculate BOX D.

7. Considering the total acres in Box D above, in what county was the largest value of this operation's agricultural products raised or produced?

0055 Principal County Name	0060 State	0056 Number of Acres

a. If this operation had agricultural activity in any **other** county, enter the county name(s), etc.

3026 Other County Name(s)	3031 State	0057 Number of Acres

17100025

SECTION 2 LAND USE IN 2017

Report how the acres in Box D on the previous page were used.

- For acres used for more than one purpose, report them in the first item that applies.
- Report each acre only once on this page.
- Report acres in CRP, WRP, FWP, and CREP in the most appropriate land use below.

1. Cropland

a. Cropland harvested

INCLUDE

- land from which field crops were harvested or hay was cut
- land used for vegetables
- land used for nursery and greenhouses (rounded to the nearest acre)
- land used for orchards, vineyards, citrus groves, Christmas trees, short rotation woody crops, fruits, nuts, and berries (bearing and nonbearing) 0787

Mark "X" if None

Number of Acres

b. Cropland on which all crops failed or were abandoned – Exclude land in orchards and vineyards 0790

c. Cropland in summer fallow (cultivated cropland on which no crops or hay were harvested during the 2017 growing season). 0791

d. Cropland idle or used for cover crops or soil-improvement but not harvested and not pastured or grazed. 1062

2. Pasture

a. Permanent pasture and rangeland 0796

b. Woodland pastured. 0794

c. Other pasture and grazing land (including rotational pasture) that could have been used for crops without additional improvements. 0788

3. Woodland not pastured

INCLUDE

- woodlots
- timber tracts
- sugarbush 0795

4. All other land

INCLUDE

- farmsteads, home, and buildings
- livestock facilities
- ponds
- roads
- wasteland, etc. 0797

5. **TOTAL ACRES** - Add items 1-4 to determine your total acres operated 0798

BOX E

6. Does **Box E** above = **Box D** on the previous page?

Yes - Continue

No - Go back and correct your figures. These figures should be the same.

The acres in Box E will be referred to as “this operation” for the remainder of this form.

SECTION 3		LAND RENTED OR LEASED FROM OTHERS FOR CASH	
1. In 2017, did this operation rent or lease any cropland or pasture acres from others for cash ? Exclude land rented or leased on a share basis, per-head or AUM basis, free of charge, and rent that includes buildings, such as barns.			
3420	1 <input type="checkbox"/>	Yes - Complete this section	3 <input type="checkbox"/>
			No - Go to SECTION 4
			Mark "X" if None
2.	How many acres of non-irrigated cropland were rented or leased for cash? Include fruit, nut, berry, vineyard, nursery, and hay land	3421	<input type="checkbox"/>
			Number of Acres
3.	How many acres of irrigated cropland were rented or leased for cash? Include fruit, nut, berry, vineyard, nursery, and hay land	3424	<input type="checkbox"/>
4.	How many acres of permanent pasture, grazing, or grassland were rented or leased for cash? Exclude Federal, State, and other types of land rented or leased on an animal unit month (AUM) basis	3427	<input type="checkbox"/>

SECTION 4		LAND USE PRACTICES	
1. During 2017, considering the total acres on this operation, how many acres –			
			Mark "X" if None
a.	Were drained by tile?	3450	<input type="checkbox"/>
b.	Were artificially drained by ditches?	3451	<input type="checkbox"/>
c.	Were under a conservation easement?.	3452	<input type="checkbox"/>
2. During 2017, considering the cropland acres on this operation, [on] how many acres –			
a.	Were no-till practices used?	3455	<input type="checkbox"/>
b.	Were reduced (conservation) tillage, excluding no-till, practices used?	3454	<input type="checkbox"/>
c.	Were intensive (conventional) tillage practices used?	3453	<input type="checkbox"/>
d.	Were planted to a cover crop? (Cover crops are planted primarily for managing soil fertility, soil quality, and controlling weeds, pests, and diseases.) Exclude CRP acres.	3456	<input type="checkbox"/>
3. During 2017, considering the acres irrigated by sprinklers, flooding, ditches or furrows, drip or trickle irrigation, etc. on this operation –			
			Irrigated Acres
a.	How many acres of harvested cropland were irrigated?	0680	<input type="checkbox"/>
b.	How many acres of pastureland, rangeland, abandoned cropland, and other land were irrigated?	0681	<input type="checkbox"/>
4.	How many acres on this operation were irrigated at least once in the past five years (2013-2017)?	5680	<input type="checkbox"/>

17100041




SECTION 5 CROP INSURANCE AND GOVERNMENT PROGRAMS

Mark "X" if None

Number of Acres

- | | | |
|--|--|-----------------------------|
| 1. How many acres in this operation were covered under any crop insurance policy in 2017? 1067 | <input type="checkbox"/> | |
| 2. How many acres in this operation were enrolled in the Conservation Reserve Program (CRP), Wetlands Reserve Program (WRP), Farmable Wetlands Program (FWP), or Conservation Reserve Enhancement Program (CREP) on September 30, 2017? 0683 | <input type="checkbox"/> | |
| | | Dollars |
| a. What was the amount received in 2017 for participation in these programs? . 0685 | <input type="checkbox"/> | \$ <input type="text"/> .00 |
| 3. What was the amount received in 2017 for all other Federal agricultural program payments? Exclude any type of insurance payments received. 1422 | <input type="checkbox"/> | \$ <input type="text"/> .00 |
| 4. What was the amount received in 2017 from state and local government agricultural program payments? 1423 | <input type="checkbox"/> | \$ <input type="text"/> .00 |
| 5. What was the total amount received in 2017 from Commodity Credit Corporation (CCC) loans for all commodities? 1411 | <input type="checkbox"/> | \$ <input type="text"/> .00 |
| 6. What was the total amount spent in 2017 to repay CCC loans?. 1414 | <input type="checkbox"/> | \$ <input type="text"/> .00 |
| 7. Do you know that you have the right to appeal an adverse program decision to USDA's National Appeals Division? 1416 | 1 <input type="checkbox"/> Yes 3 <input type="checkbox"/> No | |

SECTION 6 TYPE OF ORGANIZATION

1. In 2017, was more than 50 percent of this operation owned by an operator's household and/or extended family?
 Mark "yes" if more than 50 percent of the assets of this operation are owned by one of the operators, members of their household, and/or other persons related to them by blood, marriage, or adoption, including relatives not residing in his/her household. Consider only farm and ranch assets owned – not rented or leased – by this operation, and exclude the assets held by non-family landlords and contractors 1672
- 1 Yes 3 No
2. Was this operation organized as a Limited Liability Company (LLC) under State law? . . 1673
- 1 Yes 3 No
3. In 2017, what was this operation's legal status for tax purposes? Mark one answer only:
 1671
- | | |
|---|--|
| 1 <input type="checkbox"/> Family or individual operation – Exclude partnerships and corporations. | |
| 2 <input type="checkbox"/> Partnership operation – Include family partnerships. | |
|  • Is this partnership registered under state law? . . . 1567 | 1 <input type="checkbox"/> Yes 3 <input type="checkbox"/> No |
| 3 <input type="checkbox"/> Incorporated under state law – | |
|  • Is this a family-held corporation? 1681 | 1 <input type="checkbox"/> Yes 3 <input type="checkbox"/> No |
|  • Are there more than 10 stockholders? 1683 | 1 <input type="checkbox"/> Yes 3 <input type="checkbox"/> No |
| 4 <input type="checkbox"/> Other, such as estate or trust, prison farm, grazing association, American Indian Reservation, etc. Specify type. 1685 | <input type="text"/> |

Number

4. In 2017, how many households shared in the net farm income of this operation? 1608

17100058

SECTION 7 PERSONAL CHARACTERISTICS

1. In 2017, how many men and women were involved in decisions for this operation (include family members and hired managers)? Exclude hired workers unless they were a hired manager or family member. 1571

Men	Women
1571	1574

2. Answer the following questions for up to four individuals who were involved in the decisions for this operation as of **December 31, 2017.**

	Person 1	Person 2	Person 3	Person 4
	1836	1852	1872	1873
a. Full name				
b. Is this person completing this form?	1610 1 <input type="checkbox"/> Yes 3 <input type="checkbox"/> No	1611 1 <input type="checkbox"/> Yes 3 <input type="checkbox"/> No	1612 1 <input type="checkbox"/> Yes 3 <input type="checkbox"/> No	1613 1 <input type="checkbox"/> Yes 3 <input type="checkbox"/> No
c. Sex	1926 1 <input type="checkbox"/> Male 2 <input type="checkbox"/> Female	1586 1 <input type="checkbox"/> Male 2 <input type="checkbox"/> Female	1597 1 <input type="checkbox"/> Male 2 <input type="checkbox"/> Female	1614 1 <input type="checkbox"/> Male 2 <input type="checkbox"/> Female
d. What was this person's age on December 31, 2017?	1925 <input type="text"/> age	1585 <input type="text"/> age	1596 <input type="text"/> age	1615 <input type="text"/> age
e. Is this person of Hispanic, Latino, or Spanish origin?	1927 Hispanic, Latino, or Spanish origin 1 <input type="checkbox"/> Yes 3 <input type="checkbox"/> No	1587 Hispanic, Latino, or Spanish origin 1 <input type="checkbox"/> Yes 3 <input type="checkbox"/> No	1598 Hispanic, Latino, or Spanish origin 1 <input type="checkbox"/> Yes 3 <input type="checkbox"/> No	1622 Hispanic, Latino, or Spanish origin 1 <input type="checkbox"/> Yes 3 <input type="checkbox"/> No
f. Race	Mark one or more. 2701 <input type="checkbox"/> White 2702 <input type="checkbox"/> Black or African American 2703 <input type="checkbox"/> American Indian or Alaska Native. Specify tribe ↓ 2733 <input type="text"/> 2705 <input type="checkbox"/> Asian 2704 <input type="checkbox"/> Native Hawaiian or Other Pacific Islander	Mark one or more. 1801 <input type="checkbox"/> White 1802 <input type="checkbox"/> Black or African American 1803 <input type="checkbox"/> American Indian or Alaska Native. Specify tribe ↓ 1833 <input type="text"/> 1805 <input type="checkbox"/> Asian 1804 <input type="checkbox"/> Native Hawaiian or Other Pacific Islander	Mark one or more. 1901 <input type="checkbox"/> White 1902 <input type="checkbox"/> Black or African American 1903 <input type="checkbox"/> American Indian or Alaska Native. Specify tribe ↓ 1933 <input type="text"/> 1905 <input type="checkbox"/> Asian 1904 <input type="checkbox"/> Native Hawaiian or Other Pacific Islander	Mark one or more. 1616 <input type="checkbox"/> White 1617 <input type="checkbox"/> Black or African American 1618 <input type="checkbox"/> American Indian or Alaska Native. Specify tribe ↓ 1619 <input type="text"/> 1620 <input type="checkbox"/> Asian 1621 <input type="checkbox"/> Native Hawaiian or Other Pacific Islander
g. At which occupation did this person spend the majority (50 percent or more) of his/her worktime in 2017?	1928 Mark one. 1 <input type="checkbox"/> Farm or ranch work 2 <input type="checkbox"/> Work other than farming or ranching	1580 Mark one. 1 <input type="checkbox"/> Farm or ranch work 2 <input type="checkbox"/> Work other than farming or ranching	1591 Mark one. 1 <input type="checkbox"/> Farm or ranch work 2 <input type="checkbox"/> Work other than farming or ranching	1623 Mark one. 1 <input type="checkbox"/> Farm or ranch work 2 <input type="checkbox"/> Work other than farming or ranching
h. Is this person retired from farming or ranching?	1924 1 <input type="checkbox"/> Yes 3 <input type="checkbox"/> No	1582 1 <input type="checkbox"/> Yes 3 <input type="checkbox"/> No	1593 1 <input type="checkbox"/> Yes 3 <input type="checkbox"/> No	1624 1 <input type="checkbox"/> Yes 3 <input type="checkbox"/> No
i. How many days did this person work off the farm in 2017? Include days in which the person worked at least four hours per day in an off-farm job. Include work on someone else's farm for pay	1929 Mark one. 1 <input type="checkbox"/> None 2 <input type="checkbox"/> 1 - 49 days 3 <input type="checkbox"/> 50 - 99 days 4 <input type="checkbox"/> 100 - 199 days 5 <input type="checkbox"/> 200 days or more	1831 Mark one. 1 <input type="checkbox"/> None 2 <input type="checkbox"/> 1 - 49 days 3 <input type="checkbox"/> 50 - 99 days 4 <input type="checkbox"/> 100 - 199 days 5 <input type="checkbox"/> 200 days or more	1931 Mark one. 1 <input type="checkbox"/> None 2 <input type="checkbox"/> 1 - 49 days 3 <input type="checkbox"/> 50 - 99 days 4 <input type="checkbox"/> 100 - 199 days 5 <input type="checkbox"/> 200 days or more	1625 Mark one. 1 <input type="checkbox"/> None 2 <input type="checkbox"/> 1 - 49 days 3 <input type="checkbox"/> 50 - 99 days 4 <input type="checkbox"/> 100 - 199 days 5 <input type="checkbox"/> 200 days or more

17100066

SECTION 7 CONTINUED -

	Person 1, continued	Person 2, continued	Person 3, continued	Person 4, continued	
j. Did this person live on this operation at any time in 2017?	1923 1 <input type="checkbox"/> Yes 3 <input type="checkbox"/> No	1581 1 <input type="checkbox"/> Yes 3 <input type="checkbox"/> No	1592 1 <input type="checkbox"/> Yes 3 <input type="checkbox"/> No	1626 1 <input type="checkbox"/> Yes 3 <input type="checkbox"/> No	
k. In what year did this person begin to operate any part of THIS operation?	1930 <input type="text"/>	1584 <input type="text"/>	1595 <input type="text"/>	1627 <input type="text"/>	
l. In what year did this person begin to operate ANY farm operation?	2834 <input type="text"/>	1851 <input type="text"/>	1871 <input type="text"/>	1628 <input type="text"/>	
m. Has this person ever served on active duty in the U.S. Armed Forces, Reserves, or National Guard?	1633 Mark one. 1 <input type="checkbox"/> Never served in the military 2 <input type="checkbox"/> Only on active duty for training in the Reserves or National Guard 3 <input type="checkbox"/> Now on active duty 4 <input type="checkbox"/> On active duty in the past, but not now	1634 Mark one. 1 <input type="checkbox"/> Never served in the military 2 <input type="checkbox"/> Only on active duty for training in the Reserves or National Guard 3 <input type="checkbox"/> Now on active duty 4 <input type="checkbox"/> On active duty in the past, but not now	1635 Mark one. 1 <input type="checkbox"/> Never served in the military 2 <input type="checkbox"/> Only on active duty for training in the Reserves or National Guard 3 <input type="checkbox"/> Now on active duty 4 <input type="checkbox"/> On active duty in the past, but not now	1636 Mark one. 1 <input type="checkbox"/> Never served in the military 2 <input type="checkbox"/> Only on active duty for training in the Reserves or National Guard 3 <input type="checkbox"/> Now on active duty 4 <input type="checkbox"/> On active duty in the past, but not now	
	n. How many people lived in this person's household in 2017?	2577 <input type="text"/> number	1589 <input type="text"/> number	1600 <input type="text"/> number	1637 <input type="text"/> number
	o. Was this person hired and paid a salary or wages to manage this operation?	2576 1 <input type="checkbox"/> Yes 3 <input type="checkbox"/> No	1588 1 <input type="checkbox"/> Yes 3 <input type="checkbox"/> No	1599 1 <input type="checkbox"/> Yes 3 <input type="checkbox"/> No	1641 1 <input type="checkbox"/> Yes 3 <input type="checkbox"/> No

3. Was this person involved in these specific decisions as of **December 31, 2017**? For each person and for each item, **mark all that apply.**

	Person 1	Person 2	Person 3	Person 4
a. Day-to-day decisions	1642 1 <input type="checkbox"/>	1643 1 <input type="checkbox"/>	1644 1 <input type="checkbox"/>	1645 1 <input type="checkbox"/>
b. Land use and/or crop decisions, including planting, crop spraying, or other, e.g., grazing	1650 1 <input type="checkbox"/>	1651 1 <input type="checkbox"/>	1652 1 <input type="checkbox"/>	1653 1 <input type="checkbox"/>
c. Livestock decisions, including purchases, sales, breeding, and pasturing.	1654 1 <input type="checkbox"/>	1655 1 <input type="checkbox"/>	1656 1 <input type="checkbox"/>	1657 1 <input type="checkbox"/>
d. Record keeping and/or financial management.	1776 1 <input type="checkbox"/>	1777 1 <input type="checkbox"/>	1778 1 <input type="checkbox"/>	1779 1 <input type="checkbox"/>
e. Estate planning or succession planning.	1757 1 <input type="checkbox"/>	1758 1 <input type="checkbox"/>	1759 1 <input type="checkbox"/>	1760 1 <input type="checkbox"/>

	Person 1	Person 2	Person 3	Person 4
4. Is this person a Principal Operator or Senior Partner?	1765 1 <input type="checkbox"/> Yes 3 <input type="checkbox"/> No	1766 1 <input type="checkbox"/> Yes 3 <input type="checkbox"/> No	1767 1 <input type="checkbox"/> Yes 3 <input type="checkbox"/> No	1768 1 <input type="checkbox"/> Yes 3 <input type="checkbox"/> No
5. Is this person the spouse of a Principal Operator or Senior Partner?	1769 1 <input type="checkbox"/> Yes 3 <input type="checkbox"/> No	1590 1 <input type="checkbox"/> Yes 3 <input type="checkbox"/> No	1601 1 <input type="checkbox"/> Yes 3 <input type="checkbox"/> No	1773 1 <input type="checkbox"/> Yes 3 <input type="checkbox"/> No

17100074

SECTION 8 HAY AND FORAGE CROPS

1. Were any hay or forage crops cut or harvested from this operation in 2017?

INCLUDE

• your landlord's share and crops grown under contract

EXCLUDE

• crops grown on land rented to others

1152 1 **Yes** - Complete this section 3 **No** - Go to SECTION 9

2. All land from which dry hay, haylage, grass silage, or greenchop was cut or forage was harvested in 2017. Exclude straw, corn silage, and sorghum silage. 1021

Mark "X" if None

Acres Harvested	Acres Irrigated

3. Report gross value of hay and forage sold from this operation in 2017. Include the value of your landlord's share, marketing charges, taxes, hauling, etc. Exclude dollars for items produced under production contracts 1328

Mark "X" if None

Gross Value of Sales (Dollars)
\$.00

For items 4 through 7, when both dry hay and haylage were cut from the same acres, report acres for each type. If two or more cuttings were made from the same acres, report acres for that item only once, but report total quantity harvested from all cuttings.

	Mark "X" if None	Acres Harvested	Acres Irrigated	Total Tons Harvested		OR	Total Number of Bales	Average Weight per Bale	
				Tons, dry	Tons, green			Lbs., dry	Lbs., dry
4. Alfalfa and alfalfa mixtures for dry hay. . . 0103	<input type="checkbox"/>					OR			
5. Haylage or greenchop from alfalfa or alfalfa mixtures 1070	<input type="checkbox"/>					OR			
6. Other dry hay from barley, clover, fescue, lespedeza, oats, rye, timothy, wheat, wild, Bermuda grass, Sudangrass, etc. 4111	<input type="checkbox"/>					OR			
7. All other haylage, grass silage, and greenchop. 1073	<input type="checkbox"/>					OR			

SECTION 9 CULTIVATED CHRISTMAS TREES, SHORT ROTATION WOODY CROPS, AND MAPLE SYRUP

1. Were any Christmas trees or woodland crops grown, harvested, or tapped on this operation in 2017?

INCLUDE

• your landlord's share and crops grown under contract

EXCLUDE

• crops grown on land rented to others

1153 1 **Yes** - Complete this section 3 **No** - Go to SECTION 10

For items 2 through 4, fill in the columns below for this operation in 2017.
 • Include the value of your landlord's share, marketing charges, taxes, hauling, etc.
 • Exclude from sales dollars for items produced under production contracts.

2. Cultivated Christmas trees - cut or to be cut. Exclude wild harvested trees. Report live trees sold in SECTION 11 . . . 1023

Mark "X" if None

Acres in Production	Number of Trees Cut	Acres Irrigated	Gross Value of Sales (Dollars)
			\$.00

3. Short rotation woody crops - trees with growth cycles of 10 years or less. Exclude nursery trees, evergreens for replanting, and timber. Report nursery stock in SECTION 11 1025

Acres in Production	Acres Harvested	Acres Irrigated	Gross Value of Sales (Dollars)
			\$.00

4. Maple syrup. 0800

Number of Taps	Syrup Produced	Gross Value of Sales (Dollars)
	Gallons	\$.00

17100082

SECTION 10 FIELD CROPS

1. Were any field crops, such as corn, soybeans, wheat, etc., harvested from this operation in 2017?

INCLUDE

- your landlord's share and crops grown under contract

EXCLUDE

- crops grown on land rented to others

1011

1 **Yes** - Complete this section

3 **No** - Go to SECTION 11

2. Acres from which field crops were harvested in 2017.

Report multiple cropped acreage only once 1780

Acres Harvested	Acres Irrigated

3. Fill in the columns below for all field crops harvested from this operation in 2017. Enter the crop name and code from the table below.

- Report production in the units specified next to the crop.
- Include the value of your landlord's share, marketing charges, taxes, hauling, etc.
- Exclude from sales dollars for items produced under production contracts.

Enter Field Crop Name	Enter Code	Acres Harvested	Total Production Harvested	Acres Irrigated	Gross Value of Sales (Dollars)
					\$.00
					\$.00
					\$.00
					\$.00
					\$.00
					\$.00
					\$.00
					\$.00

If more space is needed, use a separate sheet of paper.

FIELD CROPS	CODE	FIELD CROPS	CODE	FIELD CROPS	CODE
Alfalfa seed (pounds)	542	Hops (pounds)	623	Sorghum for grain or seed - include milo (bushels)	082
Bahia grass seed (pounds)	551	Indian corn (pounds)	695	Sorghum for silage or greenchop - exclude sorghum-sudan crosses (tons) . .	085
Barley for grain or seed (bushels)	079	Jojoba (pounds)	626	Sorghum for syrup (gallons)	704
Beans, dry edible - exclude chickpeas and limas (hundredweight)	554	Kentucky bluegrass seed (pounds)	629	Soybeans for beans (bushels)	088
Bentgrass seed (pounds)	560	Lentils (hundredweight)	635	Sudangrass seed (pounds)	713
Bermuda grass seed (pounds)	563	Lespedeza seed (pounds)	638	Sugarbeets for seed (pounds)	716
Birdsfoot trefoil seed (pounds)	566	Lima beans, dry (hundredweight)	557	Sugarbeets for sugar (tons)	719
Bromegrass seed (pounds)	569	Mint, peppermint (pounds of oil)	047	Sugarcane for seed (tons)	725
Buckwheat (bushels)	575	Mint, spearmint (pounds of oil)	050	Sugarcane for sugar (tons)	722
Camelina (pounds)	608	Mint, tea leaves (pounds)	767	Sunflower seed, non-oil variety (pounds)	776
Canola, edible (pounds)	614	Miscanthus (tons)	641	Sunflower seed, oil variety (pounds)	773
Chickpeas, all (garbanzos) (hundredweight)	2816	Mustard seed (pounds)	650	Sweet corn for seed (pounds)	740
Clover, crimson clover seed (pounds)	593	Oats for grain or seed (bushels)	076	Switchgrass (tons)	647
Clover, white clover seed (pounds)	761	Orchardgrass seed (pounds)	653	Timothy seed (pounds)	746
Corn for grain or seed (bushels)	067	Peanuts for nuts (pounds)	656	Tobacco (pounds) - Report to the nearest tenth acre	094
Corn for silage or greenchop (tons)	070	Peas, Austrian winter peas (hundredweight)	548	Triticale for grain (bushels)	749
Cotton, Pima (bales) - include cottonseed in value of sales only	644	Peas, dry edible (hundredweight)	659	Vetch seed (pounds)	755
Cotton, Upland (bales) - include cottonseed in value of sales only	581	Peas, dry southern/cowpeas (bushels)	584	Wheat, durum for grain or seed (bushels)	578
Dill for oil (pounds)	596	Popcorn (pounds shelled)	662	Wheat, other spring for grain or seed (bushels)	728
Emmer and spelt (bushels)	599	Potatoes - report in SECTION 12		Wheat, winter for grain or seed (bushels)	572
Fescue seed (pounds)	602	Proso millet for grain or seed (bushels)	665	Wheatgrass seed (pounds)	758
Flaxseed (bushels)	605	Rapeseed (pounds)	668	Wild rice (hundredweight)	764
Guar (pounds)	617	Rice (hundredweight)	677	Other seeds, specify above (pounds)	770
Herbs, dried (pounds)	620	Rye for grain or seed - exclude ryegrass (bushels)	686	Other field crop, specify above (pounds) . .	752
		Ryegrass seed (pounds)	689		
		Safflower (pounds)	692		
		Sesame (pounds)	701		

17100090

SECTION 11 NURSERY, GREENHOUSE, FLORICULTURE, SOD, MUSHROOMS, VEGETABLE SEEDS, AND PROPAGATIVE MATERIALS

1. Were any nursery, floriculture, or greenhouse crops, including ornamental plants, flowers, mushrooms, aquatic plants, sod, food and other crops grown under protection, vegetable seeds, flower seeds, or other propagative materials grown for sale on this operation in 2017? Report food crops temporarily covered for early germination, frost protection, etc. in SECTION 12 or 13.

INCLUDE

- crops produced, including under contract
- food crops grown in greenhouses, caves, and high tunnels where crops were always covered

EXCLUDE

- home garden, personal or home use crops
- finished plants purchased from others and resold

1032 1 **Yes** - Complete this section 3 **No** - Go to SECTION 12

2. Report total area and irrigated area on which nursery, greenhouse, floriculture, sod, mushrooms, and propagative materials were grown under glass or other protection in 2017 0474

Mark "X" if None

Square Feet Under Glass or Other Protection	
Total Area	Irrigated Area

3. Report total acres and irrigated acres on which nursery, greenhouse, floriculture, sod, mushrooms, and propagative materials were grown in the open in 2017. 0476

Acres in the Open			
Total Acres	Tenths	Irrigated Acres	Tenths

4. Fill in the columns below for all nursery, greenhouse, floriculture, sod, mushrooms, vegetable seeds, and propagative materials grown for sale on this operation in 2017. Enter the crop name and code from the table below.
 • Include the value of your landlord's share, marketing charges, taxes, hauling, etc.
 • Exclude from sales dollars for items produced under production contracts.

Enter Nursery, Greenhouse, Floriculture, Sod, Mushroom, Vegetable Seed, or Propagative Material Name	Enter Code	Square Feet Under Glass or Other Protection	Acres in the Open		Gross Value of Sales (Dollars)	
			Acres	Tenths		
					\$.00
					\$.00
					\$.00
					\$.00
					\$.00
					\$.00

If more space is needed, use a separate sheet of paper.

FLORICULTURE AND BEDDING CROPS	CODE	PROPAGATIVE MATERIALS SOLD	CODE
Bedding/Garden plants - annuals, herbaceous perennials, vegetable plants - Include hanging baskets	0479	Bulbs, corms, rhizomes, and tubers, dry.	0482
Cut flowers and cut florist greens	0485	Cuttings, seedlings, liners, plugs	1002
Foliage plants, indoor - Include hanging baskets	0707	Flower seeds	0882
Potted flowering plants	0710	Tobacco plants sold for transplant to farm fields	1004
Other floriculture and bedding, specify above.	1015	Vegetable seeds	0884
		Vegetable transplants to farm fields	1006
NURSERY CROPS	CODE	FOOD CROPS GROWN UNDER GLASS OR OTHER PROTECTION	CODE
Nursery stock – ornamentals, shrubs, shade trees, flowering trees, evergreens, live Christmas trees, fruit and nut trees and plants, vines, palms, ornamental grasses, and bareroot herbaceous perennials	0488	Tomatoes.	1019
Aquatic plants.	0880	Other vegetables and fresh cut herbs.	0503
SOD	CODE	Fruits and berries.	1008
Sod harvested.	0497	MUSHROOM CROPS	CODE
		Mushrooms - Report growing area and sales.	0494
		Mushroom spawn - Report sales only.	2495

17100108

SECTION 12 VEGETABLES, POTATOES, AND MELONS

1. Were any vegetables, potatoes, sweet corn, or melons harvested from this operation in 2017? Report crops grown under glass or other protection in SECTION 11.

INCLUDE

- crops grown under contract

EXCLUDE

- home garden, personal or home use crops

1101

1 **Yes** - Complete this section

3 **No** - Go to SECTION 13

2. Acres from which vegetables, potatoes, and melons were harvested in 2017. Report multiple cropped acreage only once. 0375

Acres Harvested		Acres Irrigated	
Acres	Tenths	Acres	Tenths

3. Report gross value of vegetables, potatoes, and melons sold from this operation in 2017. Include the value of your landlord's share, marketing charges, taxes, hauling, etc. Exclude dollars for items produced under production contracts. 1388

Mark "X" if None

Gross Value of Sales (Dollars)	
\$.00

4. Fill in the columns below for all vegetables, potatoes, and melons harvested from this operation in 2017. Enter the crop name and code from the table below.

- If more than one vegetable crop was harvested from the same acres, report acres for each crop.
- For two or more pickings of the same crop, report the area harvested only once.
- Processing refers to vegetables that have been altered by heat, pressure, or freezing.

Enter Vegetable, Potato, or Melon Name	Enter Code	Total Acres Harvested		Acres Harvested for Fresh Market		Acres Harvested for Processing	
		Acres	Tenths	Acres	Tenths	Acres	Tenths

If more space is needed, use a separate sheet of paper.

CROP NAME	CODE	CROP NAME	CODE	CROP NAME	CODE
Artichokes - exclude Jerusalem	0377	Garlic	0421	Peppers, other than bell - include chile	0445
Asparagus, bearing age	0418	Ginger root	0611	Potatoes	0097
Beans, lima	0429	Ginseng	0446	Pumpkins	0449
Beans, snap (bush and pole)	0381	Herbs, fresh cut	0455	Radishes	0451
Beets	0383	Honeydew melons	0423	Rhubarb	0453
Broccoli	0385	Horseradish	0424	Spinach	0457
Brussels sprouts	0387	Kale	0425	Squash, summer	0468
Cabbage, Chinese (nappa, bok choy, etc.)	0389	Lettuce, head	0428	Squash, winter	0470
Cabbage, head	0391	Lettuce, leaf	0430	Sweet corn	0461
Cabbage, mustard	0393	Lettuce, Romaine	0432	Sweet potatoes	0100
Cantaloupes and muskmelons	0395	Mustard greens	0431	Taro	0743
Carrots	0397	Okra	0437	Tomatoes in the open	0463
Cauliflower	0399	Onions, dry	0433	Turnip greens	0467
Celery	0401	Onions, green	0435	Turnips	0465
Chicory	0403	Parsley	0439	Watercress	0471
Collards	0407	Peas, Chinese (sugar, snow)	0405	Watermelons	0473
Cucumbers and pickles	0411	Peas, green	0441	Other vegetables, specify above	0475
Daikon	0413	Peas, southern (cowpeas) - blackeyed, crowder, etc	0409		
Eggplant	0415	Peppers, bell - exclude pimientos	0443		
Escarole and endive	0417				

17100116

SECTION 13 FRUIT, NUTS, AND BERRIES

1. Were any fruit or nut trees, including grapevines, or berries on this operation in 2017?

INCLUDE

- crops grown under contract

EXCLUDE

- abandoned acres
- home garden, personal or home use crops

1039 1 **Yes** - Complete this section

3 **No** - Go to SECTION 14

2. Acres and irrigated acres in bearing and nonbearing fruit orchards, vineyards, nut trees, and berries in 2017. 0121

FRUIT AND NUTS			
Total Acres		Irrigated Acres	
Acres	Tenths	Acres	Tenths

BERRIES			
Total Acres		Irrigated Acres	
Acres	Tenths	Acres	Tenths

3. Report gross value of fruits, nuts, and berries sold from this operation in 2017. Include the value of your landlord's share, marketing charges, taxes, hauling, etc. Exclude dollars for items produced under production contracts. 1329

Mark "X" if None

FRUIT AND NUTS	
Gross Value of Sales (Dollars)	
\$.00

Mark "X" if None

BERRIES	
Gross Value of Sales (Dollars)	
\$.00

4. Fill in the columns below for all fruit, nut trees, and berries on this operation in 2017. Enter the crop name and code from the table below.
 • Include acres even if not harvested because of low prices, damage from hail, frost, etc.

Enter Fruit, Nut, or Berry Name	Enter Code	Total Acres		Bearing Age Acres		Nonbearing Age Acres	
		Acres	Tenths	Acres	Tenths	Acres	Tenths

If more space is needed, use a separate sheet of paper.

NON-CITRUS FRUIT	CODE	NON-CITRUS FRUIT	CODE	NUTS	CODE
Apples	0123	Plumcots, pluots, other		Hazelnuts (Filberts)	0327
Apricots	0129	plum/apricot hybrids	0264	Macadamia nuts	0333
Avocados	0135	Plums	0243	Pecans, improved	0336
Bananas	0141	Pomegranates	0255	Pecans, native and seedling	0342
Cherimoyas	0293	Prunes	0249	Pistachios	0351
Cherries, sweet	0345	Other non-citrus fruits, specify above	0261	Walnuts, English	0357
Cherries, tart	0587			Other nuts, specify above	0363
Coffee (2016-2017 crop)	0153	CITRUS FRUIT	CODE	BERRIES	CODE
Dates	0159	Grapefruit	0267	Aronia berries	0507
Figs	0165	Kumquats	0273	Blackberries and dewberries - include marionberries	0509
Grapes	0366	Lemons	0279	Blueberries, tame	0512
Guavas	0183	Limes	0285	Blueberries, wild	0515
Kiwifruit	0189	Tangelos	0303	Boysenberries	0518
Mangos	0195	Tangerines (Mandarins)	0309	Cranberries	0521
Nectarines	0201	Temples	0144	Currants (black or red)	0524
Olives	0207	Oranges, Valencia	0150	Elderberries	0508
Papayas	0213	Oranges, other than Valencia - include Navel	0174	Loganberries	0530
Passion fruit	0219	Other citrus fruit, specify above	0315	Raspberries, black	0490
Peaches, clingstone	0222	NUTS	CODE	Raspberries, red	0491
Peaches, freestone	0216	Almonds	0321	Raspberries, other	0506
Pears, Bartlett	0234	Chestnuts	0324	Strawberries	0536
Pears, other than Bartlett	0240			Other berries, specify above	0539
Persimmons	0237				
Pineapples	1297				

17100124

SECTION 14 CATTLE AND CALVES

1. Did you or anyone else have any cattle or calves, including dairy cattle, on this operation in 2017?

INCLUDE

- cattle on this operation
- cattle on public or industrial property under a grazing permit
- cattle on land used rent free by this operation
- cattle grown or fed on this operation for others on a custom or contract basis

EXCLUDE

- cattle grown or fed by someone else on a custom or contract basis

1201 1 **Yes** - Complete this section 3 **No** - Go to SECTION 15

2. Of the total number of cattle and calves on hand December 31, 2017, how many were –

Mark "X" if None	Number on this operation December 31, 2017
a. Beef cows? Include beef heifers that had calved. Exclude heifers that had not calved, steers, calves, and bulls. 0804 <input type="checkbox"/>	
b. Milk cows kept for production of milk? Include dry milk cows and milk heifers that had calved. 0805 <input type="checkbox"/>	
c. Other cattle and calves? Include heifers that had not calved, steers, calves, and bulls 1206 <input type="checkbox"/>	
d. TOTAL cattle and calves on hand December 31, 2017. Add items 2a, 2b, and 2c 0803 <input type="checkbox"/>	

3. Of the cattle and calves sold or moved from this operation during 2017, how many were –

Total number sold or moved in 2017
a. Calves sold or moved from this operation in 2017 weighing less than 500 pounds? 0808 <input type="checkbox"/>
b. Cattle sold or moved from this operation in 2017, including calves weighing 500 pounds or more? 0810 <input type="checkbox"/>

4. Report gross value of sales of cattle and calves in 2017. Include the value of your landlord's share, marketing charges, taxes, hauling, etc. Exclude dollars for items produced under production contracts.

INCLUDE

- beef and dairy cattle for breeding stock, and beef and dairy cull animals
- fed cattle, stockers, and feeders
- veal calves, etc.. 1339

Gross Value of Sales (Dollars)
\$.00
\$.00

5. Sales of milk from cows 1380

6. CATTLE IN FEEDLOTS FOR SLAUGHTER MARKET

INCLUDE

- steers and heifers for slaughter market fed a ration of grain or other concentrates that are expected to produce a carcass that will grade select or better

EXCLUDE

- cows and bulls
- cattle being backgrounded, pastured only, fed for home use, or veal

- a. How many steers and heifers reported in item 2c above were on feed December 31, 2017, and were or will be shipped directly from your feedlot to slaughter market? Exclude cattle being backgrounded. 1207
- b. How many of the steers and heifers sold during 2017 reported in item 3b above were shipped directly from your feedlot to a slaughter market? Exclude any of your cattle custom fed in feedlots operated by others. Exclude cattle sold as feeders. 0812

Number on this operation December 31, 2017
Number sold or moved in 2017

17100132

SECTION 15 HOGS AND PIGS

1. Did you or anyone else have any hogs or pigs on this operation in 2017? If you are a contractor or integrator, report only the hogs on the land you operate.

INCLUDE

• hogs grown for others on a contract basis

EXCLUDE

• hogs grown by someone else on a custom or contract basis

1211 1 **Yes - Complete this section** 3 **No - Go to SECTION 16**

		Mark "X" if None	Number on this operation December 31, 2017
2.	Total number of hogs and pigs on hand December 31, 2017.	0815 <input type="checkbox"/>	
			Total number sold or moved in 2017
3.	Number of hogs and pigs sold or moved from this operation during 2017, including feeder pigs	0820 <input type="checkbox"/>	
			Gross Value of Sales (Dollars)
4.	Report gross value of sales for hogs and pigs sold from this operation in 2017. Include the value of your landlord's share, marketing charges, taxes, hauling, etc. Exclude dollars for items produced under production contracts	1341 <input type="checkbox"/>	\$ <input type="text"/> .00
5. Mark one item which best describes this type of operation:			
1241	<input type="checkbox"/> Farrow to wean	1242	<input type="checkbox"/> Farrow to finish
		1243	<input type="checkbox"/> Finish only
1244	<input type="checkbox"/> Farrow to feeder	1245	<input type="checkbox"/> Nursery
		1246	<input type="checkbox"/> Other, specify → <input type="text"/>
6. Mark one item which best describes this type of producer:			
1214	<input type="checkbox"/> Independent grower	1216	<input type="checkbox"/> Contract grower (contractee)
		1215	<input type="checkbox"/> Contractor or integrator

SECTION 16 HORSES, PONIES, MULES, BURROS, AND DONKEYS

1. Did you or anyone else have any horses, ponies, mules, burros, or donkeys on this operation in 2017?

1247 1 **Yes - Complete this section** 3 **No - Go to SECTION 17**

Report inventory and sales for this operation in 2017

• Include the value of your landlord's share, marketing charges, taxes, hauling, etc.

		Mark "X" if None	Number on this operation December 31, 2017	Total Number Sold in 2017	Gross Value of Sales in 2017 (Dollars)
2.	Horses and ponies OWNED by this operation.	0872 <input type="checkbox"/>			\$ <input type="text"/> .00
3.	Horses and ponies NOT owned by this operation.	0822 <input type="checkbox"/>			\$ <input type="text"/> .00
4.	Mules, burros, and donkeys	0833 <input type="checkbox"/>			\$ <input type="text"/> .00
					Gross Value of Sales in 2017 (Dollars)
5.	Horse breeding or stud fees, semen, and other equine products (Exclude income from boarding, training, or riding facilities which should be reported in SECTION 32, item 7).	1406 <input type="checkbox"/>			\$ <input type="text"/> .00

17100140

SECTION 17 SHEEP AND GOATS

1. Did this operation own or custom feed for others any sheep, lambs, goats, or kids in 2017, regardless of location?

INCLUDE

- sheep and goats on public or industrial property under a grazing permit
- sheep and goats on land used rent free by this operation
- sheep and goats grown or fed on this operation for others on a custom or contract basis

EXCLUDE

- sheep and goats grown or fed by someone else on a custom or contract basis

1102 1 **Yes** - Complete this section 3 **No** - Go to SECTION 18

Report for this operation in 2017.

- Include in the value of sales the value of your landlord's share, marketing charges, taxes, hauling, etc.

		Number owned or custom fed on December 31, 2017	Total number sold or moved in 2017	Gross Value of Sales (Dollars)
2. Sheep and lambs	0824 <input type="checkbox"/>			\$.00
3. Goats and kids				
a. Angora goats and kids	0847 <input type="checkbox"/>			\$.00
b. Milk goats and kids.	0843 <input type="checkbox"/>			\$.00
c. Meat goats and kids, other goats and kids.	0851 <input type="checkbox"/>			\$.00
4. Sheep and goat products				
a. Wool shorn	0828 <input type="checkbox"/>		lbs.	\$.00
b. Mohair clipped	0849 <input type="checkbox"/>		lbs.	\$.00
c. Milk from sheep and goats	1389 <input type="checkbox"/>			\$.00

SECTION 18 AQUACULTURE

1. Did you or anyone else have any aquaculture on this operation in 2017? Include production for others on a contract basis.

1157 1 **Yes** - Complete this section 3 **No** - Go to SECTION 19

2. Fill in the columns below for all aquaculture raised on this operation in 2017. Report aquatic plants in SECTION 11.

- Include the value of your landlord's share, marketing charges, taxes, hauling, etc.
- Include all sizes for each type.
- Include food size, fingerlings, fry, and eggs.
- Exclude wild-caught products.

Enter Aquaculture Type	Enter Code	Total pounds sold or moved in 2017	OR	Total number sold or moved in 2017	Gross Value of Sales (Dollars)
			OR		\$.00
			OR		\$.00
			OR		\$.00
			OR		\$.00

If more space is needed, use a separate sheet of paper.

AQUACULTURE	CODE	AQUACULTURE	CODE	AQUACULTURE	CODE
Catfish	0860	Crustaceans (crawfish for food, shrimp, softshell crabs, etc.)	0902	Sport or game fish	0984
Trout	0863	Mollusks (clams, oysters, etc.)	0978	Other aquaculture products - include algae, alligators, caviar, turtles, etc., specify above	0869
Other food fish - include salmon, specify in table	0896	Ornamental fish	0980		
Baitfish - include crawfish for bait	0900				

17100157

SECTION 19 POULTRY

1. Did you or anyone else have any poultry, such as chickens, turkeys, ducks, emus, ostriches, etc., on this operation in 2017? Include poultry grown for others on a contract basis.

1217 1 **Yes** - Complete this section 3 **No** - Go to SECTION 20

2. VALUE OF SALES - Report gross value of sales for poultry, chicks, eggs, and other poultry products. Include the value of your landlord's share, marketing charges, taxes, hauling, etc. Exclude dollars for items produced under production contracts. 1344

Mark "X" if None

Gross Value of Sales (Dollars)	
\$	_____ .00

3. CHICKENS

- a. Broilers, fryers, and other chickens raised for meat production, including capons and roasters. 0898 Mark "X" if None
- b. Table egg layers – Include those for home use. 1229
- c. Hatching layers for meat-types – Include layers for broilers, roasters, and other meat-types 1231
- d. Hatching layers for table eggs 1233
- e. Pullets for laying flock replacement 1221

Number on this operation December 31, 2017	Total number sold or moved from this operation in 2017

4. TURKEYS

- a. Turkeys raised for meat production – Exclude breeders 1225
- b. Turkey hens and toms kept for breeding. 1227
- c. Turkey brooders, immature birds for further growout on another farm. 1219

5. ALL OTHER POULTRY – Fill in the columns below for all other poultry on this operation in 2017. Enter the poultry type and code from the table below.

Enter Poultry Type	Code	Number on this operation December 31, 2017	Total number sold or moved from this operation in 2017

If more space is needed, use a separate sheet of paper.

OTHER POULTRY	CODE	OTHER POULTRY	CODE	OTHER POULTRY	CODE
Bantams	0934	Guineas	0966	Pigeons or squabs	0908
Chukars	1275	Hungarian partridges.	1277	Quail	0912
Ducks	0904	Ostriches	0878	Rheas	1281
Emus	0845	Peacocks or peahens	1279	Roosters	0968
Geese	0906	Pheasants	0910	Other poultry, specify above	0865

6. POULTRY HATCHED

a. All poultry hatched in this operation's hatcheries in 2017. Include chicks, poults, ducklings, etc. Include poultry custom hatched for others 0916

Mark "X" if None

Number hatched on this operation in 2017

b. What type(s) of poultry was hatched in this operation's hatcheries in 2017? Mark all that apply:

1291 Egg-type chickens 1292 Broiler-type chickens 1293 Turkeys 1294 All other poultry

17100165

SECTION 20 COLONIES OF HONEY BEES

1. Did this operation own honey bees in 2017, regardless of location?
 1104 1 **Yes** - Complete this section 3 **No** - Go to SECTION 21

2. Colonies of honey bees owned.....0839	Number of colonies owned on December 31, 2017	Largest number of colonies owned for all purposes in 2017	Largest number of honey producing colonies owned in 2017	Honey collected in 2017, regardless of location (Pounds)	Gross Value of Sales of Honey (Dollars)
					\$.00

SECTION 21 OTHER LIVESTOCK AND LIVESTOCK PRODUCTS

1. Did you or anyone else have other livestock or livestock products on this operation in 2017?
 1239 1 **Yes** - Complete this section 3 **No** - Go to SECTION 22

2. Fill in the columns below for all other livestock on this operation in 2017. Enter the livestock type and code from the table below.

- Include the value of your landlord's share, marketing charges, taxes, hauling, etc.
- Exclude from sales dollars for items produced under production contracts.

Enter Livestock Type	Enter Code	Number on this operation December 31, 2017	Total number sold in 2017	Gross Value of Sales (Dollars)
				\$.00
				\$.00
				\$.00
				\$.00

If more space is needed, use a separate sheet of paper.

OTHER LIVESTOCK	CODE	OTHER LIVESTOCK	CODE	OTHER LIVESTOCK	CODE
Alpacas	0876	Deer in captivity	0888	Mink, live (exclude pelts)	1106
Package bees	4790	Elk in captivity	0890	Rabbits, live (exclude pelts)	1108
Bees, other than honey or package bees	4840	Laboratory animals	4892	Worms	4895
Bison	0886	Llamas	0874	Other livestock, specify above	4898

3. Fill in the columns below for other livestock products produced on this operation in 2017. Enter the livestock product type and code from the table below.

- Include the value of your landlord's share, marketing charges, taxes, hauling, etc.
- Exclude from sales dollars for items produced under production contracts.

Enter Livestock Product Type	Enter Code	Quantity Produced in 2017	Unit	Gross Value of Sales (Dollars)
				\$.00
				\$.00
				\$.00
				\$.00

If more space is needed, use a separate sheet of paper.

OTHER LIVESTOCK PRODUCTS	CODE	OTHER LIVESTOCK PRODUCTS	CODE
Beeswax	4961	Horns	4949
Breeding fees	4940	Manure sold	4952
Embryos	4943	Semen	4955
Fur or pelts	4946	Other animal products not listed, specify above	4958

17100173

SECTION 22 PRODUCTION CONTRACTS AND CUSTOM FEEDING

1. During 2017, were you a production contract grower for a processor or contractor for whom you grew a crop, raised livestock or poultry, or custom fed any livestock that **you did not own**? A production contract is an agreement setting terms, conditions, and fees to be paid by the contractor to this operation for the production of crops, livestock, or poultry. Exclude commodities grown or raised for marketing contracts.

1301 **Yes** - Complete this section 3 **No** - Go to SECTION 23

2. Report number of head, bushels, etc. that were grown or raised under production contracts and moved from this operation in 2017.

		Mark "X" if None	Total quantity moved from this operation in 2017	Unit		Total dollar amount received in 2017 for delivering commodities under production contracts (Dollars)
a.	Broilers and other meat-type chickens.	1304 <input type="checkbox"/>		birds	3304	\$.00
b.	Chicken eggs	1305 <input type="checkbox"/>		dozen	3305	\$.00
c.	Layers	1302 <input type="checkbox"/>		birds	3302	\$.00
d.	Pullets for laying flock replacement.	1306 <input type="checkbox"/>		birds	3306	\$.00
e.	Turkeys	1307 <input type="checkbox"/>		birds	3307	\$.00
f.	Custom fed cattle shipped directly for slaughter – Exclude cattle custom fed for you by others.	1308 <input type="checkbox"/>		head	3308	\$.00
g.	Replacement dairy heifers.	1303 <input type="checkbox"/>		head	3303	\$.00
h.	Hogs and pigs.	1309 <input type="checkbox"/>		head	3309	\$.00
i.	Other cattle, sheep, livestock, or poultry – specify type ↴					
1140	<input type="text"/>	1310 <input type="checkbox"/>			3310	\$.00
j.	Grains and oilseeds – specify type ↴					
1141	<input type="text"/>	1311 <input type="checkbox"/>		bushels	3311	\$.00
k.	Vegetables, melons, and potatoes – specify type ↴					
1142	<input type="text"/>	1312 <input type="checkbox"/>			3312	\$.00
l.	Other crops – specify type ↴					
1143	<input type="text"/>	1313 <input type="checkbox"/>			3313	\$.00

3. Mark all inputs that were partially or completely paid or provided by contractor(s) –

- | | | |
|--|---|---|
| 1317 <input type="checkbox"/> Feed | 1325 <input type="checkbox"/> Seed | 1320 <input type="checkbox"/> Supplies |
| 1316 <input type="checkbox"/> Feeder livestock and poultry | 1318 <input type="checkbox"/> Fertilizer and lime | 1322 <input type="checkbox"/> Utilities |
| 1324 <input type="checkbox"/> Breeding livestock | 1319 <input type="checkbox"/> Chemicals | 1326 <input type="checkbox"/> Other, specify → <input type="text"/> |
| 1323 <input type="checkbox"/> Veterinary services | 1321 <input type="checkbox"/> Fuels | 1315 <input type="checkbox"/> None |

4. Enter the name of the contractor that provided inputs and owned the commodity ↴

1327

17100181

SECTION 23 ORGANIC AGRICULTURE

1. During 2017, did this operation produce organic products according to USDA's National Organic Program (NOP) standards or have acres transitioning into USDA NOP production? Exclude processing and handling.

3501 1 **Yes** - Complete this section 3 **No** - Go to SECTION 24

2. Report type of production. Mark all that apply.

3502 USDA NOP certified organic production 1252

Specify Certifying Agency

3503 USDA NOP organic production exempt from certification (exempt is production normally less than \$5,000 in sales).

3504 Acres transitioning into USDA NOP organic production.

3506 Production according to USDA NOP standards but NOT certified or exempt.

3. What was the value of USDA NOP certified or exempt organically produced commodities sold from this operation in 2017? 3505

Mark "X" if None

Gross Value of Sales (Dollars)
\$ <input style="width: 100%; height: 20px;" type="text"/> .00

SECTION 24 PRACTICES

1. At any time during 2017, did this operation –

- a. Receive irrigation water supplied by a U.S. Bureau of Reclamation project or facility? Include reclamation water delivered by a local district. 1722 1 Yes 3 No
- b. Practice rotational or management-intensive grazing? 1725 1 Yes 3 No
- c. Practice alley cropping, silvopasture, or forest farming, or have riparian forest buffers or windbreaks? 1731 1 Yes 3 No
- d. Harvest any biomass (crop residue, grasses, woody biomass, etc.) for use in the production of renewable energy? Exclude grains, oilseeds, and firewood. 1750 1 Yes 3 No
- e. Have an on-farm packing facility for distributing vegetables, potatoes, fruit, nuts, berries, or other crops? 1752 1 Yes 3 No
- f. Raise or sell veal calves? 1728 1 Yes 3 No
- g. Have a barn that was built prior to 1960? 1730 1 Yes 3 No

2. During 2017, did this operation produce and sell any processed or value-added products from its own agricultural production?

- | | |
|---|---|
| <p><u>INCLUDE</u></p> <ul style="list-style-type: none"> • jam, wine, cheese, meat, floral arrangements, cider, etc. | <p><u>EXCLUDE</u></p> <ul style="list-style-type: none"> • products purchased and resold • live animals |
|---|---|

1726 1 **Yes** - Continue 3 **No** - Go to item 3

a. How much was received in 2017 for the sales of the processed or value-added product(s)? 2727

Gross Value of Sales (Dollars)
\$ <input style="width: 100%; height: 20px;" type="text"/> .00

2726

b. Please specify the processed or value added product(s)

3. At any time during 2017, did this operation have internet access, either on the operation or at an operator's residence?

1260 1 **Yes** – Report the type of service that was used to access the internet. Mark all that apply:

- | | | | |
|---------------------------------------|---|---|--|
| 1261 <input type="checkbox"/> Dial-up | 1263 <input type="checkbox"/> Cable modem | 1265 <input type="checkbox"/> Mobile internet service for a cell phone or other device (tablet, iPad, etc.) | 1775 <input type="checkbox"/> Don't know |
| 1262 <input type="checkbox"/> DSL | 1264 <input type="checkbox"/> Fiber-optic | 1266 <input type="checkbox"/> Satellite | 1268 <input type="checkbox"/> Other, specify below ↴ |

3 **No** – Go to SECTION 25

1269

SECTION 25 FOOD MARKETING PRACTICES

1. During 2017, did this operation produce and sell any crops, livestock, poultry, or agricultural products that were food for humans to eat or drink?

INCLUDE

- edible agricultural products for human consumption

EXCLUDE

- non-edible products such as hay, cut flowers, Christmas trees, nursery products, etc.
- commodities produced under production contracts
- products purchased and resold

2750 1 **Yes** - Complete this section 3 **No** - Go to SECTION 26

2. How much was received in 2017 for the food produced and sold directly to:

a. **Consumers:** Farmers markets, on-farm stores or farm stands, roadside stands or stores, u-pick, CSA (Community Supported Agriculture), online marketplaces, etc.? 4160

Mark "X" if None

Gross Value of Sales (Dollars)	
\$.00

(i) Specify the food(s) that was produced and sold directly to consumers in 2017.

4161

b. **Retail Markets, Institutions, or Food Hubs for Local or Regionally Branded Products:** Supermarkets, supercenters, restaurants, caterers, independently owned grocery stores, food cooperatives, K-12 schools, colleges or universities, hospitals, workplace cafeterias, prisons, foodbanks, etc.? 2752

Gross Value of Sales (Dollars)	
\$.00

(i) Specify the food(s) that was produced and sold directly to retail markets, institutions, or food hubs in 2017.

2751

SECTION 26 FERTILIZERS, CHEMICALS, AND SOIL CONDITIONERS APPLIED

1. Were any fertilizers, manure, herbicides, insecticides, fungicides, nematicides, other pesticides, growth regulators, or other chemicals used on this operation during 2017?

INCLUDE

- rock phosphate, lime, and gypsum as fertilizer

EXCLUDE

- pretreated seeds

1568 1 **Yes** - Complete this section 3 **No** - Go to SECTION 27

2. Acres to which commercial fertilizer and soil conditioners were applied –

Mark "X" if None

a. Cropland in 2017 – Exclude cropland used only for pasture. 0932

b. Pastureland and rangeland acres in 2017 – Include cropland used only for pasture or grazing 0933

Number of Acres	

3. Acres of cropland and pastureland on which animal manure was applied . . . 1569

4. Acres of cropland and/or pastureland treated with organic fertilizer according to USDA's National Organic Program (NOP) standards. 1570

5. Acres on which chemicals were applied to control the items listed below. The same acres can be reported in more than one item below. However, report acres only once for each item, regardless of the number of applications.

a. Insects. 0936

b. Weeds, grass, or brush - Include both pre-emergence and post emergence 0939

c. Nematodes. 0937

d. Diseases in crops and orchards such as blight, smut, rust, etc. 0938

Number of Acres	

6. Acres of crops treated to control growth, thin fruit, ripen, or defoliate. 0940

17100207

SECTION 27 RENEWABLE ENERGY

1. During 2017, what types of renewable energy producing systems were on this operation, regardless of ownership? Mark all that apply.

- 3603 Solar panels 3614 Geothermal/Geoexchange system 3610 Ethanol production system
- 3604 Wind turbines 3615 Small hydro system 3606 Other, specify →
- 3605 Methane digesters 3609 Biodiesel production system 3619 None

2. On the land owned by this operation, were any wind rights leased to others? 3607 1 Yes 3 No

SECTION 28 MACHINERY AND EQUIPMENT

1. For the items listed below, report the number on this operation on **December 31, 2017**. Include machinery, equipment, and implements used for the farm or ranch business in 2016 or 2017 and usually kept on the operation.

	Mark "X" if None	Number on this operation December 31, 2017	Mark "X" if None	Of these, the number manufactured in the last 5 years (2013-2017)
a. Trucks, including pickups 0944	<input type="checkbox"/>	<input type="text"/>	<input type="checkbox"/>	<input type="text"/>
b. Tractors less than 40 horsepower (PTO) – Exclude garden tractors 0946	<input type="checkbox"/>	<input type="text"/>	<input type="checkbox"/>	<input type="text"/>
c. Tractors 40 - 99 horsepower (PTO) 0948	<input type="checkbox"/>	<input type="text"/>	<input type="checkbox"/>	<input type="text"/>
d. Tractors 100 horsepower (PTO) or more 0962	<input type="checkbox"/>	<input type="text"/>	<input type="checkbox"/>	<input type="text"/>
e. Grain and bean combines, self-propelled 0950	<input type="checkbox"/>	<input type="text"/>	<input type="checkbox"/>	<input type="text"/>
f. Cotton pickers and strippers, self-propelled 0956	<input type="checkbox"/>	<input type="text"/>	<input type="checkbox"/>	<input type="text"/>
g. Forage harvesters, self-propelled 0953	<input type="checkbox"/>	<input type="text"/>	<input type="checkbox"/>	<input type="text"/>
h. Hay balers 0960	<input type="checkbox"/>	<input type="text"/>	<input type="checkbox"/>	<input type="text"/>

SECTION 29 FARM LABOR

1. What was the number of HIRED farm or ranch workers, including paid family members and office workers, who –

- a. Worked less than 150 days on this operation in 2017? Exclude contract labor 0941
- b. Worked 150 days or more on this operation in 2017? Exclude contract labor 0942

2. What was the number of UNPAID farm or ranch workers, including family members and office workers, who worked on this farm or ranch? 3401

3. What was the number of foreign and domestic MIGRANT workers on this operation in 2017? A migrant worker is a farm worker whose employment required travel that prevented the migrant worker from returning to his/her permanent place of residence the same day. Include hired and contract workers 3402

Mark "X" if None	Number of Workers
<input type="checkbox"/>	<input type="text"/>
<input type="checkbox"/>	<input type="text"/>
<input type="checkbox"/>	<input type="text"/>
<input type="checkbox"/>	<input type="text"/>

SECTION 30 PRODUCTION EXPENSES

Report total production expenses paid by this operation in 2017.

INCLUDE

- expenses paid by you and your landlords
- expenses connected with performing customwork for others

EXCLUDE

- expenses not related to the farm business
- any expenses paid by the contractor

EXPENSES PAID BY THIS OPERATION AND ITS LANDLORD(S)

		Mark "X" if None	Dollars
1.	Fertilizer, lime, and soil conditioners purchased. Include rock phosphate, gypsum, manure purchased, potting soil, growing media, and other organic materials. Include the cost of any custom application	1501 <input type="checkbox"/>	\$.00
2.	Chemicals purchased such as insecticides, herbicides, fungicides, other pesticides, etc. Include the cost of custom application	1502 <input type="checkbox"/>	\$.00
3.	Seeds, plants, vines, trees, etc. purchased. Include technology or other fees, seed treatments, and seed cleaning cost. Exclude items purchased for resale without additional growth	1503 <input type="checkbox"/>	\$.00
a. Of the total in item 3, how much was for cover crop seed?		2753 <input type="checkbox"/>	\$.00
4.	Breeding livestock purchased or leased, regardless of age. Include dairy cattle	1504 <input type="checkbox"/>	\$.00
5.	All other livestock and poultry purchased or leased. Include stocker and feeder cattle, calves, sheep, lambs, feeder pigs, chicks, pullets, poults, horses, fish, goats, bee colonies, etc. Include livestock leasing expense	1505 <input type="checkbox"/>	\$.00
6.	Feed purchased for livestock and poultry. Include grain, hay, silage, mixed feeds, concentrates, supplements, premixes, etc.	1506 <input type="checkbox"/>	\$.00
7.	Gasoline, fuels, and oils purchased for the farm business. Include diesel, natural gas, LP gas, motor oil, grease, etc.	1507 <input type="checkbox"/>	\$.00
8.	Utilities purchased for the farm business. Include electricity, farm share of telephone, water purchased, etc.	1508 <input type="checkbox"/>	\$.00
9.	Repairs, supplies, and maintenance cost for the farm business.	1509 <input type="checkbox"/>	\$.00
10.	Labor –		
a. Hired farm and ranch labor. Include employer's cost for social security, worker's compensation, health and life insurance premiums, pension plans, etc.		1510 <input type="checkbox"/>	\$.00
b. Contract labor. Include expenses for labor, such as harvesting of fruit, vegetables, berries, etc. performed on a contract basis by a contractor, crew leader, etc.		1511 <input type="checkbox"/>	\$.00
11.	Customwork and custom hauling, such as custom planting, harvesting, etc. and custom hauling of grain, livestock, milk, manure, etc.	1512 <input type="checkbox"/>	\$.00
12.	Rent –		
a. Cash rent paid in 2017 for land and buildings. Include grazing fees		1513 <input type="checkbox"/>	\$.00
b. Rent and lease expenses for machinery, equipment, and farm share of vehicles. Exclude custom hire		1514 <input type="checkbox"/>	\$.00
13.	Interest paid on debts –		
a. Secured by real estate.		1515 <input type="checkbox"/>	\$.00
b. Not secured by real estate.		1516 <input type="checkbox"/>	\$.00
14.	Property taxes paid in 2017. Include farm real estate, machinery, livestock, etc. for the farm business. Exclude taxes paid by this operation's landlords.	1517 <input type="checkbox"/>	\$.00
15.	Medical supplies, veterinary, and custom services for livestock. Include artificial insemination (AI), branding, breeding fees, caponizing, castrating, custom feed processing, hormone injections, performance testing, pregnancy testing, seining, sheep shearing, etc. Exclude manure disposal	1935 <input type="checkbox"/>	\$.00
16.	Other production expenses. Include storage and warehousing, marketing expenses, insurance, etc. Exclude health insurance premiums and payroll taxes	1518 <input type="checkbox"/>	\$.00
17.	Total production expenses (add items 1-16)	1936 <input type="checkbox"/>	\$.00

17100223

SECTION 30 CONTINUED –

	Mark "X" if None	Dollars
18. How much did your landlord(s) pay for the production expenses for this operation in 2017? 1519	<input type="checkbox"/>	\$.00
19. What was the value of your landlord's share of the total sales produced by this operation? Exclude cash rent 1349	<input type="checkbox"/>	\$.00
20. What was the total depreciation expense claimed by this operation in 2017 for all capital assets? Estimate 2017 from 2016 if necessary. 1520	<input type="checkbox"/>	\$.00

SECTION 31 MARKET VALUE OF LAND, BUILDINGS, MACHINERY, AND EQUIPMENT

	Mark "X" if None	Estimated Market Value (Dollars)
1. Report your estimate of the current market value of land and buildings reported in SECTION 1.		
a. All land and buildings owned 0996	<input type="checkbox"/>	\$.00
b. All land and buildings rented or leased from others. 0997	<input type="checkbox"/>	\$.00
c. All land and buildings rented or leased to others. 0998	<input type="checkbox"/>	\$.00
2. What is your estimate of the current value of all machinery, equipment, and implements used for farm-related activities on this operation, regardless of ownership, on December 31, 2017 ? 0943	<input type="checkbox"/>	\$.00

INCLUDE - the following if kept on this operation and used for this farm or ranch business in 2017.

- cars • trucks • tractors • tools • dairy equipment
- combines • plows • disks • harrows • irrigation equipment
- pumps • motors • tanks • feeders • grinding and mixing equipment, etc.
- dryers • computers

SECTION 32 INCOME FROM FARM-RELATED SOURCES

Report the gross dollar amount received before taxes and expenses in 2017 for –

	Mark "X" if None	Gross Dollars
1. Customwork and other agricultural services provided for farmers and others, such as plowing, planting, spraying, harvesting, preparation of products for market, etc. Exclude if customwork was an entirely separate business from your agricultural operation 0992	<input type="checkbox"/>	\$.00
2. Payments received from cash rent or share payments from renting out farmland or payments from lease of allotments. Include payments for livestock pastured on a per-head basis, per-month basis, AUM basis, etc. 0993	<input type="checkbox"/>	\$.00
3. Sales of forest products. Include timber, firewood, etc. Exclude sales of Christmas trees, short rotation woody crops, and maple products 0994	<input type="checkbox"/>	\$.00
4. Agri-tourism and recreational services, such as farm tours, hay rides, hunting, fishing, etc. 1401	<input type="checkbox"/>	\$.00
5. Patronage dividends and refunds from cooperatives 1402	<input type="checkbox"/>	\$.00
6. Crop and livestock insurance payments received. Exclude payments received from casualty insurance, vehicle liability, blanket policies, and operator dwelling insurance 1404	<input type="checkbox"/>	\$.00
7. Other income which is closely related to the agricultural operation. Include renting and leasing farm machinery and trucks, renting and leasing of livestock, bee colony rental, animal boarding, state fuel tax refunds, farm-generated energy, etc. Specify ↴		
1433 <input style="width: 400px; height: 20px;" type="text"/> 1403	<input type="checkbox"/>	\$.00

17100231

SECTION 33 AGRICULTURAL ACTIVITY WITHIN THE BORDERS OF AMERICAN INDIAN RESERVATIONS, PUEBLOS, AND SERVICE AREAS

1. Did this operation use any land for livestock or cropland within the borders of an American Indian Reservation, Pueblo, or Service Area at any time during 2017? Include owned, deeded, tribal, or allotted land.

1050 1 **Yes** - Complete this section 3 **No** - Go to SECTION 34

2. Enter the name and state of the American Indian Reservation, Pueblo, or Service Area where the agricultural activity occurred.

	Reservation, Pueblo, or Service Area Name		State
1051	<input style="width: 95%;" type="text"/>	1052	<input style="width: 95%;" type="text"/>

3. How many total acres did this operation use for livestock or cropland within this Reservation, Pueblo, or Service Area in 2017? Exclude land used on a per-head or animal unit month (AUM) basis. 1053

Number of Acres
<input style="width: 95%;" type="text"/>
<input style="width: 95%;" type="text"/>

a. How many of these acres were harvested cropland? 1054

4. In 2017, did this operation have any livestock within the borders of an American Indian Reservation, Pueblo, or Service Area? Include livestock on land used on a per-head or animal unit month (AUM) basis.

1056 1 **Yes** - Continue 3 **No** - Go to SECTION 34

a. On **December 31, 2017**, what percent of this operation's livestock was on this Reservation, Pueblo, or Service Area?

1057 1 None 3 26 - 50 percent 5 76 - 99 percent
 2 1 - 25 percent 4 51 - 75 percent 6 100 percent (all livestock)

SECTION 34 CONCLUSION

1. Is it possible that the agricultural activity information reported for this operation could also be reported by another operation?

1080 1 **Yes** - Provide the other name and address below 3 **No** - Go to item 2

	Possible Duplicate Name		Address
1081	<input style="width: 95%;" type="text"/>	1082	<input style="width: 95%;" type="text"/>
	City		State Zip
1083	<input style="width: 95%;" type="text"/>	1084	<input style="width: 15%;" type="text"/>
		1085	<input style="width: 15%;" type="text"/>

2. Do you (the individual named on the label) make any day-to-day decisions for **another** farm or ranch? It is important that the Census of Agriculture accurately accounts for all of your farm or ranch operations.

1086 1 **Yes** - Enter the information of the additional farm or ranch below 3 **No** - Go to item 3

Additional Farm or Ranch	Area Code and Phone Number
1088 <input style="width: 95%;" type="text"/>	1089 <input style="width: 15%;" type="text"/> - <input style="width: 15%;" type="text"/> - <input style="width: 15%;" type="text"/>

a. Did you receive a 2017 Census of Agriculture report form for this additional farm or ranch?

1087 1 **Yes** 3 **No**

b. Did you include all data from this additional farm or ranch on THIS REPORT? Do not make changes to the data in this report, regardless of your answer.

1091 1 **Yes** 3 **No**

3. Return your form in the envelope provided. **Thank you** for your participation.

17100249

INSTRUCTION SHEET UNITED STATES 2017 CENSUS OF AGRICULTURE Your report is due February 5, 2018

Who Should Report?

A reply is required from EVERYONE who receives a report form, including persons who operated a farm, ranch, or other agricultural operation in 2017, anyone who has any agricultural activity, as well as those who were not involved in agriculture. More census information is on the Internet at www.agcensus.usda.gov

If you do not return your report form, you will continue to receive contacts from us.

If you were a landlord only and rented out all of your land, complete the front page, Section 1, and Section 34 on the back page of the enclosed report form and return it in the preaddressed envelope. If you were a landlord but still operated other land yourself, you should complete the entire report form for that land which you operated.

If you had no land, no livestock, and no agricultural operations, return the report form with a note indicating your status on the front of the form below the address label.

Partial Year Operations - If you stopped farming, ranching, or producing agricultural products during 2017, complete the report form for the portion of the year that you did farm. Write "Stopped farming during 2017" and the date you stopped below the address area. Mail the completed report form in the return envelope. If the person whose name is on the label was deceased during 2017, complete the form for the portion of the year that they farmed, and write a note.

Involved In More Than One Operation - If you made decisions for more than one operation, you may have received a report form for each operation. Provide information for each operation on a separate form. To obtain additional report forms, or if you have questions, please call the toll-free help line at 1-888-424-7828.

Partnership Operation - Complete only ONE form for the entire partnership's agricultural operation and include the entire operation on that one form. If you made day-to-day decisions for another operation, complete a report form for each separate operation. We have listed all known partners below the address area to assist in defining the operation. Make any necessary corrections to these names.

If you owned farm or ranch land in 2017 that was idle and NOT rented out, you should complete and return the report form. If all the cropland was enrolled in conservation programs like CRP, complete the form and include these acres.

Specialty Commodities - Horses, bees, elk, emus, fish, nursery, etc., are an important part of the agriculture industry. Report for all commodities, regardless of the amount of production or sales you had in 2017.

Land in Federal conservation programs in 2017 - If you had land in the Conservation Reserve Program (CRP), Wetlands Reserve Program (WRP), Farmable Wetlands Program (FWP), or Conservation Reserve Enhancement Program (CREP) and you made the decisions on the acres, include the conservation land on the report form in Sections 1, 2, and 5.

Received More Than One Report Form For the Same Operation - If you received more than one report form for the same operation, complete only ONE form per operation. Write "Duplicate" below the address area of each extra form. Return all forms in the same return envelope with your completed form so that we can correct our records.

Entering Your Responses Use BLUE or BLACK INK only. Enter your replies in the unit requested, i.e., dollars, bushels, tons, etc. When reporting dollars, report in whole dollars only. Convert fractions to decimals. Please print clearly and keep numbers and letters within the white boxes. Mark all applicable Yes/No and None boxes with an "X".

SECTION 1 - ACREAGE IN 2017

Your answers in this section will determine the land (Acres in "THIS OPERATION") referred to throughout the report form. Include all land owned, rented, or used by you, your spouse, or by the partnership, corporation, or organization named on the front of the form, regardless of location or use during 2017, even if only for part of the year. Include cropland, non-tillable land, land in government programs such as Conservation Reserve Program (CRP), Wetlands Reserve Program (WRP), etc., pastureland and rangeland, woodland and idle land, farmsteads, buildings, and structures. Include only actively managed tidelands. Exclude residential or commercial land. Report land in whole acres.

Item 1 (Box A) - Report all land owned in 2017 whether held under deed, purchase contract or mortgage, homestead law, or as heir/heirress or trustee of an undivided estate. Include all land owned by you and/or your spouse, or by the partnership, corporation, or organization named on the front of the report form.

Item 2 (Box B) - Report all land rented or leased from others by you or your operation. Include water area leased for aquaculture production. Exclude land used under Government grazing permits or on a fee per-head or animal unit (AUM) basis. Bureau of Land Management (BLM) Section 15 land leased by your operation with a specified acreage tract should be included here even though your fees to BLM are paid on an AUM basis.

Item 3 (Box C) - Include all land rented out to others for any purpose if it was part of the acreage reported in Items 1 and 2. Your tenant(s) will receive a form to report production for the land they rent. Do not report land placed in conservation programs as acres rented to others.

Item 3a - Report all land owned by the operation and rented or leased to others.

Item 4 (Box D) - This is all land you operated at any time in 2017. Land use in Section 2 should be reported for these acres.

Item 5 Total acres equals zero (0) - After completing Section 1, if the acres in Item 4, BOX D equal zero and you did not raise or own any livestock, aquaculture, or poultry in 2017, write a description of land use in the space by question 5. Complete Section 34 and mail the report form in the return envelope.

SECTION 2 - LAND USE IN 2017

The total acres from Items 1 - 4 entered in BOX E should equal the total acres in Section 1, Item 4, BOX D. These acres represent "this operation" for this census report. **If these two numbers are not the same, please GO BACK and CORRECT your figures.** Do not report any crops grown on land rented or leased to others or worked by others on shares during 2017.

Land used for more than one purpose - Do not report the same acreage in more than one of the listed categories. If part or all of your land was used for more than one listed purpose in 2017, report that land only in the first purpose listed. For example, if you planted and harvested a grain crop and grazed the crop residue in the fall, report the land in Item 1a, cropland harvested. Do not report those acres again in Item 2c pasture or grazing land.

CRP/WRP and other conservation programs - Report these acres in the Items in this section that best describe them. For example, CRP land may be reported in cropland harvested, cropland idle, or woodland not pastured depending on its use.

Item 1a - Land maintained for orchards or vineyards is included even if the crop failed or the trees or vines are not of bearing age. Abandoned acres of orchards or vineyards should be reported in Item 1d. Harvested cropland includes acres of trees for fruit, nuts, and berries along with acres of grape vines, Christmas trees, and short rotation woody crops in production. Do not include the area harvested for timber or firewood. If more than one crop was harvested from the same land in 2017, report that land as cropland harvested only once.

Item 1b - Include land you intended to harvest but had to abandon or had the crop fail.

Item 1c - Include cropland left unseeded for the 2017 harvest and tilled summer fallowed, or treated with herbicides to control weeds and conserve moisture. Include cropland summer fallowed in 2017 even though it may have been planted to wheat, etc., for the 2018 harvest.

Item 4 - Include tidelines actively managed for aquaculture production, whether owned or rented from others. Include other water area leased for the production of aquaculture.

SECTION 3 - LAND RENTED OR LEASED FROM OTHERS FOR CASH

Report for cropland and pastureland leased on a per acre basis for cash only. Exclude flex and share rent arrangements. Also, exclude aquaculture arrangements. For cash rental agreements that include dwellings and buildings, only report the acres of cropland and pastureland.

SECTION 4 - LAND USE PRACTICE S

Item 1b - Land drained by ditches refers only to manmade ditches installed to improve drainage, not natural waterways.

Item 1c - A conservation easement limits the right to develop the land, now and in the future.

Items 2a through d - Include all cropland acres planted in the operation with the practice, not just cropland harvested. Conservation tillage leaves 30 percent or more of the soil surface covered by crop residue after planting. Conventional tillage has 100 percent of the soil surface mixed or inverted.

Items 3a and 3b - Include acres irrigated by all methods and from all water sources including those irrigated from lagoons through a sprinkler or flood system.

SECTION 5 - CROP INSURANCE AND GOVERNMENT PROGRAMS

Item 1 - Report all acres covered by any crop insurance policy in 2017. Include land in pasture insurance programs and acres covered by guaranteed revenue policies.

Items 2a and 3 - For conservation program costs, include the government's share of the amount paid.

Items 3 and 4 - Exclude any payments from loans or programs that must be repaid.

Item 5 - Report amount received for commodities placed under CCC loan during 2017. Include amount received even if commodity was redeemed or forfeited prior to December 31, 2017. Exclude CCC loans to build crop storage facilities.

Item 6 - Report the total amount to repay CCC loans in 2017, regardless of the crop year the loan was made.

SECTION 6 - TYPE OF ORGANIZATION

Use the following definitions to determine the type of organization for this operation.

An operation organized as a Limited Liability Company (LLC) may fall into any of the categories.

Family or individual operation - Farm or business organization controlled and operated by a family or an individual (sole proprietor). Include family operations that are not incorporated and not operated under a partnership agreement. Report family corporations under "Incorporated under state law."

Partnership operation - Two or more persons who conduct an operation together and share work and profits. Co-ownership of land by husband and wife or joint filing of income tax forms by husband and wife does not constitute a partnership unless a specific agreement to share contributions, decision making, profits, and liabilities exists. Production under contract or under a share rental agreement does not constitute a partnership.

Incorporated under state law - A corporation is a legal entity or artificial person created under the laws of a State to carry on a business, including family corporations. Exclude cooperatives, even if they are incorporated.

Other - Estate or trust, grazing association, American Indian Reservation, university farm, prison farm, institution run by a government or religious entity, cooperatives (an incorporated or unincorporated enterprise or an association created and formed jointly by the members), etc.

Item 4 - The number of households that share in the net farm income are those households involved with the day-to-day decisions and not those households that received funds because they are landlords, custom equipment operators, or provide other supplies that are listed in Section 30, Production Expenses.

SECTION 7 - PERSONAL CHARACTERISTICS

This section collects information about decision makers of this operation. A farm may be a family operation and still have multiple operators. Complete one column for each operator.

Item 1 - Enter the number of men and the number of women who made day-to-day decisions for this operation. Do not report as operators minor-aged children who only worked on the farm.

Item 2 - Answer each question for up to four operators. If there were more than four, answer for the four individuals most involved in the decision making for this operation.

Item 2k - Report the first year the specified operator began to operate any part of this operation on a continuous basis. If the operator returned to a place previously operated, report the year operations were resumed on this operation.

Item 2l - Report the first year the specified operator began to operate part of ANY operation on a continuous basis.

Item 4 - The principal operator is the person in charge, such as a hired manager, business manager, or other person primarily responsible for the on-site, day-to-day operation of the farm or ranch business.

REPORTING VALUE OF SALES

Report the value of all crops and livestock sold from this operation in 2017 in the appropriate commodity section. Report the sales in 2017 regardless of the year crops were harvested or raised. Include the value of your landlord's share of the commodities harvested. Report livestock as sold that you owned and moved to someone else's operation for further feeding, such as cattle. Report the gross value before the deduction of expenses, marketing charges, hauling fees, other fees, or income taxes. Include payments received in 2017 from cooperatives or marketing organizations for crops produced on this operation regardless of the year in which the crops were harvested. Also, include as sales your estimate of the value of any crop or livestock removed from this operation in trade of services, such as baled hay for labor or other services. Report the total value you received for animals and poultry sold from this operation in 2017, without deducting production or marketing expenses (costs for feed, livestock purchase price, hauling, selling, etc.).

Exclude:

- Proceeds from CCC loans or other government payments.
- The value of sales of any cattle, hogs, or poultry owned by you but kept and sold from a location you did not operate.
- The value of commodities grown under a production contract.

SECTION 8 - HAY AND FORAGE CROPS

Include hay and forage from alfalfa, wild or native grasses, and hay or forage from clovers, small grains, soybeans, and peanuts. Report production in tons or, for dry hay, bales/weight per bale. Any pasture or conservation land that had hay cut from it should be reported as cropland harvested in Section 2, Item 1a.

SECTION 9 - CULTIVATED CHRISTMAS TREES, SHORT ROTATION WOODY CROPS, AND MAPLE SYRUP

Item 2 - Acres in production of cultivated Christmas trees include both those to be harvested in future years as well as those harvested in 2017. Trees cut should include only those trees cut in 2017.

Item 3 - A short rotation woody crop is a tree that is harvested in 10 years or less. These are trees for use by the paper or pulp industry or as engineered wood. Exclude trees cut for timber. Acres in production of short rotation woody crops include both those harvested in 2017 and future years. Acres harvested should include only those harvested in 2017.

Item 4 - Producers should report number of taps and gallons of syrup. If sap was sold, estimate the number of gallons of syrup it would have produced. Report the acres of tapped maple trees in Section 2, Item 3, woodland not pastured.

SECTION 10 - FIELD CROPS

Acres harvested - Enter the acres harvested in 2017. Round fractions to whole acres except for tobacco, where tenths should be reported.

Crops names not listed - For those seed or field crops not listed in the table that fall into the other seeds (code 770) or Other field crops (code 752) categories, please specify each crop on a separate line in the table along with the requested data.

Total production harvested - If your unit of measure is different than the unit requested on the report form, convert your figure for the production harvested to the unit requested. If the harvest was incomplete by December 31, 2017, estimate the total production to be harvested.

Acres irrigated - Report the irrigated harvested acres only once, even if the crop was irrigated multiple times during the growing season.

Double cropping - If two or more crops were harvested from the same land (double cropping), report the total acres and production of each harvested crop.

Interplanted crops - If two crops were grown at the same time in alternating strips in the same field, report the acreage of the field used for each crop.

Skip row planting - If a crop was planted in an alternating pattern of planted and non planted rows, such as two rows planted and two rows skipped, report the acreage occupied by the crop and report the skipped portion as cropland idle in Section 2, Item 1d.

If you rented land under a share arrangement, include your landlord's share of the crop in value of sales.

SECTION 11 - NURSERY, GREENHOUSE, FLORICULTURE, SOD, MUSHROOMS, VEGETABLE SEEDS, AND PROPAGATIVE MATERIALS

Report Christmas trees grown on this operation and sold live as nursery stock, code 0488. Exclude crops bought for resale without additional growing, and garden center items, such as chemicals and fertilizers. Report all acres of Christmas trees in production for cut Christmas trees and the number cut in 2017 in Section 9, Item 2.

SECTION 12 - VEGETABLES, POTATOES, AND MELONS

Item 4 - Report acres harvested for individual crops. If the same crop was planted more than once during the year on the same field, report the sum of the acres harvested during 2017. For example, if 4 acres were planted to lettuce and harvested, then replanted to lettuce and harvested, report 8 acres of lettuce in Item 4 but only 4 acres in Item 2.

SECTION 13 - FRUIT, NUTS AND BERRIES

If nonbearing trees and vines are intermixed with bearing trees and vines, estimate area for each category. Exclude abandoned acres of orchards or vineyards. Abandoned acres should only be reported in Section 2, Item 1d. Bearing age acres are the acres of trees or vines that produced any fruit or nut crop in 2017 or previous years. If fruit and nut trees and vines were interplanted with other crops, report only the total acres for the orchard in Section 13, and the total acres of each interplanted crop in their appropriate section(s).

Berries - Report all acres on which berries were grown in 2017.

SECTION 14, 15, AND 19 - CATTLE AND CALVES, HOGS AND PIGS, AND POULTRY

Include all animals on this operation on December 31, 2017 owned by you, raised by you under contract, or kept by you for others. Include animals on unfenced lands, National Forest land, Indian Reservation Land, cooperative grazing association land, or rangeland administered by the Bureau of Land Management on a per head, animal unit month (AUM), or lease basis. Animals in transit on December 31, 2017, should be reported by the person who had control of the animals on that day. Report beefalo and cattalo as cattle in Section 14. Report buffalo as bison in Section 21, Item 2.

Contract and custom feeding operations - Report numbers of all animals or poultry on this operation on December 31, 2017. Animals and poultry kept on a contract or custom basis and moved or sold from this operation in 2017 should be reported as sold. Do NOT include fees received for commodities produced under a production contract in the value of sales. In addition, report in *Section 22 - Production Contracts and Custom Feeding* on the appropriate line the quantity delivered of custom fed livestock or production contract livestock and poultry and the dollar amount received from the contractor.

Cattle, hogs, and poultry to exclude from the report form - Exclude animals or poultry kept on land rented to others or kept under a share arrangement on land rented to others. Exclude animals quartered in feedlots that were not located on this operation. Do not report the sales of animals bought and then resold within 30 days. Such purchases and sales are considered dealer transactions.

Number sold - Report all animals and poultry sold or moved from this operation in 2017, regardless of ownership or who shared in the receipts. Include animals sold to a landlord or given to a landlord or others in trade or in payment for goods or services. Do not report number sold of any hogs and pigs, cattle and calves, or poultry owned by you that were kept and sold from a location that you did not operate.

Number moved from this operation - For animals and poultry moved from this operation to another, such as for further feeding, report them as "sold." Cattle moved are not considered sold if they were moved to another operation for a short term, such as for winter wheat or corn stubble grazing, or during the winter to public grazing land.

Cattle in feedlots - Exclude the following for this item:

- Cattle and calves sold or moved off the operation for further feeding
- Veal calves or any calves weighing less than 500 pounds
- Cull or dairy cows fed only the usual dairy ration before being sold
- All cows and bulls

SECTION 16 - HORSES, PONIES, MULES, BURROS, AND DONKEYS

Exclude horses owned by this operation but stabled elsewhere. Horses, mules, burros and donkeys that are on this operation should be reported regardless of ownership. Exclude feral equine.

SECTION 17 - SHEEP AND GOATS

Report goats based on utilization regardless of breed. Report pounds of wool shorn and mohair clipped in 2017 only.

SECTION 18 - AQUACULTURE

Include all sizes for each type. Report each type sold or moved on a separate line and specify whether the sale was fish eggs, fry, fingerlings, food size, or a combination. Convert units such as bushels, bags, or gallons to number or pounds. Do not duplicate the same quantity sold in both the pounds and number columns.

SECTION 20 - COLONIES OF HONEY BEES

Item 2 - Report the number of bee colonies owned regardless of location. Report the pounds of honey collected in 2017 whether sold or not sold. Report sales of packaged bees, nuclear colonies, whole colonies, queen, and all non-apix bees (bumble, leaf cutter, etc.) in Section 21, Item 2. Report sales of honey bee products such as wax, pollen, and propolis in Section 21, Item 3. Report pollination fees in Section 32, Item 7.

SECTION 21 - OTHER LIVESTOCK AND LIVESTOCK PRODUCTS

Item 2 - Report the sales of only live animals.

Item 3 - Include pelts and any meat from mink and rabbits.

SECTION 22 - PRODUCTION CONTRACTS AND CUSTOM FEEDING

A production contract is an agreement between a grower and contractor (integrator) that specifies that the grower will raise an agricultural commodity and that the contractor will provide certain inputs such as seed, livestock, etc. The grower receives a payment or fee from the contractor, generally after delivery, which is less than the full market price of the commodity.

Commodities raised under a production contract should be reported in Section 22 and also included in Sections 8 through 21. The money received as a production contract fee is reported in Section 22 only, under "Total dollar amount received" and not in Sections 8 through 21.

Please report amount of the specified commodity that you raised and delivered under production contracts in Item 2. If you had multiple contracts to produce different commodities, report the appropriate amount of each commodity produced under each contract in the proper categories. Exclude marketing contracts, futures contracts, forward contracts, or other contracts based strictly on price. The contractor should not report commodities that were produced by the grower.

SECTION 23 - ORGANIC AGRICULTURE

Certified National Organic Program (NOP) farms, those exempt from certification because they sell less than \$5,000 in organic products a year, and farms with acres transitioning to future NOP production should report in this section.

Item 3 - Report the total sales of NOP organically produced commodities. Include gross value of agricultural sales before expenses or taxes. Exclude sales of crops and livestock from transitioning land. Exclude the value of processed or value added items.

SECTION 24 - PRACTICES

Item 1c - Alley Cropping is the growing of annual or perennial crops between rows of trees. The agricultural crop generates annual income while the tree crop matures. *Silvopasture* combines timber, livestock and forage production on the land. Trees provide longer-term returns, while livestock generates an annual income. *Forest farming* is the intentional management of woodlands to grow non-tree crops such as mushrooms, berries, and root crops under trees. *Riparian forest* buffers are natural or planted trees, shrubs and grasses adjacent to water bodies to protect water resources from non-point source pollution.

Item 3 - Do not include access from a computer at a public site such as a library.

SECTION 25 - FOOD MARKETING PRACTICES

Include only edible commodities sold directly for human consumption, such as vegetables, fruit, eggs, milk, cattle, chickens, hogs, turkeys, etc. Report only commodities grown or raised on this operation. Exclude crops, livestock, poultry, or other products that you bought and resold within 30 days. Exclude nonedible products such as hay, cut flowers, Christmas trees, nursery products, etc.

**SECTION 26 - FERTILIZERS, CHEMICALS, AND SOIL
CONDITIONERS APPLIED**

Fertilizer - Report acres on this operation on which commercial fertilizer was applied during 2017 only once, even if multiple applications were made. Report fertilizer and manure expenditures in Section 30, Item 1.

Chemicals - Include acres on which custom application of chemicals was applied. If multiple applications of chemicals for the same purpose (for example, herbicides) were applied on the same acres, report the acreage only once. If chemicals were applied for different purposes, report the acres for each purpose on which the chemicals were applied. Report agricultural chemical expenditures in Section 30, Item 2. Estimate the acreage for spot treatments.

SECTION 27 - RENEWABLE ENERGY

Item 1 - Report the following renewable energy producing systems, regardless of ownership:

Solar panels - panels designed to capture the sun's energy. Include photovoltaic systems which convert light from the sun into electricity, and thermal systems that passively generate electricity. Include water heaters and pumps. Report if there are solar panels on this operation owned by you or others used to produce electricity. Exclude low wattage solar panels that supply power for just one item, e.g. solar livestock fence or a solar security light.

Wind turbines - Devices which convert wind power into electricity. Include wind generators, wind power units, wind energy converters, and aero generators. Exclude windmills that do not produce electricity. Exclude wind powered water pumps.

Methane digesters - These are devices which capture biogas from the decomposition of manure, processing by-products, and other materials and convert it to methane.

Geothermal/Geexchange system - These are systems which capture heat stored in the earth to reduce the operational costs of heating and cooling.

Small hydro system - These are water driven systems which produce electricity from the gravitational force of falling or flowing water. Exclude water driven systems that only provide mechanical power, such as turning a grinding stone for a flour mill.

Biodiesel production system - Systems which produce nonpetroleum-based diesel fuel from vegetable oil or animal fats.

Ethanol production system - Systems which produce fuel by converting crops such as corn and sugarcane, biomass crops, or wood.

Other, specify - Report any other renewable energy system not listed. Exclude wood-burning stoves and densified biomass-producing systems.

SECTION 28 - MACHINERY AND EQUIPMENT

Report the total on this operation, or normally on this operation and normally used on this operation, in the first column. Do not report obsolete or abandoned equipment. In the second column, report only the number manufactured in the last five years.

SECTION 29 - FARM LABOR

Report the number of paid farm or ranch workers who performed agricultural labor on this operation in 2017. Include paid family members. Include workers such as hired bookkeepers, office workers, maintenance workers, etc., if their work was primarily associated with agricultural production on this operation.

Item 1 - Include any short term or temporary workers who may have worked only a few days. Exclude contract labor.

SECTION 30 - PRODUCTION EXPENSES

Include farm production expenses paid by you or your landlord(s) for crops, livestock, or poultry produced on this operation in 2017 in Items 1 through 16. Include expenses associated with the generation of farm-related income reported in Section 32. Include expenses incurred in 2017 even if they were not paid in 2017. Estimate if exact figures are not known.

Contract growers or custom feeders - Do not report as production expenses the value of inputs provided by the contractor or livestock owner. Identify the items that were contractor provided in Section 22, Item 3.

Item 2 - Include surfactants and oils and other products used to increase a chemical's effectiveness.

Item 6 - Report the purchase cost of all grains, silage, hay, commercially mixed and premixed feeds, ingredients, concentrates, etc., fed to livestock or poultry on this operation. Contract livestock and poultry growers should not report the value of feed that was provided by a contractor. Do not report the value of feed raised and fed on this operation as an expense.

Item 9 - Include the cost of repairs and upkeep of farm machinery, vehicles, buildings, fences, and other equipment used in the farm business. Include expenses for repairs to machinery and equipment used only for custom work if income from those machines is reported in Section 32. Exclude repairs to vehicles not used in the farm business. Exclude expenditures for the construction of new buildings or the cost of additions to existing buildings.

Item 10a - Include labor expense for the farm business for gross salaries and wages, commissions, dismissal pay, vacation pay, and bonuses paid to hired workers, family members, hired managers, administrative and clerical employees, and salaried corporate officers. Include cost for benefits such as employer's social security contributions, unemployment compensation, worker's compensation insurance, employer paid life and medical insurance expense, pension plans, etc.

Item 10b - Include the labor costs of workers furnished on a contract basis by labor contractor, crew leader, or cooperative for harvesting vegetables or fruit, shearing sheep, or similar farm activities. Report costs for repair work done by a construction contractor in Item 9. Report the cost of customwork or machine hire in Item 11.

Item 12a - Exclude rent paid for operator dwelling or other nonfarm property. Exclude the value of shares of crops or livestock paid to landlords.

Item 13 - Report all interest expenses paid in 2017 for the farm business. Include interest paid on CCC loans in Item 13b. Exclude interest associated with activities not related to production of crops or livestock on this operation, such as land or buildings rented to others, packing sheds, or feed mills that provided services to others. Exclude interest on owner/operator dwelling where the amount is separated from the interest on the land and buildings on this operation.

Item 14 - Include real estate property taxes you paid on the acres and buildings you owned and used in the farm business and property taxes on equipment or livestock. Exclude property taxes on land or buildings rented to someone else, or property taxes paid on other property not associated with the farm business.

SECTION 31 - MARKET VALUE OF LAND, BUILDINGS, MACHINERY, AND EQUIPMENT

Item 1 - Estimate the value of the land, houses, barns, and other buildings for each of the three listed categories if they were sold in the current market. The real estate tax assessment value should not be used unless that value represents a full market value assessment and the land, house, and buildings could reasonably be assumed to be sold at that price. Do not deduct real estate marketing charges from your estimate. Report the total value, not the value on a per acre basis.

Item 2 - The estimated market value refers to all machinery and equipment kept primarily on this operation and used for the farm business. Report the value in its present condition, not the replacement or depreciated value. Include mobile implements, hand tools, and office supplies. Permanently installed equipment or equipment that is an integral part of a building should be included as a part of the value of land and buildings and reported in Item 1.

SECTION 32 - INCOME FROM FARM-RELATED SOURCES

Report gross amounts received before taxes and expenses.

Item 2 - Exclude rental income from nonfarm property.

Item 3 - Include only those forest products cut from this operation, not items cut from other nonfarm timber acreage. Exclude income from a sawmill business. Report sales of Christmas trees, maple syrup, or sap products in Section 9.

Item 7 - Include pollination fees.

SECTION 33 - AGRICULTURAL ACTIVITY WITHIN THE BORDERS OF AMERICAN INDIAN RESERVATIONS, PUEBLOS, AND SERVICE AREAS

Complete this section if any of your cropland or livestock was on an American Indian Reservation, Pueblo, or service area in 2017. Include trust acres used, as well as deeded land or land leased from others that was on the Reservation.

SECTION 34 - CONCLUSION

Item 1 - If the agricultural activity on your operation might be identified under a different name than is printed on the front of the form (for example, a farm name or another partner), please provide these names.

Item 2a - All farms and ranches should receive their own forms to complete. If you operated another farm or ranch, indicate whether you received a form for that operation.