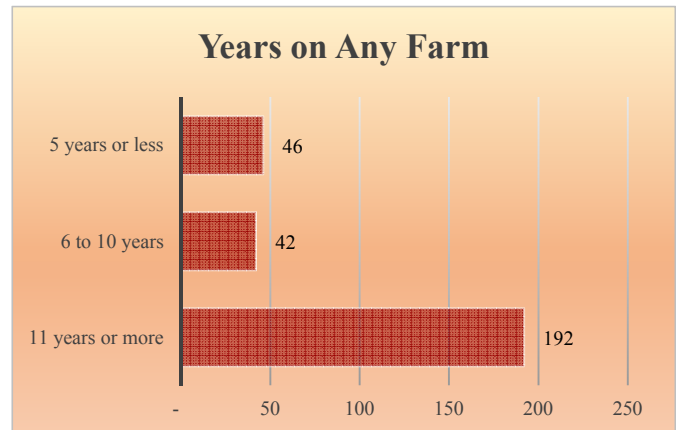
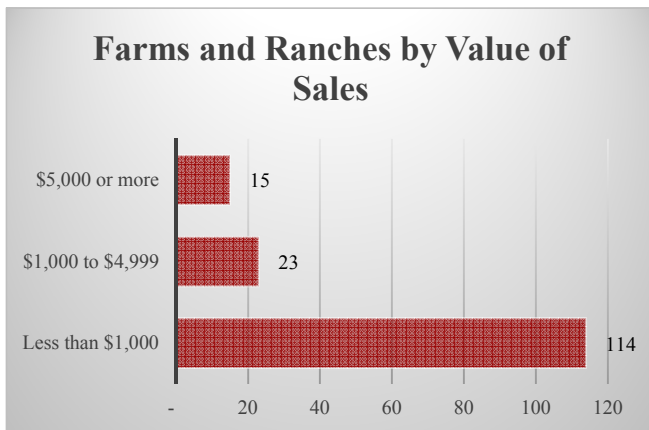
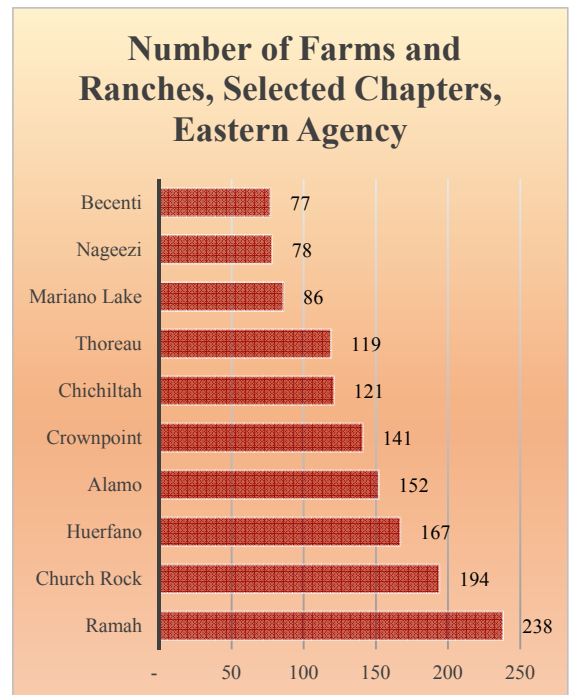


Alamo Chapter

Total and Per Farm Overview

	2017	% of Eastern Agency
Number of Farms and Ranches	152	6.2
Total (\$)		
Market value of products sold	161,600	4.5
Crop sales	-	-
Livestock sales	161,600	5.2
Farm production expenses	640,600	4.3
Per farm average (\$)		
Market value of products sold	1,063	
Share of Sales by Type (%)		
Crop sales	0.0	
Livestock sales	100.0	



Alamo Chapter

Livestock and Crop Totals

	Farms	Inventory	% of Eastern Agency
Livestock			
Cattle and calves	77	928	7.0
Beef cows	77	607	8.8
Sheep and lambs	87	1,041	4.2
Horses and ponies	89	278	5.5
Goats	28	186	2.4



	Farms	Acres	% of Eastern Agency
Crops			
Corn, traditional, acres	-	-	-
Hay and haylage, acres	-	-	-
Vegetables, acres	-	-	-
Cantaloupes, acres	-	-	-
Honeydew melons, acres	-	-	-
Squash, all, acres	-	-	-
Watermelons, acres	-	-	-

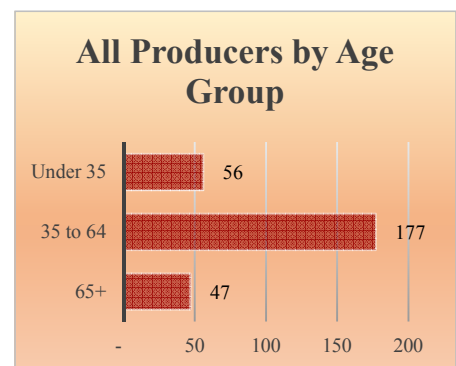
Total Producers^a **280**
Average age (years) *51.1*

Sex

Female	114
Male	166

Other characteristics

With military service	20
New and beginning farmers	88
Young Producers	60



See 2017 Census of Agriculture, U.S. Summary and State Data, for complete footnotes, explanations, definitions, commodity descriptions, and methodology. ^a Data collected for a maximum of four producers per farm. (D) Withheld to avoid disclosing data for individual operations. (NA) Not available. (-) Represents zero.