




Since the last Guam Census of Agriculture in 2018, the amount of land in farms, the value of agricultural products sold, and the number of farms increased. Both the number of small farms and the number of larger farms increased.

What is a "farm"? The Guam Census of Agriculture defines a farm as any place from which \$1,000 or more of agricultural products were produced and sold, or normally would have been sold, during the census year.

583 farms 

2,848 acres 

4.9 acres average farm size 

Farms and Land

In 2023, Guam had 583 farms, an increase of 319 farms since 2018. These farms accounted for 2,848 acres of farmland, or 2.1% of all land in Guam. This was an increase of 407 acres (17%) from the 2018 level.

During the same time, the average farm size decreased 47%, from 9.2 acres in 2018 to 4.9 acres in 2023.

Farm Counts by Size*

	2018	2023
Less than 1 acre	55	181
1 - 2.9 acres	84	212
3 - 4.9 acres	35	45
5 - 7.9 acres	36	61
8 - 9.9 acres	8	12
10 - 19.9 acres	16	35
20 acres or more	30	37

*Farms with less than 3 acres increased 183% from 2018.

89%

The percentage of farms with internet access. Among those with internet access, 94% had a cellular data plan.

Farms and Farmland, 2018 and 2023

	2018	2023	% change
Number of farms	264	583	121
Land in farms (acres)	2,441	2,848	17
Average farm size (acres)	9.2	4.9	-47

Commodity Group by Value of Sales (dollars)^a

	2018	2023
Vegetables and melons	1,840,346	2,636,157
Nursery crops and hemp	(NA)	2,127,480
Livestock and livestock products	81,400	388,300
Poultry and poultry products	57,950	236,949
Fish and aquaculture products	(D)	(D)
Fruits and nuts	(D)	(D)
Root crops	(D)	(D)
Total	3,842,853	6,162,085

^a For undisclosed values, position does not indicate rank.

(NA) Not available.

(D) Withheld to avoid disclosing data for individual operations.

Top Commodities by Number of Farms, 2023

	No. of Farms
Bananas	289
Lemons and limes	247
Mangoes	238
Peppers, hot	219
Papayas	207
Avocados	206
Eggplant	162
Coconuts	160
Soursops	157
Breadfruit	149

SNAPSHOT

Guam Farmers, 2023

	(percent)
Sex	
Male	66
Female	34
Age	
<35	5
35-44	9
45-54	19
55-64	30
65+	37
Lived on farm	55
Primary occupation	
Farming	66
Other	34
Race*	
Chamarro	71
Chinese	2
Filipino	17
Japanese	2
Korean	2
White	9
Other Asian	3
Other Pacific Islander	2

*Persons can report more than one race.

For more information about the Census of Agriculture, visit nass.usda.gov/AgCensus.