



CROP PROGRESS AND CONDITION

Alabama Agriculture Counts!!



CYNTHIA PRICE, STATE STATISTICIAN
USDA/NASS ALABAMA FIELD OFFICE

JOHN McMILLAN, COMMISSIONER
ALABAMA DEPT. OF AG. AND INDUSTRIES

PO Box 240578, Montgomery, AL 36124-0578 ☐ 1 (800) 832-4181 ☐ RELEASED: October 13, 2015-- 3:00 P.M.
Visit our website at: <http://www.nass.usda.gov/al> **Issue 28**

Another Dry Week For Most of the State

General

According to the National Agricultural Statistics Service's Alabama Field Office, there were 5.8 days suitable for fieldwork for the week ending Sunday, October 11, 2015. Precipitation estimates for the state ranged from no rain in Mobile to 1.36 inches in Huntsville. Average mean temperatures ranged from 69.8°F in Anniston to 71.0°F in Montgomery.

Comments

Hopefully we get a good rain this week – a good, slow rain.-**Jack Tatum Jr., REA, Chambers, Clay, Cleburne, Coosa, Lee, Randolph, Shelby, Talladega, and Tallapoosa Counties.**

Very spotty showers. Still need rain.-**Brenda Glover, REA, Greene, Hale, Marengo, Perry, and Sumter Counties.**

Need rain!-**Charles Simon, CEC, Covington County.**

Back to harvesting peanuts and cotton this week after terrible weather for the last two weeks. Small grains planting for grazing has begun.-**James Jones Jr., CEC, Henry County.**

Peanuts and cotton harvesting is in full swing. Peanuts quality grade is a mixed bag. Cooler nighttime temperatures are slowing the maturing of cotton. Just need more dry weather to get this year's crop in.-**Willie Durr, CEC, Houston County.**

Crop Progress for Week Ending 10/11/15

Crop stage	This week (percent)	Prev week (percent)	Prev year (percent)	5 Year avg (percent)
Corn - Harvested.....	94	90	94	93
Cotton - Bolls Opening	90	86	86	87
Cotton - Harvested	29	16	28	24
Peanuts - Harvested.....	46	33	33	31
Soybeans - Dropping Leaves	90	85	85	79
Soybeans - Harvested.....	40	34	35	25
Winter Wheat - Planted	15	5	6	11

Crop Condition for Week Ending 10/11/15

Crop	Very poor (percent)	Poor (percent)	Fair (percent)	Good (percent)	Excellent (percent)
Cattle	0	2	31	61	6
Cotton	0	4	31	59	6
Pasture and range.....	1	15	39	43	2
Peanuts.....	0	9	23	56	12
Soybeans.....	0	4	36	53	7

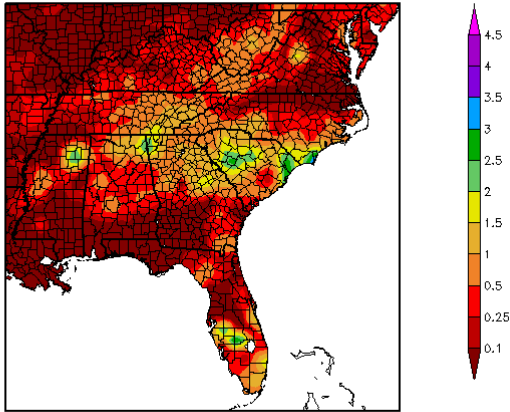
Soil Moisture for Week Ending 10/11/15

Topsoil	This week (percent)	Previous week (percent)	5 Year avg (percent)
Very short.....	12	12	18
Short	27	25	27
Adequate.....	56	57	52
Surplus.....	5	6	3
Subsoil	This week (percent)	Previous week (percent)	5 Year avg (percent)
Very short.....	10	8	NA
Short	26	25	NA
Adequate.....	59	61	NA
Surplus.....	5	6	NA

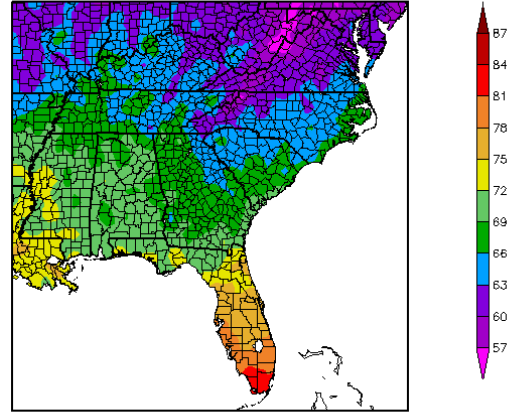
Southeastern U.S. Precipitation & Average Temperature

<http://www.hprcc.unl.edu/>

Precipitation (in)
10/6/2015 - 10/12/2015



Temperature (F)
10/6/2015 - 10/12/2015



Generated 10/13/2015 at HPRCC using provisional data.

Regional Climate Centers

Generated 10/13/2015 at HPRCC using provisional data.

Regional Climate Centers

U.S. Drought Monitor, October 6, 2015

National Weather Service

<http://www.drought.unl.edu/dm>

U.S. Drought Monitor Alabama

October 6, 2015

(Released Thursday, Oct. 8, 2015)

Valid 8 a.m. EDT

Drought Conditions (Percent Area)

	None	D0-D4	D1-D4	D2-D4	D3-D4	D4
Current	43.26	56.74	7.20	0.00	0.00	0.00
Last Week 9/29/2015	37.12	62.88	4.86	0.00	0.00	0.00
3 Months Ago 7/7/2015	77.83	22.17	8.60	0.00	0.00	0.00
Start of Calendar Year 1/20/2014	62.49	37.51	3.77	0.00	0.00	0.00
Start of Water Year 9/29/2015	37.12	62.88	4.86	0.00	0.00	0.00
One Year Ago 10/7/2014	24.74	75.26	26.99	1.25	0.00	0.00

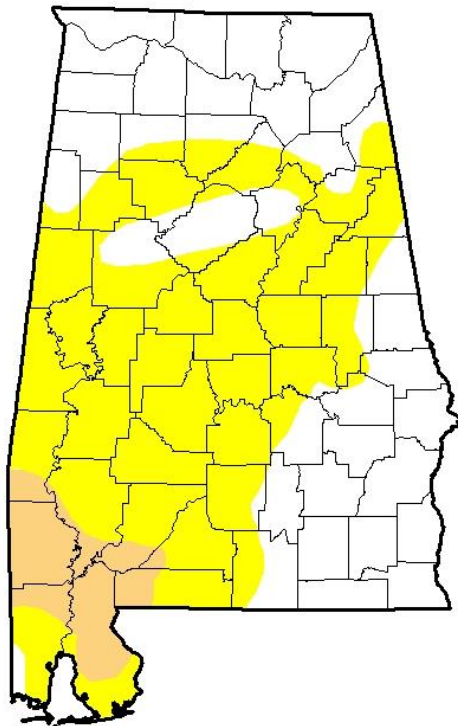
Intensity:

- D0 Abnormally Dry
- D1 Moderate Drought
- D2 Severe Drought
- D3 Extreme Drought
- D4 Exceptional Drought

The Drought Monitor focuses on broad-scale conditions. Local conditions may vary. See accompanying text summary for forecast statements.

Author:

David Miskus
NOAA/NWS/NCEP/CPC



<http://droughtmonitor.unl.edu/>

FIRST-CLASS MAIL
U. S. POSTAGE PAID
MAILED FROM ZIP CODE 36124
PERMIT NO. G-38

National
Agricultural
Statistics
Service



United States Department of Agriculture
National Agricultural Statistics Service
P. O. Box 240578
Montgomery, Alabama 36124-0578
Official Business
Penalty For Private Use, \$300
ADDRESS SERVICE REQUESTED