



United States Department of Agriculture
National Agricultural Statistics Service
**Alabama Crop Progress
and Condition Report**



Cooperating with the Alabama Department of Agriculture and Industries

Southern Region, Alabama Field Office · 4121 Carmichael Road · Montgomery, AL 36106 · (334) 279-3555 · (334) 279-3590 FAX
www.nass.usda.gov

June 25, 2018

Media Contact: Cynthia Price

General

According to the National Agricultural Statistics Service in Alabama, there were 5.3 days suitable for fieldwork for the week ending Sunday, June 24, 2018. Precipitation estimates for the state ranged from no rain up to 7.0 inches. Average high temperatures ranged from the mid 80s to the mid 90s. Average low temperatures ranged from the mid 60s to low the low 80s.

County Comments

County received some rainfall over the weekend but is still in need of rain.

Dan Porch, Blount County

An abundance of rain fell in the northern third of the county while other areas went without. Irrigation started for corn in areas receiving no rain. Wind from severe storms led to lodging of wheat and corn in some areas. Weed control and fertilization activities picked up pace in pastures and hayfields as the second cutting of hay begins.

Henry Dorough, Talladega County

Hit and miss thundershowers dotted the Wiregrass since mid-week. Some row crop farmers managed to spray fungicide and insecticide on fields that need it. Planting is almost done except for a few areas that needed to dry and others that need to be replanted.

Willie Durr, Houston County

Producers have finished planting and are trying to get crops sprayed. Grasses and livestock look good at this time.

Carol Nicholson, Bullock County

Hay cutting is going full steam, trying to get it baled before the next rains come. Crops are looking good, especially the corn. Pressure from diseases is high, especially fungal. Horse and deer fly populations are particularly high as well.

Charles Simon, Covington County

Crop Progress for Week Ending 06/24/18

Crop stage	This week (percent)	Prev week (percent)	Prev year (percent)	5 Year avg (percent)
Corn - Silking.....	70	36	80	67
Cotton - Planted.....	98	94	98	99
Cotton - Squaring.....	31	17	38	47
Cotton - Setting Bolls.....	1	0	0	2
Hay - 2nd Cutting.....	12	0	NA	NA
Peanuts - Planted.....	97	91	95	96
Peanuts - Pegging.....	29	8	24	29
Soybeans - Planted.....	94	84	90	90
Soybeans - Emerged.....	79	67	79	77
Soybeans - Blooming.....	18	5	34	22
Winter wheat - Harvested	95	84	88	87

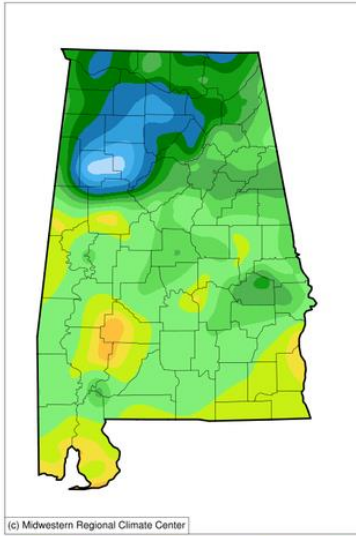
Conditions for Week Ending 06/24/18

Crop	Very poor (percent)	Poor (percent)	Fair (percent)	Good (percent)	Excellent (percent)
Cattle.....	0	1	14	76	9
Corn.....	0	0	7	73	20
Cotton.....	0	0	29	59	12
Pasture and range.....	0	1	12	73	14
Peanuts.....	0	1	26	69	4
Soybeans.....	0	0	7	78	15

Soil Moisture for Week Ending 06/24/18

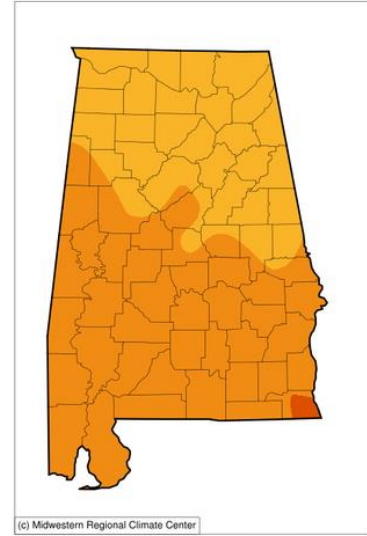
Topsoil	This week (percent)	Previous week (percent)	5 Year avg (percent)
Very short.....	1	1	NA
Short.....	9	6	NA
Adequate.....	73	70	NA
Surplus.....	17	23	NA
Subsoil	This week (percent)	Previous week (percent)	5 Year avg (percent)
Very short.....	1	1	NA
Short.....	8	5	NA
Adequate.....	77	76	NA
Surplus.....	14	18	NA

Accumulated Precipitation (in)
June 18, 2018 to June 24, 2018



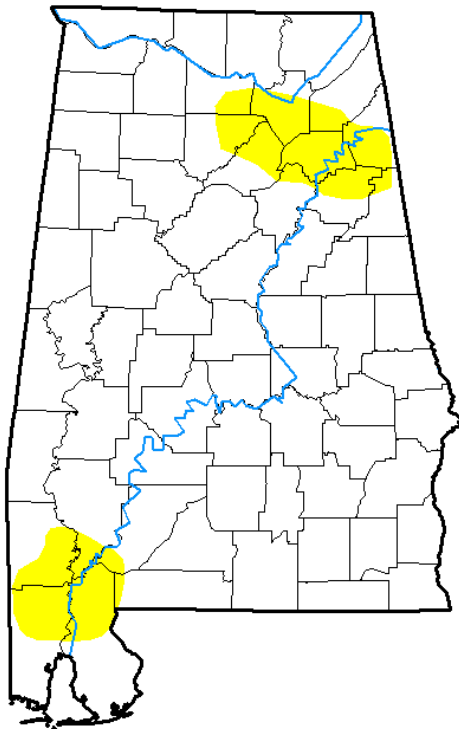
<http://mrcc.isws.illinois.edu/CLIMATE/>

Average Temperature (°F)
June 18, 2018 to June 24, 2018



<http://mrcc.isws.illinois.edu/CLIMATE/>

U.S. Drought Monitor Alabama



June 19, 2018
(Released Thursday, Jun. 21, 2018)
Valid 8 a.m. EDT

Drought Conditions (Percent Area)

	None	D0-D4	D1-D4	D2-D4	D3-D4	D4
Current	90.46	9.54	0.00	0.00	0.00	0.00
Last Week 06-12-2018	93.10	6.90	0.00	0.00	0.00	0.00
3 Months Ago 03-20-2018	65.93	34.07	17.28	0.00	0.00	0.00
Start of Calendar Year 01-02-2018	19.01	80.99	26.60	0.00	0.00	0.00
Start of Water Year 09-26-2017	100.00	0.00	0.00	0.00	0.00	0.00
One Year Ago 06-20-2017	95.82	4.18	0.14	0.00	0.00	0.00

Intensity:

- D0 Abnormally Dry
- D1 Moderate Drought
- D2 Severe Drought
- D3 Extreme Drought
- D4 Exceptional Drought

The Drought Monitor focuses on broad-scale conditions. Local conditions may vary. See accompanying text summary for forecast statements.

Author:

Brian Fuchs
National Drought Mitigation Center



<http://droughtmonitor.unl.edu/>