



United States Department of Agriculture
National Agricultural Statistics Service
Alabama Crop Progress
and Condition Report



Cooperating with the Alabama Department of Agriculture and Industries

Southern Region, Alabama Field Office · 4121 Carmichael Road · Montgomery, AL 36106 · (334) 279-3555 · (855) 271-9801 FAX
www.nass.usda.gov

This report contains data collected each week from respondents across the state whose occupations provide them opportunities to discuss agricultural production with farmers in their counties as well as to make visual observations. We thank all who have contributed to this report.

July 8, 2024

Media Contact: Charmaine Wilson

General

According to the National Agricultural Statistics Service in Alabama, there were 6.1 days suitable for fieldwork for the week ending Sunday, July 7, 2024. Precipitation ranged from no rain to 5.4 inches of rain. Average high temperatures ranged from the high 80s to the high 90s. Average low temperatures ranged from the high 60s to the high 70s.

Crops

Hot conditions and sporadic rainfall continued throughout the state this past week. The sporadic rainfall helped those locations that received it, but many producers continued to note dry conditions negatively impacting their crops, particularly in the northern and middle portions of the state. Most of the corn had begun to silk and the crop should reach maturity in the coming weeks. Cotton, soybean, and corn producers noted that hot temperatures and lack of consistent rainfall has negatively impacted the stand of the crop, particularly corn. Most of the cotton across the state had begun to square with some beginning to set bolls. Soybean planting wrapped up with much of the crop already emerged and starting to bloom. Some of the early planted soybeans began to set pods across the state. The lack of rain in many areas has stunted the growth of hay and prevented some producers from harvesting a successful second cutting.

Livestock and Pastures

Cattle and pasture and range were in mostly good to fair condition. Producers continued feeding hay due to limited grazing options. Hot temperatures caused respiratory issues in some cattle.

Crop Progress for Week Ending 07/08/24

Crop stage	Prev year	Prev week	This week	5 Year avg
	(percent)	(percent)	(percent)	(percent)
Corn - Silking	79	77	88	89
Cotton - Squaring.....	72	65	73	69
Cotton - Setting Bolls	11	13	27	16
Hay - 2nd Cutting.....	43	28	41	56
Peanuts - Pegging	37	48	58	50
Soybeans - Planted	NA	94	97	NA
Soybeans - Emerged	95	85	91	93
Soybeans - Blooming.....	47	34	51	42
Soybeans - Setting Pods...	7	0	8	4
Winter wheat - Harvested ..	NA	84	95	NA

(NA) Not available.

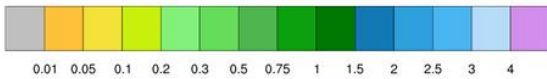
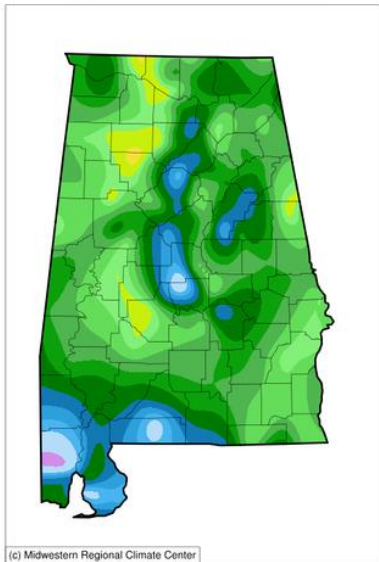
Conditions for Week Ending 07/08/24

Crop	Very poor	Poor	Fair	Good	Excellent
	(percent)	(percent)	(percent)	(percent)	(percent)
Cattle.....	0	1	19	73	7
Corn	8	16	32	43	1
Cotton.....	2	5	32	59	2
Pasture and range	1	6	39	51	3
Peanuts	0	1	17	80	2
Soybeans	3	9	34	52	2

Soil Moisture for Week Ending 07/08/24

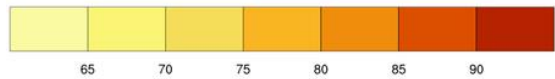
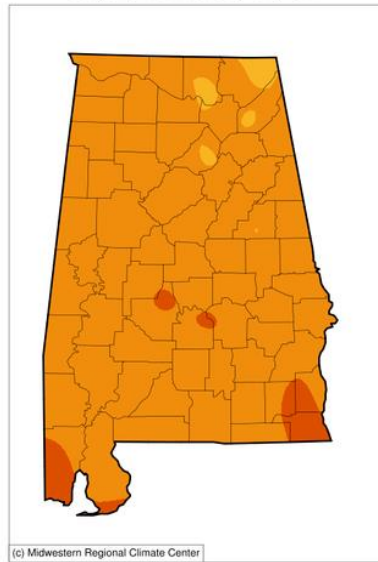
Topsoil	Previous week	This week
	(percent)	(percent)
Very short	21	12
Short.....	37	43
Adequate	41	44
Surplus	1	1
Subsoil	Previous week	This week
	(percent)	(percent)
Very short	21	12
Short.....	33	38
Adequate	44	48
Surplus	2	2

Accumulated Precipitation (in)
July 01, 2024 to July 07, 2024



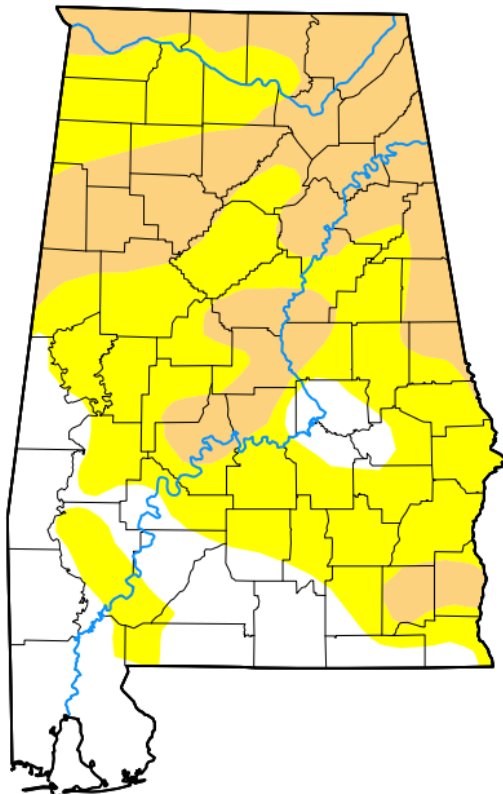
<http://mrcc.purdue.edu/CLIMATE/>

Average Temperature (°F)
July 01, 2024 to July 07, 2024



<http://mrcc.purdue.edu/CLIMATE/>

U.S. Drought Monitor Alabama



July 2, 2024
(Released Wednesday, Jul. 3, 2024)
Valid 8 a.m. EDT

Drought Conditions (Percent Area)

	None	D0-D4	D1-D4	D2-D4	D3-D4	D4
Current	24.27	75.73	30.92	0.00	0.00	0.00
Last Week <i>06-25-2024</i>	31.75	68.25	5.03	0.00	0.00	0.00
3 Months Ago <i>04-02-2024</i>	100.00	0.00	0.00	0.00	0.00	0.00
Start of Calendar Year <i>01-02-2024</i>	0.90	99.10	78.97	44.62	12.61	0.00
Start of Water Year <i>09-26-2023</i>	21.58	78.42	30.60	16.04	2.30	0.00
One Year Ago <i>07-04-2023</i>	82.86	17.14	3.40	0.00	0.00	0.00

Intensity:

- None
- D0 Abnormally Dry
- D1 Moderate Drought
- D2 Severe Drought
- D3 Extreme Drought
- D4 Exceptional Drought

The Drought Monitor focuses on broad-scale conditions. Local conditions may vary. For more information on the Drought Monitor, go to <https://droughtmonitor.unl.edu/About.aspx>

Author:

Adam Hartman
NOAA/NWS/NCEP/CPC



droughtmonitor.unl.edu