



United States Department of Agriculture  
National Agricultural Statistics Service



**Arkansas Crop Production**

Released: October 12, 2022

**Delta Region – Arkansas Field Office**

10800 Financial Centre Parkway, Suite 110, Little Rock, Arkansas 72211  
(501) 228-9926 · (855) 270-2705 FAX · [www.nass.usda.gov](http://www.nass.usda.gov)

Cooperating with the University of Arkansas – Division of Agriculture

This report contains the results from the **2022 October Ag Yield** and **Objective Yield** surveys. These data are also posted on our web site at <https://www.nass.usda.gov/ar> and in a more detailed report at <https://www.nass.usda.gov>. Thanks to all who responded to these surveys, and to the cotton and soybean producers who allowed objective measurements to be taken in their fields.

**Corn Yield and Production Unchanged from September**  
**Cotton Yield and Production Down from September**  
**Rice Yield and Production Unchanged from September**  
**Soybean Yield and Production Unchanged from September**

Arkansas **corn** for grain production is forecast at 121 million bushels, unchanged from September 1 forecast but down 20 percent from 2021. Based on conditions as of October 1, yield is expected to average 176 bushels per acre, unchanged from last month but down 8 bushels from last year. Harvested acreage for grain is estimated at 690,000 acres, down 140,000 acres from 2021.

**Upland cotton** production is forecast at 1.50 million bales, down 100,000 bales from the September 1 forecast but 265,000 bales above last year. Based on conditions as of October 1, yield is expected to average 1,143 pounds per harvested acre, down 76 pounds from last month and down 105 pounds from 2021. Harvested acreage is estimated at 630,000 acres, up 155,000 acres from 2021.

**Hay** production, excluding alfalfa, is forecast at 2.04 million tons, down 21 percent from 2021. Based on conditions as of October 1, yield is expected to average 1.70 tons per acre, unchanged from the August 1 forecast but down 0.50 ton from last year. Producers expect to harvest 1.20 million acres of all hay, excluding alfalfa, up 20,000 acres from 2021.

**Peanut** production is forecast at 160 million pounds, unchanged from the September 1 forecast but down 9 percent from a year ago. Based on conditions as of October 1, yield is expected to average 5,000 pounds per acre, unchanged from last month and from 2021. Harvested acreage is estimated at 32,000 acres, down 3,000 acres from 2021.

**All rice** production for the state is forecast at 81.2 million hundredweight, unchanged from the September 1 forecast but down 11 percent from last year's production of 91.1 million hundredweight. Based on conditions as of October 1, the all rice yield for 2022 is forecast at 7,500 pounds per acre, unchanged from last month but down 130 pounds from last year. Producers expect to harvest 1.08 million acres of rice, down 111,000 acres from 2021.

**Soybean** production in 2022 is forecast at 167 million bushels, unchanged from the September 1 forecast but up 7 percent from last year. Based on conditions as of October 1, yield is expected to average 53 bushels per acre, unchanged from last month but up 1.0 bushel from last year. Harvested acreage estimated at 3.15 million acres, up 150,000.0 acres from 2021.

**Area Harvested, Yield, and Production - Arkansas and United States: 2021 and Forecasted October 1, 2022**

Crop	Unit	Area harvested		Yield			Production	
		2021	2022	2021	2022		2021	2022
					September 1	October 1		
<b>Arkansas</b>		(1,000 acres)	(1,000 acres)	(per acre)	(per acre)	(per acre)	(1,000 units)	(1,000 units)
Corn, for grain .....	bushels	830.0	690.0	184.00	176.00	176.00	152,720	121,440
Cotton, upland .....	1	475.0	630.0	1,248.00	1,219.00	1,143.00	1,235	1,500
Hay, excluding alfalfa .....	tons	1,180.0	1,200.0	2.20	(NA)	1.70	2,596	2,040
Peanuts .....	pounds	35.0	32.0	5,000.00	5,000.00	5,000.00	175,000	160,000
Rice, all .....	2	1,194.0	1,083.0	7,630.00	7,500.00	7,500.00	91,136	81,225
Soybeans, for beans .....	bushels	3,000.0	3,150.0	52.00	53.00	53.00	156,000	166,950
<b>United States</b>		(1,000 acres)	(1,000 acres)	(per acre)	(per acre)	(per acre)	(1,000 units)	(1,000 units)
Corn, for grain .....	bushels	85,318.0	80,844.0	176.70	172.50	171.90	15,073,820	13,895,176
Cotton, upland .....	1	10,148.5	7,711.5	813.00	832.00	831.00	17,191	13,344
Hay, excluding alfalfa .....	tons	35,490.0	36,042.0	2.00	(NA)	1.75	70,951	63,241
Peanuts .....	pounds	1,540.1	1,411.1	4,130.00	4,145.00	4,090.00	6,361,331	5,771,000
Rice, all .....	2	2,488.0	2,177.0	7,709.00	7,586.00	7,599.00	191,796	165,441
Soybeans, for beans .....	bushels	86,312.0	86,631.0	51.70	50.50	49.80	4,465,382	4,312,949

(NA) Not available.

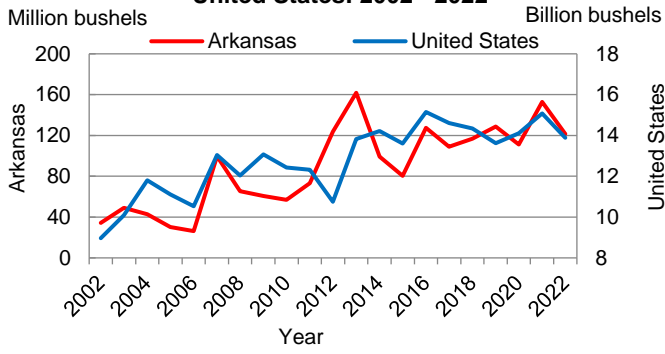
<sup>1</sup> Cotton yield in pounds per acre, production in 480 pound bales.

<sup>2</sup> Rice yield in pounds per acre, production in hundredweight (cwt).

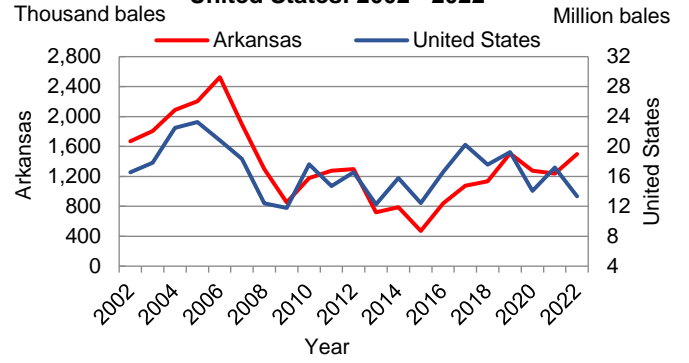


USDA is an equal opportunity provider and employer.

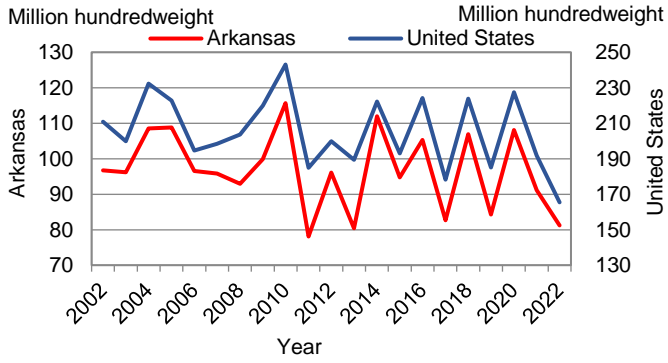
**Corn: Production - Arkansas and United States: 2002 - 2022**



**Upland Cotton: Production - Arkansas and United States: 2002 - 2022**



**All Rice: Production - Arkansas and United States: 2002 - 2022**



**Soybeans: Production - Arkansas and United States: 2002 - 2022**

