



United States Department of Agriculture
National Agricultural Statistics Service



Arkansas Crop Production

Released: October 12, 2023

Delta Region – Arkansas Field Office

10800 Financial Centre Parkway, Suite 110, Little Rock, Arkansas 72211

(501) 228-9926 · (855) 270-2705 FAX · www.nass.usda.gov

Cooperating with the Arkansas Department of Agriculture

This report contains the results from the **2023 October Ag Yield and Objective Yield surveys**. These data are also posted on our web site at <https://www.nass.usda.gov/ar> and in a more detailed report at <https://www.nass.usda.gov>. Thanks to all who responded to these surveys, and to the cotton and soybean producers who allowed objective measurements to be taken in their fields.

**Corn Yield and Production Unchanged from September
Cotton Yield and Production Up from September
Rice Yield and Production Unchanged from September
Soybean Yield and Production Unchanged from September**

Arkansas **corn** for grain production is forecast at 149 million bushels, unchanged from September 1 forecast but up 24 percent from 2022. Based on conditions as of October 1, yield is expected to average 180 bushels per acre, unchanged from last month but up 7 bushels from last year. Harvested acreage for grain is estimated at 830,000 acres, up 135,000 acres from 2022.

Upland cotton production is forecast at 1.25 million bales, up 50,000 bales from the September 1 forecast but 298,000 bales below last year. Based on conditions as of October 1, yield is expected to average 1,188 pounds per harvested acre, up 47 pounds from last month and up 9 pounds from 2022. Harvested acreage is estimated at 505,000 acres, down 125,000 acres from 2022.

Hay production, excluding alfalfa, is forecast at 2.32 million tons, up 6 percent from 2022. Based on conditions as of October 1, yield is expected to average 2.00 tons per acre, unchanged from the August 1 forecast and unchanged from last year. Producers expect to harvest 1.16 million acres of all hay, excluding alfalfa, up 70,000 acres from 2022.

Peanut production is forecast at 170 million pounds, unchanged from the September 1 forecast but up 2 percent from a year ago. Based on conditions as of October 1, yield is expected to average 5,000 pounds per acre, unchanged from last month but down 200 pounds from 2022. Harvested acreage is estimated at 34,000 acres, up 2,000 acres from 2022.

All rice production for the state is forecast at 107 million hundredweight, unchanged from the September 1 forecast but up 33 percent from last year's production of 80.3 million hundredweight. Based on conditions as of October 1, the all rice yield for 2023 is forecast at 7,550 pounds per acre, unchanged from last month but up 140 pounds from last year. Producers expect to harvest 1.41 million acres of rice, up 327,000 acres from 2022.

Soybean production in 2023 is forecast at 156 million bushels, unchanged from the September 1 forecast but down 4 percent from last year. Based on conditions as of October 1, yield is expected to average 53 bushels per acre, unchanged from last month but up 1.0 bushel from last year. Harvested acreage estimated at 2.95 million acres, down 190,000 acres from 2022.

Area Harvested, Yield, and Production - Arkansas and United States: 2022 and Forecasted October 1, 2023

Crop	Unit	Area harvested		Yield			Production	
		2022	2023	2022	2023		2022	2023
					September 1	October 1		
Arkansas		(1,000 acres)	(1,000 acres)	(per acre)	(per acre)	(per acre)	(1,000 units)	(1,000 units)
Corn, for grain	bushels	695.0	830.0	173.00	180.00	180.00	120,235	149,400
Cotton, upland	1	630.0	505.0	1,179.00	1,141.00	1,188.00	1,548	1,250
Hay, excluding alfalfa	tons	1,090.0	1,160.0	2.00	(NA)	2.00	2,180	2,320
Peanuts	pounds	32.0	34.0	5,200.00	5,000.00	5,000.00	166,400	170,000
Rice, all	2	1,084.0	1,411.0	7,410.00	7,550.00	7,550.00	80,340	106,531
Soybeans, for beans	bushels	3,140.0	2,950.0	52.00	53.00	53.00	163,280	156,350
United States		(1,000 acres)	(1,000 acres)	(per acre)	(per acre)	(per acre)	(1,000 units)	(1,000 units)
Corn, for grain	bushels	79,115.0	87,096.0	173.40	173.80	173.00	13,714,676	15,064,420
Cotton, upland	1	7,131.5	7,879.8	942.00	778.00	759.00	13,998	12,461
Hay, excluding alfalfa	tons	34,633.0	36,318.0	1.87	(NA)	1.93	64,843	70,093
Peanuts	pounds	1,383.1	1,599.8	4,008.00	3,953.00	3,905.00	5,542,893	6,247,460
Rice, all	2	2,172.0	2,850.0	7,383.00	7,751.00	7,737.00	160,368	220,508
Soybeans, for beans	bushels	86,169.0	82,791.0	49.60	50.10	49.60	4,270,196	4,104,379

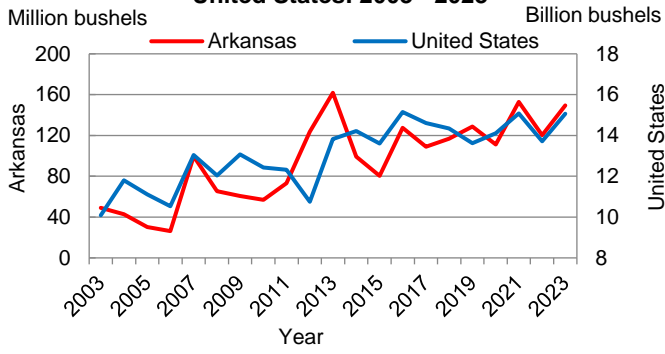
(NA) Not available.

¹ Cotton yield in pounds per acre, production in 480 pound bales.

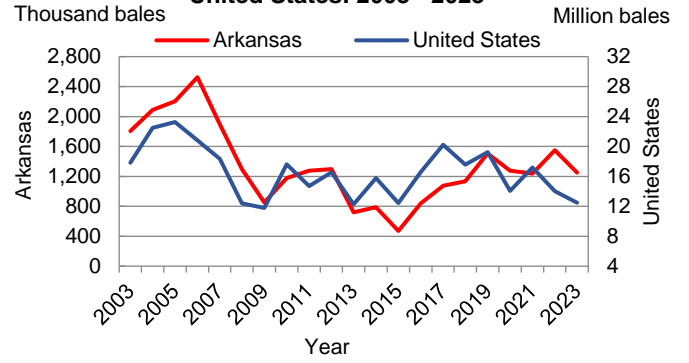
² Rice yield in pounds per acre, production in hundredweight (cwt).



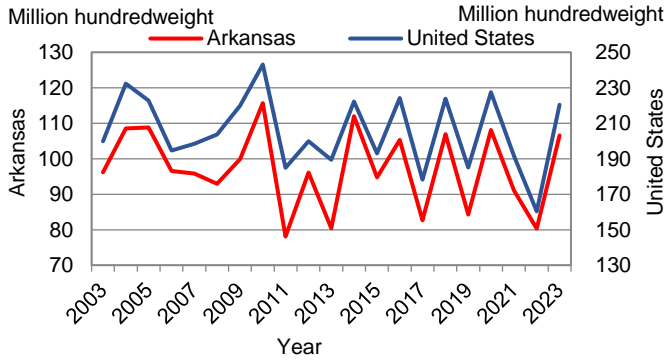
Corn: Production - Arkansas and United States: 2003 - 2023



Upland Cotton: Production - Arkansas and United States: 2003 - 2023



All Rice: Production - Arkansas and United States: 2003 - 2023



Soybean: Production - Arkansas and United States: 2003 - 2023

