



United States Department of Agriculture
National Agricultural Statistics Service



Arkansas Crop Production

Released: August 12, 2024

Delta Region – Arkansas Field Office
10800 Financial Centre Parkway, Suite 110, Little Rock, Arkansas 72211
(501) 228-9926 · (855) 270-2705 FAX · www.nass.usda.gov
Cooperating with the Arkansas Department of Agriculture

This report contains the results from the **2024 August Ag Yield Survey**. These data are also posted on our web site at <https://www.nass.usda.gov/ar> and in a more detailed report at <https://www.nass.usda.gov>. Thanks to all who responded to this survey.

Corn Yield Up but Production Down from 2023
Cotton Yield Down but Production Up from 2023
Rice Yield and Production Up from 2023
Soybean Yield and Production Up from 2023

Arkansas **corn** for grain production is forecast at 90.2 million bushels, down 41 percent from 2023. Based on conditions as of August 1, yield is expected to average 186 bushels per acre, up 3 bushels from last year. Planted acreage is revised to 500,000 acres, down 120,000 acres from June 2024. Harvested acreage for grain is revised from 600,000 to 485,000 acres.

Upland cotton production is forecast at 1.65 million bales, up 21 percent, or 288,000 bales above last year. Based on conditions as of August 1, yield is expected to average 1,238 pounds per harvested acre, down 57 pounds from 2023. Planted acreage is revised to 650,000 acres, down 20,000 acres from June 2024. Producers expect to harvest 640,000 acres of cotton, up 135,000 acres from 2023.

Hay production, excluding alfalfa, is forecast at 2.68 million tons, up 22 percent from 2023. Based on conditions as of August 1, yield is expected to average 2.20 tons per acre, up 0.30 ton from last year. Producers expect to harvest 1.22 million acres of hay, excluding alfalfa, up 60,000 acres from 2023.

Peanut production in 2024 is forecast at 233 million pounds, up 18 percent from last year. Based on conditions as of August 1, yield is expected to average 5,300 pounds per acre, down 500 pounds from last year. Planted acreage is revised to 45,000 acres, up 10,000 acres from June 2024. Harvested acreage is revised from 34,000 to 44,000 acres.

All rice production for the state is forecast at 109 million hundredweight, up 2 percent from last year's production of 107 million hundredweight. Based on conditions as of August 1, the all rice yield for 2024 is forecast at 7,600 pounds per acre, up 50 pounds from last year. All rice planted acreage is revised to 1.45 million acres, up 30,000 acres from June 2024. Breakdown by grain length are: long grain planted area is 1.33 million acres, medium grain planted area is 120,000 acres, and short grain planted area is 1,000 acres. Harvested acreage for all rice is revised to 1.43 million acres, up 30,000 acres from June.

Soybean production in 2024 is forecast at 172 million bushels, up 8 percent from last year. Based on conditions as of August 1, yield is expected to average 57 bushels per acre, up 3 bushels from last year. Planted acreage is 3.05 million acres, unchanged from June 2024. Harvested acreage is 3.02 million acres, up 70,000 acres from last year.

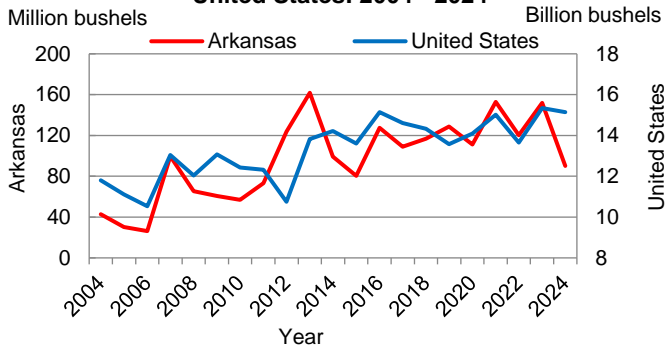
Area Harvested, Yield, and Production - Arkansas and United States: 2023 and Forecasted August 1, 2024

Crop	Unit	Area harvested		Yield		Production	
		2023	2024	2023	2024	2023	2024
Arkansas		(1,000 acres)	(1,000 acres)	(per acre)	(per acre)	(1,000 units)	(1,000 units)
Corn, for grain	bushels	830.0	485.0	183.00	186.00	151,890	90,210
Cotton, upland	1	505.0	640.0	1,295.00	1,238.00	1,362	1,650
Hay, excluding alfalfa	tons	1,160.0	1,220.0	1.90	2.20	2,204	2,684
Peanuts	pounds	34.0	44.0	5,800.00	5,300.00	197,200	233,200
Rice, all	2	1,417.0	1,431.0	7,550.00	7,600.00	106,968	108,756
Soybeans, for beans	bushels	2,950.0	3,020.0	54.00	57.00	159,300	172,140
Winter wheat	bushels	165.0	90.0	57.00	50.00	9,405	4,500
United States		(1,000 acres)	(1,000 acres)	(per acre)	(per acre)	(1,000 units)	(1,000 units)
Corn, for grain	bushels	86,513.0	82,710.0	177.30	183.10	15,341,595	15,146,590
Cotton, upland	1	6,301.8	8,441.6	895.00	828.00	11,750	14,555
Hay, excluding alfalfa	tons	37,187.0	35,904.0	1.85	2.07	68,853	74,450
Peanuts	pounds	1,574.0	1,744.0	3,742.00	3,890.00	5,890,020	6,784,500
Rice, all	2	2,854.0	2,896.0	7,649.00	7,623.00	218,291	220,761
Soybeans, for beans	bushels	82,356.0	86,271.0	50.60	53.20	4,164,677	4,589,190
Winter wheat	bushels	24,683.0	25,593.0	50.60	53.20	1,247,748	1,360,922

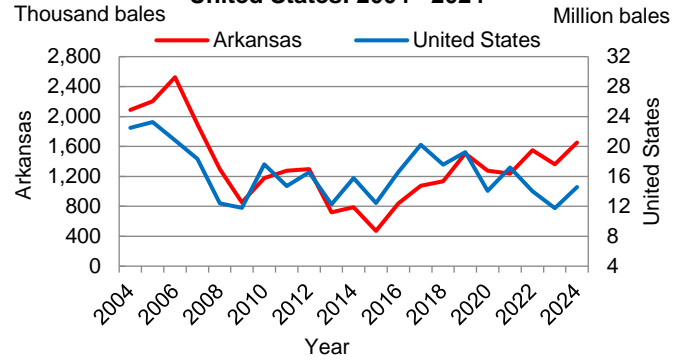
¹ Cotton yield in pounds per acre, production in 480 pound bales.
² Rice yield in pounds per acre, production in hundredweight (cwt).



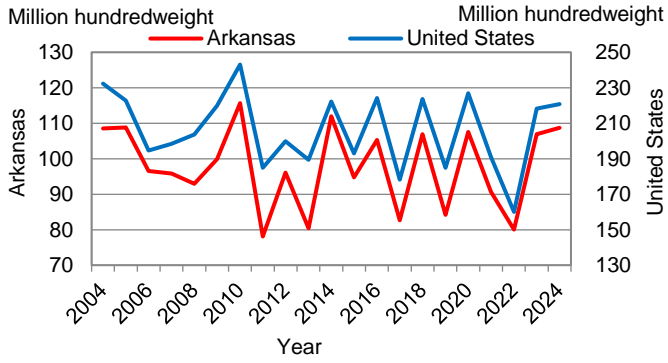
Corn: Production - Arkansas and United States: 2004 - 2024



Upland Cotton: Production - Arkansas and United States: 2004 - 2024



All Rice: Production - Arkansas and United States: 2004 - 2024



Soybean: Production - Arkansas and United States: 2004 - 2024

