



United States Department of Agriculture
National Agricultural Statistics Service



Arkansas Prospective Plantings

Released: March 28, 2024

Delta Region – Arkansas Field Office

10800 Financial Centre Parkway, Suite 110, Little Rock, Arkansas 72211

(501) 228-9926 · (855) 270-2705 FAX · www.nass.usda.gov

Cooperating with the Arkansas Department of Agriculture

This report contains the results from the **2024 March Agricultural Survey**. These data are also posted on our web site at <https://www.nass.usda.gov/ar> and in a more detailed report at <https://www.nass.usda.gov>. Thanks to all who responded to this survey.

Corn Acreage Down 27 Percent

Cotton Acreage Up 6 Percent

Rice Acreage Up 1 Percent

Soybean Acreage Up 4 Percent

Arkansas **corn** producers intend to plant 620,000 acres, down 27 percent from the 850,000 acres planted in 2023.

Upland cotton acreage intentions are at 540,000 acres, up 6 percent from the 510,000 acres planted last year.

All hay acres expected to be harvested in Arkansas are estimated at 1.15 million acres, down 12,000 acres from 2023.

Arkansas **peanut** producers intend to plant 35,000 acres in 2024, unchanged from last year.

All rice intended planted acres for 2024 are estimated at 1.45 million acres, up 1 percent from the 1.44 million acres planted in 2023. Long grain rice acres are up 140,000 acres from last year, but medium grain acres are down 125,000 acres from a year ago.

Soybean producers intend to plant 3.10 million acres in 2024, up 4 percent from last year.

Winter wheat acreage in Arkansas is down 41 percent from last year to an estimated 135,000 acres planted for all purposes in 2024.

Principal Crops: Area Planted and Harvested - Arkansas and United States: 2023 and 2024

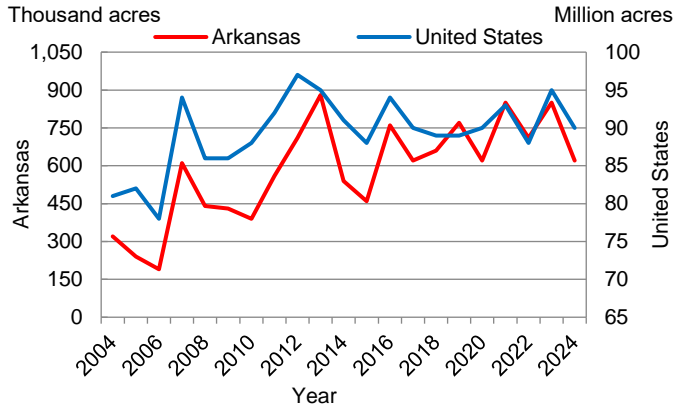
Crop	Arkansas			United States		
	2023	2024 ¹	Percent of previous year	2023	2024 ¹	Percent of previous year
	(1,000 acres)	(1,000 acres)	(percent)	(1,000 acres)	(1,000 acres)	(percent)
Corn	850.0	620.0	73	94,641.0	90,036.0	95
Cotton, upland	510.0	540.0	106	10,083.0	10,470.0	104
Hay, all ²	1,162.0	1,150.0	99	52,821.0	51,562.0	98
Oats ³	8.0	(NA)	(X)	2,555.0	2,318.0	91
Peanuts	35.0	35.0	100	1,645.0	1,651.0	100
Rice, all	1,436.0	1,451.0	101	2,894.0	2,932.0	101
Long grain	1,220.0	1,360.0	111	2,063.0	2,300.0	111
Medium grain	215.0	90.0	42	815.0	604.0	74
Short grain	1.0	1.0	100	16.0	28.0	175
Soybeans	2,980.0	3,100.0	104	83,600.0	86,510.0	103
Wheat, winter	230.0	135.0	59	36,699.0	34,135.0	93

¹ Intended plantings in 2024 as indicated by reports from producers.

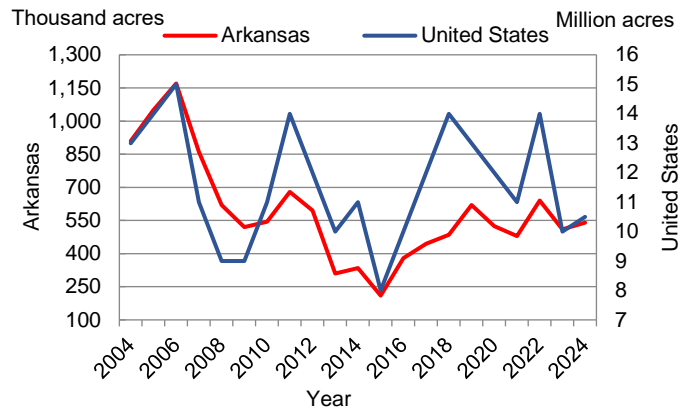
² Intended area for harvest in 2024 as indicated by reports from producers.

³ Arkansas estimates discontinued in 2024.

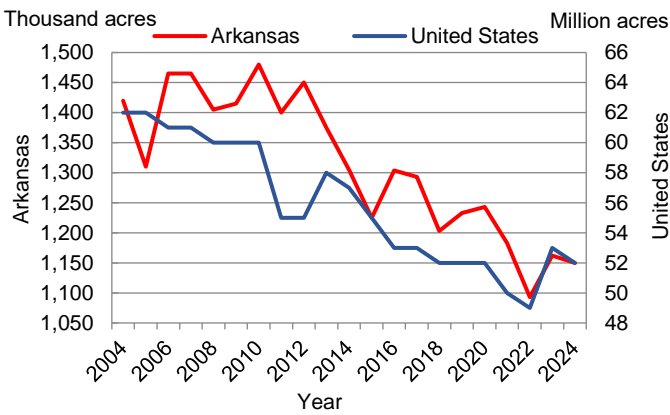
Corn: Area Planted - Arkansas and United States: 2004 - 2024



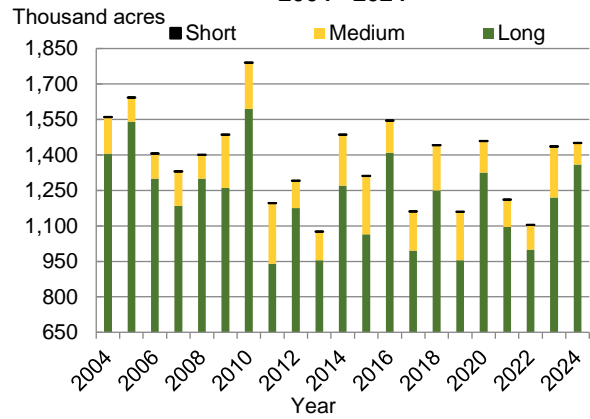
Upland Cotton: Area Planted - Arkansas and United States: 2004 - 2024



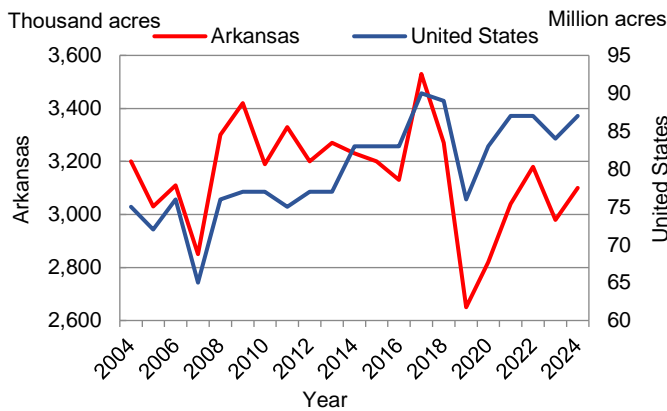
All Hay: Area Harvested - Arkansas and United States: 2004 - 2024



Rice: Area Planted - Arkansas 2004 - 2024



Soybean: Area Planted - Arkansas and United States: 2004 - 2024



Winter Wheat: Area Planted - Arkansas and United States: 2004 - 2024

