

AUGUST 1996 ERRATA TO THE FINAL GRAPE CRUSH REPORT, 1995 CROP

**TABLE 1: STATE TOTALS OF GRAPES FOR CRUSHING BY TYPE AND VARIETY,
WEIGHTED AVERAGE DEGREES BRIX, AND WEIGHTED AVERAGE DOLLARS PER TON, 1994-95**

Type and Variety	Total Tons Crushed		Avg. Brix Crushed		Total Tons Purchased		Avg. Brix Purchased		Wtd. Avg. Dollars Per Ton	
	1995	1994	1995	1994	1995	1994	1995	1994	1995	1994
RAISIN GRAPES:										
THOMPSON SEEDLESS	423,056.1 423,056.1	195,935.3	20.7 20.6	21.4	345,442.3	137,398.5	20.6	21.2	164.10 164.09	117.61
TOTAL RAISIN	431,701.8 431,701.8	196,407.3	20.7	21.4	353,384.7	137,869.2	20.6	21.2	163.84 163.83	117.62
TABLE GRAPES:										
WHITE MALAGA	11,212.1 11,212.0	10,286.9	18.8 18.7	20.2	8,789.6 8,789.5	8,314.7	19.0	20.2	156.03	122.32
OTHER TABLE 1/	60,955.6 60,955.6	15,609.9	21.3	22.8	60,438.5	16,369.8	21.3	22.6	170.40 170.40	121.90
TOTAL TABLE	169,497.6 169,497.5	122,791.7	19.6	19.6	130,357.7 130,357.6	91,088.0	19.6	19.2	162.22 162.18	135.50
WINE GRAPES (WHITE):										
CHARDONNAY	286,839.5 286,989.1	306,381.5	23.1	22.8	208,741.7 208,830.7	209,684.0	23.0	22.7	892.59 893.29	851.04
CHENIN BLANC	181,925.9 187,623.1	209,487.0	19.5	20.0	170,386.0 176,083.3	186,590.8	19.5	19.9	206.30 204.54	173.51
FRENCH COLOMBARD	486,040.4 486,040.4	539,556.8	20.5	20.8	456,261.9	499,076.4	20.5	20.8	167.76 167.84	139.72
GEWURZTRAMINER	4,411.5 4,411.6	6,238.4	22.9	23.2	3,243.5 3,243.6	4,760.8	22.5	23.0	662.49 662.98	588.76
MALVASIA BIANCA	16,201.3 16,201.2	12,946.7	19.2	19.7	11,093.7	9,956.1	19.4	19.9	225.43	216.85
MUSCAT BLANC/M CANELLI	12,491.6 6,794.3	6,718.1	20.5 21.2	21.5	11,560.3 5,863.0	5,658.5	20.3 20.9	21.8	265.41 375.57	328.57
PINOT BLANC	2,829.8 2,842.2	4,697.9	21.8	21.4	1,803.5 1,815.9	2,870.4	21.9	21.3	790.26 793.47	651.74
SAUVIGNON BLANC	64,399.8 64,441.9	70,154.8	22.2	22.1	49,120.3 49,194.4	49,353.3	22.1	22.0	530.29 530.70	502.04
WHITE RIESLING	14,483.6 14,484.7	13,427.1	21.6	21.2	8,585.8 8,586.9	7,975.9	21.6	21.8	484.15 484.17	508.12
TOTAL WHITE	1,174,982.3 1,175,187.4	1,284,060.8	21.0	21.2	1,023,711.0 1,023,887.7	1,080,652.9	20.8	21.0	350.32 350.58	311.64
WINE GRAPES (RED):										
BARBERA	91,226.7 91,233.6	80,167.0	22.6	22.7	80,676.4 80,683.3	60,084.9	22.6	22.7	252.60 252.62	242.90
CABERNET FRANC	8,194.4 8,199.6	8,068.2	23.4	23.4	4,682.8 4,688.0	5,547.1	23.3	23.3	1,090.55 1,091.90	950.82
CABERNET SAUVIGNON	180,405.9 180,504.0	171,686.7	23.5	23.2	141,938.2 142,003.6	134,252.4	23.4	23.1	866.68 867.43	814.37
MALBEC	281.4 282.4	287.1	23.3	23.2	135.7 136.7	150.8	23.3	23.3	1,186.30 1,185.58	1,048.42
MERLOT	73,639.1 73,666.3	54,200.0	23.3	23.2	55,931.6 55,958.8	40,678.4	23.3	23.1	1,096.98 1,097.41	1,106.55
PETITE SIRAH	7,773.9 7,774.0	8,386.5	23.0	22.6	5,727.7 5,727.8	5,916.5	22.8	22.7	646.97 647.32	525.68
PINOT NOIR	28,917.3 28,986.1	31,916.9	22.3	22.1	19,205.7 19,223.4	24,351.8	22.5	22.2	1,018.41 1,018.49	834.53
RUBIRED	68,259.2 68,259.2	62,306.8	21.8	22.5	63,911.8 63,911.9	56,777.6	21.8	22.6	348.95	289.14
SANGIOVETO/SANGIOVESE	2,249.1 2,253.0	1,702.6	23.8	23.2	863.5 867.4	586.2	23.8	23.4	1,229.76 1,231.42	1,148.70
ZINFANDEL	326,694.1 326,694.2	223,669.2	18.6	19.1	280,282.4 280,342.3	177,435.7	18.6	19.3	520.94 521.15	476.55
TOTAL RED	1,051,676.6 1,051,887.9	935,682.6	21.3	21.6	917,926.7 918,114.1	786,850.3	21.2	21.6	515.10 515.38	462.26
TOTAL WINE	2,226,658.9 2,227,075.3	2,219,743.4	21.2	21.4	1,941,637.7 1,942,001.8	1,867,503.2	21.0	21.3	428.22 428.50	375.10
TOTAL ALL VARIETIES	2,827,858.3 2,828,274.6	2,538,942.4	21.0	21.3	2,425,380.1 2,425,744.1	2,096,460.4	20.9	21.2	375.40 375.63	347.76

1/ OTHER CATEGORIES INCLUDE MINOR VARIETIES AS WELL AS MIXED VARIETIES.

AUGUST 1996 ERRATA TO THE FINAL GRAPE CRUSH REPORT, 1995 CROP

**TABLE 2: TONS OF GRAPES CRUSHED BY CALIFORNIA PROCESSORS
FROM THE 1995 CROP BY TYPE, VARIETY, AND REPORTING DISTRICT WHERE GROWN, WITH COMPARISONS**

Type and Variety	1	2	3	4	5	6	7	8	9	10
	----- TONS -----									
RAISIN GRAPES:										
THOMPSON SEEDLESS	0.0	0.0	0.0	0.0	0.0	0.0	0.0	254.4	0.0	0.0
	0.0	0.0	0.0	0.0	0.0	0.0	0.0	254.4	0.0	0.0
TOTAL RAISIN	0.0	0.0	0.0	0.0	0.0	0.0	0.0	254.4	0.0	0.0
	0.0	0.0	0.0	0.0	0.0	0.0	0.0	254.4	0.0	0.0
TABLE GRAPES:										
WHITE MALAGA	0.0	0.0	0.0	0.0	0.0	0.0	0.0	0.0	0.0	0.0
	0.0	0.0	0.0	0.0	0.0	0.0	0.0	0.0	0.0	0.0
OTHER TABLE <u>1/</u>	0.0	0.0	0.0	0.0	0.0	0.0	7.2	0.0	0.0	0.0
	0.0	0.0	0.0	0.0	0.0	0.0	7.2	0.0	0.0	0.0
TOTAL TABLE	0.0	23.1	0.0	1.1	0.0	0.0	7.2	47.2	22.5	0.0
	0.0	23.1	0.0	1.1	0.0	0.0	7.2	47.2	22.5	0.0
WINE GRAPES (WHITE):										
CHARDONNAY	18,712.0	1,906.7	50,186.0	29,418.0	4,034.7	3,272.3	33,188.4	22,861.3	5,276.3	1,157.7
	18,712.6	1,906.7	50,318.8	29,426.1	4,034.7	3,272.3	33,197.3	22,861.3	5,276.3	1,157.7
CHENIN BLANC	1,821.0	56.8	1,083.4	1,966.9	175.8	113.0	5,909.8	1,733.2	1,027.0	23.5
	1,821.0	56.8	1,083.4	1,966.9	175.8	113.0	5,909.8	1,733.2	1,027.0	23.5
FRENCH COLOMBARD	1,347.3	0.0	2,563.7	31.7	255.3	141.6	537.2	23.9	2,288.5	73.9
	1,347.3	0.0	2,563.7	31.7	255.3	141.6	537.2	23.9	2,288.5	73.9
GEWURZTRAMINER	1,525.4	0.0	1,006.7	107.1	0.0	8.8	1,115.2	632.2	3.1	9.2
	1,525.5	0.0	1,006.7	107.1	0.0	8.8	1,115.2	632.2	3.1	9.2
GRAY RIESLING	56.6	8.9	64.5	154.3	3.1	107.6	135.5	15.2	0.0	0.0
	56.6	0.0	73.4	154.3	3.1	107.6	135.5	15.2	0.0	0.0
MALVASIA BIANCA	0.0	0.0	0.0	7.8	0.0	2.5	630.7	0.0	0.0	0.0
	0.0	0.0	0.0	7.8	0.0	2.5	630.7	0.0	0.0	0.0
MUSCAT BLANC/M CANELLI	102.3	133.9	175.1	116.9	16.0	1.3	654.3	675.9	4.3	75.1
	102.3	133.9	175.1	116.9	16.0	1.3	654.3	675.9	4.3	75.1
PINOT BLANC	143.4	0.0	446.0	195.6	0.0	0.0	1,615.7	307.3	0.0	0.0
	143.4	0.0	446.0	195.6	0.0	0.0	1,628.1	307.3	0.0	0.0
SAUVIGNON BLANC	3,791.5	3,453.9	7,268.5	8,224.4	1,239.6	255.5	4,565.1	5,866.5	1,087.6	657.5
	3,791.5	3,453.9	7,268.5	8,266.2	1,239.6	255.5	4,565.1	5,866.5	1,087.6	657.5
WHITE RIESLING	554.4	203.8	558.5	463.8	16.7	5.1	6,693.0	1,057.9	56.0	26.8
	555.5	203.8	558.5	463.8	16.7	5.1	6,693.0	1,057.9	56.0	26.8
TOTAL WHITE	28,575.6	5,972.1	64,765.3	41,909.0	6,082.6	4,338.6	55,800.7	34,257.6	10,261.1	2,183.9
	28,577.4	5,963.2	64,907.0	41,958.4	6,082.6	4,338.6	55,822.0	34,257.6	10,261.1	2,183.9
WINE GRAPES (RED):										
BARBERA	59.9	28.7	116.5	1.5	2.1	11.3	44.5	5.5	599.3	342.0
	59.9	28.7	116.5	1.5	2.1	18.2	44.5	5.5	599.3	342.0
CABERNET FRANC	279.0	147.4	2,098.2	2,531.9	1.3	60.4	789.2	571.2	9.9	220.1
	279.0	147.4	2,098.2	2,537.1	1.3	60.4	789.2	571.2	9.9	220.1
CABERNET SAUVIGNON	6,197.5	3,703.1	24,601.7	33,277.7	1,376.2	869.3	15,090.4	17,001.2	2,482.8	1,022.5
	6,197.1	3,703.1	24,604.7	33,365.2	1,376.2	877.3	15,090.4	17,001.2	2,482.8	1,022.5
MALBEC	0.3	4.7	127.2	136.7	0.0	0.0	9.6	1.2	0.0	1.7
	0.3	4.7	127.2	137.7	0.0	0.0	9.6	1.2	0.0	1.7
MERLOT	1,837.5	613.0	12,726.8	11,625.0	772.7	898.8	3,964.9	3,039.8	1,648.2	344.6
	1,837.5	613.0	12,726.8	11,637.6	783.0	904.0	3,964.9	3,039.8	1,648.2	344.6
PETITE SIRAH	1,157.3	99.8	633.8	694.8	51.0	87.0	1,747.4	564.2	130.6	43.5
	1,157.4	99.8	633.8	694.8	51.0	87.0	1,747.4	564.2	130.6	43.5
PINOT NOIR	2,610.1	0.0	12,462.9	7,368.8	121.3	186.1	4,733.2	1,338.6	10.8	10.1
	2,610.1	0.0	12,514.0	7,368.8	121.3	186.1	4,750.9	1,338.6	10.8	10.1
RUBIRED	0.0	0.0	0.0	0.0	0.0	0.0	0.0	0.0	0.0	0.0
	0.0	0.0	0.0	0.0	0.0	0.0	0.0	0.0	0.0	0.0
SANGIOVETO/SANGIOVESE	172.0	2.8	469.7	772.3	22.3	49.0	71.3	152.5	22.3	210.3
	172.0	2.8	469.7	772.3	26.2	49.0	71.3	152.5	22.3	210.3
ZINFANDEL	8,309.2	1,944.9	18,581.7	8,833.4	758.9	1,435.5	7,734.5	9,936.5	21,873.0	7,036.6
	8,309.3	1,944.9	18,581.7	8,833.4	758.9	1,435.5	7,734.5	9,936.5	21,873.0	7,036.6
TOTAL RED	26,603.5	6,617.2	75,277.7	67,931.4	4,029.6	4,742.5	36,664.5	34,590.3	30,322.5	9,699.7
	26,603.3	6,617.2	75,331.8	68,036.8	4,043.8	4,962.6	36,682.2	34,590.3	30,322.5	9,699.7
TOTAL WINE	55,179.4	12,589.3	140,043.0	109,840.4	10,112.2	9,281.1	92,465.2	68,847.9	40,583.6	11,883.6
	55,180.7	12,580.4	140,238.8	109,995.2	10,126.4	9,301.2	92,504.2	68,847.9	40,583.6	11,883.6
TOTAL ALL VARIETIES	55,179.4	12,612.4	140,043.0	109,841.5	10,112.2	9,281.1	92,472.4	69,149.5	40,606.1	11,883.6
	55,180.7	12,603.5	140,238.8	109,996.3	10,126.4	9,301.2	92,511.4	69,149.5	40,606.1	11,883.6

AUGUST 1996 ERRATA TO THE FINAL GRAPE CRUSH REPORT, 1995 CROP

**TABLE 2: TONS OF GRAPES CRUSHED BY CALIFORNIA PROCESSORS
FROM THE 1995 CROP BY TYPE, VARIETY, AND REPORTING DISTRICT WHERE GROWN, WITH COMPARISONS (CONT'D.)**

Type and Variety	11	12	13	14	15	16	17	1995 State Total	1994 State Total	
	----- TONS -----									
RAISIN GRAPES:										
THOMPSON SEEDLESS	111.2	7,569.4	312,769.7	102,351.4	0.0	0.0	0.0	423,056.1	195,935.3	
	111.2	7,569.4	314,919.3	100,201.8	0.0	0.0	0.0	423,056.1	195,935.3	
TOTAL RAISIN	111.2	7,569.4	321,340.2	102,426.6	0.0	0.0	0.0	431,701.8	196,407.3	
	111.2	7,569.4	323,489.8	100,277.0	0.0	0.0	0.0	431,701.8	196,407.3	
TABLE GRAPES:										
WHITE MALAGA	0.0	0.0	2,636.5	8,575.6	0.0	0.0	0.0	11,212.1	10,286.9	
	0.0	0.0	3,292.6	7,919.4	0.0	0.0	0.0	11,212.0	10,286.9	
OTHER TABLE ^{1/}	0.0	629.1	40,122.7	17,501.1	2,695.5	0.0	0.0	60,955.6	15,609.9	
	0.0	629.1	40,308.4	17,315.4	2,695.5	0.0	0.0	60,955.6	15,609.9	
TOTAL TABLE	47,105.5	708.9	48,182.8	70,783.4	2,695.5	0.4	0.0	169,497.6	122,791.7	
	47,105.5	708.9	49,024.6	69,861.5	2,695.5	0.4	0.0	169,497.5	122,791.7	
WINE GRAPES (WHITE):										
CHARDONNAY	60,055.2	26,512.3	9,117.8	2,502.1	6.2	3,354.8	15,276.9	206,839.5	306,381.5	
	60,055.2	26,512.3	9,117.8	2,502.1	6.2	3,354.8	15,276.9	286,989.1	306,381.5	
CHENIN BLANC	9,355.0	30,300.6	88,559.3	34,659.8	0.0	140.4	5,000.4	181,925.9	209,487.0	
	9,355.0	30,300.6	97,099.8	31,816.5	0.0	140.4	5,000.4	187,623.1	209,487.0	
FRENCH COLOMBARD	16,004.4	66,817.1	208,608.5	106,795.8	0.0	0.0	441.5	486,040.4	539,556.8	
	16,004.4	66,817.1	296,963.3	98,551.0	0.0	0.0	441.5	486,040.4	539,556.8	
GEWURZTRAMINER	0.0	0.0	0.0	0.0	0.0	3.8	0.0	4,411.5	6,238.4	
	0.0	0.0	0.0	0.0	0.0	3.8	0.0	4,411.6	6,238.4	
GRAY RIESLING	156.3	0.0	0.0	0.0	0.0	0.0	0.0	702.0	860.1	
	156.3	0.0	0.0	0.0	0.0	0.0	0.0	702.0	860.1	
MALVASIA BIANCA	1,610.4	9,627.1	2,689.4	1,633.3	0.0	0.0	0.1	16,201.3	12,946.7	
	1,610.4	9,627.1	2,996.2	1,326.4	0.0	0.0	0.1	16,201.2	12,946.7	
MUSCAT BLANC/M CANELLI	48.1	59.5	10,212.6	175.7	0.0	40.6	0.0	12,491.6	6,718.1	
	48.1	59.5	4,515.3	175.7	0.0	40.6	0.0	6,794.3	6,718.1	
PINOT BLANC	0.0	0.0	0.0	0.0	29.4	92.4	0.0	2,829.8	4,697.9	
	0.0	0.0	0.0	0.0	29.4	92.4	0.0	2,842.2	4,697.9	
SAUVIGNON BLANC	14,883.5	9,541.7	1,400.8	705.5	0.1	512.7	945.7	64,399.8	70,154.8	
	14,883.5	9,541.7	1,400.8	705.5	0.1	512.7	945.7	64,441.9	70,154.8	
WHITE RIESLING	173.4	0.0	653.0	3,856.8	0.0	164.4	0.0	14,483.6	13,427.1	
	173.4	0.0	653.0	3,856.8	0.0	164.4	0.0	14,484.7	13,427.1	
TOTAL WHITE	120,161.4	148,109.3	439,024.6	186,529.6	248.7	4,404.6	22,357.6	1,174,982.3	1,284,060.8	
	120,161.4	148,109.3	450,529.4	175,024.6	248.7	4,404.6	22,357.6	1,175,187.4	1,284,060.8	
WINE GRAPES (RED):										
BARBERA	658.6	13,154.4	62,197.5	13,981.3	23.0	0.0	0.6	91,236.7	80,167.0	
	658.6	13,154.4	62,197.5	13,981.3	23.0	0.0	0.6	91,233.6	80,167.0	
CABERNET FRANC	1,473.9	0.0	0.0	0.0	0.1	11.8	0.0	8,194.4	8,068.2	
	1,473.9	0.0	0.0	0.0	0.1	11.8	0.0	8,199.6	8,068.2	
CABERNET SAUVIGNON	47,349.9	12,437.6	2,566.2	10,323.8	12.1	393.6	1,760.3	180,405.9	171,686.7	
	47,349.9	12,437.6	3,440.2	9,389.8	12.1	393.6	1,760.3	180,504.0	171,686.7	
MALBEC	0.0	0.0	0.0	0.0	0.0	0.0	0.0	281.4	287.1	
	0.0	0.0	0.0	0.0	0.0	0.0	0.0	282.4	287.1	
MERLOT	16,845.3	9,624.7	5,160.9	1,371.3	0.5	165.6	2,998.6	73,639.1	54,200.0	
	16,845.3	9,624.7	5,160.9	1,371.3	0.5	165.6	2,998.6	73,666.3	54,200.0	
PETITE SIRAH	840.6	673.3	504.8	221.0	0.0	27.9	296.9	7,773.9	8,386.5	
	840.6	673.3	504.8	221.0	0.0	27.9	296.9	7,774.0	8,386.5	
PINOT NOIR	0.0	0.0	36.0	39.4	0.0	0.0	0.0	28,917.3	31,916.9	
	0.0	0.0	36.0	39.4	0.0	0.0	0.0	28,986.1	31,916.9	
RUBIRED	198.3	2,936.8	34,034.0	31,090.1	0.0	0.0	0.0	68,259.2	62,306.8	
	198.3	2,936.8	34,339.9	30,784.2	0.0	0.0	0.0	68,259.2	62,306.8	
SANGIOVETO/SANGIOVESE	0.5	212.4	0.0	0.0	0.0	86.5	5.2	2,249.1	1,702.6	
	0.5	212.4	0.0	0.0	0.0	86.5	5.2	2,253.0	1,702.6	
ZINFANDEL	113,019.0	48,463.2	49,424.1	26,984.5	910.7	291.0	1,157.4	326,694.1	223,669.2	
	113,019.0	48,463.2	49,754.5	26,654.1	910.7	291.0	1,157.4	326,694.2	223,669.2	
TOTAL RED	191,935.8	127,950.2	291,021.2	135,154.2	1,357.8	1,219.0	6,359.5	1,051,676.6	935,682.6	
	191,935.8	127,950.2	292,591.5	133,583.9	1,357.8	1,219.0	6,359.5	1,051,887.9	935,682.6	
TOTAL WINE	312,097.2	276,059.5	730,045.8	321,683.8	1,606.5	5,623.6	28,717.1	2,226,658.9	2,219,743.4	
	312,097.2	276,059.5	743,120.9	308,608.5	1,606.5	5,623.6	28,717.1	2,227,075.3	2,219,743.4	
TOTAL ALL VARIETIES	359,313.9	284,337.8	1,099,560.8	494,813.8	4,302.0	5,624.0	28,717.1	2,827,050.3	2,538,942.4	
	359,313.9	284,337.8	1,115,635.3	478,747.0	4,302.0	5,624.0	28,717.1	2,828,274.6	2,538,942.4	

1/ OTHER CATEGORIES INCLUDE MINOR VARIETIES AS WELL AS MIXED VARIETIES.

AUGUST 1996 ERRATA TO THE FINAL GRAPE CRUSH REPORT, 1995 CROP

TABLE 4: TONS OF GRAPES PURCHASED FOR WINE, CONCENTRATE, JUICE, VINEGAR, AND BEVERAGE BRANDY BY CALIFORNIA PROCESSORS FROM THE 1995 CROP BY TYPE, VARIETY, AND REPORTING DISTRICT WHERE GROWN, WITH COMPARISONS

Type and Variety	1	2	3	4	5	6	7	8	9	10
	----- TONS -----									
RAISIN GRAPES:										
THOMPSON SEEDLESS	0.0	0.0	0.0	0.0	0.0	0.0	0.0	0.0	0.0	0.0
	0.0	0.0	0.0	0.0	0.0	0.0	0.0	0.0	0.0	0.0
TOTAL RAISIN	0.0	0.0	0.0	0.0	0.0	0.0	0.0	0.0	0.0	0.0
	0.0	0.0	0.0	0.0	0.0	0.0	0.0	0.0	0.0	0.0
TABLE GRAPES:										
WHITE MALAGA	0.0	0.0	0.0	0.0	0.0	0.0	0.0	0.0	0.0	0.0
	0.0	0.0	0.0	0.0	0.0	0.0	0.0	0.0	0.0	0.0
OTHER TABLE ^{1/}	0.0	0.0	0.0	0.0	0.0	0.0	7.2	0.0	0.0	0.0
	0.0	0.0	0.0	0.0	0.0	0.0	7.2	0.0	0.0	0.0
TOTAL TABLE	0.0	0.0	0.0	0.0	0.0	0.0	7.2	0.0	22.5	0.0
	0.0	0.0	0.0	0.0	0.0	0.0	7.2	0.0	22.5	0.0
WINE GRAPES (WHITE):										
CHARDONNAY	14,705.8	909.9	32,434.4	17,968.8	3,986.5	1,601.9	14,850.0	13,473.9	3,590.6	853.2
	14,706.4	909.9	32,434.4	18,018.4	3,986.5	1,601.9	14,877.3	13,485.4	3,590.6	853.2
CHENIN BLANC	1,700.2	47.7	1,083.4	1,259.4	175.5	100.5	4,637.1	899.6	716.6	0.0
	1,700.2	47.7	1,083.4	1,259.4	175.5	100.5	4,637.1	899.6	716.6	0.0
FRENCH COLOMBARD	1,184.0	0.0	2,131.4	30.7	227.4	3.4	470.9	23.9	2,288.5	66.4
	1,184.0	0.0	2,131.4	30.7	227.4	3.4	470.9	23.9	2,288.5	66.4
GEWURZTRAMINER	1,447.0	0.0	813.5	30.5	0.0	8.8	732.2	203.6	0.0	7.1
	1,447.9	0.0	813.5	30.5	0.0	8.8	732.2	203.6	0.0	7.1
GRAY RIESLING	56.6	0.0	59.4	0.0	3.1	49.2	135.5	15.2	0.0	0.0
	56.6	0.0	68.3	0.0	3.1	49.2	135.5	15.2	0.0	0.0
MALVASIA BIANCA	0.0	0.0	0.0	0.6	0.0	0.0	220.7	0.0	0.0	0.0
	0.0	0.0	0.0	0.6	0.0	0.0	220.7	0.0	0.0	0.0
MUSCAT BLANC/M CANELLI	94.0	102.2	141.9	63.0	0.0	0.0	320.8	569.9	4.3	59.8
	94.0	102.2	141.9	63.0	0.0	0.0	320.8	569.9	4.3	59.8
PINOT BLANC	143.4	0.0	423.6	92.2	0.0	0.0	954.5	155.8	0.0	0.0
	143.4	0.0	423.6	92.2	0.0	0.0	966.9	155.8	0.0	0.0
SAUVIGNON BLANC	3,354.6	3,254.3	4,473.0	5,640.3	1,225.4	34.3	2,194.5	4,667.7	217.0	550.4
	3,354.6	3,254.3	4,473.0	5,722.4	1,225.4	34.3	2,194.5	4,667.7	217.0	550.4
WHITE RIESLING	530.4	203.8	528.8	332.7	0.0	0.0	3,569.0	639.3	33.9	11.3
	539.5	203.8	528.8	332.7	0.0	0.0	3,569.0	639.3	33.9	11.3
TOTAL WHITE	23,603.2	4,560.5	42,727.0	26,157.4	5,939.5	1,950.0	20,216.2	21,372.5	7,045.3	1,626.8
	23,605.0	4,559.6	42,736.7	26,280.8	5,939.5	1,950.0	28,255.9	21,384.0	7,045.3	1,626.8
WINE GRAPES (RED):										
BARBERA	59.9	0.0	90.1	1.5	0.0	11.3	11.9	4.2	0.0	183.0
	59.9	0.0	90.1	1.5	0.0	18.2	11.9	4.2	0.0	183.0
CABERNET FRANC	277.5	109.8	1,227.7	1,418.7	0.0	10.8	495.3	248.9	3.7	105.2
	277.5	109.8	1,227.7	1,423.9	0.0	10.8	495.3	248.9	3.7	105.2
CABERNET SAUVIGNON	5,850.8	2,286.9	15,290.7	20,433.8	1,354.6	340.2	11,677.4	12,846.7	2,247.2	762.1
	5,850.4	2,286.9	15,293.7	20,497.4	1,354.6	340.2	11,677.4	12,846.7	2,247.2	762.1
MALBEC	0.0	0.0	43.6	91.5	0.0	0.0	0.0	0.6	0.0	0.0
	0.0	0.0	43.6	92.5	0.0	0.0	0.0	0.6	0.0	0.0
MERLOT	1,578.7	516.5	8,381.5	7,175.3	735.9	692.0	1,822.0	2,288.2	1,615.5	160.7
	1,578.7	516.5	8,381.5	7,187.0	746.2	697.2	1,822.0	2,288.2	1,615.5	160.7
PETITE SIRAH	1,051.1	15.3	315.8	510.6	51.0	18.5	748.4	429.5	130.6	13.1
	1,051.2	15.3	315.8	510.6	51.0	18.5	748.4	429.5	130.6	13.1
PINOT NOIR	1,813.5	0.0	8,054.9	4,898.5	121.3	124.6	3,201.3	900.3	8.1	7.8
	1,813.5	0.0	8,054.9	4,898.5	121.3	124.6	3,219.0	900.3	8.1	7.8
RUBIRED	0.0	0.0	0.0	0.0	0.0	0.0	0.0	0.0	0.0	0.0
	0.0	0.0	0.0	0.0	0.0	0.0	0.0	0.0	0.0	0.0
SANGIOVETO/SANGIOVESE	147.3	0.0	233.4	206.5	11.5	20.9	42.0	36.2	21.7	81.6
	147.3	0.0	233.4	206.5	15.4	20.9	42.0	36.2	21.7	81.6
ZINFANDEL	7,448.7	954.4	16,416.1	7,522.4	732.9	1,197.0	2,682.2	8,105.7	690.4	6,568.4
	7,486.7	954.4	16,416.1	7,522.4	732.9	1,197.0	2,704.1	8,105.7	690.4	6,568.4
TOTAL RED	23,064.3	3,951.7	52,451.3	44,134.0	3,000.0	3,591.6	22,721.1	26,187.4	7,671.3	8,125.3
	23,902.0	3,951.7	52,454.3	44,216.3	3,895.0	3,603.7	22,760.7	26,187.4	7,671.3	8,125.3
TOTAL WINE	47,467.5	8,520.2	95,179.1	70,291.9	9,820.3	5,541.6	50,937.3	47,559.9	14,716.6	9,752.1
	47,507.0	8,511.3	95,191.0	70,497.1	9,834.5	5,553.7	51,016.6	47,571.4	14,716.6	9,752.1
TOTAL ALL VARIETIES	47,467.5	8,520.2	95,179.1	70,291.9	9,820.3	5,541.6	50,944.5	47,559.9	14,739.1	9,752.1
	47,507.0	8,511.3	95,191.0	70,497.1	9,834.5	5,553.7	51,023.8	47,571.4	14,739.1	9,752.1

AUGUST 1996 ERRATA TO THE FINAL GRAPE CRUSH REPORT, 1995 CROP

TABLE 4: TONS OF GRAPES PURCHASED FOR WINE, CONCENTRATE, JUICE, VINEGAR, AND BEVERAGE BRANDY BY CALIFORNIA PROCESSORS FROM THE 1995 CROP BY TYPE, VARIETY, AND REPORTING DISTRICT WHERE GROWN, WITH COMPARISONS (CONT'D.)

Type and Variety	11	12	13	14	15	16	17	1995 State Total	1994 State Total
	----- TONS -----								
RAISIN GRAPES:									
THOMPSON SEEDLESS	12.2	7,551.0	289,244.0	48,635.1	0.0	0.0	0.0	345,442.3	137,398.5
	12.2	7,551.0	291,386.3	46,492.8	0.0	0.0	0.0	345,442.3	137,398.5
TOTAL RAISIN	12.2	7,551.0	289,244.0	48,710.3	0.0	0.0	0.0	353,384.7	137,869.2
	12.2	7,551.0	299,253.5	46,568.0	0.0	0.0	0.0	353,384.7	137,869.2
TABLE GRAPES:									
WHITE MALAGA	0.0	0.0	2,455.6	6,334.0	0.0	0.0	0.0	8,789.6	8,314.7
	0.0	0.0	3,107.9	5,681.6	0.0	0.0	0.0	8,789.5	8,314.7
OTHER TABLE ^{1/}	0.0	627.8	39,918.6	17,189.4	2,695.5	0.0	0.0	60,438.5	16,369.8
	0.0	627.8	40,104.1	17,003.9	2,695.5	0.0	0.0	60,438.5	16,369.8
TOTAL TABLE	42,135.2	707.6	46,220.6	30,569.4	2,695.5	0.0	0.0	130,357.7	91,088.0
	42,135.2	707.6	47,058.4	37,731.2	2,695.5	0.0	0.0	130,357.6	91,088.0
WINE GRAPES (WHITE):									
CHARDONNAY	57,428.9	21,540.7	8,832.1	2,344.7	0.0	2,339.4	11,880.9	200,741.7	209,684.0
	57,428.9	21,540.7	8,832.1	2,344.7	0.0	2,339.4	11,880.9	208,830.7	209,684.0
CHENIN BLANC	9,323.8	29,173.1	89,551.4	32,794.2	0.0	0.0	4,923.5	170,306.0	186,590.8
	9,323.8	29,173.1	92,078.0	29,964.9	0.0	0.0	4,923.5	176,083.3	186,590.8
FRENCH COLOMBARD	15,924.4	62,398.0	270,151.6	92,921.2	0.0	0.0	440.1	456,261.9	499,076.4
	15,924.4	62,398.0	286,439.2	84,633.6	0.0	0.0	440.1	456,261.9	499,076.4
GEWURZTRAMINER	0.0	0.0	0.0	0.0	0.0	0.0	0.0	3,243.5	4,760.8
	0.0	0.0	0.0	0.0	0.0	0.0	0.0	3,243.6	4,760.8
GRAY RIESLING	155.8	0.0	0.0	0.0	0.0	0.0	0.0	483.7	460.7
	155.8	0.0	0.0	0.0	0.0	0.0	0.0	483.7	460.7
MALVASIA BIANCA	1,600.6	4,975.3	2,665.3	1,631.2	0.0	0.0	0.0	11,093.7	9,956.1
	1,600.6	4,975.3	2,970.1	1,326.4	0.0	0.0	0.0	11,093.7	9,956.1
MUSCAT BLANC/M CANELLI	48.1	59.5	9,902.4	175.7	0.0	18.7	0.0	11,560.3	5,658.5
	48.1	59.5	4,205.1	175.7	0.0	18.7	0.0	5,863.0	5,658.5
PINOT BLANC	0.0	0.0	0.0	0.0	0.0	34.0	0.0	1,803.5	2,870.4
	0.0	0.0	0.0	0.0	0.0	34.0	0.0	1,815.9	2,870.4
SAUVIGNON BLANC	13,260.6	7,194.3	1,224.8	705.5	0.0	172.6	943.0	49,120.3	49,353.3
	13,260.6	7,194.3	1,224.8	705.5	0.0	172.6	943.0	49,194.4	49,353.3
WHITE RIESLING	5.9	0.0	653.0	1,956.8	0.0	112.9	0.0	8,585.8	7,975.9
	5.9	0.0	653.0	1,956.8	0.0	112.9	0.0	8,586.9	7,975.9
TOTAL WHITE	115,999.5	126,767.5	421,200.9	174,779.4	181.2	2,697.4	18,878.2	1,023,711.0	1,080,652.9
	115,999.5	126,767.5	432,622.6	163,357.7	181.2	2,697.4	18,878.2	1,023,887.7	1,080,652.9
WINE GRAPES (RED):									
BARBERA	656.9	9,360.6	59,958.1	10,315.9	23.0	0.0	0.0	80,676.4	60,084.9
	656.9	9,360.6	59,958.1	10,315.9	23.0	0.0	0.0	80,683.3	60,084.9
CABERNET FRANC	782.3	0.0	0.0	0.0	0.0	2.9	0.0	4,682.8	5,547.1
	782.3	0.0	0.0	0.0	0.0	2.9	0.0	4,688.0	5,547.1
CABERNET SAUVIGNON	42,679.5	12,384.6	2,337.0	9,971.2	0.0	283.5	1,192.0	141,930.2	134,252.4
	42,679.5	12,384.6	3,269.0	9,038.4	0.0	283.5	1,192.0	142,003.6	134,252.4
MALBEC	0.0	0.0	0.0	0.0	0.0	0.0	0.0	135.7	150.8
	0.0	0.0	0.0	0.0	0.0	0.0	0.0	136.7	150.8
MERLOT	14,350.9	8,550.3	4,383.9	1,371.3	0.0	123.4	2,185.5	55,931.6	40,678.4
	14,350.9	8,550.3	4,383.9	1,371.3	0.0	123.4	2,185.5	55,958.8	40,678.4
PETITE SIRAH	779.8	668.8	504.4	220.3	0.0	4.7	265.8	5,727.7	5,916.5
	779.8	668.8	504.4	220.3	0.0	4.7	265.8	5,727.8	5,916.5
PINOT NOIR	0.0	0.0	36.0	39.4	0.0	0.0	0.0	19,205.7	24,351.8
	0.0	0.0	36.0	39.4	0.0	0.0	0.0	19,223.4	24,351.8
RUBIRED	198.3	2,000.7	32,050.0	20,062.0	0.0	0.0	0.0	63,911.0	56,777.6
	198.3	2,000.7	33,154.7	28,558.2	0.0	0.0	0.0	63,911.9	56,777.6
SANGIOVETO/SANGIOVESE	0.0	0.0	0.0	0.0	0.0	62.4	0.0	863.5	586.2
	0.0	0.0	0.0	0.0	0.0	62.4	0.0	867.4	586.2
ZINFANDEL	107,336.6	47,832.4	47,387.9	23,118.4	899.4	258.5	1,131.0	280,282.4	177,435.7
	107,336.6	47,832.4	47,717.4	22,788.9	899.4	258.5	1,131.0	280,342.3	177,435.7
TOTAL RED	186,928.1	119,295.5	277,045.0	130,210.7	1,305.5	867.8	4,886.5	917,926.7	786,850.3
	186,928.1	119,295.5	279,411.2	128,651.8	1,305.5	867.8	4,886.5	918,114.1	786,850.3
TOTAL WINE	302,927.6	246,063.0	699,045.9	304,998.1	1,486.7	3,565.2	23,764.7	1,941,637.7	1,867,503.2
	302,927.6	246,063.0	712,033.8	292,009.5	1,486.7	3,565.2	23,764.7	1,942,001.8	1,867,503.2
TOTAL ALL VARIETIES	345,075.0	254,321.6	1,042,377.7	392,277.5	4,182.2	3,565.2	23,764.7	2,425,300.1	2,096,460.4
	345,075.0	254,321.6	1,058,345.7	376,308.7	4,182.2	3,565.2	23,764.7	2,425,744.1	2,096,460.4

^{1/} OTHER CATEGORIES INCLUDE MINOR VARIETIES AS WELL AS MIXED VARIETIES.

AUGUST 1996 ERRATA TO THE FINAL GRAPE CRUSH REPORT, 1995 CROP

TABLE 6: WEIGHTED AVERAGE GROWER RETURNS PER TON DELIVERED BASIS PURCHASED FOR WINE, CONCENTRATE, JUICE, VINEGAR, AND BEVERAGE BRANDY BY CALIFORNIA PROCESSORS FROM THE 1995 CROP BY TYPE, VARIETY, AND REPORTING DISTRICT WHERE GROWN, WITH COMPARISONS

Type and Variety	1	2	3	4	5	6	7	8	9	10
	----- DOLLARS -----									
RAISIN GRAPES:										
THOMPSON SEEDLESS	0.00 0.00	0.00 0.00	0.00 0.00	0.00 0.00	0.00 0.00	0.00 0.00	0.00 0.00	0.00 0.00	0.00 0.00	0.00 0.00
TOTAL RAISIN	0.00 0.00	0.00 0.00	0.00 0.00	0.00 0.00	0.00 0.00	0.00 0.00	0.00 0.00	0.00 0.00	0.00 0.00	0.00 0.00
TABLE GRAPES:										
WHITE MALAGA	0.00 0.00	0.00 0.00	0.00 0.00	0.00 0.00	0.00 0.00	0.00 0.00	0.00 0.00	0.00 0.00	0.00 0.00	0.00 0.00
OTHER TABLE <u>1/</u>	0.00 0.00	0.00 0.00	0.00 0.00	0.00 0.00	0.00 0.00	0.00 0.00	750.00 750.00	0.00 0.00	0.00 0.00	0.00 0.00
TOTAL TABLE	0.00 0.00	0.00 0.00	0.00 0.00	0.00 0.00	0.00 0.00	0.00 0.00	750.00 750.00	0.00 0.00	160.00 160.00	0.00 0.00
WINE GRAPES (WHITE):										
CHARDONNAY	1,110.44 1,116.28	977.99 977.99	1,207.90 1,207.90	1,339.20 1,339.31	913.10 913.10	1,157.45 1,157.45	1,172.04 1,172.20	1,127.62 1,129.31	698.96 698.96	913.10 913.10
CHENIN BLANC	508.66 508.66	492.87 492.87	499.26 499.26	558.90 558.90	378.33 378.33	408.93 408.93	466.96 466.96	406.88 406.88	231.55 231.55	0.00 0.00
FRENCH COLOMBARD	436.42 436.42	0.00 0.00	418.07 418.07	582.25 582.25	390.11 390.11	325.00 325.00	382.44 382.44	300.00 300.00	165.00 165.00	191.66 191.66
GEWURZTRAMINER	656.88 657.99	0.00 0.00	728.60 728.60	632.30 632.30	0.00 0.00	692.05 692.05	632.03 632.03	548.83 548.83	0.00 0.00	722.65 722.65
GRAY RIESLING	647.00 647.00	700.00 0.00	439.23 473.21	0.00 0.00	350.00 350.00	300.00 300.00	450.00 450.00	451.63 451.63	0.00 0.00	0.00 0.00
MALVASIA BIANCA	0.00 0.00	0.00 0.00	0.00 0.00	800.00 800.00	0.00 0.00	0.00 0.00	654.96 654.96	0.00 0.00	0.00 0.00	0.00 0.00
MUSCAT BLANC/M CANELLI	693.46 693.46	670.78 670.78	969.01 969.01	935.02 935.02	0.00 0.00	0.00 0.00	560.76 560.76	520.03 520.03	494.19 494.19	683.70 683.70
PINOT BLANC	1,009.31 1,009.31	0.00 0.00	929.68 929.68	914.45 914.45	0.00 0.00	0.00 0.00	644.09 651.98	1,018.39 1,018.39	0.00 0.00	0.00 0.00
SAUVIGNON BLANC	602.82 604.37	658.37 658.37	810.42 810.42	823.81 822.55	435.47 435.47	469.90 469.90	693.40 693.40	609.83 609.83	357.74 357.74	439.19 439.19
WHITE RIESLING	639.75 639.72	797.30 797.30	638.23 638.23	798.10 798.10	0.00 0.00	0.00 0.00	611.92 611.92	520.43 520.43	510.62 510.62	492.92 492.92
TOTAL WHITE	910.17 914.09	726.58 726.63	1,081.98 1,081.90	1,167.45 1,166.61	743.99 743.99	1,023.60 1,023.60	888.52 889.03	919.58 920.76	454.73 454.73	697.02 697.02
WINE GRAPES (RED):										
BARBERA	869.45 869.45	0.00 0.00	1,282.50 1,282.50	950.00 950.00	0.00 0.00	720.00 655.55	1,600.00 1,600.00	900.00 900.00	0.00 0.00	834.15 834.15
CABERNET FRANC	893.69 893.69	1,147.00 1,147.00	1,244.08 1,244.08	1,450.80 1,461.92	0.00 0.00	1,481.52 1,481.52	863.59 863.59	889.31 889.31	1,000.00 1,000.00	993.45 993.45
CABERNET SAUVIGNON	1,036.62 1,043.23	952.02 952.02	1,261.45 1,261.50	1,578.06 1,578.98	694.09 694.09	1,246.24 1,246.24	916.15 916.15	852.75 852.87	601.83 601.83	904.95 904.95
MALBEC	0.00 0.00	0.00 0.00	1,371.80 1,371.80	1,095.85 1,095.77	0.00 0.00	0.00 0.00	0.00 0.00	1,500.00 1,500.00	0.00 0.00	0.00 0.00
MERLOT	1,381.32 1,383.50	1,309.11 1,309.11	1,476.23 1,476.23	1,601.85 1,602.38	1,283.60 1,292.11	1,214.07 1,216.94	1,150.52 1,150.52	1,302.79 1,302.79	871.37 871.37	1,315.26 1,315.26
PETITE SIRAH	833.24 835.14	779.12 779.12	1,080.49 1,080.49	1,020.81 1,020.81	725.88 725.88	321.62 321.62	664.92 664.92	618.20 618.20	571.98 571.98	650.88 650.88
PINOT NOIR	892.57 892.57	0.00 0.00	994.39 994.39	1,194.02 1,194.02	700.00 700.00	1,075.21 1,075.21	870.97 872.23	1,155.12 1,155.12	1,162.96 1,162.96	616.97 616.97
RUBIRED	0.00 0.00	0.00 0.00	0.00 0.00	0.00 0.00	0.00 0.00	0.00 0.00	0.00 0.00	0.00 0.00	0.00 0.00	0.00 0.00
SANGIOVETO/SANGIOVESE	1,199.07 1,199.07	0.00 0.00	1,216.51 1,216.51	1,536.93 1,536.93	1,464.35 1,498.70	939.23 939.23	1,338.10 1,338.10	846.41 846.41	810.14 810.14	988.63 988.63
ZINFANDEL	753.14 759.39	639.58 639.58	1,000.50 1,000.50	734.76 734.76	599.43 599.43	771.09 771.09	668.62 669.28	523.00 523.00	457.28 457.28	675.82 675.82
TOTAL RED	855.33 858.97	922.28 922.28	1,154.48 1,154.50	1,349.72 1,350.73	750.49 754.38	889.88 890.26	873.44 873.47	794.83 794.09	495.53 495.53	722.50 722.50
TOTAL WINE	882.60 886.36	817.34 817.47	1,121.93 1,121.90	1,281.89 1,282.09	746.56 748.11	936.93 937.07	881.78 882.09	850.45 851.03	476.00 476.00	718.25 718.25
TOTAL ALL VARIETIES	882.60 886.36	817.34 817.47	1,121.93 1,121.90	1,281.89 1,282.09	746.56 748.11	936.93 937.07	881.76 882.07	850.45 851.03	475.52 475.52	718.25 718.25

AUGUST 1996 ERRATA TO THE FINAL GRAPE CRUSH REPORT, 1995 CROP

TABLE 6: WEIGHTED AVERAGE GROWER RETURNS PER TON DELIVERED BASIS PURCHASED FOR WINE, CONCENTRATE, JUICE, VINEGAR, AND BEVERAGE BRANDY BY CALIFORNIA PROCESSORS FROM THE 1995 CROP BY TYPE, VARIETY, AND REPORTING DISTRICT WHERE GROWN, WITH COMPARISONS (CONT'D.)

Type and Variety	11	12	13	14	15	16	17	1995 State Total	1994 State Total
	----- DOLLARS -----								
RAISIN GRAPES:									
THOMPSON SEEDLESS	120.00	162.05	164.64	161.24	0.00	0.00	0.00	164.10	117.61
	120.00	162.05	164.60	161.25	0.00	0.00	0.00	164.09	117.61
TOTAL RAISIN	120.00	162.05	164.32	161.21	0.00	0.00	0.00	163.84	117.62
	120.00	162.05	164.29	161.22	0.00	0.00	0.00	163.83	117.62
TABLE GRAPES:									
WHITE MALAGA	0.00	0.00	155.38	156.29	0.00	0.00	0.00	156.03	122.32
	0.00	0.00	154.25	157.01	0.00	0.00	0.00	156.03	122.32
OTHER TABLE ^{1/}	0.00	183.55	167.35	173.66	191.84	0.00	0.00	170.40	121.90
	0.00	183.55	167.26	173.68	191.84	0.00	0.00	170.40	121.90
TOTAL TABLE	158.97	179.77	165.31	159.55	191.84	0.00	0.00	162.22	135.50
	158.97	179.77	165.03	159.65	191.84	0.00	0.00	162.18	135.50
WINE GRAPES (WHITE):									
CHARDONNAY	633.05	578.89	458.14	623.32	0.00	964.64	664.06	892.59	851.04
	633.05	578.89	458.14	623.32	0.00	964.64	664.06	893.29	851.04
CHENIN BLANC	289.16	195.49	174.98	165.62	0.00	0.00	357.90	206.30	173.51
	289.16	195.49	173.28	165.59	0.00	0.00	357.90	204.54	173.51
FRENCH COLOMBARD	215.77	171.20	162.75	161.05	0.00	0.00	225.00	167.76	139.72
	215.77	171.20	162.82	161.03	0.00	0.00	225.00	167.84	139.72
GEWURZTRAMINER	0.00	0.00	0.00	0.00	0.00	0.00	0.00	662.49	588.76
	0.00	0.00	0.00	0.00	0.00	0.00	0.00	662.98	588.76
GRAY RIESLING	193.61	0.00	0.00	0.00	0.00	0.00	0.00	377.90	272.93
	193.61	0.00	0.00	0.00	0.00	0.00	0.00	377.90	272.93
MALVASIA BIANCA	250.00	227.72	184.15	203.43	0.00	0.00	0.00	225.43	216.85
	250.00	227.72	183.21	209.97	0.00	0.00	0.00	225.43	216.85
MUSCAT BLANC/M CANELLI	300.00	383.95	214.36	271.02	0.00	600.00	0.00	265.41	328.57
	300.00	383.95	298.79	271.02	0.00	600.00	0.00	375.57	328.57
PINOT BLANC	0.00	0.00	0.00	0.00	0.00	851.04	0.00	790.26	651.74
	0.00	0.00	0.00	0.00	0.00	851.04	0.00	793.47	651.74
SAUVIGNON BLANC	379.80	313.70	303.02	315.54	0.00	509.03	417.14	530.29	502.04
	379.80	313.70	303.02	315.54	0.00	509.03	417.14	530.70	502.04
WHITE RIESLING	350.00	0.00	159.67	174.98	0.00	519.16	0.00	484.15	508.12
	350.00	0.00	159.67	174.98	0.00	519.16	0.00	484.17	508.12
TOTAL WHITE	447.60	258.03	175.19	173.51	182.64	910.15	547.79	350.32	311.64
	447.60	258.03	174.94	174.25	182.64	910.15	547.79	350.58	311.64
WINE GRAPES (RED):									
BARBERA	399.16	247.06	248.11	248.94	300.00	0.00	0.00	252.60	242.90
	399.16	247.06	248.11	248.94	300.00	0.00	0.00	252.62	242.90
CABERNET FRANC	459.71	0.00	0.00	0.00	0.00	1,037.93	0.00	1,090.55	950.82
	459.71	0.00	0.00	0.00	0.00	1,037.93	0.00	1,091.90	950.82
CABERNET SAUVIGNON	592.62	521.97	433.54	445.83	0.00	792.88	619.99	866.60	814.37
	592.62	521.97	412.57	454.69	0.00	792.88	619.99	867.43	814.37
MALBEC	0.00	0.00	0.00	0.00	0.00	0.00	0.00	1,106.30	1,048.42
	0.00	0.00	0.00	0.00	0.00	0.00	0.00	1,185.58	1,048.42
MERLOT	897.13	727.21	776.82	1,169.25	0.00	1,154.46	872.77	1,096.98	1,106.55
	897.13	727.21	776.82	1,169.25	0.00	1,154.46	872.77	1,097.41	1,106.55
PETITE SIRAH	501.49	445.11	308.87	265.65	0.00	847.34	598.40	646.97	525.68
	501.49	445.11	308.87	265.65	0.00	847.34	598.40	647.32	525.68
PINOT NOIR	0.00	0.00	275.00	275.00	0.00	0.00	0.00	1,018.41	834.53
	0.00	0.00	275.00	275.00	0.00	0.00	0.00	1,018.49	834.53
RUBIRED	350.00	356.89	352.36	344.52	0.00	0.00	0.00	348.95	289.14
	350.00	356.89	352.34	344.46	0.00	0.00	0.00	348.95	289.14
SANGIOVETO/SANGIOVESE	0.00	0.00	0.00	0.00	0.00	1,000.00	0.00	1,229.76	1,148.70
	0.00	0.00	0.00	0.00	0.00	1,000.00	0.00	1,231.42	1,148.70
ZINFANDEL	517.38	401.11	420.73	420.67	516.54	504.41	464.53	520.94	476.55
	517.38	401.11	421.34	427.50	516.54	504.41	464.53	521.15	476.55
TOTAL RED	545.48	376.27	281.98	326.17	429.90	724.62	688.54	515.10	462.26
	545.48	376.27	282.59	325.40	429.90	724.62	688.54	515.38	462.26
TOTAL WINE	508.00	315.35	217.64	238.69	399.76	864.99	576.73	428.22	375.10
	508.00	315.35	217.18	240.84	399.76	864.99	576.73	428.50	375.10
TOTAL ALL VARIETIES	465.37	310.42	200.12	221.29	265.75	864.99	576.73	375.40	347.76
	465.37	310.42	199.91	222.85	265.75	864.99	576.73	375.63	347.76

^{1/} OTHER CATEGORIES INCLUDE MINOR VARIETIES AS WELL AS MIXED VARIETIES.

AUGUST 1996 ERRATA TO THE FINAL GRAPE CRUSH REPORT, 1995 CROP

TABLE 8. BASE PRICE PAID TO GROWERS FOR GRAPES CRUSHED, DELIVERED TO CALIFORNIA PROCESSORS FROM THE 1995 CROP, WITH BRIX ACTORS AND PURCHASED TONNAGE, BY TYPE, VARIETY, REPORTING DISTRICT WHERE GROWN, AND WEIGHTED AVERAGE BASE PRICE

Variety	Base Price	Brix Factors	Tons	Variety	Base Price	Brix Factors	Tons
	<i>Dollars Per Ton</i>	<i>Code a/</i>			<i>Dollars Per Ton</i>	<i>Code a/</i>	
DISTRICT 1					1,200.00	7794	245.8
					1,200.00	7795	171.0
					1,225.00	7794	35.1
					1,237.04	1095	285.5
CHARDONNAY	850.00	0010	8.4		1,238.00	1205	1.1
	900.00	1205	127.6		1,250.00	0010	96.1
	900.00	7759	18.1		1,250.00	6130	30.8
	950.00	0010	181.3		1,250.00	7759	190.7
	965.30	0010	172.5		1,300.00	0010	44.2
	969.75	0010	51.0		1,300.00	1205	52.5
	975.00	0010	174.5		1,300.00	7251	19.5
	1,000.00	0010	520.7		1,300.00	7263	44.1
	1,000.00	0860	56.6		1,300.00	7759	58.2
	1,000.00	1095	120.9		1,320.00	0560	57.9
	1,000.00	1205	913.1		1,380.00	0560	89.8
	1,000.00	7759	73.9		1,400.00	0010	120.2
	1,008.89	0010	41.5		1,400.00	1020	13.2
	1,008.89	1148	2,474.8		1,400.00	1205	21.7
			2,474.5		1,400.00	7065	199.0
	1,050.00	0010	249.5		1,437.50	1205	6.0
	1,050.00	5105	207.8		1,450.00	0010	12.7
	1,050.00	7251	101.5		1,500.00	1015	3.4
	1,050.00	7462	1,315.8		1,500.00	1220	3.0
	1,050.00	7759	541.7	WTD. AVG. BASE	1,098.49		
	1,061.00	1095	34.4				
	1,066.73	7759	233.2	GEVURZTRAMNER	552.37	0010	30.2
	1,067.00	1205	22.2		600.00	0985	901.3
	1,071.93	0010	24.8		650.00	0010	131.4
	1,075.00	1020	56.4				180.6
	1,075.00	7759	287.0		650.00	0985	49.1
	1,092.00	1020	17.2		750.00	0010	67.1
	1,100.00	0010	56.7		750.00	0710	15.8
	1,100.00	0560	34.2		800.00	0010	125.6
	1,100.00	0990	38.1		800.00	0690	14.4
	1,100.00	1010	162.7		800.00	0850	5.2
			162.6		800.00	7759	5.1
	1,100.00	1015	6.9		825.00	0010	9.5
	1,100.00	1020	26.2		850.00	0010	.8
	1,100.00	1095	34.8		850.00	7759	5.8
	1,100.00	1205	26.7		900.00	1220	18.4
	1,100.00	1220	3.8		900.00	7759	8.2
	1,100.00	1315	103.3		935.00	0010	30.7
	1,100.00	7263	46.3		950.00	0010	22.4
	1,100.00	7759	407.0		950.00	1075	6.8
	1,125.00	1205	46.2	WTD. AVG. BASE	656.88		
	1,150.00	0010	54.6				
			20.0	WHITE RIESLING	450.00	0010	33.4
	1,150.00	1095	13.7		600.00	0915	14.6
	1,150.00	1205	1,612.5		605.09	0010	22.9
			1,648.1		605.09	0760	222.8
	1,150.00	7759	194.1		625.00	0990	62.9
	1,200.00	0010	71.8				64.0
	1,200.00	0860	.7		625.00	7759	2.0
	1,200.00	1015	4.0		650.00	0010	98.0
	1,200.00	1020	80.5		650.00	1075	5.8
	1,200.00	1205	996.4		700.00	0897	4.0
	1,200.00	7263	296.7		725.00	0010	7.2
	1,200.00	7600	24.7				
	1,200.00	7759	535.3				

AUGUST 1996 ERRATA TO THE FINAL GRAPE CRUSH REPORT, 1995 CROP

TABLE 8. BASE PRICE PAID TO GROWERS FOR GRAPES CRUSHED, DELIVERED TO CALIFORNIA PROCESSORS FROM THE 1995 CROP, WITH BRIX ACTORS AND PURCHASED TONNAGE, BY TYPE, VARIETY, REPORTING DISTRICT WHERE GROWN, AND WEIGHTED AVERAGE BASE PRICE

Variety	Base Price	Brix Factors	Tons	Variety	Base Price	Brix Factors	Tons
	<i>Dollars Per Ton</i>	<i>Code a/</i>			<i>Dollars Per Ton</i>	<i>Code a/</i>	
	750.00	0010	20.0		1,600.00	1080	39.9
	750.00	1020	24.0				
	750.00	1030	10.2	WTD. AVG. BASE	1,036.63		
	900.00	0935	2.2		1,036.64		
	1,250.00	0010	8.4				
WTD. AVG. BASE	634.55			PETITE SIRAH	500.00	0010	25.2
	634.53				700.00	0010	16.0
					762.36	0010	41.9
					800.00	0010	71.4
					800.00	1085	7.1
							23.4
					800.0	1205	92.9
WINE GRAPES (RED)					800.00	1325	37.7
CABERNET	260.52	0010	87.6		850.00	0010	250.4
SAUVIGNON	500.00	0010	4.3		850.00	1010	3.0
	850.00	2583	25.9		850.00	7090	339.5
	857.05	0010	96.9		850.00	7759	1.6
	861.01	7175	26.7		875.00	7040	5.7
	861.01	0010	70.9		875.00	7759	11.8
	868.96	0010	81.1		897.00	1220	26.3
	868.96	1205	887.1		900.00	1020	9.3
			886.8		900.00	1205	3.0
	900.00	1205	153.2		900.00	1220	3.6
	900.00	1220	1.7		900.00	7170	72.7
	1,000.00	0010	685.5		900.00	7290	4.6
			587.1		902.00	1220	60.7
	1,000.00	1020	25.6		1,000.00	1020	7.0
	1,000.00	1095	158.7		1,000.00	1325	13.3
	1,000.00	1205	651.4		1,000.00	6130	12.2
			749.7		1,000.00	7759	9.0
	1,000.00	7252	9.5		1,050.00	0010	2.6
	1,000.00	7263	40.4		1,100.00	0010	4.7
	1,000.00	7467	232.9		1,100.00	1020	10.3
	1,010.00	1095	19.8		1,200.00	1220	.5
	1,100.00	0010	96.1	WTD. AVG. BASE	849.48		
	1,100.00	1020	62.6				
	1,100.00	1085	32.6	ZINFANDEL	500.00	0010	10.3
	1,100.00	1205	244.3		500.00	2310	160.0
	1,100.00	1310	22.4		500.00	2355	20.5
	1,100.00	1315	57.4		500.00	2571	13.3
	1,100.00	1330	40.7		550.00	2350	403.2
	1,100.00	7263	28.4		550.00	2352	15.3
	1,100.00	7759	86.0		550.00	2571	31.8
	1,143.60	1220	35.7		600.00	0010	11.6
	1,143.66	0010	172.1		600.00	2135	346.1
	1,143.95	0010	102.5		600.00	2308	252.8
	1,144.00	1220	82.5		600.00	2310	1,065.8
	1,144.00	7263	102.1		600.00	2352	445.8
	1,150.00	7759	38.7		600.00	2355	1,325.3
	1,166.00	0010	145.6		600.00	2995	498.3
	1,200.00	0010	2.2		625.00	0010	101.7
	1,200.00	1095	15.5		650.00	0010	57.3
	1,200.00	1205	422.0		800.00	0010	58.8
	1,200.00	7263	53.9		800.00	1325	40.8
	1,200.00	7759	477.9		850.00	0010	44.7
	1,250.00	0010	12.9		881.02	1215	44.6
	1,250.00	1220	5.0		900.00	0010	31.8
	1,300.00	0010	99.2		900.00	0860	6.4
	1,300.00	1205	90.3				
	1,300.00	7251	23.1				

AUGUST 1996 ERRATA TO THE FINAL GRAPE CRUSH REPORT, 1995 CROP

TABLE 8. BASE PRICE PAID TO GROWERS FOR GRAPES CRUSHED, DELIVERED TO CALIFORNIA PROCESSORS FROM THE 1995 CROP, WITH BRIX ACTORS AND PURCHASED TONNAGE, BY TYPE, VARIETY, REPORTING DISTRICT WHERE GROWN, AND WEIGHTED AVERAGE BASE PRICE

Variety	Base Price	Brix Factors	Tons	Variety	Base Price	Brix Factors	Tons
	<i>Dollars Per Ton</i>	<i>Code a/</i>			<i>Dollars Per Ton</i>	<i>Code a/</i>	
	950.00	0010	427.0	WTD. AVG. BASE	439.23		
	950.00	0860	4.8		473.21		
	950.00	1310	57.7				
	950.00	7550	32.8				
	1,000.00	0010	46.0	WINE GRAPES (RED)			
	1,000.00	0860	59.1	CABERNET SAUVIGNON	650.00	2560	11.8
	1,000.00	1205	576.9		650.00	2583	25.0
			16.5		750.00	0010	36.1
	1,000.00	1215	560.5		750.00	1205	9.1
	1,000.00	1410	5.3		800.00	2585	27.3
	1,000.00	7135	195.5		900.00	0010	31.4
	1,000.00	7263	66.1		900.00	1205	38.7
	1,000.00	7597	56.7		900.00	7125	6.0
	1,050.00	0010	10.7		900.00	7770	115.7
	1,050.00	1020	7.4		950.00	0010	96.3
	1,050.00	7263	43.4		950.00	0830	64.8
	1,050.00	7759	7.0		950.00	7275	97.1
	1,100.00	0010	77.0		980.00	0010	43.8
	1,100.00	1020	47.0		1,000.00	0010	135.1
	1,100.00	1095	79.8		1,000.00	1085	17.9
	1,100.00	1205	109.5		1,000.00	1205	3.1
	1,100.00	1220	7.0		1,000.00	1220	74.0
	1,100.00	7550	4.9		1,000.00	1390	2.2
	1,100.00	7759	16.2		1,000.00	3320	5.2
	1,150.00	0010	5.9		1,000.00	7595	4.5
	1,200.00	0010	17.8		1,000.00	7759	60.4
			55.7		1,010.00	1330	218.7
	1,200.00	1020	61.3		1,050.00	7759	163.3
	1,200.00	1220	38.9		1,087.31	0010	154.9
	1,200.00	7759	84.7		1,100.00	0010	413.2
	1,210.00	7462	83.9		1,100.00	1205	73.2
	1,220.00	0010	121.0		1,100.00	1220	23.7
	1,250.00	1390	5.4		1,100.00	7759	226.0
	1,300.00	7251	27.8		1,125.00	0010	12.6
	1,300.00	7759	54.7		1,125.00	1365	43.7
	1,450.00	0010	23.3		1,129.60	0010	113.8
WTD. AVG. BASE	752.55				1,143.60	0870	13.6
	754.81				1,143.60	1220	150.7
					1,143.66	0010	98.8
					1,143.95	0010	584.9
					1,144.00	1020	93.1
					1,144.24	0010	45.4
					1,144.53	0010	16.2
					1,145.00	0010	17.9
					1,150.00	0010	33.8
					1,150.00	7263	48.7
					1,150.00	7759	11.8
					1,161.40	1220	120.3
					1,165.80	1220	112.9
					1,175.00	0010	52.0
					1,179.12	0010	30.3
					1,184.52	0010	10.8
					1,200.00	0010	726.9
					1,200.00	1205	140.2
					1,200.00	1215	95.5
					1,200.00	1230	9.5
					1,200.00	1356	47.0
					1,200.00	1400	33.8
					1,200.00	1410	12.5
<hr/>				<hr/>			
DISTRICT 2							
<hr/>				<hr/>			
WINE GRAPES (WHITE)							
GRAY RIESLING	700.00	1020	8.9				
WTD. AVG. BASE	700.00						
<hr/>				<hr/>			
DISTRICT 3							
<hr/>				<hr/>			
WINE GRAPES (WHITE)							
GRAY RIESLING	350.00	0010	6.4				
	450.00	0010	53.0				
	700.00	1020	8.9				

AUGUST 1996 ERRATA TO THE FINAL GRAPE CRUSH REPORT, 1995 CROP

TABLE 8. BASE PRICE PAID TO GROWERS FOR GRAPES CRUSHED, DELIVERED TO CALIFORNIA PROCESSORS FROM THE 1995 CROP, WITH BRIX ACTORS AND PURCHASED TONNAGE, BY TYPE, VARIETY, REPORTING DISTRICT WHERE GROWN, AND WEIGHTED AVERAGE BASE PRICE

Variety	Base Price	Brix Factors	Tons	Variety	Base Price	Brix Factors	Tons
	<i>Dollars Per Ton</i>	<i>Code a/</i>			<i>Dollars Per Ton</i>	<i>Code a/</i>	
1, 200. 00		7759	126. 5	1, 372. 74		0010	18. 9
1, 201. 15		7820	5. 0	1, 375. 00		0010	248. 4
1, 202. 00		7794	59. 5	1, 388. 21		0010	75. 3
1, 206. 26		1205	45. 6	1, 400. 00		0010	173. 7
1, 250. 00		0010	216. 5	1, 400. 00		1020	3. 0
1, 250. 00		1215	61. 1	1, 400. 00		1205	154. 0
1, 250. 00		1315	21. 4	1, 400. 00		1220	23. 8
1, 250. 00		1325	5. 1	1, 400. 00		1325	2. 0
1, 250. 00		1400	9. 1	1, 400. 00		1400	43. 7
1, 250. 00		5080	41. 7	1, 400. 00		1458	3. 2
1, 250. 00		7467	1, 112. 7	1, 400. 00		7263	47. 3
1, 250. 00		7759	132. 4	1, 400. 00		7759	29. 0
1, 250. 00		7794	46. 8	1, 400. 00		8150	1. 1
1, 250. 00		7820	17. 2	1, 435. 00		0010	52. 1
1, 251. 00		1080	20. 6	1, 445. 00		0010	25. 4
1, 258. 00		0010	687. 9	1, 450. 00		0010	20. 7
1, 258. 00		1205	23. 2	1, 472. 04		1400	3. 2
1, 258. 00		1220	92. 3	1, 476. 50		0010	48. 2
1, 258. 03		0010	606. 2	1, 477. 00		1400	16. 0
1, 258. 03		1220	21. 7	1, 488. 21		0010	133. 8
1, 258. 34		0010	39. 6	1, 500. 00		0010	162. 0
1, 258. 35		7794	59. 5				165. 0
1, 258. 35		7795	352. 2	1, 500. 00		1095	68. 3
1, 258. 66		1315	60. 0	1, 500. 00		1205	191. 1
1, 258. 98		0010	15. 5	1, 500. 00		1220	43. 8
1, 259. 01		0010	51. 9	1, 500. 00		1310	12. 2
1, 259. 01		1080	28. 6	1, 500. 00		1400	95. 8
1, 263. 00		1095	135. 3	1, 550. 00		1220	101. 4
1, 264. 00		0010	33. 9	1, 575. 00		1315	4. 9
1, 265. 56		0010	131. 2	1, 593. 00		1400	37. 5
1, 275. 00		0010	32. 6	1, 600. 00		0010	113. 1
1, 275. 00		1205	10. 3	1, 600. 00		1080	18. 6
1, 275. 00		7759	94. 2	1, 600. 00		1215	1. 4
1, 290. 00		1220	74. 2	1, 600. 00		1400	55. 6
1, 294. 80		1215	264. 7	1, 600. 00		7765	35. 7
1, 297. 26		1315	36. 0	1, 650. 00		0010	5. 3
1, 300. 00		0010	896. 3	1, 650. 00		1020	12. 4
1, 300. 00		1020	1. 0	1, 650. 00		1310	51. 5
1, 300. 00		1205	9. 4	1, 700. 00		0010	10. 1
1, 300. 00		1220	341. 4	1, 750. 00		1315	4. 4
1, 300. 00		1315	157. 1	1, 800. 00		0010	78. 3
1, 300. 00		1400	37. 3	1, 964. 00		1205	3. 9
1, 300. 00		7125	72. 1	2, 000. 00		1400	32. 6
1, 300. 00		7759	349. 1				
1, 304. 00		0010	22. 6	WTD. AVG. BASE 1, 255. 60			
1, 315. 20		1215	68. 0	1, 255. 65			
1, 315. 21		0010	112. 2				
1, 315. 21		1410	38. 1				
1, 325. 00		1095	186. 1				
1, 325. 00		1215	48. 2				
1, 325. 00		1325	8. 7				
1, 325. 00		8110	27. 0				
1, 347. 52		0010	54. 9				
1, 350. 00		0010	251. 2				
1, 350. 00		1205	449. 8				
1, 350. 00		1220	131. 6				
1, 350. 00		1315	20. 4				
1, 350. 00		1400	63. 2				
1, 350. 00		7759	54. 9				

DISTRICT 4

WINE GRAPES (WHITE)

CHARDONNAY	500. 00	1205	1. 7
	700. 00	1205	4. 2
	770. 85	0010	5. 1
	800. 00	0010	40. 8
	800. 00	1220	1. 6
	800. 00	7888	5. 6

AUGUST 1996 ERRATA TO THE FINAL GRAPE CRUSH REPORT, 1995 CROP

TABLE 8. BASE PRICE PAID TO GROWERS FOR GRAPES CRUSHED, DELIVERED TO CALIFORNIA PROCESSORS FROM THE 1995 CROP, WITH BRIX ACTORS AND PURCHASED TONNAGE, BY TYPE, VARIETY, REPORTING DISTRICT WHERE GROWN, AND WEIGHTED AVERAGE BASE PRICE

Variety	Base Price	Brix Factors	Tons	Variety	Base Price	Brix Factors	Tons
	<i>Dollars Per Ton</i>	<i>Code a/</i>			<i>Dollars Per Ton</i>	<i>Code a/</i>	
	850.00	0605	7.8		1,200.00	1325	28.0
	900.00	1315	7.0		1,200.00	1410	17.8
	949.92	0010	66.0		1,200.00	5080	261.0
	950.00	0215	83.2		1,200.00	7252	20.4
	982.13	1095	335.6		1,200.00	7263	47.2
	982.13	7065	99.5		1,200.00	7475	39.8
	993.23	0010	335.7		1,200.00	7759	573.8
	1,000.00	0010	221.3		1,210.00	0010	50.2
	1,000.00	0215	37.6		1,212.00	0010	3.2
	1,000.00	1220	1.5		1,225.00	0010	8.2
	1,000.00	5080	6.3		1,235.00	1205	19.7
	1,000.00	7065	105.2		1,240.71	0010	78.1
	1,000.00	7344	19.9		1,240.71	0560	185.0
	1,000.00	7759	7.4		1,250.00	0010	281.5
	1,000.00	7794	58.8		1,250.00	1010	25.7
	1,049.80	1180	18.9				33.0
	1,049.80	1310	55.5		1,250.00	1020	96.8
	1,050.00	0215	33.2		1,250.00	1205	96.7
	1,050.00	7462	14.3		1,250.00	1310	13.4
	1,050.00	7759	28.9		1,250.00	1315	10.5
	1,071.93	0010	50.8		1,250.00	1350	11.2
	1,075.00	7759	142.0		1,250.00	5080	119.9
	1,087.98	0560	181.0		1,250.00	7252	38.5
	1,097.52	1180	129.3		1,250.00	7759	83.9
	1,100.00	0010	55.8		1,260.00	0010	50.3
	1,100.00	1000	8.8		1,261.00	1315	34.9
	1,100.00	1010	10.5		1,266.56	0010	353.0
	1,100.00	1020	100.1		1,267.00	1262	86.5
	1,100.00	1180	141.4		1,268.00	7794	82.9
	1,100.00	1205	100.7		1,268.57	0010	1.5
	1,100.00	1310	7.9		1,268.57	1065	28.4
	1,100.00	1315	173.8		1,268.57	1190	30.4
	1,100.00	1317	4.6		1,268.57	7794	181.8
	1,100.00	7759	21.2		1,268.57	7820	218.0
	1,100.00	7794	23.2		1,268.63	0010	15.4
	1,123.74	1185	1.7		1,268.63	4095	17.5
	1,134.70	0010	18.5		1,269.00	0010	25.1
	1,134.70	0560	40.9		1,270.00	1310	34.8
	1,145.24	0560	23.0		1,273.84	0560	78.1
	1,150.00	0560	16.1		1,274.00	0010	19.0
	1,150.00	1020	14.8		1,274.08	0010	45.8
	1,150.00	5080	104.2		1,275.00	1310	75.2
	1,150.00	7462	271.3		1,275.00	7252	12.0
	1,150.00	7759	9.9		1,276.13	0010	71.5
	1,155.00	1205	63.8		1,277.00	0010	31.7
	1,181.40	1220	65.1		1,286.00	1205	45.1
	1,181.62	0560	59.6		1,290.32	0010	24.5
	1,188.28	1310	167.8		1,290.32	0560	200.6
	1,200.00	0010	441.5		1,290.62	0010	160.3
	1,200.00	0210	8.6		1,290.62	0560	87.2
	1,200.00	0250	7.4		1,295.58	0010	55.8
	1,200.00	1010	52.9		1,298.29	0010	15.9
	1,200.00	1020	92.0		1,299.85	0010	51.6
	1,200.00	1180	44.2		1,300.00	0010	346.1
	1,200.00	1200	14.9		1,300.00	0535	34.4
	1,200.00	1205	34.6		1,300.00	1020	6.4
	1,200.00	1310	54.8		1,300.00	1190	17.5
	1,200.00	1315	74.2		1,300.00	1310	47.4
	1,200.00	1317	64.4		1,300.00	1315	28.3

AUGUST 1996 ERRATA TO THE FINAL GRAPE CRUSH REPORT, 1995 CROP

TABLE 8. BASE PRICE PAID TO GROWERS FOR GRAPES CRUSHED, DELIVERED TO CALIFORNIA PROCESSORS FROM THE 1995 CROP, WITH BRIX ACTORS AND PURCHASED TONNAGE, BY TYPE, VARIETY, REPORTING DISTRICT WHERE GROWN, AND WEIGHTED AVERAGE BASE PRICE

Variety	Base Price	Brix Factors	Tons	Variety	Base Price	Brix Factors	Tons
	<i>Dollars Per Ton</i>	<i>Code a/</i>			<i>Dollars Per Ton</i>	<i>Code a/</i>	
	1,300.00	1390	28.3		1,450.00	1312	27.8
	1,300.00	1415	12.1		1,450.00	6220	162.8
	1,300.00	6210	180.9		1,450.00	7252	92.3
	1,300.00	7252	17.2		1,450.00	7344	55.6
	1,300.00	7263	20.8		1,459.00	0010	23.5
	1,300.00	7759	20.3		1,466.60	0010	8.0
	1,300.00	7794	21.1		1,468.21	0010	8.5
	1,300.00	7820	58.1		1,480.00	0010	25.0
	1,312.00	0010	47.7		1,500.00	0010	204.6
	1,323.48	0010	22.6		1,500.00	1020	16.1
	1,325.00	7759	13.0		1,500.00	1065	34.4
	1,327.00	1190	23.5		1,500.00	1205	35.0
	1,328.00	1205	43.7		1,500.00	1415	11.0
	1,329.95	0010	24.6		1,500.00	7252	31.3
	1,330.00	0010	29.6		1,500.00	7263	21.7
	1,332.06	1020	52.1		1,500.00	7344	152.9
	1,333.90	7794	53.5		1,504.21	0010	189.6
	1,333.91	1325	22.9		1,519.87	1020	99.7
	1,350.00	0010	305.8		1,522.36	1020	287.9
	1,350.00	0620	25.2		1,525.00	0010	25.5
	1,350.00	1205	17.2		1,541.03	1080	135.9
	1,350.00	7252	38.9		1,543.47	7263	26.3
	1,350.00	7759	75.0		1,547.00	0010	31.2
	1,352.00	0560	36.8		1,549.34	0010	19.5
	1,352.78	6220	117.8		1,550.00	0010	165.0
	1,361.37	0010	49.1		1,550.00	0250	10.9
	1,366.56	0010	26.3		1,550.00	0615	7.5
	1,375.00	0010	129.3		1,550.00	1065	13.7
	1,375.00	7263	85.2		1,550.00	1190	11.4
	1,382.44	1065	15.6		1,550.00	1205	94.4
	1,383.30	0010	20.8		1,550.00	1215	45.6
	1,390.00	7252	.1		1,550.00	6215	18.5
	1,393.00	0010	42.7		1,550.00	6220	50.0
	1,393.22	0010	172.6		1,550.00	7144	8.8
	1,393.28	0010	13.4		1,550.00	7145	627.0
	1,395.49	1020	39.9		1,550.00	7252	61.2
	1,395.50	0010	26.6		1,550.94	1095	114.0
	1,400.00	0010	465.7		1,553.00	0010	16.0
	1,400.00	1010	10.6 52.9		1,554.00	7145	87.6
	1,400.00	1020	17.3		1,555.00	7145	79.8
	1,400.00	1065	12.1		1,569.00	0010	38.4
	1,400.00	1190	36.9		1,572.27	7580	38.0
	1,400.00	1205	6.6		1,575.00	0010	11.4
	1,400.00	1312	9.4		1,575.00	7344	72.0
	1,400.00	1315	52.1		1,595.00	1205	52.5
	1,400.00	1400	15.9		1,600.00	0010	342.5
	1,400.00	7252	17.9		1,600.00	1010	26.1
	1,416.54	0010	17.5		1,600.00	1020	35.2
	1,416.56	0010	32.4		1,600.00	1205	94.7
	1,424.87	7580	20.4		1,600.00	1310	15.5
	1,431.01	1190	61.1		1,600.00	1390	47.3
	1,438.00	1220	324.1		1,600.00	7343	30.9
	1,441.65	0010	10.3		1,615.00	1020	124.3
	1,443.88	0950	135.5		1,625.00	0010	92.4
	1,450.00	0010	43.2		1,650.00	0010	145.7
	1,450.00	1065	22.4		1,650.00	1205	45.4
	1,450.00	1190	3.7		1,650.00	1400	5.1
	1,450.00	1205	18.4		1,650.00	7344	58.4
					1,669.11	7263	82.0

AUGUST 1996 ERRATA TO THE FINAL GRAPE CRUSH REPORT, 1995 CROP

TABLE 8. BASE PRICE PAID TO GROWERS FOR GRAPES CRUSHED, DELIVERED TO CALIFORNIA PROCESSORS FROM THE 1995 CROP, WITH BRIX ACTORS AND PURCHASED TONNAGE, BY TYPE, VARIETY, REPORTING DISTRICT WHERE GROWN, AND WEIGHTED AVERAGE BASE PRICE

Variety	Base Price	Brix Factors	Tons	Variety	Base Price	Brix Factors	Tons
	<i>Dollars Per Ton</i>	<i>Code a/</i>			<i>Dollars Per Ton</i>	<i>Code a/</i>	
	1,290.45	1215	6.4		1,800.00	0250	5.2
	1,290.45	1325	19.3		1,800.00	1095	32.0
	1,300.00	0010	3.1		1,800.00	1205	7.5
	1,300.00	1205	2.6		1,809.06	0250	3.3
	1,300.00	7252	13.9		1,850.00	1400	6.3
	1,350.00	0010	2.4		1,875.00	0010	11.2
	1,350.00	1095	5.6		1,900.00	0010	73.8
	1,350.00	1310	21.5		1,900.00	1410	1.6
	1,356.30	1010	1.6		1,920.00	8245	6.4
	1,357.30	1220	4.6		1,950.00	0010	4.3
	1,371.00	0010	18.2		2,000.00	0010	2.0
	1,372.00	0010	6.9		2,200.00	0010	6.0
	1,400.00	0010	36.9		2,200.00	1220	6.7
	1,400.00	1020	9.4		2,310.62	1010	5.2
	1,400.00	1205	11.1		2,500.00	1400	1.9
	1,400.00	1220	.7				
	1,400.00	1325	8.6	WTD. AVG. BASE	1,460.14		
	1,408.00	0010	11.0		1,463.24		
	1,409.00	0010	25.6				
	1,409.08	0010	7.8				
	1,409.10	0010	49.0	CABERNET	500.00	1205	3.2
	1,420.00	1325	10.3	SAUVIGNON	650.00	2585	46.4
	1,450.00	0250	9.6		750.00	2583	29.5
	1,450.00	1095	9.7		800.00	1030	3.8
	1,450.00	7759	16.7		845.00	7252	24.8
	1,461.65	1095	7.5		900.00	4037	1.0
	1,500.00	0010	14.0		945.00	0010	36.3
	1,500.00	1095	21.7		950.00	0010	161.5
	1,500.00	1315	4.5		982.20	1220	13.9
	1,500.00	7344	2.3		1,000.00	0010	106.2
	1,509.10	0010	15.4		1,000.00	1020	37.1
	1,525.00	0010	1.2		1,000.00	1095	60.4
	1,542.75	0010	76.3		1,000.00	1205	18.6
	1,549.00	0010	5.5		1,000.00	1220	19.9
	1,550.00	1190	8.0		1,000.00	7105	1.4
	1,550.00	6220	6.5		1,010.00	7252	16.7
	1,550.00	7252	.7		1,047.47	6220	177.5
	1,600.00	0010	17.4		1,095.67	0010	39.5
	1,600.00	1020	6.9		1,100.00	0010	2.6
	1,600.00	1200	.7		1,100.00	1020	24.9
	1,600.00	1230	2.7		1,100.00	1095	30.8
	1,600.00	7759	14.0		1,100.00	1205	45.7
	1,609.06	0250	2.7		1,100.00	5601	39.8
	1,619.00	1310	2.4		1,100.00	7759	33.1
	1,640.00	1215	30.5		1,150.00	0010	44.6
	1,648.70	1010	.1		1,150.00	1010	8.5
	1,650.00	0010	59.9		1,150.00	6220	59.7
	1,670.00	1095	33.7		1,150.00	7343	7.9
	1,690.92	1020	6.5		1,150.00	7580	5.2
	1,700.00	0010	15.5		1,150.00	7759	15.6
	1,700.00	1095	10.0		1,152.87	1075	1.5
	1,700.00	1325	11.0		1,153.21	0655	.9
	1,719.00	1025	7.5		1,200.00	0010	60.2
	1,750.00	0010	3.3		1,200.00	1020	44.2
	1,757.58	1020	23.9		1,200.00	1205	25.9
	1,760.95	0290	13.1		1,200.00	1220	12.3
	1,783.00	0010	5.2		1,200.00	1310	3.6
	1,797.52	1310	19.5		1,200.00	1315	9.3
	1,800.00	0010	32.9		1,200.00	2573	50.0

AUGUST 1996 ERRATA TO THE FINAL GRAPE CRUSH REPORT, 1995 CROP

TABLE 8. BASE PRICE PAID TO GROWERS FOR GRAPES CRUSHED, DELIVERED TO CALIFORNIA PROCESSORS FROM THE 1995 CROP, WITH BRIX ACTORS AND PURCHASED TONNAGE, BY TYPE, VARIETY, REPORTING DISTRICT WHERE GROWN, AND WEIGHTED AVERAGE BASE PRICE

Variety	Base Price	Brix Factors	Tons	Variety	Base Price	Brix Factors	Tons
	<i>Dollars Per Ton</i>	<i>Code a/</i>			<i>Dollars Per Ton</i>	<i>Code a/</i>	
	1,200.00	7252	30.6		1,500.00	0010	207.3
	1,200.00	7759	97.9				213.3
	1,201.80	6220	229.4		1,500.00	0250	27.9
	1,218.00	1235	32.1		1,500.00	1020	27.6
	1,250.00	0010	40.1		1,500.00	1095	699.5
	1,250.00	5161	41.3		1,500.00	1205	26.3
	1,250.00	7464	529.4		1,500.00	1220	5.3
	1,250.00	7759	48.9		1,500.00	1310	297.7
	1,274.00	0010	44.1		1,500.00	1315	25.9
	1,276.00	7252	215.3		1,500.00	1325	9.0
	1,300.00	0010	57.8		1,500.00	1390	2.0
	1,300.00	1095	37.2		1,500.00	1400	3.6
	1,300.00	5161	114.1		1,500.00	1420	3.4
	1,300.00	7252	9.9		1,500.00	5161	49.8
	1,300.00	7263	101.5		1,500.00	7252	60.6
	1,300.00	7759	59.0		1,500.00	7263	63.4
	1,315.06	1015	6.4		1,500.00	7343	19.8
	1,320.00	1205	147.4		1,500.00	7344	34.3
	1,350.00	0010	6.4		1,500.00	7759	78.7
	1,350.00	1020	29.1		1,500.00	7855	17.7
	1,350.00	1095	50.0		1,500.00	8126	11.8
	1,350.00	6220	493.1		1,510.54	0010	11.8
	1,350.00	7263	30.6		1,510.89	0010	16.2
	1,357.21	1010	18.3		1,513.91	1310	15.1
	1,372.75	7580	27.0		1,515.15	0010	19.8
	1,394.76	1095	22.3		1,515.15	1205	31.1
	1,400.00	0010	162.1		1,520.00	0010	43.5
	1,400.00	1020	82.5		1,550.00	0010	201.7
	1,400.00	1205	11.0		1,550.00	0250	4.6
	1,400.00	1220	128.3		1,550.00	0280	12.7
	1,400.00	1310	86.7		1,550.00	1095	37.3
	1,400.00	1325	61.5		1,550.00	1205	56.7
	1,400.00	7252	32.3		1,550.00	1310	65.6
	1,415.64	1310	42.2		1,550.00	5161	48.8
	1,433.73	0010	2.4		1,550.00	6220	1,585.3
	1,442.08	1190	107.7		1,550.00	7252	.5
	1,442.08	1310	57.2		1,550.00	7343	58.7
	1,450.00	0010	92.1		1,550.00	7759	493.4
	1,450.00	0990	246.3		1,550.66	0010	7.2
	1,450.00	1020	21.3		1,556.00	0010	29.5
	1,450.00	1095	106.6		1,560.89	0010	44.0
	1,450.00	1205	33.0		1,563.91	0250	10.5
	1,450.00	1410	7.6		1,575.00	0010	79.8
	1,450.00	7252	19.6		1,575.00	1095	82.6
	1,450.00	7759	83.0		1,579.00	0010	4.5
	1,460.89	0010	217.5		1,582.00	0010	5.1
	1,461.65	1095	84.8		1,600.00	0010	409.4
	1,461.70	0010	5.8		1,600.00	0250	5.3
	1,462.00	1325	21.3		1,600.00	1020	42.3
	1,463.91	0010	19.0		1,600.00	1095	1.8
	1,463.91	0215	10.5		1,600.00	1205	24.7
	1,463.91	1310	5.8		1,600.00	1220	36.0
	1,463.91	1315	13.2		1,600.00	1310	40.8
	1,464.29	1020	9.1		1,600.00	1315	31.6
	1,464.29	7855	61.8		1,600.00	1325	18.4
	1,464.65	0010	1.6		1,600.00	1350	17.5
	1,465.65	1315	12.4		1,600.00	5188	52.7
	1,466.00	8245	41.4		1,600.00	6965	110.9
	1,490.14	1310	59.0		1,600.00	7028	2.0

AUGUST 1996 ERRATA TO THE FINAL GRAPE CRUSH REPORT, 1995 CROP

TABLE 8. BASE PRICE PAID TO GROWERS FOR GRAPES CRUSHED, DELIVERED TO CALIFORNIA PROCESSORS FROM THE 1995 CROP, WITH BRIX ACTORS AND PURCHASED TONNAGE, BY TYPE, VARIETY, REPORTING DISTRICT WHERE GROWN, AND WEIGHTED AVERAGE BASE PRICE

Variety	Base Price	Brix Factors	Tons	Variety	Base Price	Brix Factors	Tons
	<i>Dollars Per Ton</i>	<i>Code a/</i>			<i>Dollars Per Ton</i>	<i>Code a/</i>	
1,600.00		7263	43.7	1,753.07		1205	45.5
1,600.00		7759	383.4	1,756.00		0010	9.3
1,606.98		0010	309.6	1,756.00		1310	38.7
1,607.80		0010	25.4	1,756.69		1310	12.1
1,608.00		0010	47.4	1,757.58		1020	202.2
1,608.00		1020	48.9	1,758.00		0010	18.5
1,610.00		0010	38.2	1,762.00		1020	73.5
			63.4	1,775.00		0010	49.0
1,610.30		0010	6.8	1,775.00		1020	3.5
1,611.00		0010	20.5	1,775.00		7343	50.9
1,611.00		1315	44.3	1,783.00		0010	28.8
1,611.12		1020	29.3	1,800.00		0010	200.3
1,638.55		1095	32.9	1,800.00		1010	10.3
1,650.00		0010	438.9	1,800.00		1020	30.5
1,650.00		1095	107.8	1,800.00		1200	11.1
1,650.00		1105	9.1	1,800.00		1205	52.6
1,650.00		1205	24.9	1,800.00		1220	19.2
1,650.00		1215	12.7	1,800.00		1315	16.4
1,650.00		1310	59.0	1,800.00		1325	22.9
1,650.00		5161	93.6	1,800.00		1410	25.7
1,650.00		6220	175.8	1,800.00		7115	10.0
1,650.00		7559	12.0	1,800.00		7759	44.4
1,650.00		7759	673.7	1,826.11		1095	45.8
1,663.91		0250	4.8	1,835.47		6965	46.7
1,665.00		1020	10.8	1,836.81		6220	85.3
1,666.50		0010	11.0	1,843.00		1220	97.8
1,666.72		1310	28.1	1,850.00		0010	199.4
1,670.00		0010	96.9	1,850.00		0250	10.7
1,672.00		0010	117.7	1,850.00		1095	259.1
1,675.00		0010	17.4	1,850.00		1205	3.5
1,680.02		1020	16.2	1,850.00		1220	21.8
1,680.02		1205	47.0	1,850.00		6220	182.1
1,685.00		1400	14.1	1,850.00		7759	10.8
1,700.00		0010	396.6	1,862.68		1310	7.3
1,700.00		1020	19.8	1,863.91		0250	7.5
1,700.00		1205	49.0	1,869.00		0010	50.9
1,700.00		1230	5.6	1,875.00		0010	54.0
1,700.00		1310	8.1	1,880.00		0010	76.2
1,700.00		1325	14.7	1,894.67		6965	84.2
1,700.00		7252	10.1	1,900.00		0010	13.1
1,700.00		7343	16.9	1,900.00		0250	21.4
1,700.00		7759	15.2	1,900.00		1020	71.1
1,700.75		6210	290.1	1,900.00		1390	3.5
1,700.75		6220	35.7	1,900.00		1410	32.5
1,700.75		7343	37.4	1,900.00		7343	58.6
1,702.49		0010	553.1	1,900.00		7344	13.1
1,705.04		1020	6.1	1,903.00		0010	46.0
1,710.00		0010	8.2	1,903.08		1310	29.2
1,717.00		0010	60.3	1,905.00		0010	21.5
1,725.00		0010	94.3	1,947.00		0010	74.2
1,750.00		0010	243.1	1,950.00		0010	63.0
1,750.00		0250	25.4	1,953.00		1020	30.2
1,750.00		1220	20.2	1,953.88		6955	11.0
1,750.00		6220	144.4	1,953.88		6965	110.6
1,750.00		6965	69.4	1,953.88		7580	28.2
1,750.00		7263	37.3	1,967.90		1220	65.1
1,750.00		7343	78.6	1,983.00		1315	9.6
1,750.00		7759	109.6	2,000.00		0010	95.1
1,753.07		1020	140.4	2,000.00		1095	42.5

AUGUST 1996 ERRATA TO THE FINAL GRAPE CRUSH REPORT, 1995 CROP

TABLE 8. BASE PRICE PAID TO GROWERS FOR GRAPES CRUSHED, DELIVERED TO CALIFORNIA PROCESSORS FROM THE 1995 CROP, WITH BRIX ACTORS AND PURCHASED TONNAGE, BY TYPE, VARIETY, REPORTING DISTRICT WHERE GROWN, AND WEIGHTED AVERAGE BASE PRICE

Variety	Base Price	Brix Factors	Tons	Variety	Base Price	Brix Factors	Tons
	<i>Dollars Per Ton</i>	<i>Code a/</i>			<i>Dollars Per Ton</i>	<i>Code a/</i>	
	2,000.00	1220	25.9		1,400.00	1205	131.9
	2,000.00	1310	18.8		1,400.00	1220	10.7
	2,000.00	1325	9.4		1,400.00	1310	.9
	2,000.00	1410	15.8		1,400.00	1325	434.8
	2,000.00	7343	52.2		1,400.00	6848	43.4
	2,019.57	0010	19.8		1,440.00	0010	29.6
	2,100.00	0010	135.7		1,450.00	0010	24.3
	2,132.65	0290	71.4		1,450.00	1420	1.0
	2,150.00	0010	13.5		1,451.23	1215	24.8
	2,150.00	1400	11.3		1,458.20	1310	30.9
	2,200.00	0010	15.0		1,466.00	8245	3.3
	2,200.00	1220	50.6		1,483.69	1310	36.3
	2,200.00	7343	15.2		1,485.43	1310	128.6
	2,300.00	1400	23.3		1,500.00	0010	253.0
	2,310.62	1010	22.1		1,500.00	1020	133.1
	2,454.00	0010	20.1		1,500.00	1220	.3
	2,500.00	0010	20.2		1,500.00	1310	98.2
	2,500.00	1095	33.7		1,500.00	1315	19.9
	2,500.00	1400	10.5		1,500.00	5080	7.1
	2,700.00	6454	46.5		1,500.00	7344	3.2
	2,800.00	1020	8.5		1,500.00	7759	24.8
	3,000.00	0010	20.6		1,510.50	1220	4.9
	3,868.00	1205	35.8		1,515.84	6220	6.9
					1,529.00	1220	1.8
WTD. AVG. BASE	1,575.98				1,529.50	0010	12.1
	1,576.90				1,529.50	1315	29.7
					1,529.50	7759	276.6
MALBEC	700.00	1020	14.0		1,529.82	1315	72.3
	1,057.00	7252	20.1		1,530.00	1185	4.3
	1,072.00	0010	4.4		1,531.00	1020	20.8
	1,088.57	0010	1.0		1,531.29	0010	107.2
	1,100.00	5161	40.5		1,531.29	1095	5.1
	1,387.80	1310	.2		1,532.00	1325	8.0
	1,491.25	1010	1.1		1,533.15	1310	15.7
	1,500.00	0290	3.3		1,534.94	1190	120.8
	1,500.00	0870	.3		1,547.00	0010	22.4
	1,500.00	7344	.8		1,550.00	0010	9.6
	1,650.00	0010	2.4		1,550.00	0250	4.1
	1,700.00	0010	4.4		1,550.00	0360	5.8
					1,550.00	1095	10.0
WTD. AVG. BASE	1,095.85				1,550.00	1200	41.2
	1,095.77				1,550.00	6220	333.3
					1,550.00	7252	1.6
MERLOT	800.00	0010	20.2		1,550.00	7263	43.6
	1,147.13	0010	30.0		1,550.00	7759	1.7
	1,147.13	7759	73.0		1,559.74	0010	29.8
	1,148.47	0010	56.7		1,561.08	0010	22.2
	1,150.00	6220	9.2		1,561.08	1095	6.0
	1,200.00	0010	4.5		1,575.00	7759	29.5
	1,200.00	1205	.4		1,579.50	0250	24.7
	1,200.00	4037	3.4		1,581.16	7030	1.0
	1,300.00	0010	43.7		1,582.61	1310	49.0
	1,317.08	1310	43.9		1,600.00	0010	135.7
	1,319.55	1010	3.4		1,600.00	0250	13.6
	1,335.24	1325	71.7		1,600.00	1095	12.7
	1,350.00	1325	51.9		1,600.00	1200	42.5
	1,350.00	6220	64.8		1,600.00	1205	370.9
	1,386.40	1310	135.7		1,600.00	1215	5.3
	1,400.00	0010	73.7		1,600.00	1310	24.1

AUGUST 1996 ERRATA TO THE FINAL GRAPE CRUSH REPORT, 1995 CROP

TABLE 8. BASE PRICE PAID TO GROWERS FOR GRAPES CRUSHED, DELIVERED TO CALIFORNIA PROCESSORS FROM THE 1995 CROP, WITH BRIX ACTORS AND PURCHASED TONNAGE, BY TYPE, VARIETY, REPORTING DISTRICT WHERE GROWN, AND WEIGHTED AVERAGE BASE PRICE

Variety	Base Price	Brix Factors	Tons	Variety	Base Price	Brix Factors	Tons
	<i>Dollars Per Ton</i>	<i>Code a/</i>			<i>Dollars Per Ton</i>	<i>Code a/</i>	
1,600.00		1315	4.7	1,772.00		1020	7.2
1,600.00		1325	2.5	1,775.00		7343	8.7
1,600.00		6848	24.0	1,781.29		1205	46.2
1,600.00		7759	92.1	1,785.64		1310	38.2
1,604.50		0250	6.1	1,790.00		0010	63.2
1,607.37		7794	42.0	1,800.00		0010	198.5
1,607.37		7820	1.6	1,800.00		1020	41.2
1,629.50		0010	51.8	1,800.00		1095	39.4
1,629.50		0250	8.4	1,800.00		1205	4.9
1,629.50		1010	3.2	1,800.00		1220	.4
1,631.29		0010	22.5	1,800.00		1310	10.4
1,640.00		1200	21.2	1,800.00		1315	34.4
1,650.00		0010	121.3	1,800.00		1325	28.4
1,650.00		0250	35.5	1,800.00		1400	15.6
1,650.00		1010	1.8	1,800.00		1535	1.0
1,650.00		1095	70.5	1,800.00		7115	4.0
1,650.00		1105	2.9	1,800.00		7343	34.9
1,650.00		1185	22.6	1,800.00		7759	54.0
1,650.00		1205	64.2	1,800.00		7820	3.1
1,650.00		1325	2.5	1,807.95		1095	146.2
1,650.00		6848	10.2	1,837.55		1020	16.2
1,650.00		7759	24.4	1,850.00		0010	11.5
1,650.00		7794	60.7	1,850.00		1095	73.5
1,650.00		7820	1.4	1,850.00		7759	3.6
1,660.00		1410	3.1	1,866.00		1315	5.8
1,675.00		0010	4.1	1,875.00		0010	1.9
1,675.00		1215	106.9	1,900.00		0010	23.4
1,682.45		1315	3.5	1,900.00		1410	3.0
1,683.00		1010	3.7	1,903.00		0010	14.7
1,683.00		1315	18.2	1,914.11		1095	7.8
1,684.80		0010	.4	1,924.06		6965	43.4
1,685.00		0010	8.2	1,928.65		7263	39.5
1,700.00		0010	154.5	1,929.50		0010	4.9
1,700.00		1020	2.9	1,929.50		0250	7.7
1,700.00		1095	3.1	1,947.00		0010	4.2
1,700.00		1205	127.2	1,950.00		0010	196.3
1,700.00		1315	14.3	1,950.00		1205	14.0
1,700.00		1400	37.6	1,964.00		0010	11.4
1,700.00		1410	18.0	1,969.00		0010	39.6
1,700.00		5188	6.7	1,970.00		0010	17.9
1,700.00		7759	9.4	2,000.00		0010	9.8
1,703.00		0010	34.9	2,000.00		0250	4.8
1,717.00		0010	14.0	2,000.00		1215	4.3
1,729.50		1220	19.4	2,000.00		1220	2.3
1,730.00		0010	10.3	2,000.00		1415	7.5
1,746.00		1220	82.5	2,000.00		7343	10.8
1,750.00		0010	35.2	2,021.92		0290	52.1
1,750.00		1095	51.1	2,200.00		0010	16.9
1,750.00		1200	33.6	2,200.00		1220	5.8
1,750.00		1205	19.9	2,310.62		1010	4.8
1,750.00		1315	13.9	2,500.00		1400	10.4
1,750.00		6220	16.7				
1,750.00		6965	27.4	WTD. AVG. BASE	1,603.59		
1,750.00		7040	2.5		1,604.12		
1,750.00		7263	32.0				
1,750.00		7759	21.3	PINOT NOIR	500.00	0010	3.9
1,757.58		1020	37.2		700.00	7288	25.1
1,760.00		1400	5.9		770.00	7462	6.7
1,760.98		0010	6.8			1095	

AUGUST 1996 ERRATA TO THE FINAL GRAPE CRUSH REPORT, 1995 CROP

TABLE 8. BASE PRICE PAID TO GROWERS FOR GRAPES CRUSHED, DELIVERED TO CALIFORNIA PROCESSORS FROM THE 1995 CROP, WITH BRIX ACTORS AND PURCHASED TONNAGE, BY TYPE, VARIETY, REPORTING DISTRICT WHERE GROWN, AND WEIGHTED AVERAGE BASE PRICE

Variety	Base Price	Brix Factors	Tons	Variety	Base Price	Brix Factors	Tons
	<i>Dollars Per Ton</i>	<i>Code a/</i>			<i>Dollars Per Ton</i>	<i>Code a/</i>	
	808.39	0010	19.7		1,350.00	1220	19.0
	850.00	0010	2.9		1,350.00	6220	22.6
	850.00	4985	124.3		1,400.00	0010	165.2
	850.00	5138	232.8		1,400.00	1220	11.5
	850.00	7160	12.4		1,400.00	7115	7.0
	850.00	7347	25.2		1,400.00	7759	9.6
	900.00	0010	306.2		1,450.00	0010	186.9
	900.00	1215	20.3		1,450.00	1085	129.6
	900.00	5138	25.7		1,450.00	1400	8.0
	938.12	0010	86.5		1,490.71	1085	7.2
	942.64	0560	35.8		1,500.00	0010	118.5
	953.12	0010	160.5		1,500.00	1085	51.0
	960.00	0010	2.9		1,500.00	1220	12.2
	992.25	0560	158.1		1,500.00	1460	1.3
	1,000.00	0010	14.9		1,546.15	1085	42.1
	1,000.00	0560	16.2		1,550.00	0010	47.1
	1,000.00	1085	5.1		1,550.00	1315	5.0
	1,000.00	1220	1.4		1,600.00	0010	157.3
	1,038.12	0010	15.7		1,600.00	1085	38.1
	1,043.00	0010	29.0		1,600.00	1325	14.1
	1,043.00	0560	317.7		1,635.00	7759	23.7
	1,047.38	0560	21.1		1,636.54	6220	4.3
	1,050.00	0010	174.4		1,636.54	7344	23.7
	1,050.00	0620	42.4		1,657.14	0010	15.6
	1,073.56	0560	108.0		1,660.83	0010	18.5
	1,083.54	0560	5.6		1,665.00	1410	2.2
	1,084.00	0010	121.1		1,697.15	6220	37.1
	1,098.88	0010	76.1		1,700.00	0010	8.8
	1,100.00	0010	40.5		1,700.00	1085	49.8
	1,100.00	0560	43.4		1,800.00	0010	24.5
	1,102.50	0010	124.2		1,800.00	1085	47.1
	1,102.50	0560	18.1		1,809.00	0010	82.8
	1,150.00	1095	2.1				
	1,152.11	0010	56.6	WTD. AVG. BASE	1,194.02		
	1,158.90	0010	42.2				
	1,158.90	0560	57.3				
	1,159.26	0010	106.5				
	1,159.26	0560	98.1	DISTRICT 5			
	1,200.00	0010	11.1				
	1,200.00	0250	5.7				
	1,200.00	0560	114.1	WINE GRAPES (RED)			
	1,200.00	1205	39.2	MERLOT	1,000.00	7085	90.8
	1,200.00	1325	5.5		1,300.00	0010	493.4
	1,200.00	1330	3.9		1,400.00	7759	151.7
	1,200.00	1420	8.1		<i>1,900.00</i>	<i>0010</i>	<i>10.3</i>
	1,200.00	7759	6.5	WTD. AVG. BASE	1,283.60		
	1,207.50	0560	18.4		1,292.11		
	1,210.00	0010	40.9				
	1,246.23	0010	18.2	SANGIOVETO/ SANGIOVESE	1,000.00	0010	2.6
	1,250.00	0010	92.9		1,600.00	0010	8.9 12.8
	1,250.00	1205	5.6	WTD. AVG. BASE	1,464.35		
	1,267.00	0560	4.9		1,498.70		
	1,275.00	1095	44.2				
	1,295.76	1020	197.2	DISTRICT 6			
	1,300.00	0010	36.0				
	1,300.00	0560	9.0				
	1,300.00	1330	24.8				
	1,300.00	7344	13.7				
	1,350.00	0010	20.5				

AUGUST 1996 ERRATA TO THE FINAL GRAPE CRUSH REPORT, 1995 CROP

TABLE 8. BASE PRICE PAID TO GROWERS FOR GRAPES CRUSHED, DELIVERED TO CALIFORNIA PROCESSORS FROM THE 1995 CROP, WITH BRIX ACTORS AND PURCHASED TONNAGE, BY TYPE, VARIETY, REPORTING DISTRICT WHERE GROWN, AND WEIGHTED AVERAGE BASE PRICE

Variety	Base Price	Brix Factors	Tons	Variety	Base Price	Brix Factors	Tons
	<i>Dollars Per Ton</i>	<i>Code a/</i>			<i>Dollars Per Ton</i>	<i>Code a/</i>	
WINE GRAPES (RED)					1,090.17	7030	132.9
BARBERA	550.00	1010	6.9		1,100.00	0010	17.3 20.9
	720.00	0010	11.3		1,100.00	1095	3.9
WTD. AVG. BASE	720.00 655.55				1,100.00	1205	88.6
					1,100.00	1390	42.3
MERLOT	650.00	0010	5.1		1,100.00	7759	476.1
	800.00	0010	5.9		1,125.00	0010	521.8
	1,000.00	0010	12.0		1,150.00	0010	666.8
	1,000.00	1220	6.0		1,150.00	0990	37.0
	1,000.00	1390	2.2		1,150.00	1020	6.6
	1,049.90	6430	326.0		1,150.00	1095	50.8
	1,100.00	0010	3.4		1,193.65	7030	2,285.5
	1,150.00	1020	5.9		1,200.00	0010	386.8 397.8
	1,150.00	1335	2.0		1,200.00	0860	105.5
	1,200.00	1010	4.8		1,200.00	0990	34.1
	1,250.00	1020	12.1		1,200.00	1020	43.0
	1,250.00	1205	70.2		1,200.00	1095	1,288.3
	1,250.00	1325	20.0		1,200.00	1205	354.7
	1,300.00	0010	18.6		1,200.00	1410	2.0
	1,300.00	1020	5.9		1,200.00	7252	109.8
	1,300.00	1410	2.6		1,200.00	7489	154.4
	1,300.00	7759	49.0		1,200.00	7759	17.9
	1,350.00	0010	4.9		1,220.00	0010	1.9
	1,500.00	0010	2.8		1,250.00	1205	35.0
	1,550.00	7759	67.9		1,277.00	0010	70.1
	1,574.00	1020	1.1		1,300.00	0010	15.6
	1,600.00	0010	51.0		1,320.00	1220	88.2
	1,600.00	1010	5.2		1,350.00	0010	12.7
	1,650.00	1205	1.0		1,350.00	0860	44.2
	2,000.00	0010	11.6		1,350.00	1205	48.2
WTD. AVG. BASE	1,214.07 1,216.94				1,400.00	0010	188.0
					1,400.00	1095	136.9
<hr/> DISTRICT 7 <hr/>					1,467.23	0270	62.5
WINE GRAPES (WHITE)					1,500.00	0010	574.1
CHARDONNAY	875.00	0010	46.0		1,500.00	1095	412.6
	900.00	1095	3.9		1,500.00	1190	3.1
	946.16	1010	56.6		1,500.00	1205	440.2
	950.00	0990	287.9		1,500.00	1215	7.2
	1,000.00	0010	286.9		1,500.00	7252	244.0
	1,000.00	0880	3.0		1,500.00	7759	144.9
	1,000.00	1205	71.8		1,575.00	0010	40.2
	1,001.19	6430	348.5		1,600.00	0860	11.1
	1,011.10	7030	207.5		1,600.00	1095	93.0
	1,035.90	1010	49.6		1,600.00	7759	64.8
	1,050.00	0010	214.3		1,820.00	1010	52.3
	1,059.54	0010	2,610.2	WTD. AVG. BASE	1,185.07 1,185.20		
	1,060.00	7466	761.0				
	1,075.00	0010	7.1	PINOT BLANC	483.49	0860	310.7
	1,087.91	1010	291.5		539.27	3280	105.4
					700.00	0010	153.8
					700.00	1095	89.9
					750.00	0010	8.4
					750.00	1205	5.6
					800.00	0010	227.2
					800.00	1010	29.7

AUGUST 1996 ERRATA TO THE FINAL GRAPE CRUSH REPORT, 1995 CROP

TABLE 8. BASE PRICE PAID TO GROWERS FOR GRAPES CRUSHED, DELIVERED TO CALIFORNIA PROCESSORS FROM THE 1995 CROP, WITH BRIX ACTORS AND PURCHASED TONNAGE, BY TYPE, VARIETY, REPORTING DISTRICT WHERE GROWN, AND WEIGHTED AVERAGE BASE PRICE

Variety	Base Price	Brix Factors	Tons	Variety	Base Price	Brix Factors	Tons
	<i>Dollars Per Ton</i>	<i>Code a/</i>			<i>Dollars Per Ton</i>	<i>Code a/</i>	
	850.00	1220	22.2		614.72	1010	180.6
	1,260.00	1010	12.4		622.56	0010	403.5
	1,400.00	1020	1.6		650.00	0435	393.4
					750.00	0010	21.9
WTD. AVG. BASE	644.09				800.00	7065	21.2
	651.98				850.00	1020	4.0
					950.00	1445	2.0
					1,000.00	0010	433.8
					1,000.00	7065	210.7
				WTD. AVG. BASE	669.04		
					669.69		
WINE GRAPES (RED)				DISTRICT 8			
PINOT NOIR	550.00	1205	71.2	WINE GRAPES (WHITE)			
	595.05	1000	246.5	CHARDONNAY	725.00	0010	277.1
	696.64	1010	116.5		738.00	1205	499.7
	750.00	0010	609.0		738.03	0010	503.6
	750.00	1010	4.6		750.00	1010	1.5
	759.67	3280	60.4		800.00	1020	1.6
	800.00	0010	20.6		850.00	0010	62.7
	800.00	0860	3.2		857.00	0010	150.0
	800.00	1020	.7		875.00	0010	227.5
	800.00	7553	70.8		900.00	0010	18.4
	804.21	1010	39.8		900.00	0880	12.2
	810.00	7466	266.3		900.00	1020	25.9
	850.00	0010	64.2		925.00	0010	33.9
	850.00	1390	21.4		950.00	1095	37.6
	850.00	7288	84.8		975.00	0010	224.3
	875.00	1400	31.0		1,000.00	0010	1,349.7
	900.00	0010	370.4		1,000.00	1205	10.3
	900.00	7065	272.4		1,000.00	1220	13.6
	900.00	7759	27.7		1,000.00	8108	18.8
	925.00	1020	24.5		1,000.00	8233	9.3
	950.00	0010	116.0		1,020.00	0010	104.5
	1,000.00	0010	36.7		1,020.00	1020	20.0
	1,000.00	1215	46.6		1,032.19	0010	19.8
	1,000.00	1220	10.2		1,036.31	1215	147.8
	1,000.00	1453	5.8		1,037.77	0010	710.0
	1,050.00	0010	230.5		1,050.00	0010	457.6
	1,050.00	7065	71.6		1,050.00	1205	128.0
	1,100.00	0010	85.2		1,060.00	7466	2,074.6
			102.9		1,100.00	0010	381.7
	1,150.00	0010	44.2		1,100.00	1020	4.2
	1,200.00	0010	14.1		1,100.00	1205	155.7
	1,200.00	1220	13.5		1,100.00	7030	71.4
	1,200.00	7759	8.4		1,100.41	0010	998.1
	1,250.00	1220	41.0		1,121.68	0010	23.3
	1,300.00	7759	3.4		1,149.00	7252	122.6
	1,400.00	0010	2.0		1,150.00	0010	24.8
	1,433.00	0010	9.8		1,150.00	1095	245.9
	1,500.00	0010	26.8		1,150.00	1205	3.0
	1,700.00	0010	29.5		1,150.00	7830	66.4
WTD. AVG. BASE	866.03				1,172.69	0010	26.2
	867.32				1,200.00	0010	179.8
					1,200.00	0670	15.4
ZINFANDEL	400.00	0010	4.2				
	450.00	0460	400.0				
	500.00	0010	23.3				
	512.26	0010	405.6				
	525.00	0460	49.9				
	550.00	0435	148.5				
	550.00	1020	1.5				

AUGUST 1996 ERRATA TO THE FINAL GRAPE CRUSH REPORT, 1995 CROP

TABLE 8. BASE PRICE PAID TO GROWERS FOR GRAPES CRUSHED, DELIVERED TO CALIFORNIA PROCESSORS FROM THE 1995 CROP, WITH BRIX ACTORS AND PURCHASED TONNAGE, BY TYPE, VARIETY, REPORTING DISTRICT WHERE GROWN, AND WEIGHTED AVERAGE BASE PRICE

<u>Variety</u>	<u>Base Price</u>	<u>Brix Factors</u>	<u>Tons</u>	<u>Variety</u>	<u>Base Price</u>	<u>Brix Factors</u>	<u>Tons</u>
	<i>Dollars Per Ton</i>	<i>Code a/</i>			<i>Dollars Per Ton</i>	<i>Code a/</i>	
	1,200.00	1080	805.1	WTD. AVG. BASE	1,110.83		
	1,200.00	1095	200.1		1,111.08		
	1,200.00	7357	9.4				
	1,205.00	0010	20.2				
	1,214.73	0010	281.5				
	1,228.00	1020	8.1				
	1,228.23	1020	36.7				
	1,230.00	1330	5.5				
	1,250.00	0010	281.5				
	1,250.00	1095	57.3				
	1,250.00	1330	3.3				
	1,250.00	1400	5.0				
	1,250.00	7759	17.6				
	1,268.57	0010	33.8				
	1,300.00	0010	73.6				
	1,300.00	1095	50.7				
	1,300.00	7357	140.2				
	1,320.00	1220	1.2				
	1,325.00	1020	127.6				
	1,329.89	0010	82.8				
	1,350.00	0010	22.9				
	1,350.00	1205	19.3				
	1,395.00	1410	7.0				
	1,400.00	0010	90.6				
	1,400.00	1020	2.8				
	1,400.00	1205	11.5				
	1,410.00	1205	10.5				
	1,435.00	0010	48.1				
	1,435.00	1020	6.8				
	1,435.00	1315	11.3				
	1,450.00	0010	2.0				
	1,450.00	1205	10.5				
	1,475.00	7329	50.7				
	1,475.89	0010	226.8				
	1,500.00	0010	157.9				
	1,500.00	0880	.3				
	1,500.00	1020	5.1				
	1,500.00	1095	8.3				
	1,500.00	1100	23.2				
	1,500.00	1205	17.2				
	1,500.00	1220	10.2				
	1,500.00	1315	4.2				
	1,500.00	1325	16.7				
	1,500.00	1410	1.4				
	1,500.00	6932	136.8				
	1,500.00	7040	257.1				
	1,500.00	7759	84.0				
	1,570.98	0880	2.1				
	1,570.98	7253	89.2				
	1,595.00	0010	190.6				
	1,600.00	0010	160.2				
	1,600.00	1220	19.6				
	1,618.00	0860	26.5				
	1,618.00	1220	30.9				
	1,700.00	0010	4.9				
	1,700.00	1410	2.4				
	1,750.00	0010	7.9				
	1,850.00	1220	6.3				
	2,000.00	1315	1.9				

AUGUST 1996 ERRATA TO THE FINAL GRAPE CRUSH REPORT, 1995 CROP

TABLE 8. BASE PRICE PAID TO GROWERS FOR GRAPES CRUSHED, DELIVERED TO CALIFORNIA PROCESSORS FROM THE 1995 CROP, WITH BRIX ACTORS AND PURCHASED TONNAGE, BY TYPE, VARIETY, REPORTING DISTRICT WHERE GROWN, AND WEIGHTED AVERAGE BASE PRICE

Variety	Base Price	Brix Factors	Tons	Variety	Base Price	Brix Factors	Tons
	<i>Dollars Per Ton</i>	<i>Code a/</i>			<i>Dollars Per Ton</i>	<i>Code a/</i>	
DISTRICT 11					160.00	0010	856.2
WINE GRAPES (RED)					160.00	0416	42,556.6
MERLOT	450.00	7256	217.6		160.00	0478	183.3
	500.00	0010	620.7		160.00	0517	9,839.5
	500.00	6142	87.4		160.00	2201	320.7
	550.00	7256	174.2		160.00	2527	138.6
	629.23	0010	220.1		160.00	2530	37,536.0
	750.00	0010	2,444.8		160.00	2665	74,609.5
	750.00	7063	152.7		165.00	0010	122.0
	796.08	0250	2,040.7		168.00	0190	544.4
	800.00	0010	60.7		170.00	0190	1,205.6
	800.00	6130	64.9		170.00	2687	2,792.9
	800.00	7250	101.9		170.00	4295	6,088.4
	800.00	7256	184.0		175.00	0010	209.1
	815.00	0010	255.8		176.00	2492	2,129.3
	850.00	0010	33.0		185.00	2665	1,287.4
	850.00	1205	75.7		193.00	2665	126.2
	850.00	7250	58.2		195.00	2665	1,109.3
	900.00	0010	2,149.2	WTD. AVG. BASE	160.98	c/	
	900.00	6430	689.7	TABLE GRAPES			
	900.00	7065	467.8	WHITE MALAGA	148.00	0010	46.0
	900.00	7250	486.7		150.00	0010	773.0
	950.00	1455	59.5				1,425.3
	1,100.00	7590	973.1		150.00	2535	276.3
	1,200.00	0010	592.1		160.00	2535	867.8
	1,200.00	0250	1,111.9		160.00	2665	492.5
	1,225.00	0250	209.9	WTD. AVG. BASE	155.50		
	1,225.00	1010	100.0		154.35		
	1,250.00	0010	46.2	OTHER TABLE	8.00	b/ 1750	39,836.2
	1,250.00	0210	146.2		100.00	2870	40,021.7
	1,250.00	1020	72.6				82.4
	1,272.71	1205	46.6	WTD. AVG. BASE	100.00	c/	
	1,275.00			WINE GRAPES (WHITE)			
	1,400.00	0010	72.8	CHENIN BLANC	8.00	b/ 1750	9.0
	1,400.00	1205	108.1		125.00	0150	1,741.4
	1,500.00	0010	48.0		150.00	0010	2,319.5
	1,500.00	1105	62.0		153.61	2370	384.7
	1,500.00	1205	116.1		154.79	2370	1,968.9
WTD. AVG. BASE	897.98				160.00	0010	5,766.0
	897.99						7,471.8
DISTRICT 13					160.00	0150	480.4
RAISIN GRAPES					164.50	0150	3,475.5
THOMPSON	7.50	b/ 1750	2,047.2		170.00	2370	13,195.3
SEEDLESS	8.00	b/ 1750	103,994.4		175.00	0010	204.7
			106,136.7		175.00	2370	7,725.4
	100.00	2870	11.9		175.00	2402	1,522.1
	109.20	0416	487.6		175.00	2475	33,047.8
	125.00	2870	140.2				34,171.3
	150.00	2665	694.5		175.00	2870	378.3
	155.00	2530	203.9		175.00	3310	2,255.7

AUGUST 1996 ERRATA TO THE FINAL GRAPE CRUSH REPORT, 1995 CROP

TABLE 8. BASE PRICE PAID TO GROWERS FOR GRAPES CRUSHED, DELIVERED TO CALIFORNIA PROCESSORS FROM THE 1995 CROP, WITH BRIX ACTORS AND PURCHASED TONNAGE, BY TYPE, VARIETY, REPORTING DISTRICT WHERE GROWN, AND WEIGHTED AVERAGE BASE PRICE

Variety	Base Price	Brix Factors	Tons	Variety	Base Price	Brix Factors	Tons
	<i>Dollars Per Ton</i>	<i>Code a/</i>			<i>Dollars Per Ton</i>	<i>Code a/</i>	
	176.72	0010	458.9	MUSCAT BLANC/	125.00	0150	1,741.4
	185.00	0880	265.6	MUSCAT CANELLI	160.00	0150	480.4
	197.50	0560	202.8		164.50	0150	3,475.5
	200.00	0010	509.2		200.00	2330	202.8
	200.00	2475	12,472.5		300.00	0010	2,020.7
	210.00	0605	47.4		300.00	2472	1,408.4
	241.00	0010	817.6		325.00	2330	553.1
					375.00	0010	20.1
WTD. AVG. BASE	176.55 c/			WTD. AVG. BASE	214.38		
	174.71				298.82		
FRENCH COLOMBARD	8.00 b/	1750	3,695.5	WINE GRAPES (RED)			
	100.00	2870	44.4	CABERNET	360.00	6450	932.0
	125.00	2870	125.4	SAUVIGNON	400.00	6432	297.7
	139.50	2620	182.0		400.00	6451	524.6
	145.00	2620	9,434.1		443.00	0010	193.1
	145.68	2620	1,662.8		475.00	0010	249.2
	146.65	2620	2,949.2		500.00	0010	622.3
	150.00	2261	3,519.6		500.00	0605	2.3
	160.00	0070	518.8		500.00	4080	106.7
	160.00	0560	4,341.2		550.00	0010	108.5
	160.00	0630	1,383.0		550.00	7480	142.0
	160.00	0990	392.1		600.00	0190	90.6
	160.00	2512	21,561.3	WTD. AVG. BASE	466.67		
	160.00	2620	78,695.9		436.26		
	160.00	2870	1,371.4	RUBIRED	350.00	0010	1,374.0
	160.00	4396	1,602.3		350.00	0210	112.6
	164.50	0070	6,627.5		350.00	0680	25.2
	165.00	0902	277.9		350.00	0860	386.0
	165.00	2920	104,227.0		350.00	1205	563.1
			112,514.6		350.00	4200	4,313.1
	165.00	3310	703.3		350.00	5188	16,862.4
	170.00	0010	3,772.7		350.00	6432	198.2
	170.00	4212	161.2		350.00	6440	6,317.6
	175.00	0010	25.2				6,622.3
	175.00	0190	87.0		350.00	6860	609.0
	175.00	2620	292.1		350.00	7256	561.1
	175.00	2870	1,393.4		400.00	0605	50.4
	175.00	2920	26,011.6		400.00	7256	1,314.7
	175.00	4250	194.6		425.00	0010	162.6
	180.00	0690	553.6	WTD. AVG. BASE	352.45		
	183.00	0605	263.1		352.43		
	185.00	0860	1,654.1	ZINFANDEL	260.00	0010	9.4
	225.00	0010	390.1		275.00	2060	614.7
	230.00	0010	38.2		300.00	0010	2,139.0
WTD. AVG. BASE	163.10 c/				300.00	0045	7,885.5
	163.16				300.00	1875	84.6
MALVASIA BIANCA	173.62	3280	423.0		300.00	4380	940.3
	175.00	0010	302.8		315.00	0010	1,357.3
			607.6		325.00	0010	1,230.5
	175.00	3280	559.1		400.00	0010	845.7
	185.00	0010	635.6		400.00	2060	763.6
	200.00	3310	744.8		400.00	2095	423.2
WTD. AVG. BASE	184.15						
	183.21						

AUGUST 1996 ERRATA TO THE FINAL GRAPE CRUSH REPORT, 1995 CROP

TABLE 8. BASE PRICE PAID TO GROWERS FOR GRAPES CRUSHED, DELIVERED TO CALIFORNIA PROCESSORS FROM THE 1995 CROP, WITH BRIX ACTORS AND PURCHASED TONNAGE, BY TYPE, VARIETY, REPORTING DISTRICT WHERE GROWN, AND WEIGHTED AVERAGE BASE PRICE

Variety	Base Price	Brix Factors	Tons	Variety	Base Price	Brix Factors	Tons
	<i>Dollars Per Ton</i>	<i>Code a/</i>			<i>Dollars Per Ton</i>	<i>Code a/</i>	
	401.00	0010	17.4	TABLE GRAPES			
	425.00	0010	10.2	WHITE MALAGA	150.00	0010	2,228.3
	425.00	0470	7,433.7				1,575.9
	450.00	1923	211.5		160.00	0897	598.4
	450.00	2095	2,354.1		160.00	2535	1,599.8
	455.00	2095	700.3		160.00	2665	1,907.5
	475.00	2095	56.4	WTD. AVG. BASE	156.48		
	480.00	0045	94.2		157.23		
	499.00	2081	8,015.2	OTHER TABLE	7.00	b/ 1750	17.1
	499.00	2095	298.9		8.00	b/ 1750	17,172.3
	500.00	0010	348.4				16,986.8
	500.00	0045	1,454.1	WTD. AVG. BASE	d/		
	500.00	1975	7,414.0	WINE GRAPES (WHITE)			
	500.00	2095	738.6	CHENIN BLANC	140.00	2079	410.5
	510.00	0010	1,747.4		160.00	0010	4,511.2
			2,076.9				2,805.4
	525.00	0470	139.6		160.00	0190	482.0
	650.00	0605	37.9		160.00	2402	839.5
	700.00	0010	5.8		160.00	2670	1,376.2
	825.00	0010	16.4		165.00	0010	7,411.8
WTD. AVG. BASE	421.53				165.00	0150	1,758.6
	422.14				165.00	2402	351.0
					165.00	2670	7,904.1
<hr/>							
DISTRICT 14							
<hr/>							
RAISIN GRAPES							
THOMPSON	7.50	b/ 1750	4,274.1		168.00	0010	1,371.6
SEEDLESS	8.00	b/ 1750	20,512.4		175.00	0010	675.1
			18,370.1		175.00	0150	605.7
	8.50	1750	233.1		175.00	0575	2,196.9
	140.00	1040	172.8		175.00	0741	284.6
	140.00	3280	277.9		175.00	2475	1,123.5
	150.00	0010	414.8		175.00	2670	1,115.0
	150.00	1043	831.1		180.00	0825	376.9
	150.00	2530	912.6	WTD. AVG. BASE	165.72		
	155.00	0897	408.3		165.69		
	155.00	1040	783.8	FRENCH	8.00	b/ 1750	1,330.1
	155.00	1043	412.8	COLOMBARD	150.00	2873	6,979.1
	155.00	2530	834.9		160.00	0010	97.6
	160.00	0010	9,648.1		160.00	0564	926.7
	160.00	0517	1,219.4		160.00	0840	4,059.8
	160.00	1043	371.6		160.00	1043	153.2
	160.00	1257	1,229.7		160.00	1044	44.4
	160.00	2530	3,909.6		160.00	2512	4,618.9
	165.00	0010	268.3		160.00	2620	37,735.8
	165.00	0860	263.0		160.00	2870	283.7
	165.00	0902	449.0		165.00	0902	170.4
	165.00	1043	495.9		165.00	1043	321.1
	170.25	3280	711.9		165.00	2920	34,687.8
WTD. AVG. BASE	158.81	c/					26,400.2
					175.00	0897	589.0
					175.00	1044	923.6

AUGUST 1996 ERRATA TO THE FINAL GRAPE CRUSH REPORT, 1995 CROP

TABLE 8. BASE PRICE PAID TO GROWERS FOR GRAPES CRUSHED, DELIVERED TO CALIFORNIA PROCESSORS FROM THE 1995 CROP, WITH BRIX ACTORS AND PURCHASED TONNAGE, BY TYPE, VARIETY, REPORTING DISTRICT WHERE GROWN, AND WEIGHTED AVERAGE BASE PRICE


Variety	Base Price	Brix Factors	Tons	Variety	Base Price	Brix Factors	Tons
	<i>Dollars Per Ton</i>	<i>Code a/</i>			<i>Dollars Per Ton</i>	<i>Code a/</i>	
WTD. AVG. BASE	161.41 ^{c/} 161.05				400.00	0010	140.7
					400.00	0415	375.6
MALVASIA BIANCA	155.00	5188	590.2		400.00	2095	570.2
	175.00	0010	304.8		425.00	0470	3,352.0
	250.00	0010	716.4		450.00	0010	2,204.5
	400.00	0010	19.8		450.00	2095	416.7
WTD. AVG. BASE	203.43 209.97				475.00	0010	209.0
					500.00	0010	1,665.2
					500.00	0045	1,952.7
					500.00	0535	107.8
					500.00	1771	1,932.4
					500.00	2093	754.0
					510.00	0010	1,136.9 801.4
WINE GRAPES (RED)					512.50	1812	1,813.8
CABERNET	250.00	0010	1,984.9		525.00	0417	101.8
SAUVIGNON	350.00	0010	356.5		530.00	0010	177.3
	350.00	7323	670.0				
	360.00	6450	932.8	WTD. AVG. BASE	429.66 428.49		
	400.00	0010	224.2				
	400.00	1205	441.8				
	400.00	7030	269.6				
	500.00	0010	603.3				
	500.00	0210	90.4				
	535.00	6442	2,123.8				
	550.00	0605	103.6				
	550.00	1030	184.4				
	550.00	1205	559.7				
	600.00	0010	68.8				
	650.00	5300	1,209.5				
	700.00	0010	147.9				
WTD. AVG. BASE	445.87 454.73						
RUBIRED	10.00 ^{b/}	1750	1,146.1				
	250.00	0250	413.7				
	325.00	0010	13.0				
	335.00	0010	3,086.7				
	350.00	0010	24.8				
	350.00	0860	138.9				
	350.00	1205	889.1				
	350.00	4200	1,810.5				
	350.00	6432	868.0				
	350.00	6440	7,593.8 7,289.2				
	350.00	6860	111.3				
	350.00	7323	6,727.3				
	357.50	6456	2,364.5				
	360.00	4396	2,314.9				
	362.50	1205	233.6				
	400.00	0605	3.6				
	400.00	1250	1,123.0				
WTD. AVG. BASE	350.44 ^{c/}						
ZINFANDEL	275.22	2060	1,722.7				
	300.00	0010	950.7				
	300.00	0045	2,189.6				
	350.00	0010	32.5				
	385.00	0010	1,318.3				

a/ See code descriptions beginning on page 62.

b/ Price basis per degree Brix.

c/ Price per degree Brix not included in weighted average base price.

d/ All prices based on per degree Brix.



**FINAL
GRAPE CRUSH REPORT
1995 CROP**

**CALIFORNIA DEPARTMENT OF FOOD AND AGRICULTURE
SACRAMENTO, CALIFORNIA**

TABLE OF CONTENTS

	<u>PAGE</u>
GRAPE CRUSH EXPLANATIONS	1
TABLE 1: Grapes for Crushing: State totals by type and variety, weighted average degrees Brix, and weighted average dollars per ton, 1994-95	6
TABLE 2: Tons of grapes crushed by California processors from the 1995 crop by type, variety, and reporting district where grown, with comparisons	8
TABLE 3: Weighted average degrees Brix for all grapes crushed by California processors from the 1995 crop by type, variety, and reporting district where grown, with comparisons	12
TABLE 4: Tons of grapes purchased for wine, concentrate, juice, vinegar, and beverage brandy, by California processors from the 1995 crop by type, variety, and reporting district where grown, with comparisons	14
TABLE 5: Weighted average degrees Brix for all grapes purchased for wine, concentrate, juice, vinegar, and beverage brandy, by California processors from the 1995 crop by type, variety, and reporting district where grown, with comparisons	18
TABLE 6: Weighted average grower returns per ton, delivered basis, purchased for wine, concentrate, juice, vinegar, and beverage brandy, by California processors from the 1995 crop by type, variety, and reporting district where grown, with comparisons	20
TABLE 7: Tons of grapes purchased by California processors as distilling material other than beverage brandy from the 1995 crop by type and variety, with comparisons	24
TABLE 8: Base price paid to growers for grapes crushed, delivered to California processors, from the 1995 crop, with Brix factors and purchased tonnage, by type, variety, reporting district where grown, and weighted average base price	25
TABLE 8: (Supplement) Brix adjustment factor	62
TABLE 9: Tons of grapes crushed to growers' accounts by California processors from the 1995 crop by type, variety, and reporting district where grown, with comparisons.	71

COMPILED AND PUBLISHED BY:

California Agricultural Statistics Service
1220 N Street, Room 243
P.O. Box 942871
Sacramento, CA 94271-0001
(916) 498-5177

AND

Federal-State Market News Service
1220 N Street, Room 216
P.O. Box 942871
Sacramento, CA 94271-0001

MARCH 8, 1996

GRAPE CRUSH REPORT OVERVIEW

Information contained in this Report was supplied by processors to fulfill the reporting requirements of Section 55601.5 of the Food and Agricultural Code.

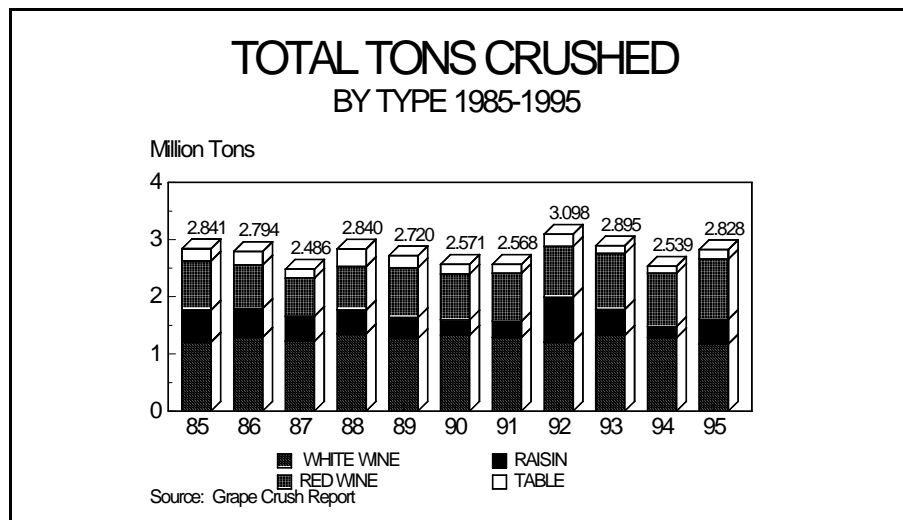
The Final Grape Crush Report includes all grape tonnage crushed and purchased during the 1995 season. Changes in tonnage, Brix, and prices from the preliminary report to this final report were due to additional purchased tonnage and prices from reference price contracts that were in effect prior to January 1, 1977 and were priced by February 25, 1996, late reports; and corrections to the original data. Reporting errors by some processors have caused a change in some district/variety entries.

Details of the crushed tonnage, degrees Brix and weighted average prices were reported by grape type and variety as well as by grape pricing district. The 17 districts refer to the area in which the grapes were grown as defined in the Administrative Code. A district map is located on the inside of the front cover. Beginning with the 1995 crop, Muscat of Alexandria variety grapes are under white wine type grapes instead of raisin type grapes. The 1994 comparisons in this report also reflect this change.

SUMMARY OF GRAPE TONNAGES AND PRICES

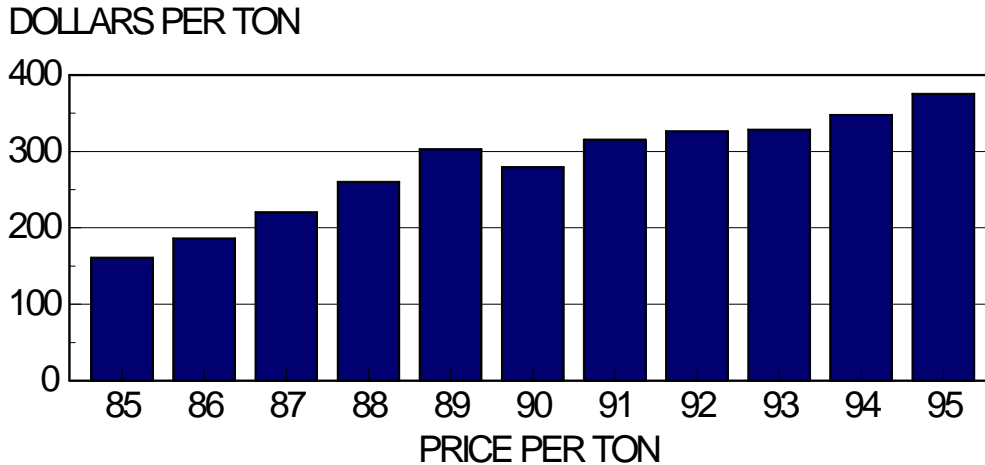
The 1995 crush totaled 2,827,858 tons, up approximately 11 percent from the 1994 crush, but 9 percent less than the record-large 1982 of 3,115,531 tons. White wine varieties continued to account for the largest share of all grapes crushed, at 1,174,982, down 8 percent from 1994. The 1995 red wine variety crush totaled 1,051,677 tons, up 12 percent from 1994. Tons crushed for raisin type varieties totaled 431,702, up 120 percent from 1994, while tons crushed for table type varieties totaled 169,498, up 38 percent from last year. (See chart below.)

California grape growers received an average price of \$375.40 per ton for grapes crushed in 1995, up 8 percent from the 1994 average price. This makes the 1995 price the highest on record. (See chart, page 2.) These price levels were not adjusted for inflation.



PRICE PAID PER TON

GROWER RETURN INCREASES



AVERAGE PRICE FOR ALL VARIETIES

Source: Grape Crush Report

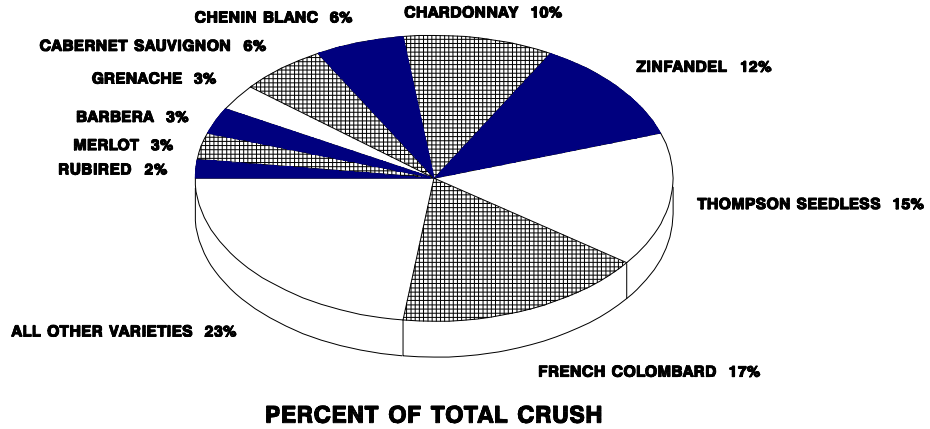
LEADING GRAPE VARIETIES AND DISTRICTS

French Colombard, a white wine grape variety, continued its dominance with approximately 17 percent of the crush volume. Thompson Seedless was second place with 15 percent of the total crush. The remaining top ten were all wine varieties. (See chart, page 3.)

Grapes produced in District 4 (Napa County) received the highest average price of \$1,281.89 per ton, up 7 percent from 1994. District 3 (Sonoma and Marin counties) received the second highest return of \$1,121.93, up 14 percent from 1994. Of the grapes grown Statewide, the top five varieties receiving the highest average price were all wine grape varieties. Mataro received the highest average price of \$1,418.37 ^{1/} per ton. Petite Verdot received the second highest average price of \$1,412.36 per ton followed by Rousanne, at \$1,258.18 ^{1/} per ton, Viognier at \$1,249.20 per ton, and Sangiovetto/Sangiovese at \$1,229.76. The 1995 Chardonnay price of \$892.59 was up 5 percent from last year, while the 1995 Cabernet Sauvignon price of \$866.68 was up 6 percent from last year. Continuing its upward movement from 1994, the 1995 average price for Zinfandel grapes rose to \$520.94, 9 percent higher than last year, but 36 percent lower than the 1988 high average price of \$817.48.

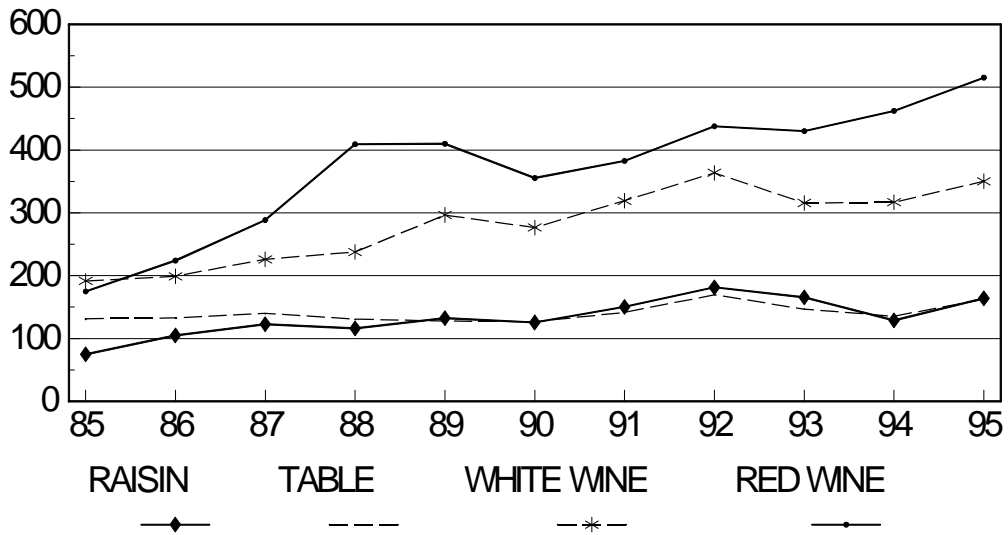
^{1/} These purchases involved less than 100 tons.

LEADING VARIETIES CRUSHED 1995 CROP



Source: Grape Crush Report

GRAPE PRICE PER TON BY TYPE OF GRAPE, 1985-1995



Source: Grape Crush Report

EXPLANATION OF TABLES

TABLE 1 is a summary of the 1995 crop State totals by grape type and varieties that are shown in detail by grape pricing districts in Tables 2 through 6. State totals and averages for 1994 are shown for comparison.

TABLE 2 includes over-the-scale fresh tonnage of all grapes crushed by California processors from the 1995 crop. Over-the-scale fresh weight tonnage includes materials other than grapes (MOG) and defects. This table is broken down by the 17 grape pricing districts and by variety. State totals for 1994 are shown for comparison. Crushed tonnage includes all grapes crushed whether: grown and crushed by processors; purchased and crushed by processors; crushed by cooperatives, juice manufacturers, etc.; or crushed for others, including growers.

TABLE 3 shows the weighted average degrees Brix for all grapes crushed (TABLE 2) by California processors from the 1995 crop. The weighted average degrees Brix is reported by grape pricing districts and variety. State averages for 1994 are shown for comparison.

TABLE 4 includes net weight fresh tonnage of all grapes purchased for wine, concentrate, juice, vinegar, and beverage brandy by California processors from the 1995 crop. Net weight fresh tonnage does not include material other than grapes (MOG) and defects or other weight adjustments deducted from gross weight. The purchased tonnage is reported by variety and grape pricing districts. State totals for 1994 are shown for comparison. TABLE 4 does not include tonnage purchased as distilling material other than beverage brandy, this is shown in TABLE 7. Prices for all tonnage shown in this table are final and not subject to change. Grapes pooled by cooperatives, those grown by processors and used for their own production and grapes crushed to growers' accounts are not included.

TABLE 5 shows the weighted average degrees Brix for all grapes purchased for wine, concentrate, juice, vinegar, and beverage brandy (TABLE 4) by California processors from the 1995 crop. The weighted average degrees Brix is reported by grape pricing districts and variety. State averages for 1994 are shown for comparison. TABLE 5 does not include degrees Brix of tonnage purchased as distilling material other than beverage brandy, this is shown in TABLE 7. Grapes pooled by cooperatives, those grown by processors and used for their own production and grapes crushed to growers' accounts are not included.

TABLE 6 gives the weighted average price per ton, delivered basis, of all tonnage purchased for wine, concentrate, juice, vinegar, and beverage brandy (TABLE 4) by California processors from the 1995 crop. The weighted average prices are reported by variety, and grape pricing districts. State averages for 1994 are shown for comparison. TABLE 6 does not include prices of tonnage purchased as distilling material other than beverage brandy, this is shown in TABLE 7. Prices shown in this table are final and not subject to change. Grapes pooled by cooperatives, those grown by processors and used for their own production and grapes crushed to growers' accounts are not included.

Weighted average prices reflect final prices through January 10, 1996 and include any Brix adjustments, bonuses or allowances. Prices are equivalent to delivered basis in the area grown including normal within-area hauling allowances. Purchases made on a roadside basis include the usual hauling allowance for local delivery in the area grown. Out-of-area purchases made on a delivered basis do not include extra hauling allowances for delivery outside the area.

The following example indicates the method used for calculating weighted averages:

DATA PAGE																			
IDENTIFICATION				SECTION I			SECTION II												
				Total Grapes Crushed At Your Facility			Final Prices Of Grapes Purchased From Grower(s) For Wine, Concentrate, Juice, Vinegar And Beverage Brandy												
VARIETY (List full name)	* Dist. Where Grown	Code	Line	Over The Scale Tons	Wtd. Avg. Degrees Brix	Total Brix (Col. 3 X Col. 4)	Purchased Tons Only	Wtd. Avg. Degrees Brix	Total Brix (Col. 5 X Col. 6)	Base Price Per Ton	Acceptable Brix Limits		Brix Adjustment Factors Per Degrees Brix Per Ton Plus & Minus	Office Use	Brix Adjustment Limits			Wtd. Avg. Price Per Ton	Total Paid (Col. 5 x Col. 15)
											Min.	Max.			Base	Min.	Max.		
		1	2	3	4	A	5	6	B	7	8	9	10	11	12	13	14	15	C
Petite	1			155.5	20.6	3,203.3	100.0	20.1	2,010.0	450.0	19.0	25.0	+ or - 10%		22.0	20.0	24.0	364.50	36,450.00
Petite	1			20.5	19.0	389.5	20.5	19.0	389.50	450.0	19.0	25.0	+ or - 10%		22.0	20.0	24.0	418.50	8,579.25
Petite	1			10.6	23.5	249.1	10.6	23.5	249.10	450.0	19.0	25.0	+ or - 10%		22.0	20.0	24.0	517.50	5,485.50
Combined	1			186.6	20.6	3,841.9	131.1	20.2	2,648.6	450.0	19.0	25.0	+ or - 10%		22.0	20.0	24.0	385.31	50,514.75

Column 4 was obtained by dividing the total Over the Scale Tons (Column 3) into the Total Brix of these same tons (Column A):

$$\frac{3,841.9}{186.6} = 20.6$$

Column 6 was obtained by dividing the Purchased Tons Only (Column 5) into the Total Brix of these same tons (Column B):

$$\frac{2,648.6}{131.1} = 20.2$$

Column 15 was obtained by dividing the total Purchased Tons Only (Column 5) into the total dollars paid for these same tons (Column C):

$$\frac{\$50,514.75}{131.1} = \$385.31$$

TABLE 7 shows all grape tonnage purchased as distilling material other than beverage brandy by California processors from the 1995 crop. The tonnage, weighted average degrees Brix and price per ton are shown by grape type and variety. State totals and averages for 1994 are given for comparison.

TABLE 8 shows base prices paid to growers by Brix adjustment factors, purchased tonnage, type, variety and reporting district where grown. Weighted average base prices are included.

The Brix adjustment factors determine adjustments to base prices to compensate for sugar variations. In this report, adjustments are expressed in dollars per ton, or percent of base price per degree variance from the established Brix base. Occasional lots are traded on price per degree Brix as delivered.

TABLE 9 includes tonnage of all grapes crushed to growers' accounts by California processors from the 1995 crop. Growers retained ownership of these grapes at the time of crushing. This tonnage is reported by grape pricing district and variety. Comparisons with 1994 are shown.

**TABLE 1: STATE TOTALS OF GRAPES FOR CRUSHING BY TYPE AND VARIETY,
WEIGHTED AVERAGE DEGREES BRIX, AND WEIGHTED AVERAGE DOLLARS PER TON, 1994-95**

Type and Variety	Total Tons Crushed		Avg. Brix Crushed		Total Tons Purchased		Avg. Brix Purchased		Wtd. Avg. Dollars Per Ton	
	1995	1994	1995	1994	1995	1994	1995	1994	1995	1994
RAISIN GRAPES:										
BLACK CORINTH (ZANTES)	6,857.3	7.8	21.9	24.8	6,770.6	7.8	21.9	24.8	150.12	120.40
FIESTA	1,507.8	0.0	21.9	0.0	899.8	0.0	21.2	0.0	168.27	0.00
SULTANAS	280.6	464.2	19.5	19.7	272.0	462.9	19.4	19.7	160.00	120.00
THOMPSON SEEDLESS	423,056.1	195,935.3	20.7	21.4	345,442.3	137,398.5	20.6	21.2	164.10	117.61
TOTAL RAISIN	431,701.8	196,407.3	20.7	21.4	353,384.7	137,869.2	20.6	21.2	163.84	117.62
TABLE GRAPES:										
ALMERIA	30.2	2.5	18.1	19.3	0.0	0.0	0.0	0.0	0.00	0.00
AMERICAN ROSE	25.2	0.0	19.5	0.0	25.2	0.0	19.5	0.0	140.00	0.00
BLACK HAMBURG	1.1	1.5	26.1	28.1	0.0	0.0	0.0	0.0	0.00	0.00
BLACK MONUKKA	167.1	0.0	19.4	0.0	156.2	0.0	19.1	0.0	159.12	0.00
BLACK PRINCE/ROSE OF PERU	7.7	0.0	25.5	0.0	7.7	0.0	25.2	0.0	180.00	0.00
BLACK SEEDLESS	861.6	686.6	21.1	22.6	124.6	224.2	21.9	22.8	153.30	94.39
BLACKROSE	0.0	42.6	0.0	19.3	0.0	42.6	0.0	19.3	0.00	90.44
CALMERIA	2,299.8	1,537.4	20.2	21.0	234.2	136.3	20.2	21.4	141.34	96.64
CARDINAL	280.3	0.0	21.3	0.0	259.7	0.0	21.4	0.0	153.99	0.00
CHRISTMAS ROSE	1,334.9	1,156.8	20.0	21.5	250.3	99.3	19.4	20.5	138.78	92.20
CONCORD	331.0	16.0	18.4	23.0	330.6	0.0	18.4	0.0	138.00	0.00
CRIMSON	157.4	64.4	19.0	22.7	4.6	64.4	20.2	22.7	150.00	108.22
EMPERATRIZ	2,128.6	1,863.9	18.4	19.3	459.5	117.1	18.5	19.0	145.10	85.50
EMPEROR	3,246.0	5,671.0	18.0	18.0	1,100.7	2,662.4	18.4	17.3	134.28	81.13
EXOTIC	1,503.4	986.7	16.7	19.1	1,330.3	556.1	16.4	19.2	124.86	89.23
FANTASY	79.5	97.3	21.4	19.8	56.3	14.5	22.2	22.0	163.95	100.00
FLAME SEEDLESS	15,402.7	13,095.8	21.4	22.8	7,776.3	7,462.3	21.2	23.0	147.74	108.97
FLAME TOKAY	47,120.6	50,072.2	17.2	17.2	42,150.3	48,945.0	17.0	17.0	158.97	154.45
GOLDEN MUSCAT	4,146.1	2,332.4	21.4	21.9	448.0	179.8	21.9	22.2	175.20	99.90
ITALIA	242.9	355.6	20.4	20.6	218.1	68.2	20.5	21.1	153.19	98.54
MARROO	32.3	0.0	24.1	0.0	0.0	0.0	0.0	0.0	0.00	0.00
OLIVETTE BLANCHE/LDY FNGR	4.0	42.7	22.3	16.4	0.0	0.0	0.0	0.0	0.00	0.00
PERLETTE	306.4	0.0	23.7	0.0	196.1	0.0	22.6	0.0	150.00	0.00
QUEEN	308.6	236.5	19.5	20.2	177.3	197.0	20.3	19.9	142.10	89.75
RED GLOBE/ROSE-ITO	3,408.1	3,347.3	18.7	20.2	651.1	452.4	18.7	20.9	134.00	97.72
RED MALAGA	25.5	11.2	19.4	19.0	25.5	11.2	19.4	19.0	145.50	95.18
RED SEEDLESS	715.0	0.0	20.0	0.0	111.0	0.0	20.6	0.0	144.20	0.00
RIBIER	2,919.5	4,656.9	18.9	19.1	1,028.1	1,340.7	18.7	18.9	140.04	91.73
ROGUE	2,501.8	126.7	16.7	18.8	0.0	0.0	0.0	0.0	0.00	0.00
RUBY SEEDLESS/KING RUBY	3,680.6	6,004.0	21.7	22.6	1,152.3	2,716.6	22.1	23.3	158.82	109.33
SUPERIOR SEEDLESS	2,863.1	1,113.4	18.7	21.2	2,855.6	1,113.4	18.7	21.2	150.00	106.00
WHITE MALAGA	11,212.1	10,286.9	18.8	20.2	8,789.6	8,314.7	19.0	20.2	156.03	122.32
PACKINGHOUSE CULLS	1,198.9	3,373.5	20.0	20.0	0.0	0.0	0.0	0.0	0.00	0.00
OTHER TABLE 1/	60,955.6	15,609.9	21.3	22.8	60,438.5	16,369.8	21.3	22.6	170.48	121.90
TOTAL TABLE	169,497.6	122,791.7	19.6	19.6	130,357.7	91,088.0	19.6	19.2	162.22	135.50
WINE GRAPES (WHITE):										
BURGER	28,034.9	29,729.5	15.3	15.9	23,529.8	25,774.0	15.3	15.9	177.18	161.28
CHARDONNAY	286,839.5	306,381.5	23.1	22.8	208,741.7	209,684.0	23.0	22.7	892.59	851.04
CHASSÉLAS DORE	47.1	0.0	22.4	0.0	20.3	0.0	22.3	0.0	125.00	0.00
CHENIN BLANC	181,925.9	209,487.0	19.5	20.0	170,386.0	186,590.8	19.5	19.9	206.30	173.51
CORTESE	4.4	0.0	22.0	0.0	0.0	0.0	0.0	0.0	0.00	0.00
EMERALD RIESLING	1,930.7	9,349.1	21.1	21.6	1,885.2	9,142.5	21.0	21.6	165.83	119.03
FEHER SZAGOS	49.9	82.5	20.6	22.9	49.9	81.6	20.6	22.9	160.00	115.00
FLORA	83.1	101.9	24.4	20.7	38.6	51.5	22.0	18.6	1,028.40	1,098.63
FOLLE BLANCHE	18.6	39.2	23.0	18.5	0.0	0.0	0.0	0.0	0.00	0.00
FRENCH COLOMBARD	486,040.4	539,556.8	20.5	20.8	456,261.9	499,076.4	20.5	20.8	167.76	139.72
GEWURZTRAMINER	4,411.5	6,238.4	22.9	23.2	3,243.5	4,760.8	22.5	23.0	662.49	588.76
GRAY RIESLING	702.0	860.1	21.7	21.2	483.7	460.7	21.4	21.2	377.90	272.93
GREEN HUNGARIAN	639.7	553.9	17.3	17.6	620.0	535.5	17.1	17.5	194.64	193.27
INZOLIA	2.6	1.3	21.2	22.6	1.5	0.0	22.0	0.0	1,200.00	0.00
KLEINBERGER	8.1	10.6	22.0	19.8	3.8	10.6	22.0	19.8	1,000.00	800.00
MALVASIA BIANCA	16,201.3	12,946.7	19.2	19.7	11,093.7	9,956.1	19.4	19.9	225.43	216.85
MARSANNE	109.3	62.4	22.8	22.3	14.5	18.4	22.3	23.4	1,103.45	1,516.78
MELON	23.2	29.5	21.2	21.0	23.1	29.3	21.2	21.0	861.38	856.00
MUSCAT BLANC/M CANELLI	12,491.6	6,718.1	20.5	21.5	11,560.3	5,658.5	20.3	21.8	265.41	328.57
MUSCAT OF ALEXANDRIA	48,146.5	42,528.3	21.9	22.3	45,469.1	38,563.7	21.8	22.3	181.18	168.24
MUSCAT ORANGE	310.2	278.4	22.3	22.9	276.9	212.9	22.4	23.2	378.88	454.05
PALOMINO/G CHASSÉLAS	6,976.1	8,617.6	19.8	20.3	6,034.1	7,446.4	19.7	20.1	159.69	116.99
PEDRO XIMENES	11.3	9.0	23.3	23.0	11.3	9.0	23.3	23.0	125.00	96.00
PINOT BLANC	2,829.8	4,697.9	21.8	21.4	1,803.5	2,870.4	21.9	21.3	790.26	651.74
PINOT GRIS	299.8	70.5	23.2	23.3	54.5	26.7	22.7	22.7	1,118.44	1,069.29
PRIMOTIVO DIEGO	3.8	4.5	25.0	24.4	3.8	3.9	25.0	24.4	1,000.00	725.54
ROUSANNE	95.3	43.1	22.9	24.2	29.4	14.2	25.0	25.3	1,258.18	1,200.00
SAUVIGNON BLANC	64,399.8	70,154.8	22.2	22.1	49,120.3	49,353.3	22.1	22.0	530.29	502.04
SAUVIGNON MOSQUE	23.3	52.8	22.5	23.1	23.3	52.8	22.5	23.1	1,003.00	886.23
SAUVIGNON VERT	26.1	124.5	22.4	22.2	22.1	116.4	22.7	22.2	367.16	342.74
SCHEUREBE	27.0	5.4	23.2	52.6	0.0	0.0	0.0	0.0	0.00	0.00
SEMILLON	9,348.1	11,364.0	21.4	20.7	7,485.1	7,385.0	21.2	21.1	394.19	348.68
ST. EMILION (UGNI BLANC)	3,435.7	3,822.1	18.6	18.3	2,818.6	3,147.5	18.8	18.3	174.35	144.32
SYLVANER	80.8	154.6	28.0	25.3	12.1	40.0	22.7	21.9	476.45	253.79
SYMPHONY	3,416.5	2,760.0	21.2	21.2	3,172.9	2,420.4	21.5	21.1	259.60	243.12
VIOGNIER	704.9	387.9	24.0	23.9	271.3	139.9	24.3	23.7	1,249.20	1,108.70
WHITE RIESLING	14,483.6	13,427.1	21.6	21.2	8,585.8	7,975.9	21.6	21.8	484.15	508.12
OTHER WHITE 1/	799.9	3,409.8	22.1	21.8	10,559.4	9,043.8	19.2	20.8	220.80	190.83
TOTAL WHITE	1,174,982.3	1,284,060.8	21.0	21.2	1,023,711.0	1,080,652.9	20.8	21.0	350.32	311.64

**TABLE 1: STATE TOTALS OF GRAPES FOR CRUSHING BY TYPE AND VARIETY,
WEIGHTED AVERAGE DEGREES BRIX, AND WEIGHTED AVERAGE DOLLARS PER TON, 1994-95 (CONT'D.)**

Type and Variety	Total Tons Crushed		Avg. Brix Crushed		Total Tons Purchased		Avg. Brix Purchased		Wtd. Avg. Dollars Per Ton	
	1995	1994	1995	1994	1995	1994	1995	1994	1995	1994
WINE GRAPES (RED):										
ALEATICO	280.7	213.7	22.8	23.1	264.9	95.7	22.5	22.0	303.77	412.07
ALICANTE BOUSCHET	1,795.6	2,374.6	20.9	20.2	1,270.3	2,211.0	20.7	20.1	265.85	200.20
ALVARELHAO	8.9	1.3	23.0	21.2	3.8	0.0	23.5	0.0	700.00	0.00
AMERICA	7.1	0.0	24.1	0.0	7.1	0.0	24.1	0.0	821.13	0.00
BARBERA	91,226.7	80,167.0	22.6	22.7	80,676.4	60,084.9	22.6	22.7	252.60	242.90
BLACK MALVOISIE	413.5	414.0	22.5	21.3	367.7	407.7	22.6	21.3	251.39	104.80
BRUNELLO	10.9	25.4	23.2	23.9	0.7	1.4	19.0	23.0	800.00	900.00
CABERNET FRANC	8,194.4	8,068.2	23.4	23.4	4,682.8	5,547.1	23.3	23.3	1,090.55	950.82
CABERNET SAUVIGNON	180,405.9	171,686.7	23.5	23.2	141,938.2	134,252.4	23.4	23.1	866.68	814.37
CARIGNANE	65,249.3	71,419.7	22.6	22.3	60,413.2	67,825.6	22.6	22.3	270.43	223.30
CARMINE	282.7	224.0	22.8	23.4	269.8	204.9	22.4	23.6	357.01	284.44
CARNELIAN	11,345.9	9,862.8	23.9	23.3	11,308.8	9,796.4	23.1	23.3	223.53	213.87
CENTURIAN	2,911.6	5,472.1	24.3	23.7	2,624.9	4,985.9	24.2	23.8	242.92	201.99
CHARBONO	245.6	250.6	22.0	21.7	220.3	209.6	21.9	22.0	884.86	774.99
CINSAULT	119.6	110.5	23.0	22.5	54.6	34.6	23.3	22.5	632.55	660.98
DOLCETTO	107.7	80.2	21.3	21.2	35.6	43.1	21.6	20.6	950.98	865.08
EARLY BURGUNDY	104.1	162.2	23.2	21.6	60.2	96.0	23.5	21.9	450.86	438.40
GAMAY (NAPA)	7,450.0	7,664.9	21.2	21.2	7,178.0	7,141.5	21.1	21.3	495.57	475.02
GAMAY BEAUJOLAIS	1,423.1	2,778.3	22.6	22.3	1,220.9	2,111.7	22.9	22.6	559.79	540.86
GRENACHE	97,694.1	117,431.5	20.4	20.4	91,883.8	108,377.1	20.4	20.4	181.48	181.39
GRIGNOLINO	34.5	48.8	23.3	23.2	0.0	3.3	0.0	22.2	0.00	651.52
LAMBRUSCO	362.4	349.3	21.7	22.0	0.1	0.0	22.0	0.0	500.00	0.00
MALBEC	281.4	287.1	23.3	23.2	135.7	150.8	23.3	23.3	1,186.30	1,048.42
MATARO	70.6	70.8	24.0	23.8	58.8	62.0	23.9	23.6	1,418.37	1,333.65
MERLOT	73,639.1	54,200.0	23.3	23.2	55,931.6	40,678.4	23.3	23.1	1,096.98	1,106.55
MEUNIER	799.4	706.9	19.7	20.1	410.2	397.2	19.8	20.6	897.95	880.17
MISSION	3,847.0	5,167.8	23.8	22.7	3,742.4	4,845.0	23.8	22.7	179.45	164.14
MONTANACCIO	6.0	5.9	22.3	22.3	0.0	0.0	0.0	0.0	0.00	0.00
MOUVEDRE	1,063.6	1,005.5	23.4	23.5	789.7	825.1	23.8	23.5	826.67	741.91
MUSCAT HAMBURG	143.9	115.9	23.9	23.4	127.4	96.8	24.2	24.7	434.01	407.62
NEBBIOLO	299.5	316.8	23.5	23.3	136.7	117.2	23.5	22.8	966.11	787.17
PETITE SIRAH	7,773.9	8,386.5	23.0	22.6	5,727.7	5,916.5	22.8	22.7	646.97	525.68
PETITE VERDOT	441.7	457.5	22.5	22.5	179.0	136.6	22.1	22.8	1,412.36	1,517.87
PEFFER CABERNET	34.6	28.1	23.7	22.8	2.0	0.0	23.5	0.0	1,050.00	0.00
PINOT NOIR	28,917.3	31,916.9	22.3	22.1	19,205.7	24,351.8	22.5	22.2	1,018.41	834.53
PINOT ST GEORGE	38.3	52.2	23.9	22.7	7.0	14.1	23.2	23.5	600.00	704.26
REFOSCO/MONDEUSE	106.5	225.0	22.4	20.4	56.0	90.9	22.2	20.4	901.61	561.12
ROYALTY	7,250.4	6,866.2	22.3	22.6	7,238.3	6,849.8	22.3	22.6	334.38	272.24
RUBIRED	68,259.2	62,306.8	21.8	22.5	63,911.8	56,777.6	21.8	22.6	348.95	289.14
RUBY CABERNET	43,272.4	41,301.1	23.0	22.9	39,192.1	37,283.7	23.0	23.0	305.40	253.28
SALVADOR	6,754.2	6,680.5	22.2	22.9	6,736.8	6,670.3	22.2	22.9	323.34	268.01
SANGIOVETO/SANGIOVESE	2,249.1	1,702.6	23.8	23.2	863.5	586.2	23.8	23.4	1,229.76	1,148.70
SOUZAO	103.8	126.7	21.9	21.7	67.2	97.4	22.6	21.7	295.79	384.65
ST MACAIRE	202.1	207.3	22.6	22.8	201.1	196.4	22.6	22.9	225.00	200.00
SYRAH/FRENCH SYRAH-SHIRAZ	3,443.6	2,569.3	23.5	23.4	1,874.8	1,359.5	23.2	23.4	1,010.11	1,020.85
TANNAT	0.1	2.2	24.6	22.7	0.1	2.2	24.6	22.7	1,200.00	600.00
TINTA CAO	16.5	15.5	22.0	22.3	8.7	8.2	22.6	23.3	572.41	545.73
TINTA MADEIRA	97.0	168.6	23.0	22.6	0.0	72.2	0.0	21.3	0.00	220.00
TOURIGA	41.4	47.5	22.3	22.0	4.8	3.1	22.6	22.3	664.58	727.42
VALDEPENAS	1,584.3	1,905.4	22.1	22.7	1,533.0	1,901.7	22.3	22.7	252.61	238.29
ZINFANDEL	326,694.1	223,669.2	18.6	19.1	280,282.4	177,435.7	18.6	19.3	520.94	476.55
OTHER RED ^{1/}	4,571.3	6,365.0	22.3	21.9	25,020.1	16,494.0	20.7	22.0	305.76	225.01
TOTAL RED	1,051,676.6	935,682.6	21.3	21.6	917,926.7	786,850.3	21.2	21.6	515.10	462.26
TOTAL WINE	2,226,658.9	2,219,743.4	21.2	21.4	1,941,637.7	1,867,503.2	21.0	21.3	428.22	375.10
TOTAL ALL VARIETIES	2,827,858.3	2,538,942.4	21.0	21.3	2,425,380.1	2,096,460.4	20.9	21.2	375.40	347.76

^{1/} OTHER CATEGORIES INCLUDE MINOR VARIETIES AS WELL AS MIXED VARIETIES.

**TABLE 2: TONS OF GRAPES CRUSHED BY CALIFORNIA PROCESSORS
FROM THE 1995 CROP BY TYPE, VARIETY, AND REPORTING DISTRICT WHERE GROWN, WITH COMPARISONS**

Type and Variety	1	2	3	4	5	6	7	8	9	10
	----- TONS -----									
RAISIN GRAPES:										
BLACK CORINTH (ZANTES)	0.0	0.0	0.0	0.0	0.0	0.0	0.0	0.0	0.0	0.0
FIESTA	0.0	0.0	0.0	0.0	0.0	0.0	0.0	0.0	0.0	0.0
SULTANAS	0.0	0.0	0.0	0.0	0.0	0.0	0.0	0.0	0.0	0.0
THOMPSON SEEDLESS	0.0	0.0	0.0	0.0	0.0	0.0	0.0	254.4	0.0	0.0
TOTAL RAISIN	0.0	0.0	0.0	0.0	0.0	0.0	0.0	254.4	0.0	0.0
TABLE GRAPES:										
ALMERIA	0.0	0.0	0.0	0.0	0.0	0.0	0.0	0.0	0.0	0.0
AMERICAN ROSE	0.0	0.0	0.0	0.0	0.0	0.0	0.0	0.0	0.0	0.0
BLACK HAMBURG	0.0	0.0	0.0	1.1	0.0	0.0	0.0	0.0	0.0	0.0
BLACK MONUKKA	0.0	0.0	0.0	0.0	0.0	0.0	0.0	0.0	0.0	0.0
BLACK PRINCE/ROSE OF PERU	0.0	0.0	0.0	0.0	0.0	0.0	0.0	0.0	0.0	0.0
BLACK SEEDLESS	0.0	0.0	0.0	0.0	0.0	0.0	0.0	0.0	0.0	0.0
BLACKROSE	0.0	0.0	0.0	0.0	0.0	0.0	0.0	0.0	0.0	0.0
CALMERIA	0.0	0.0	0.0	0.0	0.0	0.0	0.0	0.0	0.0	0.0
CARDINAL	0.0	0.0	0.0	0.0	0.0	0.0	0.0	0.0	0.0	0.0
CHRISTMAS ROSE	0.0	0.0	0.0	0.0	0.0	0.0	0.0	0.0	0.0	0.0
CONCORD	0.0	0.0	0.0	0.0	0.0	0.0	0.0	0.0	0.0	0.0
CRIMSON	0.0	0.0	0.0	0.0	0.0	0.0	0.0	0.0	0.0	0.0
EMPERATRIZ	0.0	0.0	0.0	0.0	0.0	0.0	0.0	0.0	0.0	0.0
EMPEROR	0.0	0.0	0.0	0.0	0.0	0.0	0.0	0.0	0.0	0.0
EXOTIC	0.0	0.0	0.0	0.0	0.0	0.0	0.0	0.0	0.0	0.0
FANTASY	0.0	0.0	0.0	0.0	0.0	0.0	0.0	0.0	0.0	0.0
FLAME SEEDLESS	0.0	23.1	0.0	0.0	0.0	0.0	0.0	47.2	0.0	0.0
FLAME TOKAY	0.0	0.0	0.0	0.0	0.0	0.0	0.0	0.0	22.5	0.0
GOLDEN MUSCAT	0.0	0.0	0.0	0.0	0.0	0.0	0.0	0.0	0.0	0.0
ITALIA	0.0	0.0	0.0	0.0	0.0	0.0	0.0	0.0	0.0	0.0
MARROO	0.0	0.0	0.0	0.0	0.0	0.0	0.0	0.0	0.0	0.0
OLIVETTE BLANCHE/LDY FNGR	0.0	0.0	0.0	0.0	0.0	0.0	0.0	0.0	0.0	0.0
PERLETTE	0.0	0.0	0.0	0.0	0.0	0.0	0.0	0.0	0.0	0.0
QUEEN	0.0	0.0	0.0	0.0	0.0	0.0	0.0	0.0	0.0	0.0
RED GLOBE/ROSE-ITO	0.0	0.0	0.0	0.0	0.0	0.0	0.0	0.0	0.0	0.0
RED MALAGA	0.0	0.0	0.0	0.0	0.0	0.0	0.0	0.0	0.0	0.0
RED SEEDLESS	0.0	0.0	0.0	0.0	0.0	0.0	0.0	0.0	0.0	0.0
RIBIER	0.0	0.0	0.0	0.0	0.0	0.0	0.0	0.0	0.0	0.0
ROGUE	0.0	0.0	0.0	0.0	0.0	0.0	0.0	0.0	0.0	0.0
RUBY SEEDLESS/KING RUBY	0.0	0.0	0.0	0.0	0.0	0.0	0.0	0.0	0.0	0.0
SUPERIOR SEEDLESS	0.0	0.0	0.0	0.0	0.0	0.0	0.0	0.0	0.0	0.0
WHITE MALAGA	0.0	0.0	0.0	0.0	0.0	0.0	0.0	0.0	0.0	0.0
PACKINGHOUSE CULLS	0.0	0.0	0.0	0.0	0.0	0.0	0.0	0.0	0.0	0.0
OTHER TABLE <u>1/</u>	0.0	0.0	0.0	0.0	0.0	0.0	7.2	0.0	0.0	0.0
TOTAL TABLE	0.0	23.1	0.0	1.1	0.0	0.0	7.2	47.2	22.5	0.0
WINE GRAPES (WHITE):										
BURGER	6.7	0.0	133.5	10.9	0.0	0.0	0.0	0.0	0.0	0.0
CHARDONNAY	18,712.0	1,906.7	50,186.0	29,418.8	4,034.7	3,272.3	33,188.4	22,861.3	5,276.3	1,157.7
CHASSELAS DORE	0.0	0.0	0.0	0.0	0.0	0.0	0.0	0.0	0.0	0.0
CHENIN BLANC	1,821.0	56.8	1,083.4	1,966.9	175.8	113.0	5,909.8	1,733.2	1,027.0	23.5
CORTESE	0.0	0.0	0.0	0.0	0.0	0.0	0.0	0.0	0.0	0.0
EMERALD RIESLING	0.0	0.0	0.0	0.0	0.0	0.0	0.0	0.0	0.0	0.0
FEHER SZAGOS	0.0	0.0	0.0	0.0	0.0	0.0	0.0	0.0	0.0	0.0
FLORA	51.2	0.0	0.0	25.3	0.0	0.0	0.0	0.0	0.0	1.8
FOLLE BLANCHE	0.0	0.0	18.6	0.0	0.0	0.0	0.0	0.0	0.0	0.0
FRENCH COLOMBARD	1,347.3	0.0	2,563.7	31.7	255.3	141.6	537.2	23.9	2,288.5	73.9
GEWURZTRAMINER	1,525.4	0.0	1,006.7	107.1	0.0	8.8	1,115.2	632.2	3.1	9.2
GRAY RIESLING	56.6	8.9	64.5	154.3	3.1	107.6	135.5	15.2	0.0	0.0
GREEN HUNGARIAN	144.6	0.0	0.0	0.0	19.7	0.0	0.0	0.0	0.0	0.0
INZOLIA	0.0	0.0	0.0	0.0	0.0	0.0	1.5	1.1	0.0	0.0
KLEINBERGER	0.0	0.0	8.1	0.0	0.0	0.0	0.0	0.0	0.0	0.0
MALVASIA BIANCA	0.0	0.0	0.0	7.8	0.0	2.5	630.7	0.0	0.0	0.0
MARSANNE	7.1	0.0	26.2	11.1	0.0	18.0	3.5	39.1	0.0	4.3
MELON	0.0	0.0	23.1	0.0	0.0	0.0	0.0	0.1	0.0	0.0
MUSCAT BLANC/M CANELLI	102.3	133.9	175.1	116.9	16.0	1.3	654.3	675.9	4.3	75.1
MUSCAT OF ALEXANDRIA	0.0	0.0	1.3	0.0	0.0	1.1	0.0	0.0	0.0	2.0
MUSCAT ORANGE	0.0	0.0	0.0	0.0	0.0	0.0	30.2	0.0	16.7	41.2
PALOMINO/G CHASSELAS	9.4	0.0	5.1	0.0	0.0	89.8	0.0	6.6	0.0	0.0
PEDRO XIMENES	0.0	0.0	0.0	0.0	0.0	0.0	0.0	0.0	0.0	0.0
PINOT BLANC	143.4	0.0	446.0	195.6	0.0	0.0	1,615.7	307.3	0.0	0.0
PINOT GRIS	13.2	0.0	9.5	28.1	0.0	5.2	28.9	198.1	0.0	2.4
PRIMOTIVO DIEGO	0.0	0.0	3.8	0.0	0.0	0.0	0.0	0.0	0.0	0.0
ROUSANNE	0.0	0.0	3.2	14.0	0.0	0.0	0.0	74.7	0.0	3.4
SAUVIGNON BLANC	3,791.5	3,453.9	7,268.5	8,224.1	1,239.6	255.5	4,565.1	5,866.5	1,087.6	657.5
SAUVIGNON MOSQUE	0.0	0.0	0.0	23.3	0.0	0.0	0.0	0.0	0.0	0.0
SAUVIGNON VERT	1.4	0.0	20.7	4.0	0.0	0.0	0.0	0.0	0.0	0.0
SCHEUREBE	0.0	0.0	0.0	27.0	0.0	0.0	0.0	0.0	0.0	0.0
SEMILLON	162.3	201.5	759.5	890.6	0.0	223.3	572.7	689.5	247.3	48.1
ST. EMILION (UGNI BLANC)	0.0	0.0	0.0	0.0	0.1	42.0	0.0	0.0	0.0	0.0
SYLVANER	0.0	0.0	0.0	10.2	0.0	22.9	35.2	12.5	0.0	0.0
SYMPHONY	4.5	0.0	178.1	0.0	321.6	0.4	0.0	0.0	219.4	27.3
VIOGNIER	45.2	6.6	162.4	169.0	0.0	9.2	60.5	60.9	34.9	29.7
WHITE RIESLING	554.4	203.8	558.5	463.8	16.7	5.1	6,693.0	1,057.9	56.0	26.8
OTHER WHITE <u>1/</u>	76.1	0.0	59.8	8.5	0.0	19.0	23.3	1.6	0.0	0.0
TOTAL WHITE	28,575.6	5,972.1	64,765.3	41,909.0	6,082.6	4,338.6	55,800.7	34,257.6	10,261.1	2,183.9

**TABLE 2: TONS OF GRAPES CRUSHED BY CALIFORNIA PROCESSORS
FROM THE 1995 CROP BY TYPE, VARIETY, AND REPORTING DISTRICT WHERE GROWN, WITH COMPARISONS (CONT'D.)**

Type and Variety	11	12	13	14	15	16	17	1995 State Total	1994 State Total	
	----- TONS -----									
RAISIN GRAPES:										
BLACK CORINTH (ZANTES)	0.0	0.0	6,782.1	75.2	0.0	0.0	0.0	6,857.3	7.8	
FIESTA	0.0	0.0	1,507.8	0.0	0.0	0.0	0.0	1,507.8	0.0	
SULTANAS	0.0	0.0	280.6	0.0	0.0	0.0	0.0	280.6	464.2	
THOMPSON SEEDLESS	111.2	7,569.4	312,769.7	102,351.4	0.0	0.0	0.0	423,056.1	195,935.3	
TOTAL RAISIN	111.2	7,569.4	321,340.2	102,426.6	0.0	0.0	0.0	431,701.8	196,407.3	
TABLE GRAPES:										
ALMERIA	0.0	0.0	0.0	30.2	0.0	0.0	0.0	30.2	2.5	
AMERICAN ROSE	0.0	0.0	0.0	25.2	0.0	0.0	0.0	25.2	0.0	
BLACK HAMBURG	0.0	0.0	0.0	0.0	0.0	0.0	0.0	1.1	1.5	
BLACK MONUKKA	0.0	0.0	167.1	0.0	0.0	0.0	0.0	167.1	0.0	
BLACK PRINCE/ROSE OF PERU	7.7	0.0	0.0	0.0	0.0	0.0	0.0	7.7	0.0	
BLACK SEEDLESS	0.0	0.0	0.0	861.6	0.0	0.0	0.0	861.6	686.6	
BLACKROSE	0.0	0.0	0.0	0.0	0.0	0.0	0.0	0.0	42.6	
CALMERIA	0.0	0.0	0.0	2,299.8	0.0	0.0	0.0	2,299.8	1,537.4	
CARDINAL	0.0	0.0	0.0	280.3	0.0	0.0	0.0	280.3	0.0	
CHRISTMAS ROSE	0.0	0.0	79.0	1,255.9	0.0	0.0	0.0	1,334.9	1,156.8	
CONCORD	0.0	0.0	330.6	0.0	0.0	0.4	0.0	331.0	16.0	
CRIMSON	0.0	0.0	0.0	157.4	0.0	0.0	0.0	157.4	64.4	
EMPERATRIZ	0.0	0.0	394.1	1,734.5	0.0	0.0	0.0	2,128.6	1,863.9	
EMPEROR	0.0	0.0	256.4	2,989.6	0.0	0.0	0.0	3,246.0	5,671.0	
EXOTIC	0.0	0.0	130.3	1,373.1	0.0	0.0	0.0	1,503.4	986.7	
FANTASY	0.0	0.0	47.7	31.8	0.0	0.0	0.0	79.5	97.3	
FLAME SEEDLESS	0.0	0.0	1,753.8	13,578.6	0.0	0.0	0.0	15,402.7	13,095.8	
FLAME TOKAY	47,096.1	2.0	0.0	0.0	0.0	0.0	0.0	47,120.6	50,072.2	
GOLDEN MUSCAT	0.0	0.0	0.0	4,146.1	0.0	0.0	0.0	4,146.1	2,332.4	
ITALIA	0.0	0.0	201.2	41.7	0.0	0.0	0.0	242.9	355.6	
MARROO	0.0	0.0	32.3	0.0	0.0	0.0	0.0	32.3	0.0	
OLIVETTE BLANCHE/LDY FNGR	0.0	0.0	0.0	4.0	0.0	0.0	0.0	4.0	42.7	
PERLETTE	0.0	0.0	0.0	306.4	0.0	0.0	0.0	306.4	0.0	
QUEEN	0.0	0.0	0.0	308.6	0.0	0.0	0.0	308.6	236.5	
RED GLOBE/ROSE-ITO	0.0	0.0	40.2	3,367.9	0.0	0.0	0.0	3,408.1	3,347.3	
RED MALAGA	0.0	0.0	25.5	0.0	0.0	0.0	0.0	25.5	11.2	
RED SEEDLESS	0.0	0.0	0.0	715.0	0.0	0.0	0.0	715.0	0.0	
RIBIER	1.7	77.8	429.5	2,410.5	0.0	0.0	0.0	2,919.5	4,656.9	
ROGUE	0.0	0.0	0.0	2,501.8	0.0	0.0	0.0	2,501.8	126.7	
RUBY SEEDLESS/KING RUBY	0.0	0.0	406.2	3,274.4	0.0	0.0	0.0	3,680.6	6,004.0	
SUPERIOR SEEDLESS	0.0	0.0	0.0	2,863.1	0.0	0.0	0.0	2,863.1	1,113.4	
WHITE MALAGA	0.0	0.0	2,636.5	8,575.6	0.0	0.0	0.0	11,212.1	10,286.9	
PACKINGHOUSE CULLS	0.0	0.0	1,129.7	69.2	0.0	0.0	0.0	1,198.9	3,373.5	
OTHER TABLE <u>1/</u>	0.0	629.1	40,122.7	17,501.1	2,695.5	0.0	0.0	60,955.6	15,609.9	
TOTAL TABLE	47,105.5	708.9	48,182.8	70,703.4	2,695.5	0.4	0.0	169,497.6	122,791.7	
WINE GRAPES (WHITE):										
BURGER	14,559.5	3,802.7	683.7	8,837.9	0.0	0.0	0.0	28,034.9	29,729.5	
CHARDONNAY	60,055.2	26,512.3	9,117.8	2,502.1	6.2	3,354.8	15,276.9	286,839.5	306,381.5	
CHASSELAS DORE	0.0	0.0	0.0	0.0	47.1	0.0	0.0	47.1	0.0	
CHENIN BLANC	9,355.0	30,300.6	88,559.3	34,659.8	0.0	140.4	5,000.4	181,925.9	209,487.0	
CORTESE	0.0	0.0	0.0	0.0	0.0	4.4	0.0	4.4	0.0	
EMERALD RIESLING	0.0	22.1	456.4	1,452.2	0.0	0.0	0.0	1,930.7	9,349.1	
FEHER SZAGOS	0.0	0.0	49.9	0.0	0.0	0.0	0.0	49.9	82.5	
FLORA	0.0	0.0	0.0	0.0	0.0	0.0	4.8	83.1	101.9	
FOLLE BLANCHE	0.0	0.0	0.0	0.0	0.0	0.0	0.0	18.6	39.2	
FRENCH COLOMBARD	16,004.4	66,817.1	288,608.5	106,905.8	0.0	0.0	441.5	486,040.4	539,556.8	
GEWURZTRAMINER	0.0	0.0	0.0	0.0	0.0	3.8	0.0	4,411.5	6,238.4	
GRAY RIESLING	156.3	0.0	0.0	0.0	0.0	0.0	0.0	702.0	860.1	
GREEN HUNGARIAN	0.0	246.2	0.0	229.2	0.0	0.0	0.0	639.7	553.9	
INZOLIA	0.0	0.0	0.0	0.0	0.0	0.0	0.0	2.6	1.3	
KLEINBERGER	0.0	0.0	0.0	0.0	0.0	0.0	0.0	8.1	10.6	
MALVASIA BIANCA	1,610.4	9,627.1	2,689.4	1,633.3	0.0	0.0	0.1	16,201.3	12,946.7	
MARSANNE	0.0	0.0	0.0	0.0	0.0	0.0	0.0	109.3	62.4	
MELON	0.0	0.0	0.0	0.0	0.0	0.0	0.0	23.2	29.5	
MUSCAT BLANC/M CANELLI	48.1	59.5	10,212.6	175.7	0.0	40.6	0.0	12,491.6	6,718.1	
MUSCAT OF ALEXANDRIA	58.3	6.0	24,640.8	23,423.5	0.0	13.5	0.0	48,146.5	42,528.3	
MUSCAT ORANGE	0.0	34.0	188.1	0.0	0.0	0.0	0.0	310.2	278.4	
PALOMINO/G CHASSELAS	37.8	15.2	6,222.8	481.7	95.8	11.9	0.0	6,976.1	8,617.6	
PEDRO XIMENES	0.0	0.0	0.0	0.0	11.3	0.0	0.0	11.3	9.0	
PINOT BLANC	0.0	0.0	0.0	0.0	29.4	92.4	0.0	2,829.8	4,697.9	
PINOT GRIS	0.0	0.0	0.0	0.0	0.0	14.4	0.0	299.8	70.5	
PRIMOTIVO DIEGO	0.0	0.0	0.0	0.0	0.0	0.0	0.0	3.8	4.5	
ROUSANNE	0.0	0.0	0.0	0.0	0.0	0.0	0.0	95.3	43.1	
SAUVIGNON BLANC	14,883.5	9,541.7	1,400.8	705.5	0.1	512.7	945.7	64,399.8	70,154.8	
SAUVIGNON MOSQUE	0.0	0.0	0.0	0.0	0.0	0.0	0.0	23.3	52.8	
SAUVIGNON VERT	0.0	0.0	0.0	0.0	0.0	0.0	0.0	26.1	124.5	
SCHEUREBE	0.0	0.0	0.0	0.0	0.0	0.0	0.0	27.0	5.4	
SEMILLON	2,673.9	893.9	748.6	997.0	0.0	10.6	229.3	9,348.1	11,364.0	
ST. EMILION (UGNI BLANC)	0.0	0.0	2,781.7	593.7	18.1	0.0	0.1	3,435.7	3,822.1	
SYLVANER	0.0	0.0	0.0	0.0	0.0	0.0	0.0	80.8	154.6	
SYMPHONY	522.9	209.2	1,476.5	0.0	0.0	0.0	456.6	3,416.5	2,760.0	
VIOGNIER	3.6	0.0	82.2	0.0	0.0	40.7	0.0	704.9	387.9	
WHITE RIESLING	173.4	0.0	653.0	3,856.8	0.0	164.4	0.0	14,483.6	13,427.1	
OTHER WHITE <u>1/</u>	19.1	21.7	452.5	75.4	40.7	0.0	2.2	799.9	3,409.8	
TOTAL WHITE	120,161.4	148,109.3	439,024.6	186,529.6	248.7	4,404.6	22,357.6	1,174,982.3	1,284,060.8	

1/ OTHER CATEGORIES INCLUDE MINOR VARIETIES AS WELL AS MIXED VARIETIES.

**TABLE 2: TONS OF GRAPES CRUSHED BY CALIFORNIA PROCESSORS
FROM THE 1995 CROP BY TYPE, VARIETY, AND REPORTING DISTRICT WHERE GROWN, WITH COMPARISONS (CONT'D)**

Type and Variety	1	2	3	4	5	6	7	8	9	10
	----- TONS -----									
WINE GRAPES (RED):										
ALEATICO	0.0	0.0	7.5	4.1	0.0	0.0	0.0	0.0	0.0	17.7
ALICANTE BOUSCHET	0.0	0.0	90.6	0.0	0.7	12.9	0.0	0.0	0.0	0.4
ALVARELHAO	0.0	0.0	0.0	0.0	0.0	0.0	0.0	0.0	0.0	3.8
AMERICA	0.0	0.0	7.1	0.0	0.0	0.0	0.0	0.0	0.0	0.0
BARBERA	59.9	28.7	116.5	1.5	2.1	11.3	44.5	5.5	599.3	342.0
BLACK MALVOISIE	0.0	0.0	0.0	0.6	0.0	0.0	0.0	0.0	0.0	0.0
BRUNELLO	0.0	0.0	0.0	0.0	0.0	0.0	0.0	0.7	0.0	10.2
CABERNET FRANC	279.0	147.4	2,098.2	2,531.9	1.3	60.4	789.2	571.2	9.9	220.1
CABERNET SAUVIGNON	6,197.5	3,703.1	24,601.7	33,277.7	1,376.2	869.3	15,090.4	17,001.2	2,482.8	1,022.5
CARIGNANE	4,860.2	0.0	723.6	95.6	109.5	487.5	3.4	0.0	6.8	8.3
CARMINE	0.0	0.0	12.9	0.0	0.0	0.0	0.0	0.0	0.0	0.0
CARNELIAN	0.0	0.0	0.0	0.0	0.0	0.0	0.0	0.0	0.0	0.0
CENTURIAN	0.0	0.0	0.0	0.0	0.0	0.0	0.0	0.0	0.0	0.0
CHARBONO	55.3	0.0	1.2	182.7	0.0	2.1	0.0	0.0	0.0	4.3
CINSULT	8.9	0.0	24.2	0.0	0.0	5.1	39.1	4.3	0.0	4.8
DOLCETTO	3.0	0.0	5.6	20.4	6.3	0.9	10.8	24.2	0.0	2.7
EARLY BURGUNDY	4.9	0.0	31.7	7.0	31.7	0.0	27.0	0.0	0.0	0.0
GAMAY (NAPA)	191.6	61.1	760.5	1,239.4	753.4	61.3	937.4	868.1	0.0	0.0
GAMAY BEAUJOLAIS	152.7	0.0	103.0	138.6	12.4	0.0	512.3	0.0	0.0	0.0
GRENACHE	188.2	0.4	70.3	19.0	0.0	14.5	376.5	32.1	2,941.2	47.4
GRIGNOLINO	0.0	0.0	0.0	24.6	0.0	9.9	0.0	0.0	0.0	0.0
LAMBRUSCO	0.0	0.0	0.1	0.0	0.0	0.0	0.0	0.0	0.0	0.0
MALBEC	0.3	4.7	127.2	136.7	0.0	0.0	9.6	1.2	0.0	1.7
MATARO	0.0	0.0	23.9	0.0	0.0	43.7	0.0	0.0	0.0	3.0
MERLOT	1,837.5	613.0	12,726.8	11,625.9	772.7	898.8	3,964.9	3,039.8	1,648.2	344.6
MEUNIER	21.1	0.0	388.4	389.9	0.0	0.0	0.0	0.0	0.0	0.0
MISSION	0.0	0.0	1.5	0.0	0.0	3.0	0.0	0.0	0.0	23.0
MONTANACCIO	0.0	0.0	0.0	0.0	0.0	6.0	0.0	0.0	0.0	0.0
MOUVEDRE	40.2	0.0	70.4	75.5	0.0	570.3	6.7	115.2	42.4	44.4
MUSCAT HAMBURG	0.0	0.0	0.0	0.0	0.0	0.4	7.1	0.8	0.0	16.9
NEBBIOLO	15.8	0.0	27.4	4.5	0.0	2.1	28.7	125.4	1.5	23.2
PETITE SIRAH	1,157.3	99.8	633.8	694.8	51.0	87.0	1,747.4	564.2	130.6	43.5
PETITE VERDOT	0.2	0.0	195.3	226.4	0.0	4.2	5.8	2.1	0.0	4.6
PFEFFER CABERNET	0.0	0.0	0.0	0.0	0.0	0.0	34.6	0.0	0.0	0.0
PINOT NOIR	2,610.1	0.0	12,462.9	7,368.8	121.3	186.1	4,733.2	1,338.6	10.8	10.1
PINOT ST GEORGE	0.0	0.0	35.6	0.0	0.0	0.0	2.7	0.0	0.0	0.0
REFOSCO/MONDEUSE	0.0	0.0	0.0	4.1	0.6	0.0	56.1	0.0	0.0	45.7
ROYALTY	0.0	0.0	0.0	0.0	0.0	0.0	0.0	0.0	0.0	0.0
RUBIRED	0.0	0.0	0.0	0.0	0.0	0.0	0.0	0.0	0.0	0.0
RUBY CABERNET	0.0	0.0	6.4	3.6	0.0	6.2	42.5	0.0	1.8	0.0
SALVADOR	0.0	0.0	0.0	0.0	0.0	0.0	0.0	0.0	0.0	0.0
SANGIOVETO/SANGIOVESE	172.0	2.8	469.7	772.3	22.3	49.0	71.3	152.5	22.3	210.3
SOUZAO	9.2	0.0	0.0	0.0	0.0	0.0	14.4	0.0	0.0	4.8
ST MACAIRE	0.0	0.0	0.0	0.0	0.0	0.0	0.0	0.0	0.0	0.0
SYRAH/FRENCH SYRAH-SHIRAZ	416.9	11.3	567.2	213.8	7.9	34.2	259.9	759.8	503.3	143.4
TANNAT	0.0	0.0	0.1	0.0	0.0	0.0	0.0	0.0	0.0	0.0
TINTA CAO	0.0	0.0	0.0	0.0	0.0	0.0	0.0	0.0	0.6	9.2
TINTA MADEIRA	0.0	0.0	0.0	0.0	0.0	0.0	0.0	0.0	0.0	0.0
TOURIGA	0.0	0.0	0.0	0.0	0.0	0.0	0.0	0.0	0.9	4.6
VALDEPENAS	0.0	0.0	0.0	0.0	0.0	0.0	0.0	0.0	0.0	0.0
ZINFANDEL	8,309.2	1,944.9	18,581.7	8,833.4	758.9	1,435.5	7,734.5	9,936.5	21,873.0	7,036.6
OTHER RED <u>1/</u>	12.5	0.0	304.7	38.6	1.3	80.8	114.5	46.9	47.1	45.9
TOTAL RED	26,603.5	6,617.2	75,277.7	67,931.4	4,029.6	4,942.5	36,664.5	34,590.3	30,322.5	9,699.7
TOTAL WINE	55,179.1	12,589.3	140,043.0	109,840.4	10,112.2	9,281.1	92,465.2	68,847.9	40,583.6	11,883.6
TOTAL ALL VARIETIES	55,179.1	12,612.4	140,043.0	109,841.5	10,112.2	9,281.1	92,472.4	69,149.5	40,606.1	11,883.6

**TABLE 2: TONS OF GRAPES CRUSHED BY CALIFORNIA PROCESSORS
FROM THE 1995 CROP BY TYPE, VARIETY, AND REPORTING DISTRICT WHERE GROWN, WITH COMPARISONS (CONT'D.)**

Type and Variety	11	12	13	14	15	16	17	1995 State Total	1994 State Total
	----- TONS -----								
WINE GRAPES (RED):									
ALEATICO	0.0	0.0	251.4	0.0	0.0	0.0	0.0	280.7	213.7
ALICANTE BOUSCHET	158.8	1.0	633.0	898.2	0.0	0.0	0.0	1,795.6	2,374.6
ALVARELHAO	5.1	0.0	0.0	0.0	0.0	0.0	0.0	8.9	1.3
AMERICA	0.0	0.0	0.0	0.0	0.0	0.0	0.0	7.1	0.0
BARBERA	658.6	13,154.4	62,197.5	13,981.3	23.0	0.0	0.6	91,226.7	80,167.0
BLACK MALVOISIE	0.0	0.0	45.8	367.1	0.0	0.0	0.0	413.5	414.0
BRUNELLO	0.0	0.0	0.0	0.0	0.0	0.0	0.0	10.9	25.4
CABERNET FRANC	1,473.9	0.0	0.0	0.0	0.1	11.8	0.0	8,194.4	8,068.2
CABERNET SAUVIGNON	47,349.9	12,437.6	2,506.2	10,323.8	12.1	393.6	1,760.3	180,405.9	171,686.7
CARIGNANE	10,092.9	13,305.4	28,226.1	7,289.1	10.9	30.0	0.0	65,249.3	71,419.7
CARMINE	0.0	0.0	268.9	0.0	0.0	0.9	0.0	282.7	224.0
CARNELIAN	0.0	61.9	6,101.3	5,182.7	0.0	0.0	0.0	11,345.9	9,862.8
CENTURIAN	0.0	0.0	2,911.6	0.0	0.0	0.0	0.0	2,911.6	5,472.1
CHARBONO	0.0	0.0	0.0	0.0	0.0	0.0	0.0	245.6	250.6
CINSAULT	1.1	0.0	0.0	0.0	32.1	0.0	0.0	119.6	110.5
DOLCETTO	0.0	0.0	0.0	0.0	0.0	33.1	0.7	107.7	80.2
EARLY BURGUNDY	1.8	0.0	0.0	0.0	0.0	0.0	0.0	104.1	162.2
GAMAY (NAPA)	796.2	0.0	565.1	1,101.7	0.0	2.0	112.2	7,450.0	7,664.9
GAMAY BEAUJOLAIS	0.0	500.0	0.0	0.0	0.0	4.1	0.0	1,423.1	2,778.3
GRENACHE	95.7	12,584.4	66,036.5	15,035.2	241.6	11.1	0.0	97,694.1	117,431.5
GRIGNOLINO	0.0	0.0	0.0	0.0	0.0	0.0	0.0	34.5	48.8
LAMBRUSCO	0.0	0.0	362.3	0.0	0.0	0.0	0.0	362.4	349.3
MALBEC	0.0	0.0	0.0	0.0	0.0	0.0	0.0	281.4	287.1
MATARO	0.0	0.0	0.0	0.0	0.0	0.0	0.0	70.6	70.8
MERLOT	16,845.3	9,624.7	5,160.9	1,371.3	0.5	165.6	2,998.6	73,639.1	54,200.0
MEUNIER	0.0	0.0	0.0	0.0	0.0	0.0	0.0	799.4	706.9
MISSION	38.4	1,559.5	2,110.3	0.0	111.3	0.0	0.0	3,847.0	5,167.8
MONTANACCIO	0.0	0.0	0.0	0.0	0.0	0.0	0.0	6.0	5.9
MOUVEDRE	9.3	0.0	0.0	0.0	12.0	73.7	3.5	1,063.6	1,005.5
MUSCAT HAMBURG	0.0	118.7	0.0	0.0	0.0	0.0	0.0	143.9	115.9
NEBBIOLO	0.0	0.0	0.0	0.0	0.0	69.5	1.4	299.5	316.8
PETITE SIRAH	840.6	673.3	504.8	221.0	0.0	27.9	296.9	7,773.9	8,386.5
PETITE VERDOT	3.0	0.0	0.0	0.0	0.0	0.0	0.1	441.7	457.5
PFEFFER CABERNET	0.0	0.0	0.0	0.0	0.0	0.0	0.0	34.6	28.1
PINOT NOIR	0.0	0.0	36.0	39.4	0.0	0.0	0.0	28,917.3	31,916.9
PINOT ST GEORGE	0.0	0.0	0.0	0.0	0.0	0.0	0.0	38.3	52.2
REFOSCO/MONDEUSE	0.0	0.0	0.0	0.0	0.0	0.0	0.0	106.5	225.0
ROYALTY	60.7	75.4	4,850.3	2,264.0	0.0	0.0	0.0	7,250.4	6,866.2
RUBIRED	198.3	2,936.8	34,034.0	31,090.1	0.0	0.0	0.0	68,259.2	62,306.8
RUBY CABERNET	0.0	9,757.5	21,456.5	11,997.9	0.0	0.0	0.0	43,272.4	41,301.1
SALVADOR	0.0	0.0	193.1	6,561.1	0.0	0.0	0.0	6,754.2	6,680.5
SANGIOVETO/SANGIOVESE	0.5	212.4	0.0	0.0	0.0	86.5	5.2	2,249.1	1,702.6
SOUZAO	5.0	0.0	70.4	0.0	0.0	0.0	0.0	103.8	126.7
ST MACAIRE	0.0	202.1	0.0	0.0	0.0	0.0	0.0	202.1	207.3
SYRAH/FRENCH	183.2	308.9	0.0	0.0	0.0	18.2	15.6	3,443.6	2,569.3
TANNAT	0.0	0.0	0.0	0.0	0.0	0.0	0.0	0.1	2.2
TINTA CAO	2.3	0.0	4.4	0.0	0.0	0.0	0.0	16.5	15.5
TINTA MADEIRA	0.0	0.0	97.0	0.0	0.0	0.0	0.0	97.0	168.6
TOURIGA	19.5	0.2	16.2	0.0	0.0	0.0	0.0	41.4	47.5
VALDEPENAS	0.0	985.6	523.4	75.3	0.0	0.0	0.0	1,584.3	1,905.4
ZINFANDEL	113,019.0	48,463.2	49,424.1	26,984.5	910.7	291.0	1,157.4	326,694.1	223,669.2
OTHER RED ^{1/}	76.7	987.2	2,434.1	370.5	3.5	0.0	7.0	4,571.3	6,365.0
TOTAL RED	191,935.8	127,950.2	291,021.2	135,154.2	1,357.8	1,219.0	6,359.5	1,051,676.6	935,682.6
TOTAL WINE	312,097.2	276,059.5	730,045.8	321,683.8	1,606.5	5,623.6	28,717.1	2,226,658.9	2,219,743.4
TOTAL ALL VARIETIES	359,313.9	284,337.8	1,099,568.8	494,813.8	4,302.0	5,624.0	28,717.1	2,827,858.3	2,538,942.4

^{1/} OTHER CATEGORIES INCLUDE MINOR VARIETIES AS WELL AS MIXED VARIETIES.

TABLE 3: WEIGHTED AVERAGE DEGREES BRUX FOR ALL GRAPES CRUSHED BY CALIFORNIA PROCESSORS FROM THE 1995 CROP BY TYPE, VARIETY, AND REPORTING DISTRICT WHERE GROWN, WITH COMPARISONS (CONT'D.)

Type and Variety	1	2	3	4	5	6	7	8	9	10	11	12	13	14	15	16	17	1995 State Total	1994 State Total
	----- DEGREES BRUX -----																		
WINE GRAPES (RED):																			
ALEATICO	0.0	0.0	23.6	22.0	0.0	0.0	0.0	0.0	0.0	27.0	0.0	0.0	22.5	0.0	0.0	0.0	0.0	22.8	23.1
ALICANTE BOUSCHET	0.0	0.0	22.9	0.0	25.5	23.3	0.0	0.0	0.0	21.0	21.5	23.4	21.4	20.3	0.0	0.0	0.0	20.9	20.2
ALVARELHAO	0.0	0.0	0.0	0.0	0.0	0.0	0.0	0.0	0.0	23.5	22.6	0.0	0.0	0.0	0.0	0.0	0.0	23.0	21.2
AMERICA	0.0	0.0	24.1	0.0	0.0	0.0	0.0	0.0	0.0	0.0	0.0	0.0	0.0	0.0	0.0	0.0	0.0	24.1	0.0
BARBERA	23.4	23.4	24.1	22.2	25.0	24.0	27.6	23.5	21.4	24.1	22.6	22.9	22.5	23.0	21.0	0.0	25.6	22.6	22.7
BLACK MALVOISIE	0.0	0.0	0.0	23.4	0.0	0.0	0.0	0.0	0.0	0.0	0.0	0.0	0.0	22.0	22.6	0.0	0.0	22.5	21.3
BRUNELLO	0.0	0.0	0.0	0.0	0.0	0.0	0.0	19.0	0.0	23.5	0.0	0.0	0.0	0.0	0.0	0.0	0.0	23.2	23.9
CABERNET FRANC	23.7	23.7	23.8	23.7	24.6	24.4	22.9	23.5	23.0	22.8	22.6	0.0	0.0	0.0	23.5	22.3	0.0	23.4	23.4
CABERNET SAUVIGNON	23.0	22.8	23.7	23.6	23.5	23.5	23.2	23.5	24.0	23.2	23.5	23.8	22.1	22.9	23.5	23.8	23.6	23.5	23.2
CARIGNANE	22.5	0.0	23.5	22.9	23.6	22.7	24.0	0.0	21.0	24.8	23.0	22.7	22.6	21.7	23.4	22.0	0.0	22.6	22.3
CARMINE	0.0	0.0	24.5	0.0	0.0	0.0	0.0	0.0	0.0	0.0	0.0	0.0	0.0	22.7	0.0	0.0	22.6	0.0	22.8
CARNELIAN	0.0	0.0	0.0	0.0	0.0	0.0	0.0	0.0	0.0	0.0	0.0	0.0	22.3	24.2	23.6	0.0	0.0	23.9	23.3
CENTURIAN	0.0	0.0	0.0	0.0	0.0	0.0	0.0	0.0	0.0	0.0	0.0	0.0	24.3	0.0	0.0	0.0	0.0	24.3	23.7
CHARBONO	21.1	0.0	24.0	22.3	0.0	23.0	0.0	0.0	0.0	22.7	0.0	0.0	0.0	0.0	0.0	0.0	0.0	22.0	21.7
CINSAULT	23.0	0.0	23.0	0.0	0.0	23.3	22.2	23.1	0.0	21.8	23.1	0.0	0.0	0.0	24.0	0.0	0.0	23.0	22.5
DOLCETTO	25.1	0.0	22.6	21.5	21.4	19.5	21.7	21.6	0.0	23.0	0.0	0.0	0.0	0.0	0.0	20.2	23.1	21.3	21.2
EARLY BURGUNDY	23.5	0.0	23.3	25.4	22.3	0.0	23.3	0.0	0.0	0.0	28.2	0.0	0.0	0.0	0.0	0.0	0.0	23.2	21.6
GAMAY (NAPA)	21.8	21.1	22.0	21.9	21.9	21.5	21.8	21.3	0.0	0.0	18.9	0.0	20.9	20.0	0.0	23.0	22.0	21.2	21.2
GAMAY BEAUJOLAIS	23.0	0.0	24.3	23.3	21.2	0.0	21.5	0.0	0.0	0.0	0.0	23.0	0.0	0.0	0.0	22.5	0.0	22.6	22.3
GRENACHE	23.2	25.1	24.0	24.6	0.0	24.9	23.4	25.0	19.5	23.7	20.5	20.3	20.5	20.3	23.1	23.2	0.0	20.4	20.4
GRIGNOLINO	0.0	0.0	0.0	23.0	0.0	24.0	0.0	0.0	0.0	0.0	0.0	0.0	0.0	0.0	0.0	0.0	0.0	23.3	23.2
LAMBRUSCO	0.0	0.0	22.0	0.0	0.0	0.0	0.0	0.0	0.0	0.0	0.0	0.0	21.7	0.0	0.0	0.0	0.0	21.7	22.0
MALBEC	23.0	22.7	23.5	23.1	0.0	0.0	23.3	22.1	0.0	23.1	0.0	0.0	0.0	0.0	0.0	0.0	0.0	23.3	23.2
MATARO	0.0	0.0	24.5	0.0	0.0	23.9	0.0	0.0	0.0	21.0	0.0	0.0	0.0	0.0	0.0	0.0	0.0	24.0	23.8
MERLOT	23.3	23.5	23.8	23.7	24.1	23.5	23.3	23.2	23.5	23.2	22.9	23.2	22.7	22.0	23.5	23.2	23.9	23.3	23.2
MEUNIER	23.0	0.0	19.6	19.6	0.0	0.0	0.0	0.0	0.0	0.0	0.0	0.0	0.0	0.0	0.0	0.0	0.0	19.7	20.1
MISSION	0.0	0.0	23.3	0.0	0.0	22.0	0.0	0.0	0.0	25.7	26.0	24.5	23.2	0.0	24.5	0.0	0.0	23.8	22.7
MONTANACCIO	0.0	0.0	0.0	0.0	0.0	22.3	0.0	0.0	0.0	0.0	0.0	0.0	0.0	0.0	0.0	0.0	0.0	22.3	22.3
MOUVEDRE	20.1	0.0	23.9	23.4	0.0	23.8	22.3	22.7	23.2	23.2	23.5	0.0	0.0	0.0	23.9	23.0	23.0	23.4	23.5
MUSCAT HAMBURG	0.0	0.0	0.0	0.0	0.0	24.2	21.8	22.0	0.0	22.9	0.0	24.2	0.0	0.0	0.0	0.0	0.0	23.9	23.4
NEBBIOLO	24.1	0.0	24.6	25.7	0.0	22.5	23.4	23.3	23.5	22.8	0.0	0.0	0.0	0.0	0.0	23.4	22.8	23.5	23.3
PETITE SIRAH	22.4	22.6	22.9	23.6	24.6	23.5	23.3	23.5	21.5	23.2	23.4	22.0	22.2	21.3	0.0	23.9	24.1	23.0	22.6
PETITE VERDOT	23.0	0.0	22.2	22.8	0.0	23.6	22.6	23.0	0.0	23.2	24.2	0.0	0.0	0.0	0.0	24.3	22.5	22.5	22.5
PFEFFER CABERNET	0.0	0.0	0.0	0.0	0.0	23.7	0.0	0.0	0.0	0.0	0.0	0.0	0.0	0.0	0.0	0.0	0.0	23.7	22.8
PINOT NOIR	22.4	0.0	21.7	21.7	23.5	24.1	24.1	23.5	22.7	21.9	0.0	0.0	24.6	22.5	0.0	0.0	0.0	22.3	22.1
PINOT ST GEORGE	0.0	0.0	23.8	0.0	0.0	24.5	0.0	0.0	0.0	0.0	0.0	0.0	0.0	0.0	0.0	0.0	0.0	23.9	22.7
REFOSCO/MONDEUSE	0.0	0.0	0.0	18.7	24.6	0.0	21.7	0.0	0.0	23.6	0.0	0.0	0.0	0.0	0.0	0.0	0.0	22.4	20.4
ROYALTY	0.0	0.0	0.0	0.0	0.0	0.0	0.0	0.0	0.0	22.0	21.0	22.4	22.3	0.0	0.0	0.0	0.0	22.3	22.6
RUBIRED	0.0	0.0	0.0	0.0	0.0	0.0	0.0	0.0	0.0	22.7	23.9	20.8	22.7	0.0	0.0	0.0	0.0	21.8	22.5
RUBY CABERNET	0.0	0.0	24.5	22.0	0.0	22.0	22.0	0.0	22.4	0.0	0.0	23.1	23.1	22.7	0.0	0.0	0.0	23.0	22.9
SALVADOR	0.0	0.0	0.0	0.0	0.0	0.0	0.0	0.0	0.0	0.0	0.0	0.0	21.8	22.2	0.0	0.0	0.0	22.2	22.9
SANGIOVETO/SANGIOVESE	23.4	22.3	23.8	23.6	24.1	23.7	24.7	23.3	23.1	24.3	24.0	24.0	0.0	0.0	0.0	23.4	23.6	23.8	23.2
SOUZAO	23.4	0.0	0.0	0.0	0.0	0.0	22.5	0.0	0.0	23.6	22.9	0.0	21.4	0.0	0.0	0.0	0.0	21.9	21.7
ST MACAIRE	0.0	0.0	0.0	0.0	0.0	0.0	0.0	0.0	0.0	0.0	0.0	22.6	0.0	0.0	0.0	0.0	0.0	22.6	22.8
SYRAH/FRENCH SYRAH-SHIRAZ	23.0	22.0	23.8	24.3	23.8	22.3	23.2	23.5	24.4	23.8	22.8	22.1	0.0	0.0	0.0	22.9	23.0	23.5	23.4
TANNAT	0.0	0.0	24.6	0.0	0.0	0.0	0.0	0.0	0.0	0.0	0.0	0.0	0.0	0.0	0.0	0.0	0.0	24.6	22.7
TINTA CAO	0.0	0.0	0.0	0.0	0.0	0.0	0.0	0.0	22.7	22.7	23.0	0.0	20.1	0.0	0.0	0.0	0.0	22.0	22.3
TINTA MADEIRA	0.0	0.0	0.0	0.0	0.0	0.0	0.0	0.0	0.0	0.0	0.0	0.0	23.0	0.0	0.0	0.0	0.0	23.0	22.6
TOURIGA	0.0	0.0	0.0	0.0	0.0	0.0	0.0	0.0	22.0	22.5	23.3	26.6	21.0	0.0	0.0	0.0	0.0	22.3	22.0
VALDEPENAS	0.0	0.0	0.0	0.0	0.0	0.0	0.0	0.0	0.0	0.0	0.0	22.5	21.5	21.8	0.0	0.0	0.0	22.1	22.7
ZINFANDEL	21.2	18.9	23.0	21.0	19.4	23.2	20.5	19.7	16.6	21.9	19.0	17.5	16.5	16.9	22.4	22.0	19.2	18.6	19.1
OTHER RED ^{1/}	23.5	0.0	23.8	22.9	24.0	22.5	22.0	23.2	22.0	23.2	22.1	24.0	21.7	20.4	22.7	0.0	24.7	22.3	21.9
TOTAL RED	22.3	21.7	23.2	23.0	22.6	23.4	22.7	22.3	18.2	22.4	20.7	20.7	20.9	21.2	22.7	23.0	22.9	21.3	21.6
TOTAL WINE	22.4	22.1	23.1	23.0	22.9	23.2	22.8	22.9	19.0	22.4	21.0	20.6	20.5	20.6	22.7	23.3	22.7	21.2	21.4
TOTAL ALL VARIETIES	22.4	22.1	23.1	23.0	22.9	23.2	22.8	22.9	19.0	22.4	20.5	20.6	20.6	20.5	23.5	23.3	22.7	21.0	21.3

^{1/} OTHER CATEGORIES INCLUDE MINOR VARIETIES AS WELL AS MIXED VARIETIES.

TABLE 4: TONS OF GRAPES PURCHASED FOR WINE, CONCENTRATE, JUICE, VINEGAR, AND BEVERAGE BRANDY BY CALIFORNIA PROCESSORS FROM THE 1995 CROP BY TYPE, VARIETY, AND REPORTING DISTRICT WHERE GROWN, WITH COMPARISONS

Type and Variety	1	2	3	4	5	6	7	8	9	10
	----- TONS -----									
RAISIN GRAPES:										
BLACK CORINTH (ZANTES)	0.0	0.0	0.0	0.0	0.0	0.0	0.0	0.0	0.0	0.0
FIESTA	0.0	0.0	0.0	0.0	0.0	0.0	0.0	0.0	0.0	0.0
SULTANAS	0.0	0.0	0.0	0.0	0.0	0.0	0.0	0.0	0.0	0.0
THOMPSON SEEDLESS	0.0	0.0	0.0	0.0	0.0	0.0	0.0	0.0	0.0	0.0
TOTAL RAISIN	0.0	0.0	0.0	0.0	0.0	0.0	0.0	0.0	0.0	0.0
TABLE GRAPES:										
AMERICAN ROSE	0.0	0.0	0.0	0.0	0.0	0.0	0.0	0.0	0.0	0.0
BLACK MONUKKA	0.0	0.0	0.0	0.0	0.0	0.0	0.0	0.0	0.0	0.0
BLACK PRINCE/ROSE OF PERU	0.0	0.0	0.0	0.0	0.0	0.0	0.0	0.0	0.0	0.0
BLACK SEEDLESS	0.0	0.0	0.0	0.0	0.0	0.0	0.0	0.0	0.0	0.0
BLACKROSE	0.0	0.0	0.0	0.0	0.0	0.0	0.0	0.0	0.0	0.0
CALMERIA	0.0	0.0	0.0	0.0	0.0	0.0	0.0	0.0	0.0	0.0
CARDINAL	0.0	0.0	0.0	0.0	0.0	0.0	0.0	0.0	0.0	0.0
CHRISTMAS ROSE	0.0	0.0	0.0	0.0	0.0	0.0	0.0	0.0	0.0	0.0
CONCORD	0.0	0.0	0.0	0.0	0.0	0.0	0.0	0.0	0.0	0.0
CRIMSON	0.0	0.0	0.0	0.0	0.0	0.0	0.0	0.0	0.0	0.0
EMPERATRIZ	0.0	0.0	0.0	0.0	0.0	0.0	0.0	0.0	0.0	0.0
EMPEROR	0.0	0.0	0.0	0.0	0.0	0.0	0.0	0.0	0.0	0.0
EXOTIC	0.0	0.0	0.0	0.0	0.0	0.0	0.0	0.0	0.0	0.0
FANTASY	0.0	0.0	0.0	0.0	0.0	0.0	0.0	0.0	0.0	0.0
FLAME SEEDLESS	0.0	0.0	0.0	0.0	0.0	0.0	0.0	0.0	0.0	0.0
FLAME TOKAY	0.0	0.0	0.0	0.0	0.0	0.0	0.0	0.0	22.5	0.0
GOLDEN MUSCAT	0.0	0.0	0.0	0.0	0.0	0.0	0.0	0.0	0.0	0.0
ITALIA	0.0	0.0	0.0	0.0	0.0	0.0	0.0	0.0	0.0	0.0
PERLETTE	0.0	0.0	0.0	0.0	0.0	0.0	0.0	0.0	0.0	0.0
QUEEN	0.0	0.0	0.0	0.0	0.0	0.0	0.0	0.0	0.0	0.0
RED GLOBE/ROSE-ITO	0.0	0.0	0.0	0.0	0.0	0.0	0.0	0.0	0.0	0.0
RED MALAGA	0.0	0.0	0.0	0.0	0.0	0.0	0.0	0.0	0.0	0.0
RED SEEDLESS	0.0	0.0	0.0	0.0	0.0	0.0	0.0	0.0	0.0	0.0
RIBIER	0.0	0.0	0.0	0.0	0.0	0.0	0.0	0.0	0.0	0.0
RUBY SEEDLESS/KING RUBY	0.0	0.0	0.0	0.0	0.0	0.0	0.0	0.0	0.0	0.0
SUPERIOR SEEDLESS	0.0	0.0	0.0	0.0	0.0	0.0	0.0	0.0	0.0	0.0
WHITE MALAGA	0.0	0.0	0.0	0.0	0.0	0.0	0.0	0.0	0.0	0.0
OTHER TABLE <u>1/</u>	0.0	0.0	0.0	0.0	0.0	0.0	7.2	0.0	0.0	0.0
TOTAL TABLE	0.0	0.0	0.0	0.0	0.0	0.0	7.2	0.0	22.5	0.0
WINE GRAPES (WHITE):										
BURGER	6.7	0.0	28.9	10.9	0.0	0.0	0.0	0.0	0.0	0.0
CHARDONNAY	14,705.8	909.9	32,434.4	17,968.8	3,986.5	1,601.9	14,850.0	13,473.9	3,590.6	853.2
CHASSELAS DORE	0.0	0.0	0.0	0.0	0.0	0.0	0.0	0.0	0.0	0.0
CHENIN BLANC	1,700.2	47.7	1,083.4	1,259.4	175.5	100.5	4,637.1	899.6	716.6	0.0
EMERALD RIESLING	0.0	0.0	0.0	0.0	0.0	0.0	0.0	0.0	0.0	0.0
FEHER SZAGOS	0.0	0.0	0.0	0.0	0.0	0.0	0.0	0.0	0.0	0.0
FLORA	8.5	0.0	0.0	25.3	0.0	0.0	0.0	0.0	0.0	0.0
FRENCH COLOMBARD	1,184.0	0.0	2,131.4	30.7	227.4	3.4	470.9	23.9	2,288.5	66.4
GEWURZTRAMINER	1,447.8	0.0	813.5	30.5	0.0	8.8	732.2	203.6	0.0	7.1
GRAY RIESLING	56.6	8.9	59.4	0.0	3.1	49.2	135.5	15.2	0.0	0.0
GREEN HUNGARIAN	144.6	0.0	0.0	0.0	0.0	0.0	0.0	0.0	0.0	0.0
INZOLIA	0.0	0.0	0.0	0.0	0.0	0.0	1.5	0.0	0.0	0.0
KLEINBERGER	0.0	0.0	3.8	0.0	0.0	0.0	0.0	0.0	0.0	0.0
MALVASIA BIANCA	0.0	0.0	0.0	0.6	0.0	0.0	220.7	0.0	0.0	0.0
MARSANNE	0.0	0.0	0.0	3.1	0.0	10.1	1.3	0.0	0.0	0.0
MELON	0.0	0.0	23.1	0.0	0.0	0.0	0.0	0.0	0.0	0.0
MUSCAT BLANC/M CANELLI	94.0	102.2	141.9	63.0	0.0	0.0	320.8	569.9	4.3	59.8
MUSCAT OF ALEXANDRIA	0.0	0.0	0.0	0.0	0.0	1.1	0.0	0.0	0.0	1.4
MUSCAT ORANGE	0.0	0.0	0.0	0.0	0.0	0.0	19.7	0.0	0.0	35.1
PALOMINO/G CHASSELAS	9.4	0.0	0.0	0.0	0.0	78.5	0.0	0.0	0.0	0.0
PEDRO XIMENES	0.0	0.0	0.0	0.0	0.0	0.0	0.0	0.0	0.0	0.0
PINOT BLANC	143.4	0.0	423.6	92.2	0.0	0.0	954.5	155.8	0.0	0.0
PINOT GRIS	13.1	0.0	2.3	26.5	0.0	2.9	3.1	4.2	0.0	2.4
PRIMOTIVO DIEGO	0.0	0.0	3.8	0.0	0.0	0.0	0.0	0.0	0.0	0.0
ROUSANNE	0.0	0.0	0.0	0.0	0.0	0.0	0.0	29.4	0.0	0.0
SAUVIGNON BLANC	3,354.6	3,254.3	4,473.0	5,648.3	1,225.4	34.3	2,194.5	4,667.7	217.0	550.4
SAUVIGNON MOSQUE	0.0	0.0	0.0	23.3	0.0	0.0	0.0	0.0	0.0	0.0
SAUVIGNON VERT	1.4	0.0	20.7	0.0	0.0	0.0	0.0	0.0	0.0	0.0
SEMILLON	86.3	41.7	450.8	600.4	0.0	19.7	50.2	666.4	0.0	24.0
ST. EMILION (UGNI BLANC)	0.0	0.0	0.0	0.0	0.0	21.0	0.0	0.0	0.0	0.0
SYLVANER	0.0	0.0	0.0	10.2	0.0	1.9	0.0	0.0	0.0	0.0
SYMPHONY	0.0	0.0	0.0	0.0	321.6	0.0	0.0	0.0	194.4	0.0
VIOGNIER	32.3	0.0	62.3	25.0	0.0	9.2	40.1	23.6	0.0	15.7
WHITE RIESLING	538.4	203.8	528.8	332.7	0.0	0.0	3,569.0	639.3	33.9	11.3
OTHER WHITE <u>1/</u>	76.1	0.0	42.7	6.2	0.0	7.5	15.1	0.0	0.0	0.0
TOTAL WHITE	23,603.2	4,568.5	42,727.8	26,157.1	5,939.5	1,950.0	28,216.2	21,372.5	7,045.3	1,626.8

TABLE 4: TONS OF GRAPES PURCHASED FOR WINE, CONCENTRATE, JUICE, VINEGAR, AND BEVERAGE BRANDY BY CALIFORNIA PROCESSORS FROM THE 1995 CROP BY TYPE, VARIETY, AND REPORTING DISTRICT WHERE GROWN, WITH COMPARISONS (CONT'D.)

Type and Variety	11	12	13	14	15	16	17	1995 State Total	1994 State Total	
	----- TONS -----									
RAISIN GRAPES:										
BLACK CORINTH (ZANTES)	0.0	0.0	6,695.4	75.2	0.0	0.0	0.0	6,770.6	7.8	
FIESTA	0.0	0.0	899.8	0.0	0.0	0.0	0.0	899.8	0.0	
SULTANAS	0.0	0.0	272.0	0.0	0.0	0.0	0.0	272.0	462.9	
THOMPSON SEEDLESS	12.2	7,551.0	289,244.0	48,635.1	0.0	0.0	0.0	345,442.3	137,398.5	
TOTAL RAISIN	12.2	7,551.0	297,111.2	48,710.3	0.0	0.0	0.0	353,384.7	137,869.2	
TABLE GRAPES:										
AMERICAN ROSE	0.0	0.0	0.0	25.2	0.0	0.0	0.0	25.2	0.0	
BLACK MONUKKA	0.0	0.0	156.2	0.0	0.0	0.0	0.0	156.2	0.0	
BLACK PRINCE/ROSE OF PERU	7.7	0.0	0.0	0.0	0.0	0.0	0.0	7.7	0.0	
BLACK SEEDLESS	0.0	0.0	0.0	124.6	0.0	0.0	0.0	124.6	224.2	
BLACKROSE	0.0	0.0	0.0	0.0	0.0	0.0	0.0	0.0	42.6	
CALMERIA	0.0	0.0	0.0	234.2	0.0	0.0	0.0	234.2	136.3	
CARDINAL	0.0	0.0	0.0	259.7	0.0	0.0	0.0	259.7	0.0	
CHRISTMAS ROSE	0.0	0.0	71.5	178.8	0.0	0.0	0.0	250.3	99.3	
CONCORD	0.0	0.0	330.6	0.0	0.0	0.0	0.0	330.6	0.0	
CRIMSON	0.0	0.0	0.0	4.6	0.0	0.0	0.0	4.6	64.4	
EMPERATRIZ	0.0	0.0	394.1	65.4	0.0	0.0	0.0	459.5	117.1	
EMPEROR	0.0	0.0	218.5	882.2	0.0	0.0	0.0	1,100.7	2,662.4	
EXOTIC	0.0	0.0	130.3	1,200.0	0.0	0.0	0.0	1,330.3	556.1	
FANTASY	0.0	0.0	24.5	31.8	0.0	0.0	0.0	56.3	14.5	
FLAME SEEDLESS	0.0	0.0	1,499.3	6,277.0	0.0	0.0	0.0	7,776.3	7,462.3	
FLAME TOKAY	42,125.8	2.0	0.0	0.0	0.0	0.0	0.0	42,150.3	48,945.0	
GOLDEN MUSCAT	0.0	0.0	0.0	448.0	0.0	0.0	0.0	448.0	179.8	
ITALIA	0.0	0.0	201.2	16.9	0.0	0.0	0.0	218.1	68.2	
PERLETTE	0.0	0.0	0.0	196.1	0.0	0.0	0.0	196.1	0.0	
QUEEN	0.0	0.0	0.0	177.3	0.0	0.0	0.0	177.3	197.0	
RED GLOBE/ROSE-ITO	0.0	0.0	40.2	610.9	0.0	0.0	0.0	651.1	452.4	
RED MALAGA	0.0	0.0	25.5	0.0	0.0	0.0	0.0	25.5	11.2	
RED SEEDLESS	0.0	0.0	0.0	111.0	0.0	0.0	0.0	111.0	0.0	
RIBIER	1.7	77.8	397.0	551.6	0.0	0.0	0.0	1,028.1	1,340.7	
RUBY SEEDLESS/KING RUBY	0.0	0.0	357.5	794.8	0.0	0.0	0.0	1,152.3	2,716.6	
SUPERIOR SEEDLESS	0.0	0.0	0.0	2,855.6	0.0	0.0	0.0	2,855.6	1,113.4	
WHITE MALAGA	0.0	0.0	2,455.6	6,334.0	0.0	0.0	0.0	8,789.6	8,314.7	
OTHER TABLE ^{1/}	0.0	627.8	39,918.6	17,189.4	2,695.5	0.0	0.0	60,438.5	16,369.8	
TOTAL TABLE	42,135.2	707.6	46,220.6	38,569.1	2,695.5	0.0	0.0	130,357.7	91,088.0	
WINE GRAPES (WHITE):										
BURGER	14,486.1	0.0	673.4	8,323.8	0.0	0.0	0.0	23,529.8	25,774.0	
CHARDONNAY	57,428.9	21,540.7	8,832.1	2,344.7	0.0	2,339.4	11,880.9	208,741.7	209,684.0	
CHASSELAS DORE	0.0	0.0	0.0	0.0	20.3	0.0	0.0	20.3	0.0	
CHENIN BLANC	9,323.8	29,173.1	83,551.4	32,794.2	0.0	0.0	4,923.5	170,386.0	186,590.8	
EMERALD RIESLING	0.0	22.1	456.4	1,406.7	0.0	0.0	0.0	1,885.2	9,142.5	
FEHER SZAGOS	0.0	0.0	49.9	0.0	0.0	0.0	0.0	49.9	81.6	
FLORA	0.0	0.0	0.0	0.0	0.0	0.0	4.8	38.6	51.5	
FRENCH COLOMBARD	15,924.4	62,398.0	278,151.6	92,921.2	0.0	0.0	440.1	456,261.9	499,076.4	
GEWURZTRAMINER	0.0	0.0	0.0	0.0	0.0	0.0	0.0	3,243.5	4,760.8	
GRAY RIESLING	155.8	0.0	0.0	0.0	0.0	0.0	0.0	483.7	460.7	
GREEN HUNGARIAN	0.0	246.2	0.0	229.2	0.0	0.0	0.0	620.0	535.5	
INZOLIA	0.0	0.0	0.0	0.0	0.0	0.0	0.0	1.5	0.0	
KLEINBERGER	0.0	0.0	0.0	0.0	0.0	0.0	0.0	3.8	10.6	
MALVASIA BIANCA	1,600.6	4,975.3	2,665.3	1,631.2	0.0	0.0	0.0	11,093.7	9,956.1	
MARSANNE	0.0	0.0	0.0	0.0	0.0	0.0	0.0	14.5	18.4	
MELON	0.0	0.0	0.0	0.0	0.0	0.0	0.0	23.1	29.3	
MUSCAT BLANC/M CANELLI	48.1	59.5	9,902.4	175.7	0.0	18.7	0.0	11,560.3	5,658.5	
MUSCAT OF ALEXANDRIA	58.3	6.0	24,058.6	21,330.2	0.0	13.5	0.0	45,469.1	38,563.7	
MUSCAT ORANGE	0.0	34.0	188.1	0.0	0.0	0.0	0.0	276.9	212.9	
PALOMINO/G CHASSELAS	37.8	15.2	5,320.7	481.7	90.8	0.0	0.0	6,034.1	7,446.4	
PEDRO XIMENES	0.0	0.0	0.0	0.0	11.3	0.0	0.0	11.3	9.0	
PINOT BLANC	0.0	0.0	0.0	0.0	0.0	34.0	0.0	1,803.5	2,870.4	
PINOT GRIS	0.0	0.0	0.0	0.0	0.0	0.0	0.0	54.5	26.7	
PRIMOTIVO DIEGO	0.0	0.0	0.0	0.0	0.0	0.0	0.0	3.8	3.9	
ROUSANNE	0.0	0.0	0.0	0.0	0.0	0.0	0.0	29.4	14.2	
SAUVIGNON BLANC	13,260.6	7,194.3	1,224.8	705.5	0.0	172.6	943.0	49,120.3	49,353.3	
SAUVIGNON MOSQUE	0.0	0.0	0.0	0.0	0.0	0.0	0.0	23.3	52.8	
SAUVIGNON VERT	0.0	0.0	0.0	0.0	0.0	0.0	0.0	22.1	116.4	
SEMILLON	2,672.9	893.9	748.6	997.0	0.0	3.9	229.3	7,485.1	7,385.0	
ST. EMILION (UGNI BLANC)	0.0	0.0	2,779.5	0.0	18.1	0.0	0.0	2,818.6	3,147.5	
SYLVANER	0.0	0.0	0.0	0.0	0.0	0.0	0.0	12.1	40.0	
SYMPHONY	521.6	209.2	1,469.5	0.0	0.0	0.0	456.6	3,172.9	2,420.4	
VIOGNIER	0.4	0.0	60.3	0.0	0.0	2.4	0.0	271.3	139.9	
WHITE RIESLING	5.9	0.0	653.0	1,956.8	0.0	112.9	0.0	8,585.8	7,975.9	
OTHER WHITE ^{1/}	474.3	0.0	415.3	9,481.5	40.7	0.0	0.0	10,559.4	9,043.8	
TOTAL WHITE	115,999.5	126,767.5	421,200.9	174,779.4	181.2	2,697.4	18,878.2	1,023,711.0	1,080,652.9	

^{1/} OTHER CATEGORIES INCLUDE MINOR VARIETIES AS WELL AS MIXED VARIETIES.

TABLE 4: TONS OF GRAPES PURCHASED FOR WINE, CONCENTRATE, JUICE, VINEGAR, AND BEVERAGE BRANDY BY CALIFORNIA PROCESSORS FROM THE 1995 CROP BY TYPE, VARIETY, AND REPORTING DISTRICT WHERE GROWN, WITH COMPARISONS (CONT'D.)

Type and Variety	1	2	3	4	5	6	7	8	9	10
	----- TONS -----									
WINE GRAPES (RED):										
ALEATICO	0.0	0.0	7.5	4.1	0.0	0.0	0.0	0.0	0.0	1.9
ALICANTE BOUSCHET	0.0	0.0	61.1	0.0	0.7	3.9	0.0	0.0	0.0	0.4
ALVARELHAO	0.0	0.0	0.0	0.0	0.0	0.0	0.0	0.0	0.0	3.8
AMERICA	0.0	0.0	7.1	0.0	0.0	0.0	0.0	0.0	0.0	0.0
BARBERA	59.9	0.0	90.1	1.5	0.0	11.3	11.9	4.2	0.0	183.0
BLACK MALVOISIE	0.0	0.0	0.0	0.6	0.0	0.0	0.0	0.0	0.0	0.0
BRUNELLO	0.0	0.0	0.0	0.0	0.0	0.0	0.0	0.7	0.0	0.0
CABERNET FRANC	277.5	109.8	1,227.7	1,418.7	0.0	10.8	495.3	248.9	3.7	105.2
CABERNET SAUVIGNON	5,850.8	2,286.9	15,290.7	20,433.8	1,354.6	340.2	11,677.4	12,846.7	2,247.2	762.1
CARIGNANE	4,764.6	0.0	605.3	95.1	109.5	415.9	3.4	0.0	6.8	5.5
CARMINE	0.0	0.0	0.0	0.0	0.0	0.0	0.0	0.0	0.0	0.0
CARNELIAN	0.0	0.0	0.0	0.0	0.0	0.0	0.0	0.0	0.0	0.0
CENTURIAN	0.0	0.0	0.0	0.0	0.0	0.0	0.0	0.0	0.0	0.0
CHARBONO	55.3	0.0	1.2	160.8	0.0	0.0	0.0	0.0	0.0	3.0
CINSAULT	0.0	0.0	12.6	0.0	0.0	5.1	0.0	0.0	0.0	4.8
DOLCETTO	3.0	0.0	0.2	5.3	0.6	0.0	0.0	23.8	0.0	2.7
EARLY BURGUNDY	4.9	0.0	12.6	7.0	6.9	0.0	27.0	0.0	0.0	0.0
GAMAY (NAPA)	189.7	61.1	584.9	1,169.7	753.4	61.3	937.4	843.3	0.0	0.0
GAMAY BEAUJOLAIS	152.7	0.0	81.2	36.0	0.0	0.0	451.0	0.0	0.0	0.0
GRENACHE	133.3	0.4	48.8	2.9	0.0	3.7	182.0	11.4	2,894.2	22.7
GRIGNOLINO	0.0	0.0	0.0	0.0	0.0	0.0	0.0	0.0	0.0	0.0
LAMBRUSCO	0.0	0.0	0.1	0.0	0.0	0.0	0.0	0.0	0.0	0.0
MALBEC	0.0	0.0	43.6	91.5	0.0	0.0	0.0	0.6	0.0	0.0
MATARO	0.0	0.0	17.1	0.0	0.0	41.7	0.0	0.0	0.0	0.0
MERLOT	1,578.7	516.5	8,381.5	7,175.3	735.9	692.0	1,822.0	2,288.2	1,615.5	160.7
MEUNIER	9.5	0.0	203.3	197.4	0.0	0.0	0.0	0.0	0.0	0.0
MISSION	0.0	0.0	0.0	0.0	0.0	3.0	0.0	0.0	0.0	13.8
MOUVEDRE	23.8	0.0	32.3	33.8	0.0	543.9	0.0	61.0	0.0	36.8
MUSCAT HAMBURG	0.0	0.0	0.0	0.0	0.0	0.4	0.0	0.8	0.0	7.5
NEBBIOLO	11.1	0.0	22.4	0.0	0.0	2.1	23.1	12.9	1.5	12.6
PETITE SIRAH	1,051.1	15.3	315.8	510.6	51.0	18.5	748.4	429.5	130.6	13.1
PETITE VERDOT	0.0	0.0	117.7	58.2	0.0	0.0	0.0	0.1	0.0	0.0
PFEFFER CABERNET	0.0	0.0	0.0	0.0	0.0	0.0	2.0	0.0	0.0	0.0
PINOT NOIR	1,813.5	0.0	8,054.9	4,898.5	121.3	124.6	3,201.3	900.3	8.1	7.8
PINOT ST GEORGE	0.0	0.0	7.0	0.0	0.0	0.0	0.0	0.0	0.0	0.0
REFOSCO/MONDEUSE	0.0	0.0	0.0	0.0	0.0	0.0	56.0	0.0	0.0	0.0
ROYALTY	0.0	0.0	0.0	0.0	0.0	0.0	0.0	0.0	0.0	0.0
RUBIED	0.0	0.0	0.0	0.0	0.0	0.0	0.0	0.0	0.0	0.0
RUBY CABERNET	0.0	0.0	0.0	0.0	0.0	0.0	42.5	0.0	1.8	0.0
SALVADOR	0.0	0.0	0.0	0.0	0.0	0.0	0.0	0.0	0.0	0.0
SANGIOVETO/SANGIOVESE	147.3	0.0	233.4	206.5	11.5	20.9	42.0	36.2	21.7	81.6
SOUZAO	0.0	0.0	0.0	0.0	0.0	0.0	8.6	0.0	0.0	3.0
ST MACAIRE	0.0	0.0	0.0	0.0	0.0	0.0	0.0	0.0	0.0	0.0
SYRAH/FRENCH SYRAH-SHIRAZ	278.4	7.3	365.6	83.8	2.5	29.1	200.1	361.1	49.8	72.2
TANNAT	0.0	0.0	0.1	0.0	0.0	0.0	0.0	0.0	0.0	0.0
TINTA CAO	0.0	0.0	0.0	0.0	0.0	0.0	0.0	0.0	0.0	8.7
TINTA MADEIRA	0.0	0.0	0.0	0.0	0.0	0.0	0.0	0.0	0.0	0.0
TOURIGA	0.0	0.0	0.0	0.0	0.0	0.0	0.0	0.0	0.0	4.6
VALDEPENAS	0.0	0.0	0.0	0.0	0.0	0.0	0.0	0.0	0.0	0.0
ZINFANDEL	7,448.7	954.4	16,416.1	7,522.4	732.9	1,197.0	2,682.2	8,105.7	690.4	6,568.4
OTHER RED <u>1/</u>	10.5	0.0	209.4	21.3	0.0	66.2	107.5	12.0	0.0	39.4
TOTAL RED	23,864.3	3,951.7	52,451.3	44,134.8	3,880.8	3,591.6	22,721.1	26,187.4	7,671.3	8,125.3
TOTAL WINE	47,467.5	8,520.2	95,179.1	70,291.9	9,820.3	5,541.6	50,937.3	47,559.9	14,716.6	9,752.1
TOTAL ALL VARIETIES	47,467.5	8,520.2	95,179.1	70,291.9	9,820.3	5,541.6	50,944.5	47,559.9	14,739.1	9,752.1

TABLE 4: TONS OF GRAPES PURCHASED FOR WINE, CONCENTRATE, JUICE, VINEGAR, AND BEVERAGE BRANDY BY CALIFORNIA PROCESSORS FROM THE 1995 CROP BY TYPE, VARIETY, AND REPORTING DISTRICT WHERE GROWN, WITH COMPARISONS (CONT'D.)

Type and Variety	11	12	13	14	15	16	17	1995 State Total	1994 State Total
	----- TONS -----								
WINE GRAPES (RED):									
ALEATICO	0.0	0.0	251.4	0.0	0.0	0.0	0.0	264.9	95.7
ALICANTE BOUSCHET	88.5	1.0	295.2	819.5	0.0	0.0	0.0	1,270.3	2,211.0
ALVARELHAO	0.0	0.0	0.0	0.0	0.0	0.0	0.0	3.8	0.0
AMERICA	0.0	0.0	0.0	0.0	0.0	0.0	0.0	7.1	0.0
BARBERA	656.9	9,360.6	59,958.1	10,315.9	23.0	0.0	0.0	80,676.4	60,084.9
BLACK MALVOISIE	0.0	0.0	0.0	367.1	0.0	0.0	0.0	367.7	407.7
BRUNELLO	0.0	0.0	0.0	0.0	0.0	0.0	0.0	0.7	1.4
CABERNET FRANC	782.3	0.0	0.0	0.0	0.0	2.9	0.0	4,682.8	5,547.1
CABERNET SAUVIGNON	42,679.5	12,384.6	2,337.0	9,971.2	0.0	283.5	1,192.0	141,938.2	134,252.4
CARIGNANE	9,801.6	12,696.4	27,097.5	4,770.7	10.9	30.0	0.0	60,413.2	67,825.6
CARMINE	0.0	0.0	268.9	0.0	0.0	0.9	0.0	269.8	204.9
CARNELIAN	0.0	61.3	6,064.8	5,182.7	0.0	0.0	0.0	11,308.8	9,796.4
CENTURIAN	0.0	0.0	2,624.9	0.0	0.0	0.0	0.0	2,624.9	4,985.9
CHARBONO	0.0	0.0	0.0	0.0	0.0	0.0	0.0	220.3	209.6
CINSAULT	0.0	0.0	0.0	0.0	32.1	0.0	0.0	54.6	34.6
DOLCETTO	0.0	0.0	0.0	0.0	0.0	0.0	0.0	35.6	43.1
EARLY BURGUNDY	1.8	0.0	0.0	0.0	0.0	0.0	0.0	60.2	96.0
GAMAY (NAPA)	796.2	0.0	565.1	1,101.7	0.0	2.0	112.2	7,178.0	7,141.5
GAMAY BEAUJOLAIS	0.0	500.0	0.0	0.0	0.0	0.0	0.0	1,220.9	2,111.7
GRENAACHE	95.7	12,169.0	63,767.8	12,307.5	233.3	11.1	0.0	91,883.8	108,377.1
GRIGNOLINO	0.0	0.0	0.0	0.0	0.0	0.0	0.0	0.0	3.3
LAMBRUSCO	0.0	0.0	0.0	0.0	0.0	0.0	0.0	0.1	0.0
MALBEC	0.0	0.0	0.0	0.0	0.0	0.0	0.0	135.7	150.8
MATARO	0.0	0.0	0.0	0.0	0.0	0.0	0.0	58.8	62.0
MERLOT	14,350.9	8,550.3	4,383.9	1,371.3	0.0	123.4	2,185.5	55,931.6	40,678.4
MEUNIER	0.0	0.0	0.0	0.0	0.0	0.0	0.0	410.2	397.2
MISSION	38.3	1,548.5	2,047.5	0.0	91.3	0.0	0.0	3,742.4	4,845.0
MOUVEDRE	8.7	0.0	0.0	0.0	12.0	37.4	0.0	789.7	825.1
MUSCAT HAMBURG	0.0	118.7	0.0	0.0	0.0	0.0	0.0	127.4	96.8
NEBBIOLO	0.0	0.0	0.0	0.0	0.0	51.0	0.0	136.7	117.2
PETITE SIRAH	779.8	668.8	504.4	220.3	0.0	4.7	265.8	5,727.7	5,916.5
PETITE VERDOT	3.0	0.0	0.0	0.0	0.0	0.0	0.0	179.0	136.6
PFEFFER CABERNET	0.0	0.0	0.0	0.0	0.0	0.0	0.0	2.0	0.0
PINOT NOIR	0.0	0.0	36.0	39.4	0.0	0.0	0.0	19,205.7	24,351.8
PINOT ST GEORGE	0.0	0.0	0.0	0.0	0.0	0.0	0.0	7.0	14.1
REFOSCO/MONDEUSE	0.0	0.0	0.0	0.0	0.0	0.0	0.0	56.0	90.9
ROYALTY	60.7	75.4	4,844.0	2,258.2	0.0	0.0	0.0	7,238.3	6,849.8
RUBRED	198.3	2,000.7	32,850.0	28,862.8	0.0	0.0	0.0	63,911.8	56,777.6
RUBY CABERNET	0.0	8,912.0	19,538.2	10,697.6	0.0	0.0	0.0	39,192.1	37,283.7
SALVADOR	0.0	0.0	192.2	6,544.6	0.0	0.0	0.0	6,736.8	6,670.3
SANGIOVETO/SANGIOVESE	0.0	0.0	0.0	0.0	0.0	62.4	0.0	863.5	586.2
SOUZAO	0.0	0.0	55.6	0.0	0.0	0.0	0.0	67.2	97.4
ST MACAIRE	0.0	201.1	0.0	0.0	0.0	0.0	0.0	201.1	196.4
SYRAH/FRENCH SYRAH-SHIRAZ	116.0	308.9	0.0	0.0	0.0	0.0	0.0	1,874.8	1,359.5
TANNAT	0.0	0.0	0.0	0.0	0.0	0.0	0.0	0.1	2.2
TINTA CAO	0.0	0.0	0.0	0.0	0.0	0.0	0.0	8.7	8.2
TINTA MADEIRA	0.0	0.0	0.0	0.0	0.0	0.0	0.0	0.0	72.2
TOURIGA	0.0	0.2	0.0	0.0	0.0	0.0	0.0	4.8	3.1
VALDEPENAS	0.0	983.7	474.0	75.3	0.0	0.0	0.0	1,533.0	1,901.7
ZINFANDEL	107,336.6	47,832.4	47,387.9	23,118.4	899.4	258.5	1,131.0	280,282.4	177,435.7
OTHER RED ^{1/}	9,133.3	921.9	2,300.6	12,194.5	3.5	0.0	0.0	25,020.1	16,494.0
TOTAL RED	186,928.1	119,295.5	277,845.0	130,218.7	1,305.5	867.8	4,886.5	917,926.7	786,850.3
TOTAL WINE	302,927.6	246,063.0	699,045.9	304,998.1	1,486.7	3,565.2	23,764.7	1,941,637.7	1,867,503.2
TOTAL ALL VARIETIES	345,075.0	254,321.6	1,042,377.7	392,277.5	4,182.2	3,565.2	23,764.7	2,425,380.1	2,096,460.4

^{1/} OTHER CATEGORIES INCLUDE MINOR VARIETIES AS WELL AS MIXED VARIETIES.

TABLE 5: WEIGHTED AVERAGE DEGREES BRIX FOR ALL GRAPES PURCHASED FOR WINE, CONCENTRATE, JUICE, VINEGAR, AND BEVERAGE BRANDY BY CALIFORNIA PROCESSORS FROM THE 1995 CROP BY TYPE, VARIETY, AND REPORTING DISTRICT WHERE GROWN, WITH COMPARISONS (CONT'D.)

Type and Variety	1	2	3	4	5	6	7	8	9	10	11	12	13	14	15	16	17	1995 State Total	1994 State Total
	----- DEGREES BRIX -----																		
WINE GRAPES (RED):																			
ALEATICO	0.0	0.0	23.5	22.0	0.0	0.0	0.0	0.0	0.0	24.5	0.0	0.0	22.5	0.0	0.0	0.0	0.0	22.5	22.0
ALICANTE BOUSCHET	0.0	0.0	22.8	0.0	25.5	23.9	0.0	0.0	0.0	21.0	20.3	23.4	20.9	20.5	0.0	0.0	0.0	20.7	20.1
ALVARELHAO	0.0	0.0	0.0	0.0	0.0	0.0	0.0	0.0	0.0	23.5	0.0	0.0	0.0	0.0	0.0	0.0	0.0	23.5	0.0
AMERICA	0.0	0.0	24.1	0.0	0.0	0.0	0.0	0.0	0.0	0.0	0.0	0.0	0.0	0.0	0.0	0.0	0.0	24.1	0.0
BARBERA	23.4	0.0	23.6	22.2	0.0	24.0	24.7	23.6	0.0	24.6	22.6	23.0	22.5	23.0	23.5	0.0	0.0	22.6	22.7
BLACK MALVOISIE	0.0	0.0	0.0	23.4	0.0	0.0	0.0	0.0	0.0	0.0	0.0	0.0	0.0	22.6	0.0	0.0	0.0	22.6	21.3
BRUNELLO	0.0	0.0	0.0	0.0	0.0	0.0	0.0	19.0	0.0	0.0	0.0	0.0	0.0	0.0	0.0	0.0	0.0	19.0	23.0
CABERNET FRANC	23.7	24.0	23.6	23.6	0.0	22.9	23.1	22.8	22.9	21.7	22.5	0.0	0.0	0.0	0.0	22.2	0.0	23.3	23.3
CABERNET SAUVIGNON	23.0	22.7	23.6	23.6	23.5	23.7	23.1	23.4	24.0	23.1	23.4	23.9	22.3	22.7	0.0	24.3	23.6	23.4	23.1
CARIGNANE	22.4	0.0	23.6	23.6	23.6	22.4	24.0	0.0	21.0	25.4	23.0	22.7	22.6	21.9	23.4	22.0	0.0	21.6	22.3
CARMINE	0.0	0.0	0.0	0.0	0.0	0.0	0.0	0.0	0.0	0.0	0.0	0.0	22.4	0.0	0.0	22.6	0.0	22.4	23.6
CARNELIAN	0.0	0.0	0.0	0.0	0.0	0.0	0.0	0.0	0.0	0.0	0.0	22.3	24.2	21.7	0.0	0.0	0.0	23.1	23.3
CENTURIAN	0.0	0.0	0.0	0.0	0.0	0.0	0.0	0.0	0.0	0.0	0.0	0.0	24.2	0.0	0.0	0.0	0.0	24.2	23.8
CHARBONO	21.1	0.0	24.0	22.1	0.0	0.0	0.0	0.0	0.0	22.3	0.0	0.0	0.0	0.0	0.0	0.0	0.0	21.9	22.0
CINSAULT	0.0	0.0	21.8	0.0	0.0	23.3	0.0	0.0	0.0	21.8	0.0	0.0	0.0	0.0	24.0	0.0	0.0	23.3	22.5
DOLCETTO	25.1	0.0	22.0	21.0	22.8	0.0	0.0	21.1	0.0	23.0	0.0	0.0	0.0	0.0	0.0	0.0	0.0	21.6	20.6
EARLY BURGUNDY	23.5	0.0	22.2	25.4	23.5	0.0	23.3	0.0	0.0	28.2	0.0	0.0	0.0	0.0	0.0	0.0	0.0	23.5	21.9
GAMAY (NAPA)	22.0	21.1	21.9	22.0	21.9	21.5	21.8	21.2	0.0	0.0	18.9	0.0	20.9	20.0	0.0	23.0	22.6	21.1	21.3
GAMAY BEAUJOLAIS	23.0	0.0	24.5	23.7	0.0	0.0	22.3	0.0	0.0	0.0	0.0	23.0	0.0	0.0	0.0	0.0	0.0	22.9	22.6
GRENACHE	23.3	25.1	23.6	24.4	0.0	25.0	22.4	25.1	19.4	24.1	20.5	20.2	20.5	20.4	23.0	23.2	0.0	20.4	20.4
GRIGNOLINO	0.0	0.0	0.0	0.0	0.0	0.0	0.0	0.0	0.0	0.0	0.0	0.0	0.0	0.0	0.0	0.0	0.0	0.0	22.2
LAMBRUSCO	0.0	0.0	22.0	0.0	0.0	0.0	0.0	0.0	0.0	0.0	0.0	0.0	0.0	0.0	0.0	0.0	0.0	22.0	0.0
MALBEC	0.0	0.0	23.6	23.2	0.0	0.0	0.0	21.0	0.0	0.0	0.0	0.0	0.0	0.0	0.0	0.0	0.0	23.3	23.3
MATARO	0.0	0.0	24.0	0.0	0.0	23.9	0.0	0.0	0.0	0.0	0.0	0.0	0.0	0.0	0.0	0.0	0.0	23.9	23.6
MERLOT	23.4	23.5	23.7	23.6	24.1	23.6	23.2	23.3	23.5	23.2	23.0	23.3	22.8	22.0	0.0	23.3	23.8	23.3	23.1
MEUNIER	26.3	0.0	19.9	19.3	0.0	0.0	0.0	0.0	0.0	0.0	0.0	0.0	0.0	0.0	0.0	0.0	0.0	19.8	20.6
MISSION	0.0	0.0	0.0	0.0	0.0	22.0	0.0	0.0	0.0	26.4	26.0	24.5	23.3	0.0	24.6	0.0	0.0	23.8	22.7
MOUVEDRE	20.5	0.0	24.6	23.5	0.0	24.1	0.0	23.0	0.0	23.6	23.6	0.0	0.0	0.0	23.9	23.4	0.0	23.8	23.5
MUSCAT HAMBURG	0.0	0.0	0.0	0.0	0.0	24.2	0.0	22.0	0.0	24.9	0.0	24.2	0.0	0.0	0.0	0.0	0.0	24.2	24.7
NEBBIOLO	24.4	0.0	24.9	0.0	0.0	22.5	23.2	23.4	23.5	22.2	0.0	0.0	0.0	0.0	23.3	0.0	0.0	23.5	22.8
PETITE SIRAH	22.5	22.6	23.1	23.8	24.6	23.0	22.8	23.5	21.5	23.6	23.4	22.0	22.2	21.3	0.0	23.9	24.4	22.8	22.7
PETITE VERDOT	0.0	0.0	21.4	23.5	0.0	0.0	0.0	22.0	0.0	0.0	24.2	0.0	0.0	0.0	0.0	0.0	0.0	22.1	22.8
PFEFFER CABERNET	0.0	0.0	0.0	0.0	0.0	0.0	23.5	0.0	0.0	0.0	0.0	0.0	0.0	0.0	0.0	0.0	0.0	23.5	0.0
PINOT NOIR	23.1	0.0	22.1	21.5	23.5	24.4	24.2	23.4	22.9	22.3	0.0	0.0	24.6	20.9	0.0	0.0	0.0	22.5	22.2
PINOT ST GEORGE	0.0	0.0	23.2	0.0	0.0	0.0	0.0	0.0	0.0	0.0	0.0	0.0	0.0	0.0	0.0	0.0	0.0	23.2	23.5
REFOSCO/MONDEUSE	0.0	0.0	0.0	0.0	0.0	0.0	22.2	0.0	0.0	0.0	0.0	0.0	0.0	0.0	0.0	0.0	0.0	22.2	20.4
ROYALTY	0.0	0.0	0.0	0.0	0.0	0.0	0.0	0.0	0.0	0.0	22.5	21.0	22.4	22.3	0.0	0.0	0.0	22.3	22.6
RUBIRED	0.0	0.0	0.0	0.0	0.0	0.0	0.0	0.0	0.0	0.0	23.4	24.2	20.8	22.7	0.0	0.0	0.0	21.8	22.6
RUBY CABERNET	0.0	0.0	0.0	0.0	0.0	0.0	22.0	0.0	22.4	0.0	0.0	23.1	23.0	22.8	0.0	0.0	0.0	23.0	23.0
SALVADOR	0.0	0.0	0.0	0.0	0.0	0.0	0.0	0.0	0.0	0.0	0.0	0.0	21.8	22.2	0.0	0.0	0.0	22.2	22.9
SANGIOVETO/SANGIOVESE	23.4	0.0	23.9	24.3	23.5	22.7	25.5	22.7	23.0	24.1	0.0	0.0	0.0	0.0	0.0	23.2	0.0	23.8	23.4
SOUZAO	0.0	0.0	0.0	0.0	0.0	0.0	22.4	0.0	0.0	22.9	0.0	0.0	22.6	0.0	0.0	0.0	0.0	22.6	21.7
ST MACAIRE	0.0	0.0	0.0	0.0	0.0	0.0	0.0	0.0	0.0	0.0	0.0	22.6	0.0	0.0	0.0	0.0	0.0	22.6	22.9
SYRAH/FRENCH SYRAH-SHIRAZ	22.5	20.4	23.9	24.1	22.9	21.9	23.8	23.4	23.5	23.9	23.4	22.1	0.0	0.0	0.0	0.0	0.0	23.2	23.4
TANNAT	0.0	0.0	24.6	0.0	0.0	0.0	0.0	0.0	0.0	0.0	0.0	0.0	0.0	0.0	0.0	0.0	0.0	24.6	22.7
TINTA CAO	0.0	0.0	0.0	0.0	0.0	0.0	0.0	0.0	0.0	22.6	0.0	0.0	0.0	0.0	0.0	0.0	0.0	22.6	23.3
TINTA MADEIRA	0.0	0.0	0.0	0.0	0.0	0.0	0.0	0.0	0.0	0.0	0.0	0.0	0.0	0.0	0.0	0.0	0.0	0.0	21.3
TOURIGA	0.0	0.0	0.0	0.0	0.0	0.0	0.0	0.0	0.0	22.5	0.0	26.6	0.0	0.0	0.0	0.0	0.0	22.6	22.3
VALDEPENAS	0.0	0.0	0.0	0.0	0.0	0.0	0.0	0.0	0.0	0.0	22.6	21.6	21.8	0.0	0.0	0.0	0.0	22.3	22.7
ZINFANDEL	21.2	19.8	23.1	20.7	19.4	23.0	20.6	19.6	18.0	21.8	19.0	17.5	16.5	17.0	22.4	21.9	19.1	18.6	19.3
OTHER RED ^{1/}	23.2	0.0	23.7	22.0	0.0	22.3	21.9	20.0	0.0	23.5	18.5	24.2	21.8	21.8	22.7	0.0	0.0	20.7	22.0
TOTAL RED	22.3	22.1	23.2	22.8	22.5	23.3	22.9	22.1	21.6	22.1	20.6	20.6	20.9	21.3	22.7	23.2	22.7	21.2	21.6
TOTAL WINE	22.5	22.2	23.1	22.8	22.9	23.4	22.9	22.6	21.6	22.2	20.9	20.7	20.5	20.5	22.7	23.3	22.5	21.0	21.3
TOTAL ALL VARIETIES	22.5	22.2	23.1	22.8	22.9	23.4	22.9	22.6	21.6	22.2	20.4	20.7	20.5	20.5	23.5	23.3	22.5	20.9	21.2

^{1/} OTHER CATEGORIES INCLUDE MINOR VARIETIES AS WELL AS MIXED VARIETIES.

TABLE 6: WEIGHTED AVERAGE GROWER RETURNS PER TON DELIVERED BASIS PURCHASED FOR WINE, CONCENTRATE, JUICE, VINEGAR, AND BEVERAGE BRANDY BY CALIFORNIA PROCESSORS FROM THE 1995 CROP BY TYPE, VARIETY, AND REPORTING DISTRICT WHERE GROWN, WITH COMPARISONS

Type and Variety	1	2	3	4	5	6	7	8	9	10
	----- DOLLARS -----									
RAISIN GRAPES:										
BLACK CORINTH (ZANTES)	0.00	0.00	0.00	0.00	0.00	0.00	0.00	0.00	0.00	0.00
FIESTA	0.00	0.00	0.00	0.00	0.00	0.00	0.00	0.00	0.00	0.00
SULTANAS	0.00	0.00	0.00	0.00	0.00	0.00	0.00	0.00	0.00	0.00
THOMPSON SEEDLESS	0.00	0.00	0.00	0.00	0.00	0.00	0.00	0.00	0.00	0.00
TOTAL RAISIN	0.00	0.00	0.00	0.00	0.00	0.00	0.00	0.00	0.00	0.00
TABLE GRAPES:										
AMERICAN ROSE	0.00	0.00	0.00	0.00	0.00	0.00	0.00	0.00	0.00	0.00
BLACK MONUKKA	0.00	0.00	0.00	0.00	0.00	0.00	0.00	0.00	0.00	0.00
BLACK PRINCE/ROSE OF PERU	0.00	0.00	0.00	0.00	0.00	0.00	0.00	0.00	0.00	0.00
BLACK SEEDLESS	0.00	0.00	0.00	0.00	0.00	0.00	0.00	0.00	0.00	0.00
BLACKROSE	0.00	0.00	0.00	0.00	0.00	0.00	0.00	0.00	0.00	0.00
CALMERIA	0.00	0.00	0.00	0.00	0.00	0.00	0.00	0.00	0.00	0.00
CARDINAL	0.00	0.00	0.00	0.00	0.00	0.00	0.00	0.00	0.00	0.00
CHRISTMAS ROSE	0.00	0.00	0.00	0.00	0.00	0.00	0.00	0.00	0.00	0.00
CONCORD	0.00	0.00	0.00	0.00	0.00	0.00	0.00	0.00	0.00	0.00
CRIMSON	0.00	0.00	0.00	0.00	0.00	0.00	0.00	0.00	0.00	0.00
EMPERATRIZ	0.00	0.00	0.00	0.00	0.00	0.00	0.00	0.00	0.00	0.00
EMPEROR	0.00	0.00	0.00	0.00	0.00	0.00	0.00	0.00	0.00	0.00
EXOTIC	0.00	0.00	0.00	0.00	0.00	0.00	0.00	0.00	0.00	0.00
FANTASY	0.00	0.00	0.00	0.00	0.00	0.00	0.00	0.00	0.00	0.00
FLAME SEEDLESS	0.00	0.00	0.00	0.00	0.00	0.00	0.00	0.00	0.00	0.00
FLAME TOKAY	0.00	0.00	0.00	0.00	0.00	0.00	0.00	0.00	160.00	0.00
GOLDEN MUSCAT	0.00	0.00	0.00	0.00	0.00	0.00	0.00	0.00	0.00	0.00
ITALIA	0.00	0.00	0.00	0.00	0.00	0.00	0.00	0.00	0.00	0.00
PERLETTE	0.00	0.00	0.00	0.00	0.00	0.00	0.00	0.00	0.00	0.00
QUEEN	0.00	0.00	0.00	0.00	0.00	0.00	0.00	0.00	0.00	0.00
RED GLOBE/ROSE-ITO	0.00	0.00	0.00	0.00	0.00	0.00	0.00	0.00	0.00	0.00
RED MALAGA	0.00	0.00	0.00	0.00	0.00	0.00	0.00	0.00	0.00	0.00
RED SEEDLESS	0.00	0.00	0.00	0.00	0.00	0.00	0.00	0.00	0.00	0.00
RIBIER	0.00	0.00	0.00	0.00	0.00	0.00	0.00	0.00	0.00	0.00
RUBY SEEDLESS/KING RUBY	0.00	0.00	0.00	0.00	0.00	0.00	0.00	0.00	0.00	0.00
SUPERIOR SEEDLESS	0.00	0.00	0.00	0.00	0.00	0.00	0.00	0.00	0.00	0.00
WHITE MALAGA	0.00	0.00	0.00	0.00	0.00	0.00	0.00	0.00	0.00	0.00
OTHER TABLE <u>1/</u>	0.00	0.00	0.00	0.00	0.00	0.00	750.00	0.00	0.00	0.00
TOTAL TABLE	0.00	0.00	0.00	0.00	0.00	0.00	750.00	0.00	160.00	0.00
WINE GRAPES (WHITE):										
BURGER	450.00	0.00	450.00	555.96	0.00	0.00	0.00	0.00	0.00	0.00
CHARDONNAY	1,110.44	977.99	1,207.90	1,339.20	913.10	1,157.45	1,172.04	1,127.62	698.96	913.10
CHASSELAS DORE	0.00	0.00	0.00	0.00	0.00	0.00	0.00	0.00	0.00	0.00
CHEMIN BLANC	508.66	492.87	499.26	558.90	378.33	408.93	466.96	406.88	231.55	0.00
EMERALD RIESLING	0.00	0.00	0.00	0.00	0.00	0.00	0.00	0.00	0.00	0.00
FEHER SZAGOS	0.00	0.00	0.00	0.00	0.00	0.00	0.00	0.00	0.00	0.00
FLORA	450.00	0.00	0.00	1,304.00	0.00	0.00	0.00	0.00	0.00	0.00
FRENCH COLOMBARD	436.42	0.00	418.07	582.25	390.11	325.00	382.44	300.00	165.00	191.66
GEWURZTRAMINER	656.88	0.00	728.60	632.30	0.00	692.05	632.03	548.83	0.00	722.65
GRAY RIESLING	647.00	700.00	439.23	0.00	350.00	300.00	450.00	451.63	0.00	0.00
GREEN HUNGARIAN	300.00	0.00	0.00	0.00	0.00	0.00	0.00	0.00	0.00	0.00
INZOLIA	0.00	0.00	0.00	0.00	0.00	0.00	1,200.00	0.00	0.00	0.00
KLEINBERGER	0.00	0.00	1,000.00	0.00	0.00	0.00	0.00	0.00	0.00	0.00
MALVASIA BIANCA	0.00	0.00	0.00	800.00	0.00	0.00	654.96	0.00	0.00	0.00
MARSANNE	0.00	0.00	0.00	1,400.00	0.00	1,000.00	1,200.00	0.00	0.00	0.00
MELON	0.00	0.00	861.38	0.00	0.00	0.00	0.00	0.00	0.00	0.00
MUSCAT BLANC/M CANELLI	693.46	670.78	969.01	935.02	0.00	0.00	560.76	520.03	494.19	683.70
MUSCAT OF ALEXANDRIA	0.00	0.00	0.00	0.00	0.00	475.00	0.00	0.00	0.00	400.00
MUSCAT ORANGE	0.00	0.00	0.00	0.00	0.00	0.00	1,571.07	0.00	0.00	547.01
PALOMINO/G CHASSELAS	400.00	0.00	0.00	0.00	0.00	184.14	0.00	0.00	0.00	0.00
PEDRO XIMENES	0.00	0.00	0.00	0.00	0.00	0.00	0.00	0.00	0.00	0.00
PINOT BLANC	1,009.31	0.00	929.68	914.45	0.00	0.00	644.09	1,018.39	0.00	0.00
PINOT GRIS	1,055.34	0.00	1,300.00	1,230.94	0.00	1,000.00	1,000.00	800.00	0.00	900.00
PRIMOTIVO DIEGO	0.00	0.00	1,000.00	0.00	0.00	0.00	0.00	0.00	0.00	0.00
ROUSANNE	0.00	0.00	0.00	0.00	0.00	0.00	0.00	1,258.18	0.00	0.00
SAUVIGNON BLANC	602.82	658.37	810.42	823.81	435.47	469.90	693.40	609.83	357.74	439.19
SAUVIGNON MOSQUE	0.00	0.00	0.00	1,003.00	0.00	0.00	0.00	0.00	0.00	0.00
SAUVIGNON VERT	400.00	0.00	364.94	0.00	0.00	0.00	0.00	0.00	0.00	0.00
SEMILLON	667.89	628.39	777.63	883.02	0.00	755.40	511.06	402.19	0.00	595.00
ST. EMILION (UGNI BLANC)	0.00	0.00	0.00	0.00	0.00	165.76	0.00	0.00	0.00	0.00
SYLVANER	0.00	0.00	0.00	500.00	0.00	350.00	0.00	0.00	0.00	0.00
SYMPHONY	0.00	0.00	0.00	0.00	276.88	0.00	0.00	0.00	275.00	0.00
VOIGNIER	1,267.34	0.00	1,358.01	1,299.20	0.00	1,259.24	1,689.78	1,102.25	0.00	803.18
WHITE RIESLING	639.75	797.30	638.23	798.10	0.00	0.00	611.92	520.43	510.62	492.92
OTHER WHITE <u>1/</u>	531.34	0.00	514.05	450.00	0.00	552.00	1,380.13	0.00	0.00	0.00
TOTAL WHITE	910.17	726.58	1,081.98	1,167.45	743.99	1,023.60	888.52	919.58	454.73	697.02

TABLE 6: WEIGHTED AVERAGE GROWER RETURNS PER TON DELIVERED BASIS PURCHASED FOR WINE, CONCENTRATE, JUICE, VINEGAR, AND BEVERAGE BRANDY BY CALIFORNIA PROCESSORS FROM THE 1995 CROP BY TYPE, VARIETY, AND REPORTING DISTRICT WHERE GROWN, WITH COMPARISONS (CONT'D.)

Type and Variety	11	12	13	14	15	16	17	1995 State Total	1994 State Total	
	----- DOLLARS -----									
RAISIN GRAPES:										
BLACK CORINTH (ZANTES)	0.00	0.00	150.22	141.49	0.00	0.00	0.00	150.12	120.40	
FIESTA	0.00	0.00	168.27	0.00	0.00	0.00	0.00	168.27	0.00	
SULTANAS	0.00	0.00	160.00	0.00	0.00	0.00	0.00	160.00	120.00	
THOMPSON SEEDLESS	120.00	162.05	164.64	161.24	0.00	0.00	0.00	164.10	117.61	
TOTAL RAISIN	120.00	162.05	164.32	161.21	0.00	0.00	0.00	163.84	117.62	
TABLE GRAPES:										
AMERICAN ROSE	0.00	0.00	0.00	140.00	0.00	0.00	0.00	140.00	0.00	
BLACK MONUKKA	0.00	0.00	159.12	0.00	0.00	0.00	0.00	159.12	0.00	
BLACK PRINCE/ROSE OF PERU	180.00	0.00	0.00	0.00	0.00	0.00	0.00	180.00	0.00	
BLACK SEEDLESS	0.00	0.00	0.00	153.30	0.00	0.00	0.00	153.30	94.39	
BLACKROSE	0.00	0.00	0.00	0.00	0.00	0.00	0.00	0.00	90.44	
CALMERIA	0.00	0.00	0.00	141.34	0.00	0.00	0.00	141.34	96.64	
CARDINAL	0.00	0.00	0.00	153.99	0.00	0.00	0.00	153.99	0.00	
CHRISTMAS ROSE	0.00	0.00	156.75	131.60	0.00	0.00	0.00	138.78	92.20	
CONCORD	0.00	0.00	138.00	0.00	0.00	0.00	0.00	138.00	0.00	
CRIMSON	0.00	0.00	0.00	150.00	0.00	0.00	0.00	150.00	108.22	
EMPERATRIZ	0.00	0.00	146.29	137.90	0.00	0.00	0.00	145.10	85.50	
EMPEROR	0.00	0.00	130.80	135.14	0.00	0.00	0.00	134.28	81.13	
EXOTIC	0.00	0.00	119.41	125.45	0.00	0.00	0.00	124.86	89.23	
FANTASY	0.00	0.00	152.85	172.50	0.00	0.00	0.00	163.95	100.00	
FLAME SEEDLESS	0.00	0.00	155.45	145.90	0.00	0.00	0.00	147.74	108.97	
FLAME TOKAY	158.97	150.00	0.00	0.00	0.00	0.00	0.00	158.97	154.45	
GOLDEN MUSCAT	0.00	0.00	0.00	175.20	0.00	0.00	0.00	175.20	99.90	
ITALIA	0.00	0.00	153.00	155.40	0.00	0.00	0.00	153.19	98.54	
PERLETTE	0.00	0.00	0.00	150.00	0.00	0.00	0.00	150.00	0.00	
QUEEN	0.00	0.00	0.00	142.10	0.00	0.00	0.00	142.10	89.75	
RED GLOBE/ROSE-ITO	0.00	0.00	168.17	131.76	0.00	0.00	0.00	134.00	97.72	
RED MALAGA	0.00	0.00	145.50	0.00	0.00	0.00	0.00	145.50	95.18	
RED SEEDLESS	0.00	0.00	0.00	144.20	0.00	0.00	0.00	144.20	0.00	
RIBIER	150.00	150.00	142.50	136.83	0.00	0.00	0.00	140.04	91.73	
RUBY SEEDLESS/KING RUBY	0.00	0.00	169.53	154.00	0.00	0.00	0.00	158.82	109.33	
SUPERIOR SEEDLESS	0.00	0.00	0.00	150.00	0.00	0.00	0.00	150.00	106.00	
WHITE MALAGA	0.00	0.00	155.38	156.29	0.00	0.00	0.00	156.03	122.32	
OTHER TABLE ^{1/}	0.00	183.55	167.35	173.66	191.84	0.00	0.00	170.48	121.90	
TOTAL TABLE	158.97	179.77	165.31	159.55	191.84	0.00	0.00	162.22	135.50	
WINE GRAPES (WHITE):										
BURGER	179.58	0.00	175.00	171.51	0.00	0.00	0.00	177.18	161.28	
CHARDONNAY	633.05	578.89	458.14	623.32	0.00	964.64	664.06	892.59	851.04	
CHASSELAS DORE	0.00	0.00	0.00	0.00	125.00	0.00	0.00	125.00	0.00	
CHENIN BLANC	289.16	195.49	174.98	165.62	0.00	0.00	357.90	206.30	173.51	
EMERALD RIESLING	0.00	200.00	175.00	162.31	0.00	0.00	0.00	165.83	119.03	
FEHER SZAGOS	0.00	0.00	160.00	0.00	0.00	0.00	0.00	160.00	115.00	
FLORA	0.00	0.00	0.00	0.00	0.00	0.00	600.00	1,028.40	1,098.63	
FRENCH COLOMBARD	215.77	171.20	162.75	161.05	0.00	0.00	225.00	167.76	139.72	
GEWURZTRAMINER	0.00	0.00	0.00	0.00	0.00	0.00	0.00	662.49	588.76	
GRAY RIESLING	193.61	0.00	0.00	0.00	0.00	0.00	0.00	377.90	272.93	
GREEN HUNGARIAN	0.00	165.00	0.00	160.00	0.00	0.00	0.00	194.64	193.27	
INZOLIA	0.00	0.00	0.00	0.00	0.00	0.00	0.00	1,200.00	0.00	
KLEINBERGER	0.00	0.00	0.00	0.00	0.00	0.00	0.00	1,000.00	800.00	
MALVASIA BIANCA	250.00	227.72	184.15	203.43	0.00	0.00	0.00	225.43	216.85	
MARSAANNE	0.00	0.00	0.00	0.00	0.00	0.00	0.00	1,103.45	1,516.78	
MELON	0.00	0.00	0.00	0.00	0.00	0.00	0.00	861.38	856.00	
MUSCAT BLANC/M CANELLI	300.00	383.95	214.36	271.02	0.00	600.00	0.00	265.41	328.57	
MUSCAT OF ALEXANDRIA	176.60	150.00	190.40	170.52	0.00	575.00	0.00	181.18	168.24	
MUSCAT ORANGE	0.00	375.00	223.34	0.00	0.00	0.00	0.00	378.88	454.05	
PALOMINO/G CHASSELAS	177.16	175.00	159.76	155.00	125.00	0.00	0.00	159.69	116.99	
PEDRO XIMENES	0.00	0.00	0.00	0.00	125.00	0.00	0.00	125.00	96.00	
PINOT BLANC	0.00	0.00	0.00	0.00	0.00	851.04	0.00	790.26	651.74	
PINOT GRIS	0.00	0.00	0.00	0.00	0.00	0.00	0.00	1,118.44	1,069.29	
PRIMOTIVO DIEGO	0.00	0.00	0.00	0.00	0.00	0.00	0.00	1,000.00	725.54	
ROUSANNE	0.00	0.00	0.00	0.00	0.00	0.00	0.00	1,258.18	1,200.00	
SAUVIGNON BLANC	379.80	313.70	303.02	315.54	0.00	509.03	417.14	530.29	502.04	
SAUVIGNON MOSQUE	0.00	0.00	0.00	0.00	0.00	0.00	0.00	1,003.00	886.23	
SAUVIGNON VERT	0.00	0.00	0.00	0.00	0.00	0.00	0.00	367.16	342.74	
SEMILLON	368.91	348.64	180.87	160.00	0.00	448.08	300.00	394.19	348.68	
ST. EMILION (UGNI BLANC)	0.00	0.00	172.29	0.00	500.00	0.00	0.00	174.35	144.32	
SYLVANER	0.00	0.00	0.00	0.00	0.00	0.00	0.00	476.45	253.79	
SYMPHONY	271.69	328.08	235.09	0.00	0.00	0.00	274.57	259.60	243.12	
VIIGNIER	1,000.00	0.00	1,000.00	0.00	0.00	925.00	0.00	1,249.20	1,108.70	
WHITE RIESLING	350.00	0.00	159.67	174.98	0.00	519.16	0.00	484.15	508.12	
OTHER WHITE ^{1/}	431.91	0.00	165.85	206.60	214.87	0.00	0.00	220.80	190.83	
TOTAL WHITE	447.60	258.03	175.19	173.51	182.64	910.15	547.79	350.32	311.64	

^{1/} OTHER CATEGORIES INCLUDE MINOR VARIETIES AS WELL AS MIXED VARIETIES.

TABLE 6: WEIGHTED AVERAGE GROWER RETURNS PER TON DELIVERED BASIS PURCHASED FOR WINE, CONCENTRATE, JUICE, VINEGAR, AND BEVERAGE BRANDY BY CALIFORNIA PROCESSORS FROM THE 1995 CROP BY TYPE, VARIETY, AND REPORTING DISTRICT WHERE GROWN, WITH COMPARISONS (CONT'D.)

Type and Variety	1	2	3	4	5	6	7	8	9	10
	----- DOLLARS -----									
WINE GRAPES (RED):										
ALEATICO	0.00	0.00	1,000.00	400.00	0.00	0.00	0.00	0.00	0.00	1,050.00
ALICANTE BOUSCHET	0.00	0.00	1,016.86	0.00	1,153.86	759.62	0.00	0.00	0.00	550.00
ALVARELHAO	0.00	0.00	0.00	0.00	0.00	0.00	0.00	0.00	0.00	700.00
AMERICA	0.00	0.00	821.13	0.00	0.00	0.00	0.00	0.00	0.00	0.00
BARBERA	869.45	0.00	1,282.50	950.00	0.00	720.00	1,600.00	900.00	0.00	834.15
BLACK MALVOISIE	0.00	0.00	0.00	1,100.00	0.00	0.00	0.00	0.00	0.00	0.00
BRUNELLO	0.00	0.00	0.00	0.00	0.00	0.00	0.00	800.00	0.00	0.00
CABERNET FRANC	893.69	1,147.00	1,244.08	1,458.80	0.00	1,481.52	863.59	889.31	1,000.00	993.45
CABERNET SAUVIGNON	1,036.62	952.02	1,261.45	1,578.06	694.09	1,246.24	916.15	852.75	601.83	904.95
CARIGNANE	604.14	0.00	782.46	701.52	432.82	379.19	950.00	0.00	225.00	577.27
CARMINE	0.00	0.00	0.00	0.00	0.00	0.00	0.00	0.00	0.00	0.00
CARNELIAN	0.00	0.00	0.00	0.00	0.00	0.00	0.00	0.00	0.00	0.00
CENTURIAN	0.00	0.00	0.00	0.00	0.00	0.00	0.00	0.00	0.00	0.00
CHARBONO	850.00	0.00	1,300.00	899.68	0.00	0.00	0.00	0.00	0.00	566.67
CINSAULT	0.00	0.00	897.54	0.00	0.00	611.76	0.00	0.00	0.00	720.42
DOLCETTO	1,000.00	0.00	500.00	1,562.26	1,000.00	0.00	0.00	800.00	0.00	1,050.00
EARLY BURGUNDY	400.00	0.00	450.00	550.00	450.00	0.00	438.40	0.00	0.00	0.00
GAMAY (NAPA)	618.03	606.55	686.49	622.37	526.44	600.00	620.59	605.62	0.00	0.00
GAMAY BEAUJOLAIS	637.78	0.00	751.66	741.67	0.00	0.00	550.62	0.00	0.00	0.00
GRENACHE	730.44	500.00	827.65	1,100.00	0.00	1,000.00	890.33	775.09	200.00	654.85
GRIGNOLINO	0.00	0.00	0.00	0.00	0.00	0.00	0.00	0.00	0.00	0.00
LAMBRUSCO	0.00	0.00	500.00	0.00	0.00	0.00	0.00	0.00	0.00	0.00
MALBEC	0.00	0.00	1,371.80	1,095.85	0.00	0.00	0.00	1,500.00	0.00	0.00
MATARO	0.00	0.00	1,500.00	0.00	0.00	1,384.89	0.00	0.00	0.00	0.00
MERLOT	1,381.32	1,309.11	1,476.23	1,601.85	1,283.60	1,214.07	1,150.52	1,302.79	871.37	1,315.26
MEUNIER	900.00	0.00	825.40	972.56	0.00	0.00	0.00	0.00	0.00	0.00
MISSION	0.00	0.00	0.00	0.00	0.00	375.00	0.00	0.00	0.00	340.76
MOUVEDRE	942.90	0.00	1,002.67	965.07	0.00	845.07	0.00	888.87	0.00	793.34
MUSCAT HAMBURG	0.00	0.00	0.00	0.00	0.00	500.00	0.00	600.00	0.00	502.47
NEBBIOLO	967.57	0.00	1,141.66	0.00	0.00	1,400.00	1,251.08	884.20	1,000.00	972.22
PETITE SIRAH	833.24	779.12	1,080.49	1,020.81	725.88	321.62	664.92	618.20	571.98	650.88
PETITE VERDOT	0.00	0.00	1,273.15	1,695.10	0.00	0.00	0.00	1,074.00	0.00	0.00
PFEFFER CABERNET	0.00	0.00	0.00	0.00	0.00	0.00	1,050.00	0.00	0.00	0.00
PINOT NOIR	892.57	0.00	994.39	1,194.02	700.00	1,075.21	870.97	1,155.12	1,162.96	616.97
PINOT ST GEORGE	0.00	0.00	600.00	0.00	0.00	0.00	0.00	0.00	0.00	0.00
REFOSCO/MONDEUSE	0.00	0.00	0.00	0.00	0.00	0.00	901.61	0.00	0.00	0.00
ROYALTY	0.00	0.00	0.00	0.00	0.00	0.00	0.00	0.00	0.00	0.00
RUBIED	0.00	0.00	0.00	0.00	0.00	0.00	0.00	0.00	0.00	0.00
RUBY CABERNET	0.00	0.00	0.00	0.00	0.00	0.00	550.00	0.00	500.00	0.00
SALVADOR	0.00	0.00	0.00	0.00	0.00	0.00	0.00	0.00	0.00	0.00
SANGIOVETO/SANGIOVESE	1,199.07	0.00	1,216.51	1,536.93	1,464.35	939.23	1,338.10	846.41	810.14	988.63
SOUZAO	0.00	0.00	0.00	0.00	0.00	0.00	650.00	0.00	0.00	685.00
ST MACAIRE	0.00	0.00	0.00	0.00	0.00	0.00	0.00	0.00	0.00	0.00
SYRAH/FRENCH SYRAH-SHIRAZ	1,064.76	779.00	1,207.50	1,387.30	430.00	903.44	1,045.40	1,223.44	750.00	840.53
TANNAT	0.00	0.00	1,200.00	0.00	0.00	0.00	0.00	0.00	0.00	0.00
TINTA CAO	0.00	0.00	0.00	0.00	0.00	0.00	0.00	0.00	0.00	572.41
TINTA MADEIRA	0.00	0.00	0.00	0.00	0.00	0.00	0.00	0.00	0.00	0.00
TOURIGA	0.00	0.00	0.00	0.00	0.00	0.00	0.00	0.00	0.00	665.22
VALDEPENAS	0.00	0.00	0.00	0.00	0.00	0.00	0.00	0.00	0.00	0.00
ZINFANDEL	753.14	639.58	1,000.50	734.76	599.43	771.09	668.62	523.00	457.28	675.82
OTHER RED <u>1/</u>	414.29	0.00	1,015.37	967.37	0.00	1,104.38	1,314.05	742.00	0.00	702.92
TOTAL RED	855.33	922.28	1,154.48	1,349.72	750.49	889.88	873.41	794.03	495.53	722.50
TOTAL WINE	882.60	817.34	1,121.93	1,281.89	746.56	936.93	881.78	850.45	476.00	718.25
TOTAL ALL VARIETIES	882.60	817.34	1,121.93	1,281.89	746.56	936.93	881.76	850.45	475.52	718.25

TABLE 6: WEIGHTED AVERAGE GROWER RETURNS PER TON DELIVERED BASIS PURCHASED FOR WINE, CONCENTRATE, JUICE, VINEGAR, AND BEVERAGE BRANDY BY CALIFORNIA PROCESSORS FROM THE 1995 CROP BY TYPE, VARIETY, AND REPORTING DISTRICT WHERE GROWN, WITH COMPARISONS (CONT'D.)

Type and Variety	11	12	13	14	15	16	17	1995 State Total	1994 State Total
	----- DOLLARS -----								
WINE GRAPES (RED):									
ALEATICO	0.00	0.00	275.79	0.00	0.00	0.00	0.00	303.77	412.07
ALICANTE BOUSCHET	416.94	250.00	223.23	205.66	0.00	0.00	0.00	265.85	200.20
ALVARELHAO	0.00	0.00	0.00	0.00	0.00	0.00	0.00	700.00	0.00
AMERICA	0.00	0.00	0.00	0.00	0.00	0.00	0.00	821.13	0.00
BARBERA	399.16	247.06	248.11	248.94	300.00	0.00	0.00	252.60	242.90
BLACK MALVOISIE	0.00	0.00	0.00	250.00	0.00	0.00	0.00	251.39	104.80
BRUNELLO	0.00	0.00	0.00	0.00	0.00	0.00	0.00	800.00	900.00
CABERNET FRANC	459.71	0.00	0.00	0.00	0.00	1,037.93	0.00	1,090.55	950.82
CABERNET SAUVIGNON	592.62	521.97	433.54	445.83	0.00	792.88	619.99	866.68	814.37
CARIGNANE	305.30	250.72	203.96	207.99	543.12	175.00	0.00	270.43	223.30
CARMINE	0.00	0.00	354.65	0.00	0.00	1,062.78	0.00	357.01	284.44
CARNELIAN	0.00	250.00	214.89	233.33	0.00	0.00	0.00	223.53	213.87
CENTURIAN	0.00	0.00	242.92	0.00	0.00	0.00	0.00	242.92	201.99
CHARBONO	0.00	0.00	0.00	0.00	0.00	0.00	0.00	884.86	774.99
CINSAULT	0.00	0.00	0.00	0.00	518.69	0.00	0.00	632.55	660.98
DOLCETTO	0.00	0.00	0.00	0.00	0.00	0.00	0.00	950.98	865.08
EARLY BURGUNDY	400.00	0.00	0.00	0.00	0.00	0.00	0.00	450.86	438.40
GAMAY (NAPA)	250.73	0.00	275.00	325.00	0.00	400.00	300.00	495.57	475.02
GAMAY BEAUJOLAIS	0.00	500.00	0.00	0.00	0.00	0.00	0.00	559.79	540.86
GRENACHE	192.58	191.72	175.85	174.84	191.20	395.05	0.00	181.48	181.39
GRIGNOLINO	0.00	0.00	0.00	0.00	0.00	0.00	0.00	0.00	651.52
LAMBRUSCO	0.00	0.00	0.00	0.00	0.00	0.00	0.00	500.00	0.00
MALBEC	0.00	0.00	0.00	0.00	0.00	0.00	0.00	1,186.30	1,048.42
MATARO	0.00	0.00	0.00	0.00	0.00	0.00	0.00	1,418.37	1,333.65
MERLOT	897.13	727.21	776.82	1,169.25	0.00	1,154.46	872.77	1,096.98	1,106.55
MEUNIER	0.00	0.00	0.00	0.00	0.00	0.00	0.00	897.95	880.17
MISSION	200.00	174.99	181.77	0.00	163.69	0.00	0.00	179.45	164.14
MOUVEDRE	400.00	0.00	0.00	0.00	600.00	311.50	0.00	826.67	741.91
MUSCAT HAMBURG	0.00	428.35	0.00	0.00	0.00	0.00	0.00	434.01	407.62
NEBBIOLO	0.00	0.00	0.00	0.00	0.00	759.95	0.00	966.11	787.17
PETITE SIRAH	501.49	445.11	308.87	265.65	0.00	847.34	598.40	646.97	525.68
PETITE VERDOT	1,400.00	0.00	0.00	0.00	0.00	0.00	0.00	1,412.36	1,517.87
PFEFFER CABERNET	0.00	0.00	0.00	0.00	0.00	0.00	0.00	1,050.00	0.00
PINOT NOIR	0.00	0.00	275.00	275.00	0.00	0.00	0.00	1,018.41	834.53
PINOT ST GEORGE	0.00	0.00	0.00	0.00	0.00	0.00	0.00	600.00	704.26
REFOSCO/MONDEUSE	0.00	0.00	0.00	0.00	0.00	0.00	0.00	901.61	561.12
ROYALTY	375.00	350.00	337.04	327.08	0.00	0.00	0.00	334.38	272.24
RUBIRED	350.00	356.89	352.36	344.52	0.00	0.00	0.00	348.95	289.14
RUBY CABERNET	0.00	315.67	293.68	317.24	0.00	0.00	0.00	305.40	253.28
SALVADOR	0.00	0.00	325.00	323.29	0.00	0.00	0.00	323.34	268.01
SANGIOVETO/SANGIOVESE	0.00	0.00	0.00	0.00	0.00	1,000.00	0.00	1,229.76	1,148.70
SOUZAO	0.00	0.00	220.00	0.00	0.00	0.00	0.00	295.79	384.65
ST MACAIRE	0.00	225.00	0.00	0.00	0.00	0.00	0.00	225.00	200.00
SYRAH/FRENCH SYRAH-SHIRAZ	892.99	498.45	0.00	0.00	0.00	0.00	0.00	1,010.11	1,020.85
TANNAT	0.00	0.00	0.00	0.00	0.00	0.00	0.00	1,200.00	600.00
TINTA CAO	0.00	0.00	0.00	0.00	0.00	0.00	0.00	572.41	545.73
TINTA MADEIRA	0.00	0.00	0.00	0.00	0.00	0.00	0.00	0.00	220.00
TOURIGA	0.00	650.00	0.00	0.00	0.00	0.00	0.00	664.58	727.42
VALDEPENAS	0.00	241.17	284.72	200.00	0.00	0.00	0.00	252.61	238.29
ZINFANDEL	517.38	401.11	420.73	428.67	516.54	504.41	464.53	520.94	476.55
OTHER RED ^{1/}	415.26	341.76	154.37	221.27	125.00	0.00	0.00	305.76	225.01
TOTAL RED	545.48	376.27	281.98	326.17	429.90	724.62	688.54	515.10	462.26
TOTAL WINE	508.00	315.35	217.64	238.69	399.76	864.99	576.73	428.22	375.10
TOTAL ALL VARIETIES	465.37	310.42	200.12	221.29	265.75	864.99	576.73	375.40	347.76

^{1/} OTHER CATEGORIES INCLUDE MINOR VARIETIES AS WELL AS MIXED VARIETIES.

**TABLE 7: TONS OF GRAPES PURCHASED BY CALIFORNIA WINERIES AS DISTILLING MATERIAL
OTHER THAN BEVERAGE BRANDY FROM THE 1995 CROP BY TYPE AND VARIETY, WITH COMPARISONS**

Type and Variety	Distilling Material Purchased (Tons)		Average Degrees Brix Distilling		Average Price Per Ton (Dollars)	
	1995	1994	1995	1994	1995	1994
RAISIN GRAPES:						
Black Corinth (Zantes)	4.2	0.0	26.5	0.0	150.00	0.00
Thompson Seedless	18,081.6	0.0	21.5	0.0	172.28	0.00
Fiesta	606.8	0.0	23.0	0.0	176.00	0.00
TOTAL RAISIN	18,692.6	0.0	21.5	0.0	172.40	0.00
TABLE GRAPES:						
Black Monukka	10.9	0.0	23.0	0.0	176.00	0.00
Flame Seedless	0.0	535.7	0.0	23.1	0.00	103.64
Italia	0.0	122.1	0.0	20.7	0.00	103.43
Marroo	32.3	0.0	24.1	0.0	50.00	0.00
Ribier	0.0	97.3	0.0	18.3	0.00	90.59
Ruby Seedless/King Ruby	9.5	629.8	17.8	22.2	36.00	101.49
White Malaga	0.0	81.6	0.0	18.5	0.00	92.32
Packinghouse Culls	1,129.7	0.0	20.0	0.0	40.00	0.00
Other Table <u>1/</u>	94.0	369.6	19.2	24.7	57.70	74.00
TOTAL TABLE	1,276.4	1,836.1	20.1	22.5	42.69	95.73
WINE GRAPES (WHITE):						
Chenin Blanc	17.7	68.6	21.8	18.3	72.13	39.37
French Colombard	5,860.5	4,092.5	20.6	20.1	148.69	50.00
Muscat of Alexandria	0.0	442.4	0.0	22.2	0.00	108.33
Symphony	6.9	0.0	19.0	0.0	200.00	0.00
White Riesling	0.0	5.4	0.0	21.8	0.00	75.41
TOTAL WHITE	5,885.1	4,608.9	20.6	20.3	148.52	55.47
WINE GRAPES (RED):						
Barbera	0.0	65.3	0.0	20.4	0.00	100.85
Carnelian	0.0	26.7	0.0	21.9	0.00	109.50
Grenache	0.0	197.8	0.0	22.0	0.00	106.49
Rubired	5.3	5.5	23.4	20.8	70.21	62.40
Ruby Cabernet	0.0	6.5	0.0	22.0	0.00	66.00
Salvador	6.4	0.0	24.3	0.0	72.91	0.00
Zinfandel	13.1	0.0	18.8	0.0	56.40	0.00
Other Red <u>1/</u>	0.0	230.9	0.0	22.3	0.00	98.98
TOTAL RED	24.8	532.7	21.2	21.9	63.61	101.75
TOTAL WINE	5,909.9	5,141.6	20.6	20.5	148.16	60.26
TOTAL ALL VARIETIES	25,878.9	6,977.7	21.3	21.0	160.47	69.60

1/ Other categories include minor varieties as well as mixed varieties.

TABLE 8.

**BASE PRICE PAID TO GROWERS FOR GRAPES CRUSHED, DELIVERED TO CALIFORNIA PROCESSORS
FROM THE 1995 CROP, WITH BRIX FACTORS AND PURCHASED TONNAGE, BY TYPE,
VARIETY, REPORTING DISTRICT WHERE GROWN, AND WEIGHTED AVERAGE BASE PRICE**

Variety	* Base * Price	* Brix * Factors	* * Tons	* * Variety	* Base * Price	* Brix * Factors	* * Tons	* * Variety	* Base * Price	* Brix * Factors	* * Tons	
	Dollars Per Ton	Code a/			Dollars Per Ton	Code a/			Dollars Per Ton	Code a/		
DISTRICT 1												
WINE GRAPES (WHITE)												
BURGER	450.00	0010	6.7									
WTD. AVG. BASE	450.00											
CHARDONNAY	850.00	0010	8.4	CHARDONNAY	1,320.00	0560	57.9					
	900.00	1205	127.6	(Cont'd)	1,380.00	0560	89.8	GEWURZTRAMNER	950.00	0010	22.4	
	900.00	7759	18.1		1,400.00	0010	120.2	(Cont'd)	950.00	1075	6.8	
	950.00	0010	181.3		1,400.00	1020	13.2					
	965.30	0010	172.5		1,400.00	1205	21.7	WTD. AVG. BASE	656.88			
	969.75	0010	51.0		1,400.00	7065	199.0					
	975.00	0010	174.5		1,437.50	1205	6.0	GRAY RIESLING	500.00	4983	15.0	
	1,000.00	0010	520.7		1,450.00	0010	12.7		700.00	1020	41.6	
	1,000.00	0860	56.6		1,500.00	1015	3.4	WTD. AVG. BASE	647.00			
	1,000.00	1095	120.9		1,500.00	1220	3.0					
	1,000.00	1205	913.1					GREEN HUNGARIAN	300.00	0010	144.6	
	1,000.00	7759	73.9		WTD. AVG. BASE	1,098.49						
	1,008.89	0010	41.5	CHENIN BLANC	375.00	0010	66.9					
	1,008.89	1148	2,474.8		400.00	0860	99.3	WTD. AVG. BASE	300.00			
	1,050.00	0010	249.5		400.00	0935	12.5					
	1,050.00	5105	207.8		425.00	4920	14.5	MUSCAT BLANC/ MUSCAT CANELLI	650.00	0010	20.3	
	1,050.00	7251	101.5		450.00	0010	85.0		700.00	0010	71.7	
	1,050.00	7462	1,315.8		500.00	0860	7.6		900.00	0010	2.0	
	1,050.00	7759	541.7		500.00	0935	191.0	WTD. AVG. BASE	693.46			
	1,061.00	1095	34.4		500.00	3175	190.9					
	1,066.73	7759	233.2		500.00	4983	49.5	PALOMINO/GOLDEN CHASSELAS	400.00	0010	9.4	
	1,067.00	1205	22.2		500.00	4985	231.3					
	1,071.93	0010	24.8		500.00	5138	25.8	WTD. AVG. BASE	400.00			
	1,075.00	1020	56.4		550.00	1205	22.5					
	1,075.00	7759	287.0		550.00	2375	85.6	PINOT BLANC	943.30	1190	107.3	
	1,092.00	1020	17.2		550.00	4880	128.8		1,000.00	0010	11.0	
	1,100.00	0010	56.7		550.00	5138	457.9		1,200.00	0010	25.1	
	1,100.00	0560	34.2		650.00	1020	27.2	WTD. AVG. BASE	992.58			
	1,100.00	0990	38.1		700.00	1010	3.9					
	1,100.00	1010	162.7		WTD. AVG. BASE	508.66		PINOT GRIS	950.00	0010	.5	
	1,100.00	1015	6.9		FLORA	450.00	0010	8.5	1,000.00	0010	10.1	
	1,100.00	1020	26.2		WTD. AVG. BASE	450.00			1,300.00	0010	2.5	
	1,100.00	1095	34.8					WTD. AVG. BASE	1,055.34			
	1,100.00	1205	26.7		FRENCH COLOMBARD	300.00	0825	9.7				
	1,100.00	1220	3.8			347.55	0680	44.2	SAUVIGNON BLANC	400.00	0010	12.0
	1,100.00	1315	103.3			350.00	0010	15.7		480.00	0010	1.0
	1,100.00	7263	46.3			350.00	0860	9.8		500.00	7085	24.3
	1,100.00	7759	407.0			350.00	4935	37.3		525.00	0925	3.2
	1,125.00	1205	46.2			350.00	4995	22.7		526.74	0010	84.8
	1,150.00	0010	54.6			371.71	0760	59.4		532.69	0010	48.8
	1,150.00	1095	13.7			400.00	0010	50.0		542.70	0990	621.3
	1,150.00	1205	1,612.5			400.00	0935	74.7		550.00	0010	105.4
	1,150.00	7759	194.1			400.00	0935	74.7		550.00	0925	151.0
	1,200.00	0010	71.8			425.00	0010	11.7		575.00	6932	231.8
	1,200.00	0860	.7			425.00	4995	92.7		575.00	7759	25.5
	1,200.00	1015	4.0			425.00	4997	136.4		600.00	0010	323.6
	1,200.00	1020	80.5			425.00	5150	163.6		600.00	0945	24.1
	1,200.00	1205	996.4			450.00	0010	127.2		600.00	1075	90.4
	1,200.00	7263	296.7			450.00	2620	20.5		600.00	1205	100.5
	1,200.00	7600	24.7			450.00	4325	304.9		600.00	4985	10.1
	1,200.00	7759	535.3			500.00	0010	3.5		600.00	6085	158.1
	1,200.00	7794	245.8			WTD. AVG. BASE	420.14			600.00	7085	8.2
	1,200.00	7795	171.0		GEWURZTRAMNER	552.37	0010	30.2		600.00	7095	447.0
	1,225.00	7794	35.1			600.00	0985	901.3		600.00	7158	12.4
	1,237.04	1095	285.5			600.00	0010	131.4		600.00	7160	37.3
	1,238.00	1205	1.1			650.00	0010	49.1		650.00	0010	31.4
	1,250.00	0010	96.1			650.00	0985	49.1		650.00	1010	16.1
	1,250.00	6130	30.8			650.00	0010	67.1		650.00	1095	54.8
	1,250.00	7759	190.7			750.00	0010	15.8		650.00	1205	103.7
	1,300.00	0010	44.2			750.00	0710	15.8		650.00	7085	35.1
	1,300.00	1205	52.5			800.00	0010	125.6		700.00	0010	41.3
	1,300.00	7251	19.5			800.00	0690	14.4		700.00	1020	49.0
	1,300.00	7263	44.1			800.00	0850	5.2		700.00	1065	134.7
	1,300.00	7759	58.2			800.00	7759	5.1		700.00	1075	21.2
						825.00	0010	9.5		700.00	1205	22.0
						850.00	0010	.8		700.00	1315	3.7
						850.00	7759	5.8		700.00	7085	40.7
						900.00	1220	18.4		725.00	7288	21.1
						900.00	7759	8.2		745.00	0990	41.9
						935.00	0010	30.7		750.00	0010	3.8
										800.00	0010	59.3

(Continued)

TABLE 8.

**BASE PRICE PAID TO GROWERS FOR GRAPES CRUSHED, DELIVERED TO CALIFORNIA PROCESSORS
FROM THE 1995 CROP, WITH BRIX FACTORS AND PURCHASED TONNAGE, BY TYPE,
VARIETY, REPORTING DISTRICT WHERE GROWN, AND WEIGHTED AVERAGE BASE PRICE (Cont'd)**

Variety	* Base * Price	* Brix * Factors	* * Tons	* * Variety	* Base * Price	* Brix * Factors	* * Tons	* * Variety	* Base * Price	* Brix * Factors	* * Tons
	Dollars Per Ton	Code a/			Dollars Per Ton	Code a/			Dollars Per Ton	Code a/	
DISTRICT 1 (Cont'd)				CABERNET FRANC	1,000.00	7771	87.1	CARIGNANE	850.00	1205	2.0
				(Cont'd)	1,100.00	0010	54.7	(Cont'd)	850.00	7040	144.5
SAUVIGNON BLANC	800.00	0860	20.1	WTD. AVG. BASE	887.57			WTD. AVG. BASE	850.00	7759	2.2
(Cont'd)	800.00	1010	8.8						604.37		
	800.00	1020	58.5	CABERNET	260.52	0010	87.6	WTD. AVG. BASE	604.37		
	819.70	1205	44.6	SAUVIGNON	500.00	0010	4.3	CHARBONO	850.00	0010	46.3
	840.00	0010	13.2		850.00	2583	25.9		850.00	1010	9.0
	850.00	0010	4.1		857.05	0010	96.9	WTD. AVG. BASE	850.00		
	850.00	1010	4.7		861.00	7175	26.7				
WTD. AVG. BASE	608.22				861.01	0010	70.9	DOLCETTO	1,000.00	0010	3.0
					868.96	0010	81.1				
SAUVIGNON VERT	400.00	0010	1.4		868.96	1205	887.1	WTD. AVG. BASE	1,000.00		
					900.00	1205	153.2				
WTD. AVG. BASE	400.00				900.00	1220	1.7	EARLY BURGUNDY	400.00	0010	4.9
					1,000.00	0010	685.5				
SEMILLON	500.00	0010	12.5		1,000.00	1020	25.6	WTD. AVG. BASE	400.00		
	667.00	0990	22.2		1,000.00	1095	158.7				
	679.00	0010	19.8		1,000.00	1205	651.4	GAMAY (NAPA)	550.00	0010	9.1
	700.00	0585	25.7		1,000.00	7252	9.5		600.00	0010	6.5
	840.00	0010	3.8		1,000.00	7263	40.4		600.00	0915	43.7
	850.00	1010	2.3		1,000.00	7467	232.9		600.00	4985	37.5
WTD. AVG. BASE	667.89				1,010.00	1095	19.8		600.00	5140	15.4
					1,100.00	0010	96.1		650.00	0010	19.9
VIOGNIER	1,000.00	7759	2.6		1,100.00	1020	62.6		650.00	0915	12.8
	1,200.00	0010	14.5		1,100.00	1085	32.6		650.00	2375	32.0
	1,200.00	1205	1.1		1,100.00	1310	22.4		650.00	7090	12.8
	1,250.00	0010	14.1		1,100.00	1315	57.4	WTD. AVG. BASE	618.03		
WTD. AVG. BASE	1,205.73				1,100.00	1330	40.7				
					1,100.00	7263	28.4	GAMAY BEAUJOLAIS	498.37	0990	27.9
WHITE RIESLING	450.00	0010	33.4		1,100.00	7759	86.0		500.00	0010	22.6
	600.00	0915	14.6		1,143.60	1220	35.7		550.00	0010	63.4
	605.09	0010	22.9		1,143.66	0010	172.1		900.00	1205	38.8
	605.09	0760	222.8		1,143.95	0010	102.5	WTD. AVG. BASE	622.10		
	625.00	0990	62.9		1,144.00	1220	82.5				
	625.00	7759	2.0		1,144.00	7263	102.1	GRENACHE	400.00	7090	31.1
	650.00	0010	98.0		1,150.00	7759	38.7		600.00	7759	8.8
	650.00	1075	5.8		1,166.00	0010	145.6		611.53	6130	.2
	700.00	0897	4.0		1,200.00	0010	2.2		650.00	7759	2.6
	725.00	0010	7.2		1,200.00	1095	15.5		850.00	0010	85.1
	750.00	0010	20.0		1,200.00	1205	422.0		1,000.00	0010	5.5
	750.00	1020	24.0		1,200.00	7263	53.9	WTD. AVG. BASE	730.44		
	750.00	1030	10.2		1,200.00	7759	477.9				
	900.00	0935	2.2		1,250.00	0010	12.9	MERLOT	1,000.00	0010	44.1
	1,250.00	0010	8.4		1,250.00	1220	5.0		1,000.00	1205	59.6
WTD. AVG. BASE	634.55				1,300.00	0010	99.2		1,100.00	1020	1.4
					1,300.00	1205	90.3		1,100.00	1205	32.9
OTHER WHITE	300.00	0010	3.7	WTD. AVG. BASE	1,036.63				1,150.00	1335	2.0
	450.00	4880	55.0						1,165.85	0010	38.3
	750.00	0010	11.3	CARIGNANE	400.00	0010	21.1		1,165.85	1205	79.9
	1,000.00	0010	6.1		425.00	1205	33.7		1,200.00	1205	25.9
WTD. AVG. BASE	531.34				449.34	6130	2.9		1,266.74	7759	71.6
					500.00	0010	5.2		1,300.00	1205	61.1
VINE GRAPES (RED)					500.00	1205	393.4		1,350.00	0010	114.5
BARBERA	800.00	0010	36.2		550.00	0860	70.0		1,350.00	7263	18.2
	800.00	0860	2.9		550.00	1205	5.8		1,350.00	7759	13.0
	1,000.00	0010	2.3		600.00	0010	675.1		1,372.97	0010	47.5
	1,000.00	1020	18.5		600.00	0990	894.3		1,400.00	0010	25.9
WTD. AVG. BASE	869.45				600.00	1205	6.4		1,400.00	1205	469.8
					600.00	6255	2,132.1		1,400.00	7759	61.3
CABERNET FRANC	670.00	0010	73.4		600.00	7160	23.4		1,450.00	7759	59.3
	670.00	1205	16.9		600.00	7263	105.5		1,450.00	7855	12.7
	715.25	0010	19.6		600.00	7290	40.0		1,500.00	0010	52.4
	950.00	0010	25.8		650.00	1020	16.4		1,500.00	5161	14.6
					650.00	1220	4.1		1,500.00	7263	11.1
					700.00	7063	1.0		1,500.00	7759	3.0
					750.00	0010	7.9		1,525.00	7759	1.7
					800.00	6130	13.1		1,550.00	7759	60.1
					800.00	7090	164.5		1,600.00	7263	56.6

(Continued)

TABLE 8.

**BASE PRICE PAID TO GROWERS FOR GRAPES CRUSHED, DELIVERED TO CALIFORNIA PROCESSORS
FROM THE 1995 CROP, WITH BRIX FACTORS AND PURCHASED TONNAGE, BY TYPE,
VARIETY, REPORTING DISTRICT WHERE GROWN, AND WEIGHTED AVERAGE BASE PRICE (Cont'd)**

Variety	* Base * Price	* Brix * Factors	* * Tons	* * Variety	* Base * Price	* Brix * Factors	* * Tons	* * Variety	* Base * Price	* Brix * Factors	* * Tons
	Dollars Per Ton	Code a/			Dollars Per Ton	Code a/			Dollars Per Ton	Code a/	
DISTRICT 1 (Cont'd)				PINOT NOIR (Cont'd)	900.00	1010	6.0	ZINFANDEL (Cont'd)	600.00	2995	498.3
					900.00	1215	.6		625.00	0010	101.7
					950.00	0010	23.8		650.00	0010	57.3
MERLOT	1,650.00	7263	89.8		1,000.00	0010	7.1		800.00	0010	58.8
(Cont'd)	1,650.00	7759	22.5		1,000.00	1315	4.9		800.00	1325	40.8
	1,700.00	7263	27.9		1,000.00	6130	10.5		850.00	0010	44.7
					1,000.00	7759	37.6		881.02	1215	44.6
WTD. AVG. BASE	1,374.25				1,092.50	0560	101.4		900.00	0010	31.8
					1,092.50	1220	7.0		900.00	0860	6.4
MEUNIER	900.00	0010	9.5		1,100.00	0010	51.0		950.00	0010	427.0
					1,100.00	0560	3.6		950.00	0860	4.8
WTD. AVG. BASE	900.00				1,100.00	1095	4.6		950.00	1310	57.7
					1,100.00	1220	13.0		950.00	7550	32.8
MOUVEDRE	800.00	0010	15.9		1,100.00	8208	2.7		1,000.00	0010	46.0
	1,000.00	7759	3.4		1,140.00	0010	17.1		1,000.00	0860	59.1
	1,050.00	0010	4.5		1,150.00	0010	26.9		1,000.00	1205	576.9
					1,150.00	1220	8.2		1,000.00	1410	5.3
WTD. AVG. BASE	875.84				1,150.00	1330	8.9		1,000.00	7135	195.5
					1,150.00	7759	10.5		1,000.00	7263	66.1
NEBBIOLO	800.00	0010	1.8		1,200.00	0010	4.7		1,000.00	7597	56.7
	1,000.00	0010	9.3		1,200.00	1325	8.9		1,050.00	0010	10.7
					1,200.00	7759	13.6		1,050.00	1020	7.4
					1,300.00	0010	.6		1,050.00	7263	43.4
WTD. AVG. BASE	967.57				1,300.00	7759	52.1		1,050.00	7759	7.0
					1,350.00	0010	19.7		1,100.00	0010	77.0
PETITE SIRAH	500.00	0010	25.2		1,350.00	7940	5.4		1,100.00	1020	47.0
	700.00	0010	16.0		1,400.00	0880	3.1		1,100.00	1095	79.8
	762.36	0010	41.9		1,500.00	0010	2.7		1,100.00	1205	109.5
	800.00	0010	71.4						1,100.00	1220	7.0
	800.00	1085	7.1	WTD. AVG. BASE	878.37				1,100.00	7550	4.9
	800.00	1325	37.7						1,100.00	7759	16.2
	850.00	0010	250.4	SANGIOVETO/ SANGIOVESE	200.00	0010	3.8		1,150.00	0010	5.9
	850.00	1010	3.0		1,050.00	7331	2.7		1,200.00	0010	17.8
	850.00	7090	339.5		1,100.00	0010	8.3		1,200.00	1020	61.3
	850.00	7759	1.6		1,100.00	1205	17.0		1,200.00	1220	38.9
	875.00	7040	5.7		1,139.35	0010	1.5		1,200.00	7759	84.7
	875.00	7759	11.8		1,150.00	0010	5.5		1,210.00	7462	83.9
	897.00	1220	26.3		1,200.00	0010	18.1		1,220.00	0010	121.0
	900.00	1020	9.3		1,200.00	1020	8.6		1,250.00	1390	5.4
	900.00	1205	3.0		1,200.00	1205	15.0		1,300.00	7251	27.8
	900.00	1220	3.6		1,200.00	7759	4.8		1,300.00	7759	54.7
	900.00	7170	72.7		1,210.00	1010	25.6		1,450.00	0010	23.3
	900.00	7290	4.6		1,250.00	0010	6.2				
	902.00	1220	60.7		1,400.00	0010	28.9	WTD. AVG. BASE	752.55		
	1,000.00	1020	7.0		1,600.00	1095	1.3				
	1,000.00	1325	13.3					OTHER RED	400.00	7090	9.0
	1,000.00	6130	12.2	WTD. AVG. BASE	1,198.40				500.00	7040	1.5
	1,000.00	7759	9.0								
	1,050.00	0010	2.6	SYRAH/FRENCH SYRAH-SHIRAZ	200.00	0010	6.1	WTD. AVG. BASE	414.29		
	1,100.00	0010	4.7		975.00	7090	23.8				
	1,100.00	1020	10.3		990.00	0010	14.4				
	1,200.00	1220	.5		1,000.00	0010	26.8				
WTD. AVG. BASE	849.48				1,000.00	0860	35.6				
					1,050.00	7759	2.9				
PINOT NOIR	400.00	1215	13.5		1,100.00	1020	18.1				
	500.00	1205	1.6		1,100.00	1330	142.2				
	650.00	0860	.3		1,150.00	0010	8.5				
	700.00	7462	439.3	WTD. AVG. BASE	1,042.50						
	750.00	0010	41.7								
	800.00	0010	32.2	ZINFANDEL	500.00	0010	10.3				
	800.00	1020	18.8		500.00	2310	160.0	CHARDONNAY	850.00	0010	17.4
	800.00	1220	12.2		500.00	2355	20.5		870.00	0990	58.1
	800.00	3315	31.8		500.00	2571	13.3		870.09	0010	92.6
	800.00	4985	12.9		550.00	2350	403.2		870.09	7759	22.5
	850.00	0010	219.7		550.00	2352	15.3		900.00	7759	27.2
	850.00	1205	5.4		550.00	2571	31.8		950.00	0010	3.0
	850.00	4985	179.5		550.00	2571	31.8		1,000.00	0010	446.4
	850.00	5138	96.8		600.00	0010	11.6		1,000.00	1080	31.8
	850.00	7288	47.7		600.00	2135	346.1		1,000.00	7263	196.0
	875.00	0010	33.2		600.00	2308	252.8		1,400.00	1205	14.9
	875.00	1220	4.6		600.00	2310	1,065.8				
	875.00	7759	117.8		600.00	2352	445.8	WTD. AVG. BASE	975.79		
	900.00	0010	48.3		600.00	2355	1,325.3				

(Continued)

TABLE 8.

**BASE PRICE PAID TO GROWERS FOR GRAPES CRUSHED, DELIVERED TO CALIFORNIA PROCESSORS
FROM THE 1995 CROP, WITH BRIX FACTORS AND PURCHASED TONNAGE, BY TYPE,
VARIETY, REPORTING DISTRICT WHERE GROWN, AND WEIGHTED AVERAGE BASE PRICE (Cont'd)**

Variety	* Base * * Price	* Brix * * Factors	* * Tons	* * Variety	* Base * * Price	* Brix * * Factors	* * Tons	* * Variety	* Base * * Price	* Brix * * Factors	* * Tons
	Dollars Per Ton	Code a/			Dollars Per Ton	Code a/			Dollars Per Ton	Code a/	
DISTRICT 2 (Cont'd)				CABERNET SAUVIGNON (Cont'd)	1,000.00	0605	.3	CHARDONNAY (Cont'd)	900.00	0010	1.4
CHENIN BLANC	450.00	0010	6.8		1,000.00	1095	119.7		925.00	0010	15.7
	500.00	0250	32.4		1,000.00	1205	280.7		950.00	0010	12.1
	500.00	4985	8.5		1,000.00	7263	115.8		982.55	1315	61.4
					1,010.00	1220	101.1		992.77	0010	87.0
WTD. AVG. BASE	492.87				1,048.37	1205	46.7		1,000.00	0010	152.6
GRAY RIESLING	700.00	1020	8.9	WTD. AVG. BASE	1,100.00	0010	69.2		1,000.00	1205	15.5
					1,100.00	1205	124.6		1,000.00	5105	13.8
WTD. AVG. BASE	700.00				1,201.15	7820	86.1		1,000.00	7759	129.3
MUSCAT BLANC/ MUSCAT CANELLI	583.76	6857	25.5						1,050.00	1205	53.2
	585.00	0250	3.2	GAMAY (NAPA)	600.00	4985	32.2		1,058.63	0605	137.1
	660.00	0925	16.3		600.00	5138	20.9		1,064.91	1205	97.3
	700.00	0010	57.2		650.00	0010	8.0		1,071.80	0010	40.4
WTD. AVG. BASE	661.02			WTD. AVG. BASE	606.55				1,071.80	1000	41.2
SAUVIGNON BLANC	600.00	0010	353.6		606.55				1,071.80	1085	172.0
	600.00	0605	.6	GRENACHE	500.00	0617	.4		1,071.80	1215	65.4
	650.00	0010	130.7		500.00				1,071.80	1325	106.1
	652.28	0010	1,265.6	MERLOT	1,000.00	0605	.3		1,071.93	0010	634.3
	652.28	6857	263.3		1,150.00	1315	38.3		1,071.93	1010	39.8
	657.10	7065	152.2		1,200.00	1205	88.7		1,071.93	1095	54.7
	675.00	0010	474.3		1,250.00	0010	76.3		1,071.93	1205	74.9
	675.00	1205	10.3		1,250.00	1085	20.1		1,072.00	0010	33.2
	675.00	7040	131.3		1,250.00	1085	20.1		1,072.00	1315	1.4
	700.00	0010	337.9		1,250.00	1095	4.3		1,072.02	1205	15.5
	700.00	1095	30.5		1,285.00	7263	129.2		1,072.62	0010	1,393.1
	700.00	6847	9.5		1,300.00	0010	23.4		1,074.32	0010	2.6
	700.00	6932	61.7		1,300.00	0010	23.4		1,075.00	0010	45.3
	717.51	0990	10.0	WTD. AVG. BASE	1,400.00	1325	40.0		1,075.00	0560	502.5
	733.00	0010	17.5		1,441.17	7820	40.2		1,075.00	1190	229.4
	750.00	0010	5.3		1,600.00	7820	55.7		1,075.00	1205	98.1
WTD. AVG. BASE	658.26								1,075.00	1220	75.9
SEMLON	600.00	7759	20.9	PETITE SIRAH	779.12	1215	15.3		1,079.85	1310	40.7
	675.00	0010	20.8		779.12				1,100.00	0010	937.3
WTD. AVG. BASE	637.41			WTD. AVG. BASE	779.12				1,100.00	1205	99.4
WHITE RIESLING	550.00	0010	80.8	SYRAH/FRENCH SYRAH SHIRAZ	779.00	0010	7.3		1,100.00	1315	702.5
	550.00	1095	11.0		779.00				1,100.00	7065	565.0
	1,000.00	0010	112.0	WTD. AVG. BASE	779.00				1,100.00	7263	10.8
WTD. AVG. BASE	797.30								1,100.00	7759	84.0
WINE GRAPES (RED)				ZINFANDEL	500.00	0605	.5		1,104.80	7180	51.6
CABERNET FRANC	925.00	0010	6.4		550.00	0825	32.3		1,109.00	1095	356.9
	950.00	1095	19.9		600.00	2352	100.8		1,109.00	7065	21.3
	1,000.00	7040	2.9		600.00	2355	545.5		1,110.00	0010	28.5
	1,046.22	0010	5.2		650.00	0010	163.7		1,110.00	1315	491.7
	1,230.44	7820	75.4		850.00	0010	64.5		1,116.27	1205	43.5
WTD. AVG. BASE	1,147.00				925.00	0010	47.1		1,125.00	1205	102.2
CABERNET SAUVIGNON	725.00	0010	7.5						1,131.04	1205	100.9
	749.17	1095	64.4	WINE GRAPES (WHITE)					1,141.44	0560	73.3
	750.00	2306	89.3	BURGER	450.00	0010	28.9		1,150.00	0010	2,566.9
	750.00	2557	67.1		450.00				1,150.00	1095	310.4
	797.07	1215	18.0	WTD. AVG. BASE	450.00				1,150.00	1205	179.5
	800.00	0010	20.7						1,150.00	1315	10.3
	900.00	1085	110.6	CHARDONNAY	550.00	0010	1.4		1,150.00	6480	572.8
	900.00	1095	711.2		650.00	1205	3.6		1,150.00	7462	3,167.0
	900.00	7562	31.2		800.00	0010	3.1		1,150.00	7759	306.0
	925.00	0010	16.0		815.00	0010	6.2		1,155.00	0010	25.1
	950.00	0010	81.5		820.57	0010	21.1		1,161.00	1400	29.6
	1,000.00	0010	125.2						1,170.60	0010	43.0
									1,175.00	0010	25.3
									1,175.00	1205	123.7
									1,178.00	1205	17.2
									1,178.80	1315	52.1
									1,179.00	1085	275.2
									1,179.12	0010	1,906.5
									1,179.12	1205	26.6
									1,179.88	0010	25.4
									1,179.88	1190	147.6
									1,179.88	1205	58.1
									1,179.88	7794	10.1
									1,179.89	0010	2.1
									1,180.00	0010	54.7
									1,180.00	1205	16.7
									1,182.50	0010	3.4

(Continued)

TABLE 8.

**BASE PRICE PAID TO GROWERS FOR GRAPES CRUSHED, DELIVERED TO CALIFORNIA PROCESSORS
FROM THE 1995 CROP, WITH BRIX FACTORS AND PURCHASED TONNAGE, BY TYPE,
VARIETY, REPORTING DISTRICT WHERE GROWN, AND WEIGHTED AVERAGE BASE PRICE (Cont'd)**

Variety	* Base * Price	* Brix * Factors	* * Tons	* * Variety	* Base * Price	* Brix * Factors	* * Tons	* * Variety	* Base * Price	* Brix * Factors	* * Tons		
	Dollars Per Ton	Code a/			Dollars Per Ton	Code a/			Dollars Per Ton	Code a/			
CHARDONNAY (Cont'd)	1, 189.88	1080	39.6		1, 315.00	0010	60.5	FRENCH COLOMBARD (Cont'd)	400.00	0990	.4		
DISTRICT 3 (Cont'd)	1, 191.96	0010	2.3	CHARDONNAY (Cont'd)	1, 320.00	0010	22.0		425.00	4920	23.6		
	1, 200.00	0010	1, 811.6		1, 325.00	0010	12.8		425.00	4997	20.0		
	1, 200.00	1010	120.7		1, 326.98	0010	15.2		425.00	5150	19.6		
	1, 200.00	1015	21.6		1, 344.78	1205	44.9		450.00	4325	563.4		
	1, 200.00	1020	34.0		1, 350.00	0010	484.5		550.00	0010	27.5		
	1, 200.00	1050	10.9		1, 350.00	1020	39.3						
	1, 200.00	1080	21.1		1, 350.00	1310	43.1		WTD. AVG. BASE	399.56			
	1, 200.00	1095	86.9		1, 350.00	1390	27.9		GEWURZTRAMNER	500.00	1215	1.7	
	1, 200.00	1190	32.1		1, 350.00	7065	241.5			600.00	0010	13.6	
	1, 200.00	1205	959.7		1, 350.00	7251	422.0			600.76	0830	12.4	
	1, 200.00	1215	223.7		1, 350.00	7759	39.3			646.67	0010	66.0	
	1, 200.00	1310	37.3		1, 357.14	1205	14.0			650.00	0010	4.7	
	1, 200.00	1400	49.4		1, 375.00	0010	15.8			650.00	0985	206.0	
	1, 200.00	7040	65.4		1, 375.00	1020	84.4			677.20	0840	40.3	
	1, 200.00	7263	11.9		1, 375.00	1205	80.6			677.20	0850	16.7	
	1, 200.00	7344	133.6		1, 375.00	7063	87.0			677.20	0940	19.6	
	1, 200.00	7600	50.4		1, 380.00	0010	6.4			680.00	0010	60.1	
	1, 200.00	7759	681.2		1, 400.00	0010	124.9			700.00	0010	46.7	
	1, 200.00	7794	108.6		1, 400.00	1190	28.1			725.00	0990	13.2	
	1, 200.00	7795	243.0		1, 400.00	1205	12.5			750.00	0010	46.2	
	1, 205.60	1205	49.9		1, 400.00	1220	23.0			750.00	0860	25.9	
	1, 206.26	1205	30.5		1, 400.00	1390	34.5			775.00	0010	13.1	
	1, 210.00	0010	52.9		1, 400.00	7263	145.2			800.00	0010	79.3	
	1, 216.14	0010	60.6		1, 400.00	7795	67.1			800.00	1205	5.9	
	1, 220.00	1080	28.5		1, 425.00	0010	19.8			850.00	0010	14.3	
	1, 225.00	0010	251.9		1, 425.00	1205	24.3			850.00	1205	10.6	
	1, 225.00	1020	6.8		1, 435.91	0010	29.9			875.00	1010	22.5	
	1, 225.00	1080	113.7		1, 448.04	0010	59.4			880.00	0010	10.3	
	1, 225.00	1205	37.0		1, 450.00	0010	48.0			900.00	0010	28.7	
	1, 225.00	7065	89.5		1, 450.00	7324	9.4			900.00	1010	4.5	
	1, 225.00	7300	102.9		1, 450.00	7344	18.9			900.00	1315	8.1	
	1, 232.72	0010	15.3		1, 500.00	0010	164.7			936.00	0010	22.7	
	1, 232.72	1315	35.8		1, 500.00	0860	44.1			1, 000.00	0010	15.1	
	1, 233.51	1205	21.6		1, 500.00	7759	10.9			1, 000.00	1205	2.6	
	1, 250.00	0010	1, 120.0		1, 550.00	0010	67.2			1, 186.00	1488	2.7	
	1, 250.00	1205	209.8		1, 550.00	1205	26.3			WTD. AVG. BASE	728.60		
	1, 250.00	1220	37.6		1, 589.60	0010	69.2			GRAY RIESLING	350.00	0010	6.4
	1, 250.00	1310	50.8		1, 600.00	0010	13.7			450.00	0010	53.0	
	1, 250.00	1315	63.4		1, 600.00	0560	38.6			WTD. AVG. BASE	439.23		
	1, 250.00	1400	27.5		1, 600.00	1315	145.5			KLEINBERGER	1, 000.00	0690	3.8
	1, 250.00	6880	108.2		1, 600.00	1390	105.5			WTD. AVG. BASE	1, 000.00		
	1, 250.00	7065	45.0		1, 650.00	0010	3.7			MELON	861.38	0010	23.1
	1, 250.00	7251	351.0		1, 700.00	0010	5.0			WTD. AVG. BASE	861.38		
	1, 250.00	7759	89.5		1, 779.00	1315	200.0			MUSCAT BLANC/ MUSCAT CANELLI	600.00	0010	4.7
	1, 250.00	7795	40.2		1, 800.00	0010	23.8			900.00	0010	30.3	
	1, 251.49	1205	14.8		1, 800.00	1205	68.2			938.20	0290	14.0	
	1, 252.00	1205	88.2		WTD. AVG. BASE	1, 194.82				950.00	0010	8.8	
	1, 255.00	1020	2.6		CHENIN BLANC	425.00	0010	8.7		950.00	1390	8.8	
	1, 265.00	0010	563.2			433.97	0010	86.3		990.00	1488	5.1	
	1, 265.00	1205	87.4			450.00	0010	29.3		1, 000.00	0010	11.6	
	1, 275.00	0010	.8			450.00	4395	42.2		1, 000.00	0990	40.6	
	1, 275.00	1390	38.1			460.00	0560	166.8		1, 080.00	0010	5.3	
	1, 275.00	7759	12.2			500.00	0010	24.8		1, 650.00	1567	2.9	
	1, 283.62	1010	46.8			500.00	4920	10.6		WTD. AVG. BASE	969.01		
	1, 284.95	0010	14.1			500.00	4983	28.8		PINOT BLANC	861.38	0460	1.1
	1, 287.14	0010	9.1			500.00	4985	123.4			861.71	0470	96.9
	1, 290.00	0010	24.9			500.00	4985	123.4			882.89	0010	92.3
	1, 300.00	0010	865.4			500.00	5138	42.8			947.80	0490	109.9
	1, 300.00	0465	10.9			500.00	5140	113.1			947.88	0990	36.9
	1, 300.00	1020	.7			550.00	4880	387.1					
	1, 300.00	1205	374.5			600.00	0990	19.5					
	1, 300.00	1215	380.2		WTD. AVG. BASE	504.34							
	1, 300.00	1312	4.8		FRENCH COLOMBARD	350.00	3185	7.2					
	1, 300.00	1390	39.8			350.00	4920	5.9					
	1, 300.00	1400	34.0			350.00	4997	41.3					
	1, 300.00	7252	19.4			355.20	0935	39.7					
	1, 300.00	7759	158.1			375.00	0680	1, 228.2					
	1, 300.00	7880	232.1			400.00	0010	139.0					
	1, 312.49	0010	53.6										

(Continued)

TABLE 8.

**BASE PRICE PAID TO GROWERS FOR GRAPES CRUSHED, DELIVERED TO CALIFORNIA PROCESSORS
FROM THE 1995 CROP, WITH BRIX FACTORS AND PURCHASED TONNAGE, BY TYPE,
VARIETY, REPORTING DISTRICT WHERE GROWN, AND WEIGHTED AVERAGE BASE PRICE (Cont' d)**

Variety	* Base * Price	* Brix * Factors	* * Tons	* * Variety	* Base * Price	* Brix * Factors	* * Tons	* * Variety	* Base * Price	* Brix * Factors	* * Tons
	Dollars Per Ton	Code a/			Dollars Per Ton	Code a/			Dollars Per Ton	Code a/	
DISTRICT 3 (Cont' d)				SAUVIGNON BLANC (Cont' d)	900.00	0945	86.2	OTHER WHITE	250.00	0010	16.2
					900.00	0990	89.0		300.00	1020	.8
					900.00	1010	63.2		350.00	0725	2.7
					900.00	1205	58.5		650.00	0010	14.7
PINOT BLANC (Cont' d)	947.88	1000	35.5		925.00	0010	15.8		700.00	0010	3.7
	962.50	0010	33.1		950.00	0010	74.8		700.00	0605	1.3
	1,126.25	0010	6.7		950.00	0010	47.0		1,000.00	1310	2.1
	1,400.00	1455	11.2		950.00	1010	19.9		1,300.00	1010	1.2
					950.00	1020	19.9				
WTD. AVG. BASE	929.68				950.00	1180	5.0	WTD. AVG. BASE	514.05		
					950.00	1205	60.4				
PINOT GRIS	1,300.00	0860	2.3	WTD. AVG. BASE	809.38			WINE GRAPES (RED)			
WTD. AVG. BASE	1,300.00			SAUVIGNON VERT	350.00	4395	12.4	ALEATICO	1,000.00	1220	7.5
					450.00	0010	1.0				
PRIMITIVO DIEGO	1,000.00	1220	3.8		450.00	4880	7.3	WTD. AVG. BASE	1,000.00		
WTD. AVG. BASE	1,000.00			WTD. AVG. BASE	390.10			ALICANTE	700.00	0735	7.9
SAUVIGNON BLANC	500.00	0010	22.8	SEMILLON	650.00	0010	15.0	BOUSCHET	800.00	0010	1.6
	600.00	1215	3.5		650.00	1080	28.1		800.00	1010	.4
	600.00	4985	26.0		667.14	0010	12.8		950.00	1205	9.7
	650.00	0010	11.0		673.42	0010	12.5		1,000.00	1230	2.9
	652.28	1205	3.5		675.00	1080	51.9		1,100.00	0010	30.1
	675.00	0010	21.6		687.15	4425	8.4		1,150.00	0010	8.5
	700.00	0010	47.4		700.00	0010	5.3	WTD. AVG. BASE	1,016.86		
	700.00	1075	112.7		725.00	7040	14.0				
	700.00	6973	31.3		733.85	0010	89.2	AMERICA	800.00	0010	5.6
	725.00	1065	19.9		750.00	0010	22.1		900.00	0010	1.5
	744.26	1010	102.5		750.00	0990	14.3	WTD. AVG. BASE	821.13		
	744.38	0010	95.3		750.00	1205	5.0				
	744.38	1315	11.0		775.00	0010	18.9	BARBERA	1,150.00	0335	5.8
	745.18	0010	316.2		800.00	0010	53.3		1,150.00	1205	2.8
	745.80	1015	36.5		800.00	1010	2.7		1,200.00	0010	26.6
	745.97	0010	20.8		850.00	0010	10.2		1,200.00	1220	7.5
	750.00	0010	265.2		900.00	0010	7.0		1,200.00	1220	7.5
	750.00	1010	3.8		900.00	1010	13.9		1,350.00	1095	34.6
	750.00	7095	37.0		950.00	1010	16.4		1,400.00	0010	4.7
	761.93	1010	36.9		1,000.00	0010	28.8		1,414.00	0010	8.1
	767.16	0010	49.5		1,100.00	1010	9.2	WTD. AVG. BASE	1,282.50		
	768.00	0010	2.1		1,100.00	1075	11.8	CABERNET FRANC	950.00	0010	1.5
	768.61	0010	7.3	WTD. AVG. BASE	777.63				950.00	1205	12.3
	775.00	0010	18.4	VIOGNIER	1,100.00	0010	3.6		1,000.00	0010	3.5
	775.00	1075	36.4		1,110.00	0010	7.2		1,000.00	7759	126.8
	780.00	0010	8.0		1,200.00	0010	14.0		1,100.00	0010	53.4
	790.00	1315	26.5		1,300.00	0010	9.8		1,100.00	1220	41.8
	800.00	0010	94.5		1,320.00	0010	2.1		1,100.00	7333	34.7
	800.00	1010	21.0		1,500.00	1480	17.3		1,100.00	7759	9.2
	800.00	1205	16.8		1,500.00	1568	.9		1,122.15	1205	21.7
	800.00	1310	47.5		1,600.00	1230	.7		1,150.00	0010	18.8
	800.00	4308	38.8		1,600.00	7759	1.9		1,171.80	0010	8.5
	800.00	6977	79.0		1,850.00	0010	4.8		1,171.85	0010	44.9
	805.16	1315	78.3	WTD. AVG. BASE	1,358.01				1,172.00	0010	1.5
	815.00	0010	65.4	WHITE RIESLING	450.00	0010	16.1		1,200.00	0010	81.6
	818.80	1075	34.6		549.60	0915	31.0		1,200.00	1220	17.3
	819.00	0010	31.0		550.00	0010	109.6		1,200.00	1390	5.1
	819.60	1085	15.2		550.00	0690	35.0		1,230.44	0010	33.3
	819.70	0010	30.2		550.00	0010	109.6		1,250.00	0010	15.8
	819.70	1010	346.4		550.00	0690	35.0		1,250.00	1315	18.8
	820.57	0010	296.5		600.00	0010	192.4		1,250.00	7467	63.8
	820.57	1010	139.2		650.00	1075	48.1		1,250.00	7759	3.9
	820.57	1015	243.7		650.00	4322	11.2		1,254.00	0010	1.4
	820.57	1080	53.4		700.00	0010	21.6		1,274.60	1220	29.4
	820.57	1205	84.3		711.60	1315	16.9		1,289.00	0010	10.7
	825.00	0010	35.3		800.00	0010	20.9		1,289.00	1220	9.9
	825.00	1010	132.4		1,000.00	0010	17.8		1,289.04	0010	72.1
	825.00	1080	15.2		1,200.00	1560	1.6		1,300.00	0010	76.9
	825.00	1085	65.1		2,276.18	1582	6.6		1,300.00	1215	136.0
	834.00	1085	50.4	WTD. AVG. BASE	636.17				1,300.00	1220	27.5
	838.00	1180	5.1						1,347.00	1215	10.1
	850.00	0010	138.4								
	850.00	1010	163.0								
	850.00	1085	126.4								
	900.00	0010	133.0								

(Continued)

TABLE 8.

**BASE PRICE PAID TO GROVERS FOR GRAPES CRUSHED, DELIVERED TO CALIFORNIA PROCESSORS
FROM THE 1995 CROP, WITH BRIX FACTORS AND PURCHASED TONNAGE, BY TYPE,
VARIETY, REPORTING DISTRICT WHERE GROWN, AND WEIGHTED AVERAGE BASE PRICE (Cont'd)**

Variety	* Base * Price	* Brix * Factors	* * Tons	* * Variety	* Base * Price	* Brix * Factors	* * Tons	* * Variety	* Base * Price	* Brix * Factors	* * Tons	
	Dollars Per Ton	Code a/			Dollars Per Ton	Code a/			Dollars Per Ton	Code a/		
				CABERNET SAUVIGNON	1,200.00	1215	95.5	CABERNET SAUVIGNON	1,400.00	1400	43.7	
					1,200.00	1230	9.5		1,400.00	1458	3.2	
					1,200.00	1356	47.0	(Cont'd)	1,400.00	7263	47.3	
					1,200.00	1400	33.8		1,400.00	7759	29.0	
					1,200.00	1410	12.5		1,400.00	8150	1.1	
DISTRICT 3 (Cont'd)					1,200.00	1410	12.5		1,435.00	0010	52.1	
CABERNET FRANC	1,347.60	1215	7.9		1,200.00	1410	12.5		1,445.00	0010	25.4	
(Cont'd)	1,350.00	0010	34.0		1,201.15	7820	5.0		1,450.00	0010	20.7	
	1,350.00	1205	9.2		1,202.00	7794	59.5		1,472.04	1400	3.2	
	1,350.00	1315	5.5		1,206.26	1205	45.6		1,476.50	0010	48.2	
	1,350.00	1410	18.1		1,250.00	0010	216.5		1,477.00	1400	16.0	
	1,390.92	1220	23.0		1,250.00	1215	61.1		1,488.21	0010	133.8	
	1,400.00	0010	12.0		1,250.00	1315	21.4		1,500.00	0010	162.0	
	1,400.00	1205	3.1		1,250.00	1325	5.1		1,500.00	1095	68.3	
	1,400.00	1220	8.0		1,250.00	1400	9.1		1,500.00	1205	191.1	
	1,400.00	1325	7.2		1,250.00	5080	41.7		1,500.00	1220	43.8	
	1,406.22	0010	5.7		1,250.00	7467	1,112.7		1,500.00	1310	12.2	
	1,406.22	8215	22.5		1,250.00	7759	132.4		1,500.00	1400	95.8	
	1,450.00	0010	10.3		1,250.00	7794	46.8		1,550.00	1220	101.4	
	1,450.00	1205	1.6		1,250.00	7820	17.2		1,575.00	1315	4.9	
	1,477.45	0010	9.4		1,251.00	1080	20.6		1,593.00	1400	37.5	
	1,500.00	0010	.5		1,258.00	0010	687.9		1,600.00	0010	113.1	
	1,518.46	0010	22.2		1,258.00	1205	23.2		1,600.00	1080	18.6	
	1,550.00	1220	35.3		1,258.00	1220	92.3		1,600.00	1215	1.4	
					1,258.03	0010	606.2		1,600.00	1400	55.6	
WTD. AVG. BASE	1,238.44				1,258.03	1220	21.7		1,600.00	7765	35.7	
					1,258.34	0010	39.6		1,650.00	0010	5.3	
CABERNET SAUVIGNON	650.00	2560	11.8		1,258.35	7794	59.5		1,650.00	1020	12.4	
	650.00	2583	25.0		1,258.35	7795	352.2		1,650.00	1310	51.5	
	750.00	0010	36.1		1,258.66	1315	60.0		1,700.00	0010	10.1	
	750.00	1205	9.1		1,258.98	0010	15.5		1,750.00	1315	4.4	
	800.00	2585	27.3		1,259.01	0010	51.9		1,800.00	0010	78.3	
	900.00	0010	31.4		1,259.01	1080	28.6		1,964.00	1205	3.9	
	900.00	1205	38.7		1,263.00	1095	135.3		2,000.00	1400	32.6	
	900.00	7125	6.0		1,264.00	0010	33.9					
	900.00	7770	115.7		1,265.56	0010	131.2		WTD. AVG. BASE	1,255.60		
	950.00	0010	96.3		1,275.00	0010	32.6					
	950.00	0830	64.8		1,275.00	1205	10.3		CARIGNANE	300.00	1205	1.5
	950.00	7275	97.1		1,275.00	7759	94.2			450.00	1220	2.9
	980.00	0010	43.8		1,290.00	1220	74.2			500.00	0010	6.5
	1,000.00	0010	135.1		1,294.80	1215	264.7			500.00	7028	20.2
	1,000.00	1085	17.9		1,297.26	1315	36.0			550.00	0010	5.5
	1,000.00	1205	3.1		1,300.00	0010	896.3			600.00	0010	8.1
	1,000.00	1220	74.0		1,300.00	1020	1.0			600.00	1205	3.1
	1,000.00	1390	2.2		1,300.00	1205	9.4			600.00	7288	9.3
	1,000.00	3320	5.2		1,300.00	1220	341.4			630.00	0010	8.8
	1,000.00	7595	4.5		1,300.00	1315	157.1			650.00	1205	5.5
	1,000.00	7759	60.4		1,300.00	1400	37.3			650.00	7759	10.9
	1,010.00	1330	218.7		1,300.00	7125	72.1			700.00	0010	3.6
	1,050.00	7759	163.3		1,300.00	7759	349.1			700.00	1205	5.3
	1,087.31	0010	154.9		1,304.00	0010	22.6			700.00	1220	21.6
	1,100.00	0010	413.2		1,315.20	1215	68.0			750.00	1180	1.5
	1,100.00	1205	73.2		1,315.21	0010	112.2			750.00	1220	4.5
	1,100.00	1220	23.7		1,315.21	1410	38.1			750.00	7794	28.7
	1,100.00	7759	226.0		1,325.00	1095	186.1			800.00	0010	44.8
	1,125.00	0010	12.6		1,325.00	1215	48.2			800.00	1315	20.4
	1,125.00	1365	43.7		1,325.00	1325	8.7			800.00	7090	323.6
	1,129.60	0010	113.8		1,325.00	8110	27.0			900.00	0010	12.4
	1,143.60	0870	13.6		1,347.52	0010	54.9			1,000.00	0010	20.2
	1,143.60	1220	150.7		1,350.00	0010	251.2			1,000.00	1020	2.6
	1,143.60	0010	98.8		1,350.00	1205	449.8			1,000.00	1205	10.2
	1,143.66	0010	584.9		1,350.00	1220	131.6			1,000.00	1220	4.9
	1,143.95	0010	584.9		1,350.00	1315	20.4			1,100.00	0010	14.1
	1,144.00	0010	93.1		1,350.00	1400	63.2			1,175.00	0010	3.0
	1,144.24	0010	45.4		1,350.00	7759	54.9			1,350.00	0010	1.6
	1,144.53	0010	16.2		1,372.74	0010	18.9					
	1,145.00	0010	17.9		1,375.00	0010	248.4		WTD. AVG. BASE	785.24		
	1,150.00	0010	33.8		1,388.21	0010	75.3					
	1,150.00	7263	48.7		1,400.00	0010	173.7		CHARBONO	1,300.00	1220	1.2
	1,150.00	7759	11.8		1,400.00	1020	3.0					
	1,161.40	1220	120.3		1,400.00	1205	154.0		WTD. AVG. BASE	1,300.00		
	1,165.80	1220	112.9		1,400.00	1220	23.8					
	1,175.00	0010	52.0		1,400.00	1325	2.0					
	1,179.12	0010	30.3									
	1,184.52	0010	10.8									
	1,200.00	0010	726.9									
	1,200.00	1205	140.2									

(Continued)

TABLE 8.

**BASE PRICE PAID TO GROVERS FOR GRAPES CRUSHED, DELIVERED TO CALIFORNIA PROCESSORS
FROM THE 1995 CROP, WITH BRIX FACTORS AND PURCHASED TONNAGE, BY TYPE,
VARIETY, REPORTING DISTRICT WHERE GROWN, AND WEIGHTED AVERAGE BASE PRICE (Cont'd)**

Variety	* Base * Price	* Brix * Factors	* * Tons	* * Variety	* Base * Price	* Brix * Factors	* * Tons	* * Variety	* Base * Price	* Brix * Factors	* * Tons
	Dollars Per Ton	Code a/			Dollars Per Ton	Code a/			Dollars Per Ton	Code a/	
				MERLOT	1,250.00	7125	120.8	MERLOT	1,578.47	1400	20.3
				(Cont'd)	1,300.00	0010	96.7	(Cont'd)	1,579.18	0010	8.3
DISTRICT 3 (Cont'd)					1,300.00	1205	46.2		1,595.00	0010	37.5
					1,300.00	1215	10.6		1,600.00	0010	224.7
CINSAULT	800.00	0010	3.8		1,300.00	1220	18.3		1,600.00	1020	2.0
	893.97	0935	1.0		1,300.00	7759	163.4		1,600.00	1215	20.5
	900.00	0010	.7		1,325.00	7759	11.4		1,600.00	1325	14.5
	950.00	1010	7.1		1,350.00	1215	21.7		1,600.00	1400	3.1
WTD. AVG. BASE	897.54				1,350.00	1315	34.1		1,600.00	7759	76.9
					1,350.00	7759	33.7		1,610.00	0010	21.5
DOLCETTO	500.00	0010	.2		1,372.40	1220	171.4		1,611.92	0010	24.1
					1,372.58	0010	773.3		1,638.40	0010	72.0
WTD. AVG. BASE	500.00				1,372.58	7125	78.3		1,638.40	7759	2.5
					1,372.97	0010	466.4		1,647.56	0010	2.1
EARLY BURGUNDY	450.00	0010	12.6		1,373.20	0010	4.7		1,650.00	0010	97.0
					1,375.00	0010	25.9		1,650.00	1400	197.0
WTD. AVG. BASE	450.00				1,375.00	1220	24.3		1,650.00	7759	4.1
					1,375.00	1315	1.5		1,661.30	7759	50.3
GAMAY (NAPA)	600.00	4983	94.6		1,375.00	7759	79.4		1,700.00	0010	4.4
	600.00	4985	54.5		1,386.40	1310	28.6		1,700.00	1400	31.9
	604.00	0010	27.7		1,400.00	0010	242.1		1,800.00	0010	30.7
	642.00	4920	18.2		1,400.00	1205	58.3		1,882.00	1205	24.9
	650.00	0010	176.3		1,400.00	1315	22.3	WTD. AVG. BASE	1,473.66		
	700.00	0990	9.6		1,400.00	7263	29.1				
	750.00	0010	6.9		1,400.00	7759	8.0	MEUNIER	803.75	0605	180.8
	750.00	1205	3.9		1,414.16	7600	36.3		875.00	1220	15.0
	800.00	1035	6.0		1,422.16	1315	36.2		1,200.00	0010	7.5
	800.00	7090	180.5		1,439.00	1400	3.5	WTD. AVG. BASE	823.63		
	900.00	1020	4.8		1,441.21	0010	52.6				
	950.00	1205	1.9		1,450.00	0010	169.3	MDUVEDRE	891.33	0010	6.2
WTD. AVG. BASE	688.35				1,450.00	1010	47.0		1,000.00	0010	19.6
					1,450.00	1095	2.4		1,000.00	1400	2.2
GAMAY BEAUJOLAIS	550.00	0010	15.7		1,450.00	1205	77.6		1,000.00	1410	1.1
	800.00	0010	65.5		1,450.00	7467	144.9		1,000.00	1410	1.1
WTD. AVG. BASE	751.66				1,450.00	7759	23.2		1,200.00	0010	.6
					1,450.00	7794	31.7		1,200.00	1410	1.4
GRENAACHE	650.00	0010	9.2		1,455.00	0010	16.2		1,300.00	1220	1.2
	700.00	0010	10.1		1,456.01	0010	1.1	WTD. AVG. BASE	1,002.67		
	704.53	0010	13.1		1,475.00	0010	28.3				
	900.00	0010	2.5		1,488.00	0010	35.6	NEBBIOLO	500.00	0010	.2
	1,000.00	0010	5.3		1,500.00	0010	1,049.2		1,100.00	7759	6.9
	1,100.00	1400	3.1		1,500.00	1205	426.6		1,143.95	0010	12.7
	1,300.00	1220	5.5		1,500.00	1220	158.8		1,200.00	0010	1.3
WTD. AVG. BASE	827.65				1,500.00	1310	17.1		1,300.00	1220	.6
					1,500.00	1325	35.3		1,450.00	0010	.7
LAMBRUSCO	500.00	0010	.1		1,500.00	1400	43.5	WTD. AVG. BASE	1,141.66		
					1,500.00	7125	43.4				
WTD. AVG. BASE	500.00				1,500.00	7759	28.5	PETITE SIRAH	750.00	1020	4.5
					1,500.00	7772	129.0		800.00	1205	15.6
MALBEC	1,200.00	0010	8.4		1,500.00	7795	48.3		825.00	0010	.4
	1,300.00	1455	3.1		1,500.00	7820	3.1		898.60	0010	5.5
	1,350.00	1315	7.5		1,509.20	1220	82.8		900.00	0010	2.7
	1,358.68	0010	8.0		1,509.84	0010	922.4		900.00	1220	4.7
	1,400.00	0010	.1		1,509.84	1458	4.0		900.00	7090	50.6
	1,413.00	0010	2.9		1,510.00	1215	20.2		1,000.00	0010	60.8
	1,491.60	0335	9.0		1,510.26	0010	86.6		1,000.00	1315	3.3
	1,510.27	1458	1.3		1,510.26	7794	50.1		1,000.00	1410	.8
	1,539.53	0010	3.3		1,510.27	0010	31.6		1,050.00	1095	21.3
WTD. AVG. BASE	1,371.80				1,510.27	1220	78.1		1,100.00	0010	13.1
					1,510.40	1400	34.4		1,100.00	1205	5.0
MATARO	1,500.00	0010	17.1		1,510.52	1315	9.8		1,100.00	1220	9.2
					1,510.95	0010	66.8		1,184.52	0010	10.2
WTD. AVG. BASE	1,500.00				1,510.95	1205	21.8		1,200.00	0010	23.7
					1,525.00	0010	44.5		1,200.00	1205	6.1
MERLOT	900.00	1020	2.4		1,548.60	0010	7.0		1,200.00	1245	5.0
	1,100.00	0010	4.7		1,550.00	0010	96.9		1,200.00	8150	.8
	1,200.00	1205	7.9		1,550.00	1205	62.5		1,250.00	0010	8.0
	1,250.00	0010	1.8		1,550.00	1220	49.5		1,250.00	1205	3.3
	1,250.00	1205	24.2		1,562.54	1205	66.7		1,250.00	1220	1.9
					1,578.40	1215	77.8		1,250.00	1400	15.6
					1,578.47	0010	12.2				

(Continued)

TABLE 8.

**BASE PRICE PAID TO GROVERS FOR GRAPES CRUSHED, DELIVERED TO CALIFORNIA PROCESSORS
FROM THE 1995 CROP, WITH BRIX FACTORS AND PURCHASED TONNAGE, BY TYPE,
VARIETY, REPORTING DISTRICT WHERE GROWN, AND WEIGHTED AVERAGE BASE PRICE (Cont'd)**

Variety	* Base * Price	* Brix * Factors	* * Tons	* * Variety	* Base * Price	* Brix * Factors	* * Tons	* * Variety	* Base * Price	* Brix * Factors	* * Tons	* * Variety	* Base * Price	* Brix * Factors	* * Tons
	Dollars Per Ton	Code a/			Dollars Per Ton	Code a/			Dollars Per Ton	Code a/			Dollars Per Ton	Code a/	
				PINOT NOIR	950.00	7759	16.9		PINOT NOIR	2,000.00	0010	21.4			
				(Cont'd)	971.46	0010	5.9		(Cont'd)	2,232.84	1205	2.3			
					990.00	0010	461.7			2,500.00	0010	.7			
DISTRICT 3 (Cont'd)					992.25	0560	2.7		WTD. AVG. BASE	991.58					
					999.80	1030	14.7								
PETITE SIRAH	1,300.00	0010	11.5		1,000.00	0010	162.2		PINOT ST GEORGE	600.00	0010	7.0			
(Cont'd)	1,350.00	0010	9.9		1,000.00	0560	123.4		WTD. AVG. BASE	600.00					
	1,400.00	1220	14.7		1,000.00	1205	48.6								
	1,400.00	1315	2.4		1,000.00	1215	77.9								
	1,450.00	0010	5.2		1,000.00	1220	20.5		SANGIOVETO/ SANGIOVESE	1,073.29	0010	5.5			
WTD. AVG. BASE	1,080.49				1,000.00	1310	4.2			1,100.00	0010	2.6			
					1,000.00	1315	9.5			1,143.95	0010	12.5			
PETITE VERDOT	750.00	0010	9.3		1,000.00	1325	49.6			1,200.00	0010	39.9			
	1,000.00	0010	30.3		1,000.00	1330	81.5			1,200.00	1205	91.2			
	1,350.00	0010	3.4		1,000.00	1390	15.5			1,200.00	1220	.2			
	1,350.00	0975	4.1		1,000.00	1410	5.2			1,200.00	1400	17.6			
	1,400.00	1205	3.9		1,000.00	7288	15.1			1,200.00	7759	11.7			
	1,400.00	1315	4.9		1,000.00	7759	36.1			1,300.00	0010	19.5			
	1,407.00	0010	3.2		1,025.00	0010	526.0			1,300.00	1220	13.9			
	1,407.05	0010	35.7		1,050.00	1315	9.2			1,350.00	0010	7.2			
	1,450.00	1205	.4		1,065.00	0010	22.8			1,350.00	1458	7.2			
	1,500.00	0010	5.8		1,100.00	0010	42.0			1,400.00	0010	4.4			
	1,500.00	1205	1.6		1,100.00	0465	72.2		WTD. AVG. BASE	1,220.23					
	1,500.00	1400	1.8		1,100.00	0860	2.1								
	1,539.53	0010	6.5		1,100.00	1020	44.0		SYRAH/FRENCH	1,000.00	0010	5.3			
	1,547.75	0010	5.2		1,100.00	1030	28.8		SYRAH-SHIRAZ	1,100.00	0010	19.5			
	1,850.00	0010	1.0		1,100.00	1215	46.2			1,150.00	0010	1.0			
	1,850.00	1230	.6		1,100.00	7759	53.8			1,150.00	7759	56.1			
WTD. AVG. BASE	1,273.15				1,141.72	1020	206.7			1,150.00	0010	102.3			
					1,150.00	0010	14.3			1,157.79	0010	31.6			
PINOT NOIR	675.00	0010	55.0		1,150.00	0623	22.0			1,200.00	0010	31.6			
	700.00	0010	1.7		1,150.00	1390	2.7			1,200.00	1230	6.4			
	700.00	4985	103.3		1,200.00	0010	21.2			1,200.00	1410	7.6			
	750.00	0010	27.0		1,200.00	0465	29.9			1,250.00	0010	7.4			
	771.75	4985	209.9		1,200.00	1220	28.2			1,250.00	7344	8.3			
	771.75	7170	160.5		1,200.00	1330	12.7			1,250.00	7759	24.1			
	800.00	0010	1.0		1,200.00	1390	30.0			1,258.35	0010	21.5			
	800.00	1330	2.2		1,200.00	3315	13.0			1,300.00	0010	31.6			
	800.00	1410	2.6		1,200.00	7759	182.5			1,300.00	1205	2.7			
	808.00	0010	48.7		1,250.00	0010	67.4			1,300.00	1220	12.0			
	808.20	0010	15.1		1,250.00	1410	1.5			1,300.00	1455	4.5			
	808.20	0870	100.5		1,250.00	7759	50.2			1,350.00	0010	2.8			
	808.20	1215	31.1		1,300.00	0010	220.0			1,400.00	0010	10.4			
	808.39	7759	16.3		1,300.00	1030	23.1			1,400.00	1020	7.8			
	809.55	0455	38.3		1,300.00	1205	3.7			1,400.00	1315	2.7			
	809.55	0560	1,119.2		1,300.00	1315	13.3		WTD. AVG. BASE	1,207.50					
	809.55	1310	1.6		1,300.00	7344	52.7								
	810.00	1220	21.3		1,300.00	7759	134.5		TANNAT	1,200.00	1480	.1			
	850.00	0010	84.5		1,320.00	0010	16.1		WTD. AVG. BASE	1,200.00					
	850.00	4983	115.5		1,350.00	0010	16.8								
	850.00	4985	266.3		1,350.00	1400	9.5								
	850.00	7170	22.9		1,400.00	0010	35.8		ZINFANDEL	500.00	2310	436.0			
	850.00	7347	169.9		1,400.00	1315	20.5			500.00	2355	62.7			
	851.13	0605	478.9		1,400.00	7759	13.4			550.00	2352	44.3			
	863.30	0010	4.6		1,450.00	0010	8.5			600.00	0010	116.2			
	889.20	1330	101.8		1,450.00	7324	12.0			600.00	0520	67.0			
	893.40	1400	.5		1,450.00	7759	62.6			600.00	0690	115.7			
	900.00	0010	43.2		1,500.00	0010	20.4			600.00	0735	5.9			
	900.00	1205	13.0		1,500.00	1085	22.4			600.00	2135	282.2			
	900.00	1220	75.9		1,500.00	1220	13.3			600.00	2275	112.3			
	900.00	1310	4.3		1,500.00	1410	4.6			600.00	2310	1,171.5			
	900.00	1315	8.3		1,500.00	1460	2.4			600.00	2352	680.3			
	900.00	1325	22.8		1,521.70	1205	2.9			600.00	2355	1,542.2			
	900.00	4983	31.9		1,600.00	0010	12.4			700.00	0010	7.5			
	900.00	4985	150.7		1,600.00	0560	39.9			740.00	0010	.6			
	900.00	5138	98.5		1,600.00	1220	1.7			740.00	0010	.6			
	900.00	7467	254.2		1,700.00	0010	3.8			740.00	0495	101.4			
	900.00	7759	33.7		1,720.00	0010	107.0			740.20	1330	26.8			
	927.11	0560	113.3		1,753.00	1205	2.9			740.48	0010	38.8			
	929.65	0465	119.4		1,753.00	1410	47.5			740.83	0680	3.8			
	950.00	0010	173.9		1,800.00	0010	27.7			750.00	0585	72.4			
	950.00	1010	40.9		1,800.00	1220	14.3								

(Continued)

TABLE 8.

**BASE PRICE PAID TO GROVERS FOR GRAPES CRUSHED, DELIVERED TO CALIFORNIA PROCESSORS
FROM THE 1995 CROP, WITH BRIX FACTORS AND PURCHASED TONNAGE, BY TYPE,
VARIETY, REPORTING DISTRICT WHERE GROWN, AND WEIGHTED AVERAGE BASE PRICE (Cont'd)**

Variety	* Base * Price	* Brix * Factors	* * Tons	* * Variety	* Base * Price	* Brix * Factors	* * Tons	* * Variety	* Base * Price	* Brix * Factors	* * Tons
	Dollars Per Ton	Code a/			Dollars Per Ton	Code a/			Dollars Per Ton	Code a/	
				ZINFANDEL				CHARDONNAY			
DISTRICT 3 (Cont'd)				(Cont'd)	1,300.00	1205	4.8		500.00	1205	1.7
					1,300.00	1315	9.7		700.00	1205	4.2
					1,300.00	1410	10.3		770.85	0010	5.1
					1,300.00	1465	24.0		800.00	0010	40.8
ZINFANDEL	750.00	7759	9.9		1,300.00	7759	264.5		800.00	7888	5.6
(Cont'd)	775.00	0010	7.6		1,347.52	0010	.5		850.00	0605	7.8
	800.00	0010	20.9		1,350.00	0010	616.4		900.00	1315	7.0
	800.00	1230	2.0		1,350.00	1205	5.1		949.92	0010	66.0
	850.00	0010	106.8		1,350.00	1220	19.1		950.00	0215	83.2
	850.00	7759	37.7		1,350.00	7759	53.0		982.13	1095	335.6
	900.00	0010	76.4		1,400.00	0010	48.6		982.13	7065	99.5
	900.00	1030	2.7		1,400.00	1020	2.0		993.23	0010	335.7
	900.00	7759	1.8		1,400.00	1205	3.7		1,000.00	0010	221.3
	950.00	0010	4.5		1,400.00	1220	195.4		1,000.00	0215	37.6
	950.00	1205	2.3		1,400.00	1425	2.2		1,000.00	1220	1.5
	975.00	0010	7.1		1,400.00	1465	47.5		1,000.00	5080	6.3
	1,000.00	0010	112.6		1,400.00	8150	.9		1,000.00	7065	105.2
	1,000.00	1020	3.5		1,400.06	0010	70.6		1,000.00	7344	19.9
	1,000.00	1080	13.3		1,406.40	0010	40.9		1,000.00	7759	7.4
	1,000.00	1205	14.1		1,450.00	0010	32.4		1,000.00	7794	58.8
	1,000.00	1220	27.6		1,450.00	7759	12.2		1,049.80	1180	18.9
	1,000.00	1230	1.9		1,475.00	0010	77.7		1,049.80	1310	55.5
	1,000.00	1315	5.0		1,500.00	0010	169.5		1,050.00	0215	33.2
	1,000.00	1325	1.2		1,500.00	1030	17.5		1,050.00	7462	14.3
	1,000.00	1410	30.0		1,500.00	0010	3.5		1,050.00	7759	28.9
	1,000.00	7759	714.1		1,600.00	0010	20.5		1,071.93	0010	50.8
	1,050.00	1205	23.1		1,600.00	1030	26.5		1,075.00	7759	142.0
	1,050.00	7759	14.0		1,600.00	1205	8.6		1,087.98	0560	181.0
	1,072.62	7759	70.7		1,600.00	1220	1.0		1,097.52	1180	129.3
	1,075.00	7759	1,805.0		1,600.00	1230	3.9		1,100.00	0010	55.8
	1,100.00	0010	569.1		1,600.00	1410	4.2		1,100.00	1000	8.8
	1,100.00	1205	21.9		1,600.00	1465	5.6		1,100.00	1010	10.5
	1,100.00	1215	59.2		1,792.60	0010	2.4		1,100.00	1020	100.1
	1,100.00	1220	458.2						1,100.00	1180	141.4
	1,100.00	6975	24.0	WTD. AVG. BASE	990.34				1,100.00	1205	100.7
	1,100.00	7168	32.6						1,100.00	1310	7.9
	1,100.00	7290	30.0	OTHER RED	350.00	0605	.9		1,100.00	1315	173.8
	1,100.00	7292	36.6		400.00	0010	2.9		1,100.00	1317	4.6
	1,100.00	7462	1,640.8		450.00	7090	12.4		1,100.00	7759	21.2
	1,100.00	7759	165.0		500.00	0010	.4		1,100.00	7794	23.2
	1,100.00	7793	6.5		650.00	0010	32.2		1,123.74	1185	1.7
	1,100.00	7794	42.3		700.00	0010	2.5		1,134.70	0010	18.5
	1,100.00	7795	56.3		750.00	0010	18.9		1,134.70	0560	40.9
	1,100.00	7970	125.5		800.00	0010	21.3		1,145.24	0560	23.0
	1,150.00	0010	1.9		889.05	0010	3.6		1,150.00	0560	16.1
	1,150.00	1205	3.6		900.00	0010	5.1		1,150.00	1020	14.8
	1,150.00	7759	186.0		1,100.00	0010	15.2		1,150.00	5080	104.2
	1,175.00	0010	4.5		1,100.00	7292	4.4		1,150.00	7462	271.3
	1,175.00	1325	9.2		1,200.00	0010	19.3		1,150.00	7759	9.9
	1,200.00	0010	947.5		1,200.00	1488	2.9		1,155.00	1205	63.8
	1,200.00	1020	18.4		1,210.00	1540	2.7		1,181.40	1220	65.1
	1,200.00	1205	162.4		1,350.00	0010	26.9		1,181.62	0560	59.6
	1,200.00	1220	69.0		1,445.65	1205	8.5		1,188.28	1310	167.8
	1,200.00	1230	15.2		1,475.00	0010	13.7		1,200.00	0010	441.5
	1,200.00	1390	9.0		1,500.00	0010	15.6		1,200.00	0210	8.6
	1,200.00	1410	32.3						1,200.00	0250	7.4
	1,200.00	1415	2.5	WTD. AVG. BASE	1,015.37				1,200.00	1010	52.9
	1,200.00	1442	4.1						1,200.00	1020	92.0
	1,200.00	1489	2.3						1,200.00	1180	44.2
	1,200.00	7040	.6						1,200.00	1200	14.9
	1,200.00	7170	27.2						1,200.00	1205	34.6
	1,200.00	7759	1,305.5	DISTRICT 4					1,200.00	1310	54.8
	1,200.00	8150	1.5						1,200.00	1315	74.2
	1,210.00	0010	8.1						1,200.00	1317	64.4
	1,210.00	1245	18.4						1,200.00	1325	28.0
	1,225.00	7759	118.5						1,200.00	1410	17.8
	1,226.60	1215	82.5	WINE GRAPES (WHITE)					1,200.00	5080	261.0
	1,250.00	0010	31.5						1,200.00	7252	20.4
	1,250.00	1220	41.7	BURGER	450.00	0010	8.8		1,200.00	7263	47.2
	1,250.00	1410	33.4		1,000.00	1230	2.1		1,200.00	7475	39.8
	1,250.00	7759	72.3						1,200.00	7759	573.8
	1,250.00	8150	3.6	WTD. AVG. BASE	555.96				1,210.00	0010	50.2
	1,275.00	0010	36.4								
	1,300.00	0010	90.9								

(Continued)

TABLE 8.

**BASE PRICE PAID TO GROVERS FOR GRAPES CRUSHED, DELIVERED TO CALIFORNIA PROCESSORS
FROM THE 1995 CROP, WITH BRIX FACTORS AND PURCHASED TONNAGE, BY TYPE,
VARIETY, REPORTING DISTRICT WHERE GROWN, AND WEIGHTED AVERAGE BASE PRICE (Cont'd)**

Variety	* Base * Price	* Brix * Factors	* Tons	* Variety	* Base * Price	* Brix * Factors	* Tons	* Variety	* Base * Price	* Brix * Factors	* Tons		
	Dollars Per Ton	Code a/			Dollars Per Ton	Code a/			Dollars Per Ton	Code a/			
DISTRICT 4 (Cont'd)				CHARDONNAY (Cont'd)				CHARDONNAY (Cont'd)					
CHARDONNAY (Cont'd)	1,212.00	0010	3.2		1,350.00	1205	17.2		1,550.00	7252	61.2		
	1,225.00	0010	8.2		1,350.00	7252	38.9		1,550.94	1095	114.0		
	1,235.00	1205	19.7		1,350.00	7759	75.0		1,553.00	0010	16.0		
	1,240.71	0010	78.1		1,352.00	0560	36.8		1,554.00	7145	87.6		
	1,240.71	0560	185.0		1,352.78	6220	117.8		1,555.00	7145	79.8		
	1,250.00	0010	281.5		1,361.37	0010	49.1		1,569.00	0010	38.4		
	1,250.00	1010	25.7		1,366.56	0010	26.3		1,572.27	7580	38.0		
	1,250.00	1020	96.8		1,375.00	0010	129.3		1,575.00	0010	11.4		
	1,250.00	1205	96.7		1,375.00	7263	85.2		1,575.00	7344	72.0		
	1,250.00	1310	13.4		1,382.44	1065	15.6		1,595.00	1205	52.5		
	1,250.00	1315	10.5		1,383.30	0010	20.8		1,600.00	0010	342.5		
	1,250.00	1350	11.2		1,390.00	7252	.1		1,600.00	1010	26.1		
	1,250.00	5080	119.9		1,393.00	0010	42.7		1,600.00	1020	35.2		
	1,250.00	7252	38.5		1,393.22	0010	172.6		1,600.00	1205	94.7		
	1,250.00	7759	83.9		1,393.28	0010	13.4		1,600.00	1310	15.5		
	1,260.00	0010	50.3		1,393.28	0010	13.4		1,600.00	1390	47.3		
	1,261.00	1315	34.9		1,395.49	1020	39.9		1,600.00	7343	30.9		
	1,266.56	0010	353.0		1,395.50	0010	26.6		1,615.00	1020	124.3		
	1,267.00	1262	86.5		1,400.00	0010	465.7		1,625.00	0010	92.4		
	1,268.00	7794	82.9		1,400.00	1010	10.6		1,650.00	0010	145.7		
	1,268.57	0010	1.5		1,400.00	1020	17.3		1,650.00	1205	45.4		
	1,268.57	1065	28.4		1,400.00	1065	12.1		1,650.00	1400	5.1		
	1,268.57	1190	30.4		1,400.00	1190	36.9		1,650.00	7344	58.4		
	1,268.57	7794	181.8		1,400.00	1205	6.6		1,669.11	7263	82.0		
	1,268.57	7820	218.0		1,400.00	1312	9.4		1,670.53	6965	77.8		
	1,268.63	0010	15.4		1,400.00	1315	52.1		1,675.00	0010	27.4		
	1,268.63	4095	17.5		1,400.00	1400	15.9		1,675.00	1010	13.1		
	1,269.00	0010	25.1		1,400.00	7252	17.9		1,680.00	0010	7.3		
	1,270.00	1310	34.8		1,416.54	0010	17.5		1,680.00	1095	8.1		
	1,273.84	0560	78.1		1,416.56	0010	32.4		1,700.00	0010	226.6		
	1,274.00	0010	19.0		1,424.87	7580	20.4		1,700.00	1020	5.8		
	1,274.08	0010	45.8		1,431.01	1190	61.1		1,740.96	1205	23.8		
	1,275.00	1310	75.2		1,438.00	1220	324.1		1,747.98	0010	22.2		
	1,275.00	7252	12.0		1,441.65	0010	10.3		1,750.00	0010	75.7		
	1,276.13	0010	71.5		1,443.88	0950	135.5		1,800.00	0010	115.3		
	1,277.00	0010	31.7		1,450.00	0010	43.2		1,800.00	1010	124.8		
	1,286.00	1205	45.1		1,450.00	1065	22.4		1,800.00	1082	20.2		
	1,290.32	0010	24.5		1,450.00	1190	3.7		1,800.00	1095	24.0		
	1,290.32	0560	200.6		1,450.00	1205	18.4		1,800.00	7759	4.9		
	1,290.62	0010	160.3		1,450.00	1312	27.8		1,867.07	6965	132.6		
	1,290.62	0560	87.2		1,450.00	6220	162.8		1,932.00	1315	25.8		
	1,295.58	0010	55.8		1,450.00	7252	92.3		1,969.06	0290	40.1		
	1,298.29	0010	15.9		1,450.00	7344	55.6		2,300.00	0010	8.9		
	1,299.85	0010	51.6		1,459.00	0010	23.5						
	1,300.00	0010	346.1		1,466.60	0010	8.0		WTD. AVG. BASE	1,337.97			
	1,300.00	0535	34.4		1,468.21	0010	8.5		CHENIN BLANC	400.00	0975	7.0	
	1,300.00	1020	6.4		1,480.00	0010	25.0			412.50	0010	15.3	
	1,300.00	1190	17.5		1,500.00	0010	204.6			500.00	0010	21.4	
	1,300.00	1310	47.4		1,500.00	1020	16.1			500.00	0215	26.0	
	1,300.00	1315	28.3		1,500.00	1065	34.4			500.00	4095	29.5	
	1,300.00	1390	28.3		1,500.00	1205	35.0			500.00	4395	16.4	
	1,300.00	1415	12.1		1,500.00	1415	11.0			500.00	4983	76.5	
	1,300.00	6210	180.9		1,500.00	7252	31.3			500.00	4985	109.9	
	1,300.00	7252	17.2		1,500.00	7263	21.7			500.00	5138	377.7	
	1,300.00	7263	20.8		1,500.00	7344	152.9			500.00	5140	21.1	
	1,300.00	7759	20.3		1,504.21	0010	189.6			514.00	0010	63.3	
	1,300.00	7794	21.1		1,519.87	1020	99.7			550.00	2375	51.4	
	1,300.00	7820	58.1		1,522.36	1020	287.9			550.00	4985	105.8	
	1,312.00	0010	47.7		1,525.00	0010	25.5			600.00	0630	97.4	
	1,323.48	0010	22.6		1,541.03	1080	135.9			606.00	0010	15.2	
	1,325.00	7759	13.0		1,543.47	7263	26.3			619.98	0010	35.4	
	1,327.00	1190	23.5		1,547.00	0010	31.2			650.00	0010	17.7	
	1,328.00	1205	43.7		1,549.34	0010	19.5			750.00	7288	33.3	
	1,329.95	0010	24.6		1,550.00	0010	165.0			763.59	0010	32.3	
	1,330.00	0010	29.6		1,550.00	0250	10.9			806.27	4920	106.8	
	1,332.06	1020	52.1		1,550.00	0615	7.5						
	1,333.90	7794	53.5		1,550.00	1065	13.7			WTD. AVG. BASE	559.16		
	1,333.91	1325	22.9		1,550.00	1190	11.4			FLORA	1,304.00	0010	25.3
	1,350.00	0010	305.8		1,550.00	1205	94.4			WTD. AVG. BASE	1,304.00		
	1,350.00	0620	25.2		1,550.00	1215	45.6						
					1,550.00	6215	18.5						
					1,550.00	6220	50.0						
					1,550.00	7144	8.8						
					1,550.00	7145	627.0						

(Continued)

TABLE 8.

**BASE PRICE PAID TO GROVERS FOR GRAPES CRUSHED, DELIVERED TO CALIFORNIA PROCESSORS
FROM THE 1995 CROP, WITH BRIX FACTORS AND PURCHASED TONNAGE, BY TYPE,
VARIETY, REPORTING DISTRICT WHERE GROWN, AND WEIGHTED AVERAGE BASE PRICE (Cont'd)**

Variety	* Base * Price	* Brix * Factors	* * Tons	* Variety	* Base * Price	* Brix * Factors	* * Tons	* Variety	* Base * Price	* Brix * Factors	* * Tons
	Dollars Per Ton	Code a/			Dollars Per Ton	Code a/			Dollars Per Ton	Code a/	
DISTRICT 4 (Cont'd)				SAUVIGNON BLANC (Cont'd)	764.04	0010	19.3	SEMILLON (Cont'd)	932.00	1080	8.3
FRENCH COLOMBARD	450.00	0010	10.4		768.07	0010	166.4		947.29	0010	29.0
	650.00	0870	20.3		768.07	0975	59.1		950.00	0010	21.7
WTD. AVG. BASE	582.25				768.07	0985	112.3		950.00	0990	10.9
GEVURZTRAMNER	500.00	1488	.3		768.33	0010	21.0		950.00	1065	6.1
	600.00	0010	12.7		775.00	0010	34.2		951.02	0860	9.1
	650.00	1205	14.7		800.00	0010	267.1		1,000.00	0010	2.6
	700.00	0010	2.8		800.00	0945	154.3		1,000.00	1085	10.2
WTD. AVG. BASE	632.30				800.00	1075	1.3		1,050.00	0010	13.6
MALVASIA BIANCA	800.00	1010	.6		800.00	6932	14.2		1,080.00	1010	9.1
					809.87	0010	313.7		1,100.00	0010	40.0
WTD. AVG. BASE	800.00				823.80	0010	11.4		1,111.00	0010	11.8
MARSANNE	1,400.00	1205	3.1		823.95	0010	416.5		3,069.00	1220	1.1
					825.00	0010	55.0				
WTD. AVG. BASE	1,400.00				825.00	0945	583.9	WTD. AVG. BASE	890.79		
MUSCAT BLANC/ MUSCAT CANELLI	750.00	0010	3.6		825.00	1180	11.0	SYLVANER	500.00	4095	10.2
	875.00	0010	11.2		831.00	1080	121.6				
	900.00	1488	5.9		850.00	0010	326.4	WTD. AVG. BASE	500.00		
	950.00	0010	3.1		850.00	0945	87.7				
	959.50	0010	25.9		850.00	1020	25.8	VIOGNIER	1,200.00	0010	20.2
	1,000.00	0010	13.3		850.00	1065	17.9		1,200.00	1205	.6
WTD. AVG. BASE	935.02				850.00	1180	20.8		1,600.00	0010	1.0
PINOT BLANC	700.00	1205	7.4		850.00	1190	85.5		1,850.00	0360	3.2
	782.89	0010	29.0		850.00	7040	197.4				
	794.63	0010	14.2		868.07	0010	32.3	WTD. AVG. BASE	1,299.20		
	800.00	1205	5.0		875.00	0010	16.5	WHITE RIESLING	500.00	6220	11.3
	825.00	1205	4.0		875.00	0945	32.8		600.00	0010	9.9
	850.00	1205	5.7		900.00	0010	331.0		600.00	0925	14.0
	1,000.00	0010	14.7		900.00	0945	53.9		600.00	0925	14.0
	1,500.00	0010	12.2		900.00	1020	28.5		645.00	0010	12.7
WTD. AVG. BASE	914.45				900.00	1065	14.8		700.00	0010	9.4
PINOT GRIS	1,100.00	1310	17.1		900.00	1080	14.9		750.00	0010	12.9
	1,350.00	0010	1.0		900.00	1220	14.0		775.00	0010	34.1
	1,400.00	0010	1.4		925.00	0010	196.7		775.00	0010	34.1
	1,500.00	0010	7.0		950.00	0010	112.5		800.00	0010	155.1
WTD. AVG. BASE	1,230.94				950.00	1010	21.9		850.00	0010	24.5
SAUVIGNON BLANC	500.00	0010	25.2		950.00	1020	38.0		900.00	0760	18.6
	539.43	1095	40.9		950.00	1080	14.9		1,050.00	1528	4.0
	576.05	0010	11.4		950.00	1080	14.9		1,100.00	0010	26.2
	600.00	0010	64.0		950.00	1020	38.0	WTD. AVG. BASE	798.10		
	625.00	1080	46.0		1,000.00	0010	25.6	OTHER WHITE	450.00	4880	6.2
	645.00	6130	33.9		1,000.00	1010	5.5				
	650.00	7288	64.8		1,000.00	1080	7.3	WTD. AVG. BASE	450.00		
	691.26	1205	30.6		1,000.00	1205	2.5				
	700.00	0010	53.5		1,050.00	0010	22.5				
	700.00	0945	73.3		1,055.18	0010	9.8				
	700.00	1010	40.2		1,080.00	1010	29.3				
	700.00	1020	6.3		1,080.00	1010	29.3				
	700.00	4095	62.2		1,150.00	0010	115.2				
	707.00	0945	37.1		1,155.00	0010	16.9				
	750.00	0010	139.9		1,162.00	0010	8.8				
	750.00	0680	15.7		1,200.00	0010	36.5				
	750.00	2981	32.0		1,200.00	0010	36.5				
	750.00	4095	46.4		1,600.00	0010	2.2	WINE GRAPES (RED)			
	757.50	0945	35.0					ALEATICO	400.00	1205	4.1
	760.13	0985	55.1								
	762.08	0985	167.7					WTD. AVG. BASE	400.00		
	762.08	1065	154.0					BARBERA	950.00	1230	1.5
	762.08	1180	89.6					WTD. AVG. BASE	950.00		
								BLACK MALVOISIE	1,100.00	1205	.6
								WTD. AVG. BASE	1,100.00		
								CABERNET FRANC	1,000.00	0010	9.3
									1,010.00	7252	2.6
									1,050.00	0010	3.9
									1,057.00	7252	22.8
									1,100.00	0010	24.4
									1,100.00	1205	81.0
									1,150.00	1095	8.2
									1,181.47	1325	137.4
									1,200.00	0010	79.2
									1,200.00	1325	20.0
									1,200.00	7046	9.7

(Continued)

TABLE 8.

**BASE PRICE PAID TO GROWERS FOR GRAPES CRUSHED, DELIVERED TO CALIFORNIA PROCESSORS
FROM THE 1995 CROP, WITH BRIX FACTORS AND PURCHASED TONNAGE, BY TYPE,
VARIETY, REPORTING DISTRICT WHERE GROWN, AND WEIGHTED AVERAGE BASE PRICE (Cont'd)**

Variety	* Base * Price	* Brix * Factors	* * Tons	* * Variety	* Base * Price	* Brix * Factors	* * Tons	* * Variety	* Base * Price	* Brix * Factors	* * Tons
	Dollars Per Ton	Code a/			Dollars Per Ton	Code a/			Dollars Per Ton	Code a/	
				CABERNET FRANC	1,920.00	8245	6.4	CABERNET SAUVIGNON	1,394.76	1095	22.3
DISTRICT 4 (Cont'd)				(Cont'd)	1,950.00	0010	4.3	(Cont'd)	1,400.00	0010	162.1
CABERNET FRANC	1,200.00	7970	11.9		2,000.00	0010	2.0		1,400.00	1205	11.0
(Cont'd)	1,250.00	0010	39.1		2,200.00	0010	6.0		1,400.00	1220	128.3
	1,250.00	1310	5.5		2,200.00	1220	6.7		1,400.00	1310	86.7
	1,290.45	1215	6.4		2,500.00	1400	1.9		1,400.00	1325	61.5
	1,290.45	1325	19.3	WTD. AVG. BASE	1,460.14				1,400.00	7252	32.3
	1,300.00	0010	3.1	CABERNET SAUVIGNON	500.00	1205	3.2		1,415.64	1310	42.2
	1,300.00	1205	2.6		650.00	2585	46.4		1,433.73	0010	2.4
	1,300.00	7252	13.9		750.00	2583	29.5		1,442.08	1190	107.7
	1,350.00	0010	2.4		800.00	1030	3.8		1,442.08	1310	57.2
	1,350.00	1095	5.6		845.00	7252	24.8		1,450.00	0010	92.1
	1,350.00	1310	21.5		900.00	4037	1.0		1,450.00	0990	246.3
	1,356.30	1010	1.6		945.00	0010	36.3		1,450.00	1020	21.3
	1,357.30	1220	4.6		950.00	0010	161.5		1,450.00	1095	106.6
	1,371.00	0010	18.2		982.20	1220	13.9		1,450.00	1205	33.0
	1,372.00	0010	6.9		1,000.00	0010	106.2		1,450.00	1410	7.6
	1,400.00	0010	36.9		1,000.00	1020	37.1		1,450.00	7252	19.6
	1,400.00	1020	9.4		1,000.00	1095	60.4		1,450.00	7759	83.0
	1,400.00	1205	11.1		1,000.00	1205	18.6		1,460.89	0010	217.5
	1,400.00	1220	.7		1,000.00	1220	19.9		1,461.65	1095	84.8
	1,400.00	1325	8.6		1,000.00	7105	1.4		1,461.70	0010	5.8
	1,408.00	0010	11.0		1,010.00	7252	16.7		1,462.00	1325	21.3
	1,409.00	0010	25.6		1,047.47	6220	177.5		1,463.91	0010	19.0
	1,409.08	0010	7.8		1,095.67	0010	39.5		1,463.91	0215	10.5
	1,409.10	0010	49.0		1,100.00	0010	2.6		1,463.91	1310	5.8
	1,420.00	1325	10.3		1,100.00	1020	24.9		1,463.91	1315	13.2
	1,450.00	0250	9.6		1,100.00	1095	30.8		1,464.29	1020	9.1
	1,450.00	1095	9.7		1,100.00	1205	45.7		1,464.29	7855	61.8
	1,450.00	7759	16.7		1,100.00	1205	45.7		1,464.29	7855	61.8
	1,461.65	1095	7.5		1,100.00	5601	39.8		1,464.65	0010	1.6
	1,500.00	0010	14.0		1,100.00	7759	33.1		1,465.65	1315	12.4
	1,500.00	1095	21.7		1,150.00	0010	44.6		1,466.00	8245	41.4
	1,500.00	1315	4.5		1,150.00	1010	8.5		1,490.14	1310	59.0
	1,500.00	7344	2.3		1,150.00	6220	59.7		1,500.00	0010	207.3
	1,509.10	0010	15.4		1,150.00	6220	59.7		1,500.00	0250	27.9
	1,525.00	0010	1.2		1,150.00	7580	5.2		1,500.00	1020	27.6
	1,542.75	0010	76.3		1,150.00	7759	15.6		1,500.00	1095	699.5
	1,549.00	0010	5.5		1,150.00	7580	5.2		1,500.00	1205	26.3
	1,550.00	1190	8.0		1,150.00	7759	15.6		1,500.00	1220	5.3
	1,550.00	6220	6.5		1,152.87	1075	1.5		1,500.00	1310	297.7
	1,550.00	7252	.7		1,153.21	0655	.9		1,500.00	1315	25.9
	1,600.00	0010	17.4		1,200.00	0010	60.2		1,500.00	1325	9.0
	1,600.00	1020	6.9		1,200.00	1020	44.2		1,500.00	1390	2.0
	1,600.00	1200	.7		1,200.00	1205	25.9		1,500.00	1400	3.6
	1,600.00	1230	2.7		1,200.00	1220	12.3		1,500.00	1420	3.4
	1,600.00	7759	14.0		1,200.00	1310	3.6		1,500.00	5161	49.8
	1,609.06	0250	2.7		1,200.00	1315	9.3		1,500.00	7252	60.6
	1,619.00	1310	2.4		1,200.00	2573	50.0		1,500.00	7263	63.4
	1,640.00	1215	30.5		1,200.00	7252	30.6		1,500.00	7343	19.8
	1,648.70	1010	.1		1,200.00	7759	97.9		1,500.00	7344	34.3
	1,650.00	0010	59.9		1,201.80	6220	229.4		1,500.00	7759	78.7
	1,670.00	1095	33.7		1,218.00	1235	32.1		1,500.00	7855	17.7
	1,690.92	1020	6.5		1,250.00	0010	40.1		1,500.00	8126	11.8
	1,700.00	0010	15.5		1,250.00	5161	41.3		1,510.54	0010	11.8
	1,700.00	1095	10.0		1,250.00	7464	529.4		1,510.89	0010	16.2
	1,700.00	1325	11.0		1,250.00	7759	48.9		1,513.91	1310	15.1
	1,719.00	1025	7.5		1,274.00	0010	44.1		1,515.15	0010	19.8
	1,750.00	0010	3.3		1,276.00	7252	215.3		1,515.15	1205	31.1
	1,757.58	1020	23.9		1,300.00	0010	57.8		1,520.00	0010	43.5
	1,760.95	0290	13.1		1,300.00	1095	37.2		1,550.00	0010	201.7
	1,783.00	0010	5.2		1,300.00	5161	114.1		1,550.00	0250	4.6
	1,797.52	1310	19.5		1,300.00	7252	9.9		1,550.00	0280	12.7
	1,800.00	0010	32.9		1,300.00	7263	101.5		1,550.00	1095	37.3
	1,800.00	0250	5.2		1,300.00	7759	59.0		1,550.00	1205	56.7
	1,800.00	1095	32.0		1,315.06	1015	6.4		1,550.00	1310	65.6
	1,800.00	1205	7.5		1,320.00	1205	147.4		1,550.00	5161	48.8
	1,809.06	0250	3.3		1,350.00	0010	6.4		1,550.00	6220	1,585.3
	1,850.00	1400	6.3		1,350.00	1020	29.1		1,550.00	7252	.5
	1,875.00	0010	11.2		1,350.00	1095	50.0		1,550.00	7343	58.7
	1,900.00	0010	73.8		1,350.00	6220	493.1		1,550.00	7759	493.4
	1,900.00	1410	1.6		1,350.00	7263	30.6		1,550.66	0010	7.2
					1,357.21	1010	18.3		1,556.00	0010	29.5
					1,372.75	7580	27.0				

(Continued)

TABLE 8.

**BASE PRICE PAID TO GROWERS FOR GRAPES CRUSHED, DELIVERED TO CALIFORNIA PROCESSORS
FROM THE 1995 CROP, WITH BRIX FACTORS AND PURCHASED TONNAGE, BY TYPE,
VARIETY, REPORTING DISTRICT WHERE GROWN, AND WEIGHTED AVERAGE BASE PRICE (Cont'd)**

Variety	* Base * Price	* Brix * Factors	* * Tons	* * Variety	* Base * Price	* Brix * Factors	* * Tons	* * Variety	* Base * Price	* Brix * Factors	* * Tons	
	Dollars Per Ton	Code a/			Dollars Per Ton	Code a/			Dollars Per Ton	Code a/		
DISTRICT 4 (Cont'd)				CABERNET SAUVIGNON (Cont'd)				CABERNET SAUVIGNON (Cont'd)				
CABERNET SAUVIGNON (Cont'd)	1,560.89	0010	44.0		1,750.00	1220	20.2		2,150.00	0010	13.5	
	1,563.91	0250	10.5		1,750.00	6220	144.4		2,150.00	1400	11.3	
	1,575.00	0010	79.8		1,750.00	6965	69.4		2,200.00	0010	15.0	
	1,575.00	1095	82.6		1,750.00	7263	37.3		2,200.00	7343	15.2	
	1,579.00	0010	4.5		1,750.00	7343	78.6		2,300.00	1400	23.3	
	1,582.00	0010	5.1		1,750.00	7759	109.6		2,454.00	0010	20.1	
	1,600.00	0010	409.4		1,753.07	1020	140.4		2,500.00	0010	20.2	
	1,600.00	0250	5.3		1,753.07	1205	45.5		2,500.00	1095	33.7	
	1,600.00	1020	42.3		1,756.00	0010	9.3		2,500.00	1400	10.5	
	1,600.00	1095	1.8		1,756.00	1310	38.7		2,700.00	6454	46.5	
	1,600.00	1205	24.7		1,756.69	1310	12.1		2,800.00	1020	8.5	
	1,600.00	1220	36.0		1,757.58	1020	202.2		3,000.00	0010	20.6	
	1,600.00	1310	40.8		1,758.00	0010	18.5		3,868.00	1205	35.8	
	1,600.00	1315	31.6		1,762.00	1020	73.5					
	1,600.00	1325	18.4		1,775.00	0010	49.0		WTD. AVG. BASE	1,575.98		
	1,600.00	1350	17.5		1,775.00	1020	3.5					
	1,600.00	5188	52.7		1,775.00	7343	50.9		CARIGNANE	600.00	1215	4.2
	1,600.00	6965	110.9		1,783.00	0010	28.8			650.00	0010	50.4
	1,600.00	7028	2.0		1,800.00	0010	200.3			650.00	1310	4.7
	1,600.00	7263	43.7		1,800.00	1020	30.5			700.00	1205	6.0
	1,600.00	7759	383.4		1,800.00	1200	11.1			800.00	1220	1.8
	1,606.98	0010	309.6		1,800.00	1205	52.6			800.00	1390	26.9
	1,607.80	0010	25.4		1,800.00	1220	19.2			1,000.00	1230	.7
	1,608.00	0010	47.4		1,800.00	1315	16.4			1,300.00	0010	.4
	1,608.00	1020	48.9		1,800.00	1325	22.9					
	1,610.00	0010	38.2		1,800.00	1410	25.7		WTD. AVG. BASE	701.52		
	1,610.30	0010	6.8		1,800.00	7115	10.0					
	1,611.00	0010	20.5		1,800.00	7759	44.4		CHARBONO	700.00	2930	5.3
	1,611.00	1315	44.3		1,826.11	1095	45.8			750.00	1205	12.7
	1,611.12	1020	29.3		1,835.47	6965	46.7			800.00	0860	3.2
	1,638.55	1095	32.9		1,836.81	6220	85.3			800.00	1010	9.3
	1,650.00	0010	438.9		1,843.00	1220	97.8			900.00	0010	70.0
	1,650.00	1095	107.8		1,850.00	0010	199.4			925.00	0010	25.4
	1,650.00	1105	9.1		1,850.00	0250	10.7			1,000.00	0010	.5
	1,650.00	1205	24.9		1,850.00	1095	259.1			1,000.00	1180	5.0
	1,650.00	1215	12.7		1,850.00	1205	3.5			1,000.00	6965	25.5
	1,650.00	1310	59.0		1,850.00	1220	21.8			1,010.00	1095	3.9
	1,650.00	5161	93.6		1,850.00	6220	182.1					
	1,650.00	6220	175.8		1,850.00	7759	10.8		WTD. AVG. BASE	899.68		
	1,650.00	7559	12.0		1,862.68	1310	7.3					
	1,650.00	7759	673.7		1,863.91	0250	7.5		DOLCETTO	1,500.00	0010	2.0
	1,663.91	0250	4.8		1,869.00	0010	50.9			1,600.00	0010	3.3
	1,665.00	1020	10.8		1,875.00	0010	54.0					
	1,666.50	0010	11.0		1,880.00	0010	76.2		WTD. AVG. BASE	1,562.26		
	1,666.72	1310	28.1		1,894.67	6965	84.2					
	1,670.00	0010	96.9		1,900.00	0010	13.1		EARLY BURGUNDY	550.00	0010	7.0
	1,672.00	0010	117.7		1,900.00	0250	21.4					
	1,675.00	0010	17.4		1,900.00	1020	71.1		WTD. AVG. BASE	550.00		
	1,680.02	1020	16.2		1,900.00	1390	3.5					
	1,680.02	1205	47.0		1,900.00	1410	32.5		GAMAY (NAPA)	600.00	0825	147.0
	1,685.00	1400	14.1		1,900.00	7343	58.6			600.00	1020	7.0
	1,700.00	0010	396.6		1,900.00	7344	13.1			600.00	4395	17.2
	1,700.00	1020	19.8		1,903.00	0010	46.0			600.00	4920	86.9
	1,700.00	1205	49.0		1,903.08	1310	29.2			600.00	4983	59.9
	1,700.00	1230	5.6		1,905.00	0010	21.5			600.00	4985	365.7
	1,700.00	1310	8.1		1,947.00	0010	74.2			600.00	5138	249.5
	1,700.00	1325	14.7		1,950.00	0010	63.0			600.00	5140	8.9
	1,700.00	7252	10.1		1,953.00	1020	30.2			600.00	5170	22.3
	1,700.00	7343	16.9		1,953.88	6955	11.0			600.00	6120	18.8
	1,700.00	7759	15.2		1,953.88	6965	110.6			604.00	1020	5.3
	1,700.75	6210	290.1		1,953.88	7580	28.2			675.00	0010	49.5
	1,700.75	6220	35.7		1,967.90	1220	65.1			675.00	1205	3.6
	1,700.75	7343	37.4		1,983.00	1315	9.6			700.00	0010	5.3
	1,702.49	0010	553.1		2,000.00	0010	95.1			707.00	0010	17.1
	1,705.04	1020	6.1		2,000.00	1095	42.5			725.00	0010	25.2
	1,710.00	0010	8.2		2,000.00	1220	25.9			800.00	0010	5.0
	1,717.00	0010	60.3		2,000.00	1310	18.8			800.00	7090	70.5
	1,725.00	0010	94.3		2,000.00	1325	9.4			1,250.00	0560	5.0
	1,750.00	0010	243.1		2,000.00	1410	15.8		WTD. AVG. BASE	623.82		
	1,750.00	0250	25.4		2,100.00	0010	135.7					
					2,132.65	0290	71.4					

(Continued)

TABLE 8.

**BASE PRICE PAID TO GROVERS FOR GRAPES CRUSHED, DELIVERED TO CALIFORNIA PROCESSORS
FROM THE 1995 CROP, WITH BRIX FACTORS AND PURCHASED TONNAGE, BY TYPE,
VARIETY, REPORTING DISTRICT WHERE GROWN, AND WEIGHTED AVERAGE BASE PRICE (Cont'd)**

Variety	* Base * Price	* Brix * Factors	* * Tons	* * Variety	* Base * Price	* Brix * Factors	* * Tons	* * Variety	* Base * Price	* Brix * Factors	* * Tons	
	Dollars Per Ton	Code a/			Dollars Per Ton	Code a/			Dollars Per Ton	Code a/		
				MERLOT	1,531.29	1095	5.1	MERLOT	1,750.00	1095	51.1	
				(Cont'd)	1,532.00	1325	8.0	(Cont'd)	1,750.00	1200	33.6	
DISTRICT 4 (Cont'd)					1,533.15	1310	15.7		1,750.00	1205	19.9	
					1,534.94	1190	120.8		1,750.00	1315	13.9	
GAMAY BEAUJOLAIS	700.00	0840	6.0		1,547.00	0010	22.4		1,750.00	6220	16.7	
	750.00	1205	30.0		1,550.00	0010	9.6		1,750.00	6965	27.4	
					1,550.00	0250	4.1		1,750.00	7040	2.5	
WTD. AVG. BASE	741.67				1,550.00	0360	5.8		1,750.00	7263	32.0	
					1,550.00	1095	10.0		1,750.00	7759	21.3	
GRENACHE	1,100.00	1220	2.9		1,550.00	1200	41.2		1,757.58	1020	37.2	
					1,550.00	6220	333.3		1,760.00	1400	5.9	
WTD. AVG. BASE	1,100.00				1,550.00	7252	1.6		1,760.98	0010	6.8	
					1,550.00	7263	43.6		1,772.00	1020	7.2	
					1,550.00	7759	1.7		1,775.00	7343	8.7	
MALBEC	700.00	1020	14.0		1,559.74	0010	29.8		1,781.29	1205	46.2	
	1,057.00	7252	20.1		1,561.08	0010	22.2		1,785.64	1310	38.2	
	1,072.00	0010	4.4		1,561.08	1095	6.0		1,790.00	0010	63.2	
	1,100.00	5161	40.5		1,561.08	1095	6.0		1,800.00	0010	198.5	
	1,387.80	1310	.2		1,575.00	7759	29.5		1,800.00	1020	41.2	
	1,491.25	1010	1.1		1,579.50	0250	24.7		1,800.00	1095	39.4	
	1,500.00	0290	3.3		1,581.16	7030	1.0		1,800.00	1205	4.9	
	1,500.00	0870	.3		1,582.61	1310	49.0		1,800.00	1220	.4	
	1,500.00	7344	.8		1,600.00	0010	135.7		1,800.00	1310	10.4	
	1,650.00	0010	2.4		1,600.00	0250	13.6		1,800.00	1315	34.4	
	1,700.00	0010	4.4		1,600.00	1095	12.7		1,800.00	1325	28.4	
WTD. AVG. BASE	1,095.85				1,600.00	1200	42.5		1,800.00	1400	15.6	
					1,600.00	1205	370.9		1,800.00	1535	1.0	
					1,600.00	1215	5.3		1,800.00	7115	4.0	
MERLOT	800.00	0010	20.2		1,600.00	1310	24.1		1,800.00	7343	34.9	
	1,147.13	0010	30.0		1,600.00	1315	4.7		1,800.00	7759	54.0	
	1,147.13	7759	73.0		1,600.00	1325	2.5		1,800.00	7820	3.1	
	1,148.47	0010	56.7		1,600.00	6848	24.0		1,807.95	1095	146.2	
	1,150.00	6220	9.2		1,600.00	7759	92.1		1,837.55	1020	16.2	
	1,200.00	0010	4.5		1,604.50	0250	6.1		1,850.00	0010	11.5	
	1,200.00	1205	.4		1,607.37	7794	42.0		1,850.00	1095	73.5	
	1,200.00	4037	3.4		1,607.37	7820	1.6		1,850.00	7759	3.6	
	1,300.00	0010	43.7		1,629.50	0010	51.8		1,866.00	1315	5.8	
	1,317.08	1310	43.9		1,629.50	0250	8.4		1,875.00	0010	1.9	
	1,319.55	1010	3.4		1,631.29	0010	22.5		1,900.00	0010	23.4	
	1,335.24	1325	71.7		1,640.00	1200	21.2		1,900.00	1410	3.0	
	1,350.00	1325	51.9		1,650.00	0010	121.3		1,903.00	0010	14.7	
	1,350.00	6220	64.8		1,650.00	0250	35.5		1,914.11	1095	7.8	
	1,386.40	1310	135.7		1,650.00	1010	1.8		1,924.06	6965	43.4	
	1,400.00	0010	73.7		1,650.00	1095	70.5		1,928.65	7263	39.5	
	1,400.00	1205	131.9		1,650.00	1105	2.9		1,929.50	0010	4.9	
	1,400.00	1220	10.7		1,650.00	1185	22.6		1,929.50	0250	7.7	
	1,400.00	1310	.9		1,650.00	1205	64.2		1,947.00	0010	4.2	
	1,400.00	1325	434.8		1,650.00	1325	2.5		1,950.00	0010	196.3	
	1,400.00	6848	43.4		1,650.00	6848	10.2		1,950.00	1205	14.0	
	1,440.00	0010	29.6		1,650.00	7759	24.4		1,964.00	0010	11.4	
	1,450.00	0010	24.3		1,650.00	7794	60.7		1,969.00	0010	39.6	
	1,450.00	1420	1.0		1,650.00	7820	1.4		1,970.00	0010	17.9	
	1,451.23	1215	24.8		1,660.00	1410	3.1		2,000.00	0010	9.8	
	1,458.20	1310	30.9		1,675.00	0010	4.1		2,000.00	0250	4.8	
	1,466.00	8245	3.3		1,675.00	1215	106.9		2,000.00	1215	4.3	
	1,483.69	1310	36.3		1,682.45	1315	3.5		2,000.00	1220	2.3	
	1,485.43	1310	128.6		1,683.00	1315	18.2		2,000.00	1415	7.5	
	1,500.00	0010	253.0		1,684.80	0010	.4		2,000.00	7343	10.8	
	1,500.00	1020	133.1		1,685.00	0010	8.2		2,021.92	0290	52.1	
	1,500.00	1220	.3		1,700.00	0010	154.5		2,200.00	0010	16.9	
	1,500.00	1310	98.2		1,700.00	1020	2.9		2,200.00	1220	5.8	
	1,500.00	1315	19.9		1,700.00	1095	3.1		2,500.00	1400	10.4	
	1,500.00	5080	7.1		1,700.00	1205	127.2					
	1,500.00	7344	3.2		1,700.00	1315	14.3		WTD. AVG. BASE	1,603.59		
	1,500.00	7759	24.8		1,700.00	1400	37.6					
	1,510.50	1220	4.9		1,700.00	1410	18.0		MEUNIER	700.00	7770	21.4
	1,515.84	6220	6.9		1,700.00	5188	6.7			938.12	0010	77.5
	1,529.00	1220	1.8		1,700.00	7759	9.4			1,023.47	0560	69.4
	1,529.50	0010	12.1		1,703.00	0010	34.9			1,023.88	0560	8.4
	1,529.50	1315	29.7		1,717.00	0010	14.0			1,046.55	0010	10.3
	1,529.50	7759	276.6		1,729.50	1220	19.4			1,200.00	0010	5.7
	1,529.82	1315	72.3		1,730.00	0010	10.3			1,500.00	0010	4.7
	1,530.00	1185	4.3		1,746.00	1220	82.5					
	1,531.00	1020	20.8		1,750.00	0010	35.2		WTD. AVG. BASE	972.56		
	1,531.29	0010	107.2									

(Continued)

TABLE 8.

**BASE PRICE PAID TO GROVERS FOR GRAPES CRUSHED, DELIVERED TO CALIFORNIA PROCESSORS
FROM THE 1995 CROP, WITH BRIX FACTORS AND PURCHASED TONNAGE, BY TYPE,
VARIETY, REPORTING DISTRICT WHERE GROWN, AND WEIGHTED AVERAGE BASE PRICE (Cont'd)**

Variety	* Base * Price	* Brix * Factors	* * Tons	* * Variety	* Base * Price	* Brix * Factors	* * Tons	* * Variety	* Base * Price	* Brix * Factors	* * Tons
	Dollars Per Ton	Code a/			Dollars Per Ton	Code a/			Dollars Per Ton	Code a/	
				PINOT NOIR	808.39	0010	19.7	PINOT NOIR	1,546.15	1085	42.1
					850.00	0010	2.9	(Cont'd)	1,550.00	0010	47.1
DISTRICT 4 (Cont'd)					850.00	4985	124.3		1,600.00	1315	5.0
					850.00	5138	232.8		1,600.00	0010	157.3
MOUVEDRE	592.85	7759	12.7		850.00	7160	12.4		1,600.00	1085	38.1
	800.00	1390	8.2		850.00	7347	25.2		1,600.00	1325	14.1
	1,100.00	1220	1.7		900.00	0010	306.2		1,635.00	7759	23.7
	1,300.00	0010	.7		900.00	1215	20.3		1,636.54	6220	4.3
	1,500.00	1400	10.5		900.00	5138	25.7		1,657.14	0010	15.6
					938.12	0010	86.5		1,660.83	0010	18.5
WTD. AVG. BASE	965.06				942.64	0560	35.8		1,665.00	1410	2.2
					953.12	0010	160.5		1,697.15	6220	37.1
PETITE SIRAH	704.97	6938	12.9		960.00	0010	2.9		1,700.00	0010	8.8
	800.00	1205	5.3		992.25	0560	158.1		1,700.00	1085	49.8
	800.00	5188	27.3		1,000.00	0010	14.9		1,800.00	0010	24.5
	850.00	0010	6.4		1,000.00	0560	16.2		1,800.00	1085	47.1
	850.00	0250	8.2		1,000.00	1085	5.1		1,809.00	0010	82.8
	850.00	1325	8.8		1,000.00	1220	1.4				
	850.00	7028	3.2		1,038.12	0010	15.7	WTD. AVG. BASE	1,194.02		
	850.00	7794	6.1		1,043.00	0010	29.0				
	860.00	0010	5.4		1,043.00	0560	317.7	SANGIOVETO/ SANGIOVESE	1,000.00	1230	3.3
	883.75	0010	58.0		1,047.38	0560	21.1		1,200.00	0010	15.9
	900.00	0010	15.9		1,050.00	0010	174.4		1,200.00	7759	11.0
	900.00	7090	59.9		1,050.00	0620	42.4		1,250.00	1095	4.1
	950.00	1230	3.9		1,073.56	0560	108.0		1,466.00	8245	2.0
	950.00	1315	20.2		1,083.54	0560	5.6		1,500.00	0010	1.8
	950.00	7795	26.1		1,084.00	0010	121.1		1,500.00	1310	1.0
	976.34	0010	20.1		1,098.88	0010	76.1		1,500.00	6210	3.6
	983.14	7795	18.0		1,100.00	0010	40.5		1,540.00	7759	4.1
	1,000.00	0010	6.2		1,100.00	0560	43.4		1,550.00	0010	14.2
	1,000.00	1410	1.5		1,102.50	0010	124.2		1,550.00	1095	15.7
	1,000.00	7028	26.1		1,102.50	0560	18.1		1,550.00	1190	8.5
	1,064.00	1220	8.3		1,150.00	1095	2.1		1,550.00	7343	13.3
	1,100.00	0010	8.2		1,152.11	0010	56.6		1,550.00	7759	1.9
	1,100.00	1205	18.6		1,158.90	0010	42.2		1,590.94	0250	21.5
	1,100.00	1490	11.6		1,158.90	0560	57.3		1,600.00	0010	12.4
	1,120.00	1220	8.4		1,159.26	0010	106.5		1,600.00	0280	4.5
	1,200.00	0010	2.8		1,159.26	0560	98.1		1,600.00	1095	3.4
	1,200.00	1205	16.2		1,200.00	0010	11.1		1,600.00	1310	21.2
	1,250.00	1020	5.2		1,200.00	0250	5.7		1,600.00	8245	3.3
	1,275.00	1390	16.2		1,200.00	0560	114.1		1,600.00	8520	3.4
	1,300.00	0010	4.8		1,200.00	1205	39.2		1,695.00	0010	7.6
	1,350.00	0010	19.2		1,200.00	1325	5.5		1,731.96	0010	25.7
	1,400.00	0010	3.3		1,200.00	1330	3.9		1,944.00	1230	3.1
	1,400.00	1325	30.9		1,200.00	1420	8.1				
	1,500.00	1230	4.1		1,200.00	7759	6.5	WTD. AVG. BASE	1,536.93		
	1,600.00	0010	1.3		1,207.50	0560	18.4				
	1,600.00	1325	12.0		1,210.00	0010	40.9	SYRAH/FRENCH	850.00	7028	12.6
					1,246.23	0010	18.2	SYRAH-SHIRAZ	1,000.00	1420	.1
WTD. AVG. BASE	1,025.86				1,250.00	0010	92.9		1,100.00	1220	14.3
					1,250.00	1205	5.6		1,200.00	0010	.8
PETITE VERDOT	1,000.00	0010	3.0		1,267.00	0560	4.9		1,500.00	0010	1.3
	1,300.00	6848	11.5		1,275.00	1095	44.2		1,550.00	1220	16.2
	1,400.00	1325	4.2		1,295.76	1020	197.2		1,575.00	1205	7.0
	1,438.93	1010	1.3		1,300.00	0010	36.0		1,600.00	0010	.4
	1,500.00	1020	.1		1,300.00	0560	9.0		1,600.00	1205	1.0
	1,500.00	7344	.8		1,300.00	1330	24.8		1,600.00	1310	9.3
	1,600.00	0010	3.4		1,300.00	7344	13.7		1,650.00	1325	6.2
	1,700.00	0010	4.9		1,350.00	0010	20.5		1,700.00	1205	14.6
	1,704.00	0010	6.7		1,350.00	1220	19.0				
	1,705.73	1325	.5		1,350.00	6220	22.6	WTD. AVG. BASE	1,405.19		
	1,706.00	0010	2.9		1,400.00	0010	165.2				
	1,775.00	7252	.5		1,400.00	1220	11.5	ZINFANDEL	500.00	2306	115.7
	1,876.30	0010	1.1		1,400.00	7115	7.0		550.00	2355	1,130.8
	1,927.84	1310	7.4		1,400.00	7759	9.6		600.00	2135	1,714.9
	2,000.00	0010	2.7		1,450.00	0010	186.9		600.00	2310	721.2
	2,500.00	0290	2.8		1,450.00	1085	129.6		600.00	2352	1,247.1
	2,500.00	1400	4.4		1,450.00	1400	8.0		600.00	2355	231.9
					1,490.71	1085	7.2		600.00	2430	33.0
WTD. AVG. BASE	1,695.11				1,500.00	0010	118.5		600.00	2432	15.5
					1,500.00	1085	51.0		629.00	0010	1.9
PINOT NOIR	500.00	0010	3.9		1,500.00	1220	12.2		629.06	7470	8.0
	700.00	7288	25.1		1,500.00	1460	1.3				
	770.00	7462	6.7								

(Continued)

TABLE 8.

**BASE PRICE PAID TO GROWERS FOR GRAPES CRUSHED, DELIVERED TO CALIFORNIA PROCESSORS
FROM THE 1995 CROP, WITH BRIX FACTORS AND PURCHASED TONNAGE, BY TYPE,
VARIETY, REPORTING DISTRICT WHERE GROWN, AND WEIGHTED AVERAGE BASE PRICE (Cont'd)**

Variety	* Base * Price	* Brix * Factors	* Tons	* Variety	* Base * Price	* Brix * Factors	* Tons	* Variety	* Base * Price	* Brix * Factors	* Tons
	Dollars Per Ton	Code a/			Dollars Per Ton	Code a/			Dollars Per Ton	Code a/	
DISTRICT 4 (Cont'd)				ZINFANDEL (Cont'd)	1,370.00	1230	11.3	SYMPHONY	275.00	0010	297.4
					1,400.00	0010	40.2		300.00	3218	24.2
					1,400.00	1205	8.6	WTD. AVG. BASE	276.88		
					1,400.00	1220	30.6				
ZINFANDEL (Cont'd)	650.00	0605	308.0		1,475.00	0010	24.5				
	650.00	1230	2.0		1,500.00	0010	5.8	WINE GRAPES (RED)			
	650.00	7065	150.7		1,500.00	1230	16.5				
	700.00	1325	.4		1,500.00	1410	.3	ALICANTE	1,153.85	0010	.7
	700.00	1455	3.9		1,500.00	1489	6.4	BOUSCHET			
	750.00	1220	2.9		1,550.00	1095	11.4	WTD. AVG. BASE	1,153.85		
	765.94	1020	2.8		1,600.00	0010	128.8				
	800.00	0010	8.8		1,600.00	1205	18.2	CABERNET	550.00	0010	23.4
	800.00	0870	1.1		1,600.00	1220	31.5	SAUVIGNON	650.00	7085	906.4
	800.00	1030	1.7		1,606.97	0010	16.6		750.00	7759	35.4
	800.00	1205	20.2		1,800.00	0010	37.1		800.00	0010	219.6
	800.00	1220	1.8						800.00	7590	169.2
	850.00	1390	23.7	WTD. AVG. BASE	734.20				1,000.00	0010	.6
	900.00	0010	21.5								
	900.00	1020	4.5	OTHER RED	200.00	0010	.1	WTD. AVG. BASE	694.09		
	900.00	1220	15.1		850.00	0990	15.5				
	900.00	1315	10.1		1,300.00	6280	5.7	CARIGNANE	450.00	1020	28.1
	900.00	7028	160.0						450.00	3381	43.4
	900.00	7040	1.8	WTD. AVG. BASE	967.37				450.00	7028	38.0
	934.69	1030	16.1								
	950.00	0010	26.5								
	950.00	0870	6.6								
	975.00	1489	4.0								
	1,000.00	0010	43.5								
	1,000.00	0250	1.9	DISTRICT 5							
	1,000.00	0870	2.6								
	1,000.00	1095	14.5								
	1,000.00	1205	54.3								
	1,000.00	1230	10.6								
	1,000.00	1315	.4								
	1,000.00	1390	15.9	WINE GRAPES (WHITE)							
	1,000.00	6220	5.9	CHARDONNAY	700.00	7502	475.2	GAMAY (NAPA)	350.00	0010	204.8
	1,000.00	7252	8.0		850.00	7480	103.6		500.00	0825	8.5
	1,000.00	7288	63.9		900.00	1020	19.4		600.00	0010	360.3
	1,000.00	7290	30.0		900.00	7085	425.6		600.00	4985	157.6
	1,000.00	7468	53.5		900.00	7502	536.1		650.00	6450	22.2
	1,000.00	7794	53.9		950.00	0010	2,201.5	WTD. AVG. BASE	532.39		
	1,021.45	0010	10.1		1,000.00	7256	24.3				
	1,040.00	1489	11.0		1,000.00	7441	10.6	MERLOT	1,000.00	7085	90.8
	1,050.00	0010	55.5		1,000.00	7794	102.7		1,300.00	0010	493.4
	1,050.00	1205	4.4		1,100.00	5080	14.8		1,400.00	7759	151.7
	1,100.00	0010	4.0		1,200.00	7441	11.1				
	1,100.00	1205	20.3		1,200.00	7759	42.4	WTD. AVG. BASE	1,283.60		
	1,100.00	1220	18.6		1,400.00	0010	19.2				
	1,100.00	1585	.5	WTD. AVG. BASE	913.10						
	1,115.00	6848	40.3								
	1,150.00	0010	149.3	CHENIN BLANC	300.00	0560	32.3	PETITE SIRAH	650.00	5080	12.3
	1,150.00	1020	45.7		350.00	2960	129.5		750.00	0010	38.7
	1,150.00	1230	3.4		500.00	5138	13.7	WTD. AVG. BASE	725.88		
	1,200.00	0010	61.0								
	1,200.00	0870	12.9	WTD. AVG. BASE	352.51			PINOT NOIR	700.00	0010	121.3
	1,200.00	1095	37.3								
	1,200.00	1220	12.3	FRENCH COLOMBARD	225.00	0680	75.4	WTD. AVG. BASE	700.00		
	1,200.00	1415	.5		425.00	5150	152.0				
	1,200.00	7343	13.8								
	1,200.00	8260	43.3	WTD. AVG. BASE	358.69			SANGIOVETO/ SANGIOVESE	1,000.00	0010	2.6
	1,228.60	0010	18.3						1,600.00	0010	8.9
	1,250.00	0010	64.4					WTD. AVG. BASE	1,464.35		
	1,250.00	1390	13.9	GRAY RIESLING	350.00	2761	3.1				
	1,250.00	1489	7.1					SYRAH/FRENCH SYRAH-SHIRAZ	430.00	0010	2.5
	1,250.00	6848	13.8	WTD. AVG. BASE	350.00						
	1,250.00	7252	.9					WTD. AVG. BASE	430.00		
	1,300.00	0010	17.6	SAUVIGNON BLANC	300.00	3390	45.8	ZINFANDEL	500.00	0010	121.0
	1,300.00	1095	5.5		350.00	7085	176.5		600.00	2352	586.9
	1,300.00	1489	29.7		450.00	7095	868.8		800.00	0010	8.3
	1,300.00	6280	1.6		500.00	0010	134.3		1,200.00	0010	16.7
	1,333.33	0010	15.5	WTD. AVG. BASE	435.47						
	1,350.00	0010	12.8					WTD. AVG. BASE	599.43		
	1,350.00	1095	16.2								

(Continued)

TABLE 8.

**BASE PRICE PAID TO GROWERS FOR GRAPES CRUSHED, DELIVERED TO CALIFORNIA PROCESSORS
FROM THE 1995 CROP, WITH BRIX FACTORS AND PURCHASED TONNAGE, BY TYPE,
VARIETY, REPORTING DISTRICT WHERE GROWN, AND WEIGHTED AVERAGE BASE PRICE (Cont'd)**

Variety	* Base * Price	* Brix * Factors	* * Tons	Variety	* Base * Price	* Brix * Factors	* * Tons	Variety	* Base * Price	* Brix * Factors	* * Tons
	Dollars Per Ton	Code a/			Dollars Per Ton	Code a/			Dollars Per Ton	Code a/	
DISTRICT 6				PINOT GRIS	1,000.00	0010	2.9	CABERNET SAUVIGNON	1,200.00	1410	14.3
WINE GRAPES (WHITE)				WTD. AVG. BASE	1,000.00			(Cont'd)	1,300.00	0010	22.7
CHARDONNAY	900.00	0010	211.8	SAUVIGNON BLANC	300.00	0605	4.2		1,300.00	1410	12.2
	900.00	1205	3.1		400.00	0010	13.6		1,400.00	0010	5.0
	950.00	0010	128.4		475.00	0010	4.8		1,400.00	1410	.5
	950.00	1205	3.6		500.00	0010	1.8		1,450.00	1020	9.0
	975.00	0010	8.2		575.00	0010	8.9		1,500.00	0010	2.5
	1,000.00	1205	92.3		700.00	3100	.4		1,574.00	0010	5.1
	1,000.00	1325	21.4		1,400.00	1020	.6		1,574.00	1020	4.7
	1,001.19	6430	96.6	WTD. AVG. BASE	469.90				1,574.00	5105	8.0
	1,100.00	0010	114.1						1,600.00	0010	3.2
	1,100.00	7759	111.2	SEMILLON	650.00	1205	12.7		1,600.00	1020	.3
	1,200.00	0010	5.3		750.00	1020	3.1		1,600.00	1020	.8
	1,200.00	0880	21.7		765.50	1205	1.7		1,625.00	0010	.8
	1,200.00	1215	2.5		1,200.00	0010	.4		1,650.00	1020	1.8
	1,250.00	0880	6.0		1,400.00	1020	.3		1,650.00	1205	11.6
	1,250.00	1215	6.4		1,400.00	1205	1.5		1,750.00	0010	2.1
	1,250.00	1220	24.1	WTD. AVG. BASE	755.40				1,800.00	0010	25.6
	1,250.00	1325	22.0						1,800.00	1215	5.0
	1,250.00	7759	580.1	ST. EMLION (UNGI BLANC)	165.76	0010	21.0		1,800.00	1220	2.0
	1,400.00	1215	2.0	WTD. AVG. BASE	165.76				1,866.88	0010	41.5
	1,500.00	0010	38.4	SYLVANER	350.00	3106	1.9		2,000.00	0010	3.6
	1,500.00	1020	1.3	WTD. AVG. BASE	350.00						
	1,500.00	1205	3.0	VIOGNIER	600.00	0010	1.9	WTD. AVG. BASE	1,246.24		
	1,500.00	1215	2.0		650.00	0010	1.3	CARIGNANE	262.50	0605	105.6
	1,585.00	0010	2.9		1,600.00	7759	6.0		300.00	0010	57.3
	1,600.00	0010	1.0						300.00	1205	15.7
	1,600.00	0880	5.5	WTD. AVG. BASE	600.00				350.00	0010	2.2
	1,600.00	1020	6.3	OTHER WHITE	475.00	0010	4.2		400.00	0010	122.1
	1,600.00	1215	16.3		650.00	0010	3.3		450.00	0010	14.8
	1,650.00	1020	.5	WTD. AVG. BASE	552.00				450.00	1205	35.0
	1,650.00	1205	1.1						500.00	0010	8.3
	1,650.00	5105	18.7						500.00	1205	15.4
	1,725.00	1020	2.8						525.00	1190	17.2
	1,785.00	0010	4.0						550.00	7115	2.4
	1,800.00	1215	6.9						600.00	0010	3.1
	1,850.00	0010	29.6						600.00	1020	2.6
	2,200.00	1215	.8						650.00	0010	6.1
WTD. AVG. BASE	1,157.45								800.00	1215	8.1
CHENIN BLANC	400.00	0010	10.8	WINE GRAPES (RED)							
	410.00	5138	89.7	ALICANTE	675.00	0010	2.7	CINSAULT	600.00	0010	3.9
WTD. AVG. BASE	408.93			BOUSCHET	950.00	1020	1.2		650.00	0010	1.2
FRENCH COLOMBARD	325.00	0010	3.4	WTD. AVG. BASE	759.62			WTD. AVG. BASE	611.76		
WTD. AVG. BASE	325.00			BARBERA	720.00	0010	11.3	GAMAY (NAPA)	600.00	4983	61.3
GEWURZTRAMNER	650.00	0010	5.1	WTD. AVG. BASE	720.00			WTD. AVG. BASE	600.00		
	750.00	1010	3.7	CABERNET FRANC	1,347.63	0010	4.3	GRENADE	1,000.00	0010	3.7
WTD. AVG. BASE	692.05				1,400.00	1390	1.5	WTD. AVG. BASE	1,000.00		
GRAY RIESLING	300.00	0010	49.2		1,574.00	1020	1.9	MATARO	750.00	7115	6.4
WTD. AVG. BASE	300.00				1,650.00	1205	3.1		1,500.00	0010	30.9
MARSANNE	1,000.00	0010	10.1	WTD. AVG. BASE	1,481.52				1,500.00	7115	4.4
WTD. AVG. BASE	1,000.00			CABERNET SAUVIGNON	700.00	0010	25.7	MERLOT	650.00	0010	5.1
MUSCAT OF ALEXANDRIA	475.00	0010	1.1		800.00	0010	43.3		800.00	0010	5.9
WTD. AVG. BASE	475.00				800.00	1205	2.6		1,000.00	0010	12.0
PALOMINO/GOLDEN CHASSELAS	175.00	0605	75.7		800.00	1215	22.8		1,000.00	1390	2.2
	375.00	0010	2.1		850.00	0010	31.0		1,049.90	6430	326.0
	600.00	1020	.7		850.00	1220	1.8		1,100.00	0010	3.4
WTD. AVG. BASE	184.14				900.00	0010	19.6		1,150.00	1020	5.9
					900.00	1020	.9		1,150.00	1335	2.0
					1,000.00	1410	.7		1,200.00	1010	4.8
					1,150.00	0010	7.4		1,250.00	1020	12.1

(Continued)

TABLE 8.

**BASE PRICE PAID TO GROVERS FOR GRAPES CRUSHED, DELIVERED TO CALIFORNIA PROCESSORS
FROM THE 1995 CROP, WITH BRIX FACTORS AND PURCHASED TONNAGE, BY TYPE,
VARIETY, REPORTING DISTRICT WHERE GROWN, AND WEIGHTED AVERAGE BASE PRICE (Cont'd)**

Variety	* Base * Price	* Brix * Factors	* * Tons	* * Variety	* Base * Price	* Brix * Factors	* * Tons	* * Variety	* Base * Price	* Brix * Factors	* * Tons
	Dollars Per Ton	Code a/			Dollars Per Ton	Code a/			Dollars Per Ton	Code a/	
DISTRICT 7 (Cont'd)				SAUVIGNON BLANC	350.00	1260	11.5				
FRENCH COLOMBARD	300.00	0840	212.1		550.00	0010	187.8	BARBERA	1,600.00	0010	11.9
	450.00	0010	194.6		575.00	0010	45.5				
	450.00	7065	64.2		600.00	0010	95.0	WTD. AVG. BASE	1,600.00		
WTD. AVG. BASE	382.44				635.18	3205	268.6				
GEVURZTRAMNER	500.00	0010	19.7		650.00	0010	129.8	CABERNET FRANC	813.07	1010	139.0
	560.00	0010	19.7		650.00	1205	5.0		850.00	1010	3.4
	575.00	5165	35.1		652.38	0010	381.9		850.00	7065	216.7
	589.47	0010	306.2		675.00	0010	22.5		900.00	0010	27.9
	609.69	3280	37.7		705.69	4830	477.8		934.14	7030	24.1
	650.00	0985	213.1		750.00	1205	12.2		950.00	7759	58.6
	750.00	0010	47.7		750.00	6145	79.6		975.00	0010	23.6
	750.00	0280	6.6		800.00	0010	367.7		1,500.00	1390	2.0
	775.00	1020	14.9		800.00	1220	1.0	WTD. AVG. BASE	866.96		
	800.00	0010	9.1	WTD. AVG. BASE	800.00	6145	22.5				
	900.00	0010	9.4		1,000.00	0010	23.6	CABERNET SAUVIGNON	550.00	0605	23.2
	900.00	1010	10.3		1,000.00	0860	25.5		653.02	0010	753.0
	900.00	1315	2.7		1,000.00	1010	37.0		700.00	1180	2.0
WTD. AVG. BASE	632.03			SEMILLON	500.00	1180	46.5		700.00	1205	38.8
GRAY RIESLING	450.00	0010	135.5		650.00	1010	3.7		760.00	7466	146.0
WTD. AVG. BASE	450.00			WTD. AVG. BASE	511.06				800.00	1205	82.6
INZOLIA	1,200.00	0010	1.5						825.00	0010	687.6
WTD. AVG. BASE	1,200.00			VIOGNIER	1,600.00	0010	31.1		846.55	6430	406.5
MALVASIA BIANCA	650.00	0010	103.6		2,000.00	0010	9.0		850.00	1205	69.9
	650.00	0975	38.8						850.00	1220	5.1
	651.40	0010	68.3						850.00	7065	435.1
	750.00	1010	10.0						867.43	1010	528.6
WTD. AVG. BASE	654.96			WTD. AVG. BASE	1,689.78				875.00	0010	217.8
MARSANNE	1,200.00	1010	1.3						875.00	7065	65.3
WTD. AVG. BASE	1,200.00			WHITE RIESLING	475.00	0010	154.6		900.00	0010	493.6
MUSCAT BLANC/ MUSCAT CANELLI	492.51	3280	179.3		492.51	2330	96.9		900.00	7065	831.9
	587.40	3115	16.3		500.00	0010	15.6		900.00	7125	57.7
	650.00	0010	99.0		514.16	0010	457.6		925.00	0010	45.9
	650.00	0195	22.0		531.25	0010	.8		925.00	7125	145.0
	800.00	3115	4.2		550.00	0010	11.6		932.00	7252	46.7
WTD. AVG. BASE	560.76				550.00	0010	11.6		940.00	7065	790.3
MUSCAT ORANGE	1,300.00	1010	1.9		566.03	2330	282.5		942.79	7030	2,514.6
	1,600.00	0010	17.8		600.00	0010	162.1		950.00	0010	102.5
WTD. AVG. BASE	1,571.07				600.00	0710	8.0		950.00	1205	149.1
PINOT BLANC	483.49	0860	310.7		600.00	0990	12.9		975.00	7373	459.7
	539.27	3280	105.4		600.00	1010	2.3		1,000.00	0010	8.2
	700.00	0010	153.8		600.00	1065	3.0		1,000.00	7759	42.6
	700.00	1095	89.9		600.00	3113	87.1		1,050.00	7065	477.0
	750.00	0010	8.4		625.00	0010	330.8		1,086.93	0010	809.0
	750.00	1205	5.6		625.00	0830	44.2		1,100.00	0010	43.0
	800.00	0010	227.2		650.00	0010	188.4		1,100.00	1020	1.1
	800.00	1010	29.7		650.00	1095	65.3		1,100.00	7065	487.6
	850.00	1220	22.2		650.00	6145	1,190.5		1,100.00	7759	37.8
WTD. AVG. BASE	644.09				650.00	7759	45.2		1,150.37	7030	606.7
PINOT GRIS	1,000.00	0010	3.1		660.00	4322	247.2		1,500.00	1410	.4
WTD. AVG. BASE	1,000.00				700.00	0010	11.3		1,600.00	0010	65.5
					747.00	0010	62.7				
					750.00	0010	52.4	WTD. AVG. BASE	932.39		
					754.75	1442	25.6				
					800.00	1496	.6	CARIGNANE	950.00	1420	3.4
					900.00	1315	9.8				
				WTD. AVG. BASE	612.07			WTD. AVG. BASE	950.00		
								EARLY BURGUNDY	438.40	0010	27.0
				OTHER WHITE	1,000.00	0010	.5				
					1,200.00	0010	2.4	WTD. AVG. BASE	438.40		
					1,300.00	0010	1.2				
					1,400.00	0010	6.0	GAMAY (NAPA)	487.35	4865	219.1
					1,500.00	0010	5.0		562.34	0010	253.5
				WTD. AVG. BASE	1,380.13				575.00	4865	274.2
									900.00	0010	2.2
									925.00	0010	77.0
									925.00	4865	111.4
								WTD. AVG. BASE	622.20		

(Continued)

TABLE 8.

**BASE PRICE PAID TO GROWERS FOR GRAPES CRUSHED, DELIVERED TO CALIFORNIA PROCESSORS
FROM THE 1995 CROP, WITH BRIX FACTORS AND PURCHASED TONNAGE, BY TYPE,
VARIETY, REPORTING DISTRICT WHERE GROWN, AND WEIGHTED AVERAGE BASE PRICE (Cont'd)**

Variety	* Base * Price	* Brix * Factors	* * Tons	* * Variety	* Base * Price	* Brix * Factors	* * Tons	* * Variety	* Base * Price	* Brix * Factors	* * Tons
	Dollars Per Ton	Code a/			Dollars Per Ton	Code a/			Dollars Per Ton	Code a/	
DISTRICT 7 (Cont'd)				PINOT NOIR (Cont'd)	900.00	7065	272.4	OTHER RED (Cont'd)	1,200.00	0010	10.0
					900.00	7759	27.7		1,250.00	0010	21.8
					925.00	1020	24.5		1,400.00	0010	52.6
					950.00	0010	116.0		1,500.00	0010	7.3
GAMAY BEAUJOLAIS	450.00	0010	55.1		1,000.00	0010	36.7		1,600.00	0010	2.6
	529.88	1000	344.0		1,000.00	1215	46.6	WTD. AVG. BASE	1,314.05		
	750.00	1010	5.3		1,000.00	1220	10.2				
	800.00	1000	46.6		1,000.00	1453	5.8				
WTD. AVG. BASE	550.62				1,050.00	0010	230.5				
					1,050.00	7065	71.6				
					1,100.00	0010	85.2	DISTRICT 8			
GRENACHE	700.00	1230	1.6		1,150.00	0010	44.2				
	750.00	0010	.9		1,200.00	0010	14.1				
	750.00	7065	33.1		1,200.00	1220	13.5				
	925.00	0010	146.4		1,200.00	7759	8.4				
WTD. AVG. BASE	890.33				1,250.00	1220	41.0	WINE GRAPES (WHITE)			
					1,300.00	7759	3.4	CHARDONNAY	725.00	0010	277.1
					1,400.00	0010	2.0		738.00	1205	499.7
MERLOT	1,000.00	1400	45.0		1,433.00	0010	9.8		738.03	0010	503.6
	1,000.00	5105	53.1		1,500.00	0010	26.8		750.00	1010	1.5
	1,050.00	1470	1.0		1,700.00	0010	29.5		800.00	1020	1.6
	1,082.04	0010	157.9						850.00	0010	62.7
	1,086.93	0010	668.4	WTD. AVG. BASE	866.03				857.00	0010	150.0
	1,105.78	7030	144.3						875.00	0010	227.5
	1,150.00	0010	16.4	REFOSCO/MNDEUSE	900.00	0010	55.1		900.00	0010	18.4
	1,150.00	1020	21.6		1,000.00	0010	.9		900.00	0880	12.2
	1,193.62	7030	139.1						900.00	1020	25.9
	1,200.00	1020	4.6	WTD. AVG. BASE	901.61				925.00	0010	33.9
	1,200.00	7065	29.3						950.00	1095	37.6
	1,300.00	1205	328.6	RUBY CABERNET	550.00	1010	42.5		975.00	0010	224.3
	1,300.00	1220	5.4						1,000.00	0010	1,349.7
	1,300.00	7065	116.4	WTD. AVG. BASE	550.00				1,000.00	1205	10.3
	1,302.00	1020	23.6						1,000.00	1220	13.6
	1,400.00	0010	26.4	SANGIOVETO/ SANGIOVESE	1,100.00	0010	22.0		1,000.00	8108	18.8
	1,400.00	7125	17.8		1,600.00	0010	20.0		1,000.00	8233	9.3
	1,400.00	0010	7.6	WTD. AVG. BASE	1,338.10				1,020.00	0010	104.5
	1,400.00	1010	15.5						1,020.00	1020	20.0
WTD. AVG. BASE	1,165.70			SOUZAO	650.00	0010	8.6		1,032.19	0010	19.8
									1,036.31	1215	147.8
NEBBIOLO	1,000.00	0010	8.6	WTD. AVG. BASE	650.00				1,037.77	0010	710.0
	1,400.00	0010	14.5						1,050.00	0010	457.6
WTD. AVG. BASE	1,251.08			SYRAH/FRENCH SYRAH-SHIRAZ	1,000.00	0010	86.9		1,050.00	1205	128.0
					1,000.00	1220	3.4		1,060.00	7466	2,074.6
					1,000.00	1330	10.0		1,100.00	0010	381.7
PETITE SIRAH	275.00	0010	23.8		1,050.00	0010	22.7		1,100.00	1020	4.2
	600.00	7065	356.5		1,050.00	7065	23.4		1,100.00	1205	155.7
	750.00	0010	109.4		1,100.00	0010	46.0		1,100.00	7030	71.4
	750.00	7065	205.0		1,200.00	0010	4.5		1,100.41	0010	998.1
	800.00	0010	53.7		1,400.00	1220	3.2		1,121.68	0010	23.3
WTD. AVG. BASE	667.03			WTD. AVG. BASE	1,045.40				1,149.00	7252	122.6
									1,150.00	0010	24.8
PFEFFER CABERNE	1,050.00	1325	2.0	ZINFANDEL	400.00	0010	4.2		1,150.00	1095	245.9
					450.00	0460	400.0		1,150.00	1205	3.0
WTD. AVG. BASE	1,050.00				500.00	0010	23.3		1,150.00	7830	66.4
					512.26	0010	405.6		1,172.69	0010	26.2
PINOT NOIR	550.00	1205	71.2		525.00	0460	49.9		1,200.00	0010	179.8
	595.05	1000	246.5		550.00	0435	148.5		1,200.00	0670	15.4
	696.64	1010	116.5		550.00	1020	1.5		1,200.00	1080	805.1
	750.00	0010	609.0		614.72	1010	180.6		1,200.00	1095	200.1
	750.00	1010	4.6		622.56	0010	403.5		1,200.00	7357	9.4
	759.67	3280	60.4		650.00	0435	393.4		1,205.00	0010	20.2
	800.00	0010	20.6		800.00	7065	21.2		1,214.73	0010	281.5
	800.00	0860	3.2		850.00	1020	4.0		1,228.00	1020	8.1
	800.00	1020	.7		850.00	1445	2.0		1,228.23	1020	36.7
	800.00	7553	70.8		950.00	0010	433.8		1,230.00	1330	5.5
	804.21	1010	39.8		1,000.00	0010	210.7		1,250.00	0010	281.5
	810.00	7466	266.3	WTD. AVG. BASE	669.04				1,250.00	1095	57.3
	850.00	0010	64.2						1,250.00	1330	3.3
	850.00	1390	21.4	OTHER RED	1,000.00	7065	12.6		1,250.00	1400	5.0
	850.00	7288	84.8		1,100.00	0010	.6		1,250.00	7759	17.6
	875.00	1400	31.0						1,268.57	0010	33.8
	900.00	0010	370.4								

(Continued)

TABLE 8.

**BASE PRICE PAID TO GROWERS FOR GRAPES CRUSHED, DELIVERED TO CALIFORNIA PROCESSORS
FROM THE 1995 CROP, WITH BRIX FACTORS AND PURCHASED TONNAGE, BY TYPE,
VARIETY, REPORTING DISTRICT WHERE GROWN, AND WEIGHTED AVERAGE BASE PRICE (Cont'd)**

Variety	* Base * Price	* Brix * Factors	* * Tons	* * Variety	* Base * Price	* Brix * Factors	* * Tons	* * Variety	* Base * Price	* Brix * Factors	* * Tons
	Dollars Per Ton	Code a/			Dollars Per Ton	Code a/			Dollars Per Ton	Code a/	
DISTRICT 8 (Cont'd)				CABERNET SAUVIGNON (Cont'd)	925.00	0010	86.4	MERLOT (Cont'd)	1,250.00	0010	225.2
CABERNET FRANC (Cont'd)	875.00	0010	3.9		936.00	0010	78.1		1,250.00	1458	2.8
	900.00	0010	1.0		947.74	0010	241.4		1,287.50	0010	82.6
	1,000.00	0010	33.3		947.74	1205	745.7		1,300.00	1095	68.4
	1,000.00	1020	8.4		950.00	0010	124.6		1,300.00	1205	148.9
	1,020.00	1315	2.9		950.00	1020	41.2		1,300.00	1410	.3
	1,120.00	0010	7.9		950.00	1095	44.0		1,325.00	0010	38.1
	1,200.00	0010	18.9		950.00	1205	348.2		1,400.00	0010	115.4
	1,200.00	1010	5.7		950.00	1458	9.2		1,400.00	0250	5.9
	1,200.00	1330	6.0		950.00	1458	9.2		1,400.00	0990	7.9
	1,200.00	7030	1.1		950.00	7065	93.0		1,400.00	1010	3.0
	1,350.00	1220	3.0		1,000.00	0010	23.7		1,400.00	1020	2.0
	1,400.00	0010	2.0		1,000.00	1400	21.0		1,400.00	1205	307.6
	1,400.00	1010	2.7		1,000.00	1420	4.4		1,400.00	1410	2.2
WTD. AVG. BASE	891.31				1,000.00	7806	191.3		1,400.00	8203	4.3
					1,010.00	1410	20.3		1,425.00	0010	108.6
CABERNET SAUVIGNON	450.00	0010	61.3		1,036.81	0010	472.9		1,439.00	0010	18.9
	613.00	1205	570.7		1,046.47	0010	383.8		1,450.00	5105	15.8
	620.00	1205	74.0		1,050.00	0010	131.1		1,500.00	0010	231.2
	675.00	0010	77.4		1,060.00	1205	14.6		1,500.00	1020	9.4
	700.00	0010	23.0		1,060.37	0010	14.7		1,500.00	1420	3.0
	700.00	1010	1.0		1,125.00	0010	23.5		1,500.00	7759	50.7
	700.00	1020	91.2		1,150.00	0010	20.0		1,600.00	0010	78.5
	700.00	1335	6.6		1,160.00	0010	481.9		1,650.00	1315	3.5
	700.00	7795	279.1	WTD. AVG. BASE	1,200.00	0010	107.9		1,800.00	0010	5.9
	700.00	8207	121.2		1,200.00	1010	21.9		1,800.00	7759	23.1
	700.00	8218	163.4		1,400.00	1410	6.0	WTD. AVG. BASE	1,302.94		
	700.00	8233	272.8	DOLCETTO	800.00	0010	6.4	MOUVEDRE	742.00	0010	8.6
	725.00	8218	367.4		800.00	0210	2.6		850.00	0010	11.6
	725.00	8233	201.8		800.00	0870	6.0		900.00	0010	20.5
	750.00	0010	379.4		800.00	1020	8.8		900.00	1010	9.4
	750.00	0990	5.4	WTD. AVG. BASE	800.00				900.00	1410	2.0
	750.00	1205	564.3						900.00	1420	3.4
	750.00	6138	136.8	GAMAY (NAPA)	550.00	0010	24.6		1,000.00	0010	1.4
	750.00	7065	39.3		550.00	0825	16.6		1,100.00	0010	1.1
	760.00	7466	2,224.7		575.00	0010	20.0	WTD. AVG. BASE	1,200.00	1390	3.0
	771.00	0010	48.4		600.00	0537	5.8				
	775.00	0010	2.7		600.00	4170	55.1				
	779.00	0010	97.4		600.00	5138	142.2	MUSCAT HAMBURG	600.00	0010	.8
	780.00	0010	61.9		606.23	0010	282.9				
	800.00	0010	119.6		625.00	0990	44.8	WTD. AVG. BASE	600.00		
	800.00	0215	48.2		640.00	0925	109.0				
	800.00	1010	3.7		640.00	6380	96.4	NEBBIOLO	500.00	0010	.4
	800.00	1020	20.8		650.00	0010	12.6		800.00	0870	6.8
	800.00	1095	18.3		650.00	0985	26.3		1,000.00	0870	.3
	800.00	1315	45.5		700.00	0010	7.0		1,000.00	1220	4.5
	825.00	0010	495.6	WTD. AVG. BASE	613.26				1,073.53	0010	.9
	825.00	1095	140.7					WTD. AVG. BASE	884.20		
	825.00	1205	167.8	GRENADE	656.00	0010	8.5	PETITE SIRAH	470.00	1205	166.5
	825.00	7065	45.0		1,000.00	0010	1.1		638.00	0010	19.0
	825.00	7125	48.0		1,200.00	1400	1.8		650.00	0010	14.4
	825.00	7275	196.6						650.00	8228	21.5
	830.00	0010	8.8	WTD. AVG. BASE	775.09				700.00	0010	63.7
	836.70	1215	10.4						700.00	0270	26.7
	850.00	0010	386.5	MALBEC	1,500.00	0010	.6		700.00	1020	5.1
	850.00	1330	1.8						700.00	1220	3.0
	850.00	8207	39.1	WTD. AVG. BASE	1,500.00				700.00	1410	42.9
	854.33	0010	86.8						725.00	0010	6.6
	857.00	0010	143.8	MERLOT	950.00	0010	36.5		750.00	1410	6.8
	875.00	0010	11.5		1,000.00	0010	96.8		800.00	0010	47.3
	892.19	0010	29.7		1,000.00	1492	8.9		850.00	1410	6.0
	900.00	0010	590.0		1,013.00	1205	161.5				
	900.00	1020	4.7		1,040.00	1410	24.8	WTD. AVG. BASE	618.20		
	900.00	1085	169.1		1,150.00	0010	39.0				
	900.00	1095	59.7		1,157.23	0010	109.6	PETITE VERDOT	1,073.53	0010	.1
	900.00	1205	116.9		1,200.00	0010	224.4				
	900.00	1410	1.1		1,200.00	1020	5.8	WTD. AVG. BASE	1,073.53		
	900.00	7065	81.2		1,200.00	1325	.8				
	900.00	7252	22.8		1,214.86	0010	16.9				
	900.00	8218	111.0								

(Continued)

TABLE 8.

**BASE PRICE PAID TO GROWERS FOR GRAPES CRUSHED, DELIVERED TO CALIFORNIA PROCESSORS
FROM THE 1995 CROP, WITH BRIX FACTORS AND PURCHASED TONNAGE, BY TYPE,
VARIETY, REPORTING DISTRICT WHERE GROWN, AND WEIGHTED AVERAGE BASE PRICE (Cont'd)**

<u>Variety</u>	<u>* Base Price</u>	<u>* Brix Factors</u>	<u>* Tons</u>	<u>* Variety</u>	<u>* Base Price</u>	<u>* Brix Factors</u>	<u>* Tons</u>	<u>* Variety</u>	<u>* Base Price</u>	<u>* Brix Factors</u>	<u>* Tons</u>	
	Dollars Per Ton	Code a/			Dollars Per Ton	Code a/			Dollars Per Ton	Code a/		
DISTRICT 8 (Cont'd)				SYRAH/FRENCH SYRAH SHIRAZ (Cont'd)				DISTRICT 9				
PINOT NOIR	420.00	1205	125.8		1,000.00	0010	33.1					
	750.00	0010	7.5		1,000.00	1020	9.9					
	750.00	1215	3.7		1,020.00	1330	6.1					
	800.00	0010	.5		1,050.00	0010	2.1					
	800.00	1020	.4		1,074.05	0010	67.0	FLAME TOKAY	160.00	0605	22.5	
	800.00	1325	.4		1,147.95	0010	4.9					
	882.27	0010	4.3		1,200.00	0010	22.1	WTD. AVG. BASE	160.00			
	900.00	0010	2.1		1,200.00	1325	6.7					
	900.00	1205	.7		1,200.00	1410	3.5					
	950.00	1020	20.7		1,200.00	7795	24.1					
	950.00	1220	12.5		1,216.00	1315	5.8					
	960.56	0010	3.0		1,230.50	0010	16.1	CHARDONNAY	350.00	7480	98.3	
1,000.00	0010	11.5			1,250.00	0010	19.5		500.00	1190	316.8	
1,000.00	1080	48.2			1,300.00	0010	6.2		562.00	0010	1,171.2	
1,000.00	1410	6.5			1,400.00	0010	8.0		595.00	7475	187.8	
1,010.00	1325	5.4			1,400.00	1458	2.0		680.83	0010	120.8	
1,046.00	0010	4.1			1,470.80	0010	39.5		700.00	0010	38.8	
1,050.00	0010	3.2			1,564.82	0010	17.3		700.00	1080	79.5	
1,098.54	0010	10.0		WTD. AVG. BASE	1,565.00	0010	26.9		700.00	1310	45.9	
1,098.54	1370	2.2			1,565.15	0010	11.7		735.00	0925	100.7	
1,099.00	0010	2.6		ZINFANDEL					750.00	0210	258.6	
1,100.00	0560	20.1			438.00	0630	2,459.7		800.00	1080	137.0	
1,100.00	0860	4.8			450.00	0010	1,342.4		800.00	7030	81.6	
1,200.00	0010	59.8			475.00	0010	25.3		900.00	0010	443.7	
1,200.00	0250	.9			475.00	0560	71.6		900.00	1205	9.4	
1,250.00	0010	36.3			475.00	0560	71.6		1,000.00	0010	7.9	
1,300.00	0010	51.9			480.00	0010	401.7		1,000.00	1205	488.4	
1,300.00	1020	6.4			482.71	1220	53.0		1,200.00	1205	4.2	
1,300.00	1030	8.4			482.71	1220	53.0					
1,339.29	7290	35.2			496.33	0010	504.8		WTD. AVG. BASE	699.58		
1,345.00	1410	4.0			500.00	0010	11.3					
1,350.00	0010	84.9			503.73	0010	1,347.8		CHENIN BLANC	200.00	0010	92.9
1,350.00	1010	3.4			510.00	2275	365.8			200.00	2573	494.5
1,373.97	0880	22.9			550.00	0010	178.6			375.00	0935	129.2
1,400.00	0010	56.6			550.00	2135	80.4		WTD. AVG. BASE	231.55		
1,400.00	0250	9.8			571.00	0585	14.4					
1,400.00	0560	4.7			576.30	1220	21.3		FRENCH COLOMBARD	165.00	3310	2,288.5
1,400.00	1215	9.2			600.00	0010	75.2					
1,400.00	1220	34.3			620.00	0680	24.9		WTD. AVG. BASE	165.00		
1,400.00	1390	5.7			641.00	0010	292.5					
1,400.00	7288	86.4			700.00	0010	3.5		MUSCAT BLANC/ MUSTCAT CANELLI	400.00	0010	1.6
1,400.00	7347	4.8			750.00	1410	26.3			550.00	1085	2.7
1,400.00	7357	2.1			800.00	0010	41.1					
1,450.00	0010	26.2			800.00	1010	1.5		WTD. AVG. BASE	494.19		
1,450.00	1020	1.8			800.00	1030	7.5					
1,450.00	1410	5.4			800.00	1325	2.2		SAUVIGNON BLANC	300.00	0010	69.2
1,460.00	0010	21.7			850.00	0010	47.4			400.00	0010	44.3
1,500.00	0010	10.1			850.00	0990	3.0			400.00	6160	99.5
1,540.00	1020	1.4			875.00	0010	56.8			950.00	1205	4.0
1,620.00	0010	3.0			900.00	0010	115.9		WTD. AVG. BASE	378.25		
1,620.00	1370	2.1			900.00	1420	4.9					
1,650.00	1020	.7			950.00	0010	103.1		SYMPHONY	275.00	0010	194.4
					950.00	1443	12.0					
					950.00	7065	94.7		WTD. AVG. BASE	275.00		
					975.00	1010	14.6					
					1,000.00	0010	116.3		WHITE RIESLING	500.00	0915	33.1
WTD. AVG. BASE	1,155.12				1,000.00	1010	23.2			950.00	0900	.8
					1,000.00	1205	56.1		WTD. AVG. BASE	510.62		
SANGIOVETO/ SANGIOVESE	500.00	0010	4.6		1,000.00	1425	3.0					
	800.00	0010	5.6		1,000.00	7794	44.3					
	800.00	0870	16.2		1,100.00	0010	26.0					
	900.00	1020	2.8		1,100.00	1010	7.5					
	1,000.00	0010	4.7		1,130.00	1410	.7					
	1,600.00	0010	2.3						WINE GRAPES (RED)			
WTD. AVG. BASE	846.41								CABERNET FRANC	1,000.00	0010	3.7
SYRAH/FRENCH SYRAH SHIRAZ	900.00	0010	4.6		WTD. AVG. BASE	525.42						
	900.00	1010	10.4						WTD. AVG. BASE	1,000.00		
	900.00	1390	.7		OTHER RED	742.00	0010	12.0				
	900.00	1420	6.0						CABERNET SAUVIGNON	525.00	0010	2.7
	900.00	1485	1.5		WTD. AVG. BASE	742.00				525.00	7365	209.7
	987.50	0010	5.4							553.10	0010	150.5

(Continued)

TABLE 8.

**BASE PRICE PAID TO GROWERS FOR GRAPES CRUSHED, DELIVERED TO CALIFORNIA PROCESSORS
FROM THE 1995 CROP, WITH BRIX FACTORS AND PURCHASED TONNAGE, BY TYPE,
VARIETY, REPORTING DISTRICT WHERE GROWN, AND WEIGHTED AVERAGE BASE PRICE (Cont'd)**

Variety	* Base * Price	* Brix * Factors	* * Tons	* * Variety	* Base * Price	* Brix * Factors	* * Tons	* * Variety	* Base * Price	* Brix * Factors	* * Tons
	Dollars Per Ton	Code a/			Dollars Per Ton	Code a/			Dollars Per Ton	Code a/	
DISTRICT 9 (Cont'd)				ZINFANDEL	450.00	2500	228.1	MUSCAT OF	400.00	0010	1.4
				(Cont'd)	500.00	0010	.5	ALEXANDRIA			
					500.00	0050	53.8	WTD. AVG. BASE	400.00		
CABERNET	555.00	7970	654.2		500.00	1030	56.5	MUSCAT ORANGE	500.00	1245	2.1
SAUVIGNON	575.00	0010	384.5		500.00	1950	189.2		550.00	0010	4.6
(Cont'd)	600.00	7030	190.0		646.00	0010	30.9		550.00	1020	22.6
	650.00	0010	213.7		900.00	1205	1.7		550.00	1420	5.8
	650.00	8300	64.2	WTD. AVG. BASE	459.86			WTD. AVG. BASE	547.01		
	700.00	0010	8.6					PINOT GRIS	900.00	0010	2.4
	700.00	0215	73.1					WTD. AVG. BASE	900.00		
	700.00	1205	61.0					SAUVIGNON BLANC	325.00	0010	118.3
	800.00	0010	102.6						358.84	0010	7.0
	1,000.00	0010	2.1						400.00	0990	134.9
	1,000.00	1205	41.2						400.00	1205	11.8
	1,050.00	7806	89.1						450.00	0010	49.2
WTD. AVG. BASE	619.61								450.00	0860	1.6
									450.00	0990	8.4
CARIGNANE	225.00	0605	6.8						450.00	1075	3.7
WTD. AVG. BASE	225.00								450.00	1205	1.1
									453.17	0010	6.7
GRENADE	200.00	0010	1,116.4						500.00	0010	63.5
	200.00	2505	1,777.8						500.00	0990	6.3
WTD. AVG. BASE	200.00								500.00	1020	21.8
									500.00	1080	1.5
MERLOT	800.00	0010	402.5						500.00	1205	14.6
	800.00	1205	47.7						525.00	0010	3.8
	800.55	0010	146.0						550.00	0010	26.0
	805.00	7970	364.0						550.00	0990	4.6
	900.00	0010	53.4						550.00	1080	45.8
	900.00	1205	102.1						600.00	0010	5.4
	900.00	7030	251.5						600.00	0280	4.2
	1,000.00	0010	11.9						650.00	0010	4.1
	1,050.00	0010	57.6						650.00	1205	6.1
	1,200.00	1205	77.9								
	1,209.15	8201	3.3						WTD. AVG. BASE	439.19	
	1,250.00	0010	97.6								
WTD. AVG. BASE	884.07										
NEBBIOLO	1,000.00	1390	1.5								
WTD. AVG. BASE	1,000.00										
PETITE SIRAH	525.00	0010	96.8								
	600.00	0010	6.3								
	600.00	1010	9.5								
	800.00	0010	18.0								
WTD. AVG. BASE	571.98										
PINOT NOIR	700.00	0010	.6								
	1,200.00	1310	7.5								
WTD. AVG. BASE	1,162.96										
RUBY CABERNET	500.00	1010	1.8								
WTD. AVG. BASE	500.00										
SANGIOVETO/ SANGIOVESE	800.00	0010	20.6								
	1,000.00	0010	1.1								
WTD. AVG. BASE	810.14										
SYRAH/FRENCH SYRAH-SHIRAZ	750.00	1325	49.8								
WTD. AVG. BASE	750.00										
ZINFANDEL	300.00	0010	97.3								
	437.00	0605	32.4								

(Continued)

TABLE 8.

**BASE PRICE PAID TO GROWERS FOR GRAPES CRUSHED, DELIVERED TO CALIFORNIA PROCESSORS
FROM THE 1995 CROP, WITH BRIX FACTORS AND PURCHASED TONNAGE, BY TYPE,
VARIETY, REPORTING DISTRICT WHERE GROWN, AND WEIGHTED AVERAGE BASE PRICE (Cont'd)**

Variety	* Base * Price	* Brix * Factors	* * Tons	* * Variety	* Base * Price	* Brix * Factors	* * Tons	* * Variety	* Base * Price	* Brix * Factors	* * Tons
	Dollars Per Ton	Code a/			Dollars Per Ton	Code a/			Dollars Per Ton	Code a/	
								PETITE SIRAH	500.00	0860	1.8
				CHARBONO	500.00	0860	1.4		641.00	1205	6.5
DISTRICT 10 (Cont'd)					625.00	1315	1.6		650.00	1315	2.2
									700.00	1485	.5
				WTD. AVG. BASE	566.67				800.00	0010	2.1
ALVARELHAO	700.00	0010	1.5					WTD. AVG. BASE	650.88		
	700.00	1330	1.3	CINSAULT	672.50	0010	.8				
	700.00	1442	1.0		700.00	0010	.9				
					700.00	0210	1.9	PINOT NOIR	500.00	0860	2.0
WTD. AVG. BASE	700.00				800.00	0010	1.2		600.00	0010	.8
									600.00	1215	2.4
BARBERA	600.00	0010	3.4	WTD. AVG. BASE	720.42				612.37	0741	1.0
	750.00	0010	36.7						800.00	0010	1.6
	800.00	0010	106.6	DOLCETTO	1,050.00	0010	2.7				
	800.00	0290	3.2					WTD. AVG. BASE	616.97		
	800.00	1220	7.3	WTD. AVG. BASE	1,050.00						
	800.00	1410	3.5					SANGIOVETO/ SANGIOVESE	700.00	0010	8.2
	850.00	0010	1.9	GRENADE	600.00	0330	1.5		800.00	0010	.9
1,225.00	0010	20.4			600.00	1488	3.0		825.00	1485	9.5
					646.00	0010	2.5		850.00	0010	3.5
WTD. AVG. BASE	834.15				650.00	0010	4.1		1,000.00	0010	2.8
					650.00	0330	4.7		1,000.00	1020	5.7
CABERNET FRANC	506.00	1205	.5		700.00	0010	2.6		1,000.00	1205	15.8
	725.00	1205	.3		700.00	0210	4.3		1,100.00	7759	31.4
	800.00	1020	17.1	WTD. AVG. BASE	654.85				1,200.00	1020	3.8
	800.00	1310	2.0								
	1,000.00	0010	2.6	MERLOT	800.00	0010	2.4		WTD. AVG. BASE	988.63	
	1,000.00	0860	52.4		900.00	1310	3.5	SOUZA	550.00	0010	.3
	1,000.00	1205	12.5		1,000.00	0010	5.0		700.00	1330	2.2
	1,000.00	1325	8.0		1,000.00	1020	8.2		700.00	1442	.5
	1,200.00	0010	4.8		1,000.00	1315	.7				
	1,500.00	1220	5.0		1,050.00	0870	1.0	WTD. AVG. BASE	685.00		
WTD. AVG. BASE	993.45				1,086.00	0010	2.0				
					1,086.00	1205	7.8	SYRAH/FRENCH SYRAH-SHIRAZ	600.00	0330	3.2
CABERNET SAUVIGNON	500.00	0860	3.2		1,100.00	0010	1.5		600.00	0840	3.1
	500.00	1205	1.1		1,200.00	0010	1.4		622.00	0010	4.6
	525.00	0010	5.8		1,200.00	1020	23.9		650.00	0010	2.5
	600.00	0010	41.8		1,300.00	1325	21.3		700.00	0010	6.3
	610.00	7590	50.2		1,400.00	0840	.9		700.00	0290	1.7
	650.00	0010	1.6		1,400.00	1410	19.1		750.00	0010	3.9
	650.00	1315	26.8		1,500.00	0010	2.1		800.00	0010	4.7
	693.33	0010	4.5		1,500.00	1105	59.9		800.00	0280	7.1
	696.00	0010	2.0	WTD. AVG. BASE	1,315.26				850.00	0010	6.3
	696.00	1205	10.5						900.00	1020	2.6
	700.00	0010	2.4	MISSION	225.00	1255	7.7		950.00	1325	4.4
	724.60	1410	3.2		300.00	0290	.4		1,000.00	1020	11.2
	750.00	0010	5.0		500.00	1220	5.0		1,000.00	1325	6.7
	750.00	0735	.2		500.00	1425	.7		1,200.00	0010	3.9
	750.00	1205	43.4	WTD. AVG. BASE	340.76			WTD. AVG. BASE	840.53		
	800.00	0010	3.4					TINTA CAO	550.00	0010	7.4
	800.00	0840	2.5						700.00	1330	.8
	800.00	1020	39.5	MUVEDRE	700.00	0010	3.2		700.00	1442	.5
	800.00	1310	16.0		700.00	0210	1.9				
	800.00	1390	.7		750.00	0010	2.0	WTD. AVG. BASE	572.41		
	807.08	0010	.5		800.00	0010	16.8				
	850.00	0010	7.0		800.00	0290	8.0	TOURIGA	500.00	0010	.8
	850.00	1205	1.2		850.00	0010	2.5		700.00	1330	3.3
	900.00	0010	3.8		900.00	0010	2.4		700.00	1442	.5
	900.00	1020	11.0	WTD. AVG. BASE	793.34			WTD. AVG. BASE	665.22		
	950.00	0010	6.6					ZINFANDEL	450.00	0010	16.4
	968.00	0010	28.0						450.00	0470	55.2
	1,000.00	0010	2.0	MUSCAT HAMBURG	467.00	1442	5.5		475.00	0010	47.9
	1,000.00	1010	51.3		600.00	0010	2.0		475.00	0605	81.9
	1,000.00	1205	215.9	WTD. AVG. BASE	502.47				485.00	0010	92.5
	1,000.00	1325	11.9						500.00	0010	147.2
	1,050.00	1020	26.4	NEBBIOLO	750.00	0010	1.4		500.00	0050	205.8
	1,050.00	1315	10.0		1,000.00	1205	6.1		500.00	0560	418.4
	1,100.00	1220	122.7		1,000.00	1220	5.1		500.00	0840	23.2
WTD. AVG. BASE	904.95			WTD. AVG. BASE	972.22						
CARIGNANE	550.00	0010	2.5								
	600.00	0010	3.0								
WTD. AVG. BASE	577.27										

(Continued)

TABLE 8.

**BASE PRICE PAID TO GROWERS FOR GRAPES CRUSHED, DELIVERED TO CALIFORNIA PROCESSORS
FROM THE 1995 CROP, WITH BRIX FACTORS AND PURCHASED TONNAGE, BY TYPE,
VARIETY, REPORTING DISTRICT WHERE GROWN, AND WEIGHTED AVERAGE BASE PRICE (Cont'd)**

Variety	* Base * Price	* Brix * Factors	* * Tons	* Variety	* Base * Price	* Brix * Factors	* * Tons	* Variety	* Base * Price	* Brix * Factors	* * Tons
	Dollars Per Ton	Code a/			Dollars Per Ton	Code a/			Dollars Per Ton	Code a/	
DISTRICT 11 (Cont'd)				BARBERA	300.00	0605	87.6	CARIGNANE	375.00	0010	192.8
					325.00	7090	432.8	(Cont'd)	400.00	0010	47.0
					500.00	1010	1.3		420.00	0010	137.2
					700.00	0010	9.5		430.00	1010	173.4
MUSCAT OF ALEXANDRIA	96.00	0010	5.5		700.00	1220	10.2	WTD. AVG. BASE	305.67		
	185.00	1030	52.8		700.00	7767	102.9	EARLY BURGUNDY	400.00	0010	1.8
WTD. AVG. BASE	176.60			WTD. AVG. BASE	400.15			WTD. AVG. BASE	400.00		
PALOMINO/GOLDEN CHASSELAS	175.00	0860	21.5	CABERNET FRANC	450.00	7472	657.2	GAMAY (NAPA)	250.00	2390	792.3
	180.00	0605	16.3		650.00	1325	119.3		400.00	0010	3.9
WTD. AVG. BASE	177.16				1,200.00	0010	5.8	WTD. AVG. BASE	250.73		
				WTD. AVG. BASE	486.06			GRENACHE	185.00	0605	76.7
SAUVIGNON BLANC	300.00	0010	72.4						190.00	2395	16.0
	300.00	2670	137.5	CABERNET SAUVIGNON	400.00	0010	24.5		400.00	0010	3.0
	315.00	0990	143.4		450.00	0010	589.3	WTD. AVG. BASE	192.58		
	350.00	0010	1,597.2		500.00	0010	1,377.5				
	350.00	2670	3,350.1		500.00	0250	919.3	MERLOT	450.00	7256	217.6
	350.00	7095	1,927.5		500.00	1205	460.5		500.00	0010	620.7
	360.00	0010	216.9		500.00	6140	96.4		500.00	6142	87.4
	400.00	0010	268.1		500.00	0010	36.4		550.00	7256	174.2
	400.00	2670	150.7		525.00	0010	36.4		629.23	0010	220.1
	409.91	4050	79.2		540.00	7065	630.1		750.00	0010	2,444.8
	410.72	4050	2,132.4		550.00	0605	7.8		750.00	7063	152.7
	425.00	4050	2,644.9		550.00	7256	297.7		796.08	0250	2,040.7
	450.00	4050	225.0		550.00	8240	587.0		800.00	0010	60.7
	460.00	0010	181.3		550.00	8300	52.7		800.00	6130	64.9
	475.00	0010	134.0		553.00	0010	281.6		800.00	7250	101.9
WTD. AVG. BASE	380.12				553.00	7256	1,586.1		800.00	7256	184.0
					554.92	0010	203.7		815.00	0010	255.8
SEMILLON	175.00	2670	33.3		559.36	7065	416.3		850.00	0010	33.0
	300.00	0010	139.9		562.44	7065	549.1		850.00	1205	75.7
	300.00	0860	32.0		590.00	0210	1,039.2		850.00	7250	58.2
	325.00	0010	20.9		600.00	0010	2,220.7		900.00	0010	2,149.2
	335.82	2745	492.4		600.00	0210	1,814.0		900.00	6430	689.7
	375.00	2745	937.6		600.00	0250	470.8		900.00	7065	467.8
	400.00	2745	1,016.8		600.00	6865	55.3		900.00	7250	486.7
WTD. AVG. BASE	369.59				600.00	7255	513.7		950.00	1455	59.5
					600.00	7323	3,205.2		1,100.00	7590	973.1
SYMPHONY	250.00	0010	102.2		600.00	7590	14,449.6		1,200.00	0010	592.1
	275.00	0010	387.0		600.00	8300	39.0		1,200.00	0250	1,111.9
	300.00	0605	13.9		620.00	1205	57.8		1,225.00	0010	209.9
	300.00	4865	18.3		650.00	7065	7,109.8		1,225.00	0250	209.9
	400.00	0010	.2		650.00	8300	81.7		1,250.00	1010	100.0
WTD. AVG. BASE	271.69				700.00	0010	304.1		1,250.00	0010	46.2
					700.00	1205	50.0		1,250.00	0210	146.2
VIOGNIER	1,000.00	0010	.4		700.00	7252	24.2		1,250.00	1020	72.6
					725.00	0250	623.9		1,272.71	1205	46.6
WTD. AVG. BASE	1,000.00				748.00	0010	244.9		1,400.00	0010	72.8
					750.00	0215	89.0		1,400.00	1205	108.1
WHITE RIESLING	350.00	0605	5.9		750.00	8300	476.1		1,500.00	0010	48.0
					750.94	0010	148.3		1,500.00	1105	62.0
WTD. AVG. BASE	350.00				785.00	0010	250.1		1,500.00	1205	116.1
					800.00	0010	652.9				
OTHER WHITE	89.60	0010	5.3		800.00	0215	90.2	WTD. AVG. BASE	897.98		
	175.00	0010	12.8		800.00	1205	24.0				
	400.00	0010	1.0		800.00	7757	88.8	MISSION	200.00	7090	38.3
	443.19	0010	455.2		845.24	0010	119.4	WTD. AVG. BASE	200.00		
WTD. AVG. BASE	431.91				860.00	0250	77.2				
					866.25	1010	78.9	MUVEDRE	400.00	0010	8.7
					900.00	0010	57.4	WTD. AVG. BASE	400.00		
					1,000.00	1220	10.0				
				WTD. AVG. BASE	607.56			PETITE SIRAH	309.00	0010	450.5
VINE GRAPES (RED)				CARIGNANE	250.00	0605	48.0		400.00	0010	5.3
ALICANTE	330.00	0655	61.3		265.00	1030	6.8		640.00	0010	32.6
BOUSCHET	600.00	0010	23.7		300.00	0010	47.8		725.00	0010	79.1
	700.00	0010	3.5		300.00	7090	6,007.7		750.00	1030	38.9
WTD. AVG. BASE	416.94				300.00	7256	472.0				
					300.00	7323	2,668.9				

(Continued)

TABLE 8.

**BASE PRICE PAID TO GROWERS FOR GRAPES CRUSHED, DELIVERED TO CALIFORNIA PROCESSORS
FROM THE 1995 CROP, WITH BRIX FACTORS AND PURCHASED TONNAGE, BY TYPE,
VARIETY, REPORTING DISTRICT WHERE GROWN, AND WEIGHTED AVERAGE BASE PRICE (Cont'd)**

Variety	* Base * Price	* Brix * Factors	* * Tons	* * Variety	* Base * Price	* Brix * Factors	* * Tons	* * Variety	* Base * Price	* Brix * Factors	* * Tons		
	Dollars Per Ton	Code a/			Dollars Per Ton	Code a/			Dollars Per Ton	Code a/			
DISTRICT 11 (Cont'd)				ZINFANDEL (Cont'd)				CHARDONNAY (Cont'd)					
PETITE SIRAH (Cont'd)	800.00	0010	45.8	700.00	7065	1,753.2		550.00	1000	3,141.0			
	800.00	1325	19.6	700.00	7095	3,947.4		550.00	7500	1,328.2			
	800.00	7757	22.9	700.00	7253	508.2		575.00	7480	378.4			
	820.00	1205	8.4	750.00	0250	314.0		594.00	7256	228.0			
	825.00	0010	43.7	775.00	0010	7.5		600.00	0605	28.8			
	850.00	0010	18.6	800.00	0010	1,027.7		600.00	1000	1,907.2			
	900.00	1020	14.4	800.00	0250	400.5		600.00	1075	45.3			
WTD. AVG. BASE	501.49			800.00	1205	8.6		625.00	0150	418.6			
				875.00	1030	44.6		625.00	0210	2,621.9			
PETITE VERDOT	1,400.00	0010	3.0	900.00	0010	10.5		625.00	0215	779.3			
WTD. AVG. BASE	1,400.00			900.00	1205	81.3		625.00	1000	1,536.0			
				914.66	0010	270.1		625.00	4045	146.1			
ROYALTY	375.00	0010	60.7	1,000.00	0010	124.1		650.00	0010	46.4			
WTD. AVG. BASE	375.00			1,020.00	0010	621.3		700.00	7480	112.1			
				1,030.00	0010	18.2		715.00	1010	138.9			
RUBIRED	350.00	0860	198.3	1,061.80	0010	106.3		800.00	0010	683.7			
WTD. AVG. BASE	350.00							800.00	3297	781.1			
				WTD. AVG. BASE	517.67			850.00	1000	178.1			
SYRAH/FRENCH SYRAH-SHIRAZ	500.00	0010	2.0	OTHER RED	250.00	0010	70.4	850.00	7480	18.5			
	700.00	7767	14.6		346.51	0010	2,060.3	950.00	5601	118.0			
	865.00	1205	22.1		434.50	0010	4,865.3	1,000.00	0010	496.2			
	900.00	0010	40.5		443.19	0010	2,137.3	1,000.00	7252	143.0			
	1,000.00	4396	36.8					WTD. AVG. BASE	581.96				
WTD. AVG. BASE	892.99			WTD. AVG. BASE	415.26			CHENIN BLANC	175.00	0010	43.5		
									175.00	0150	2,128.7		
ZINFANDEL	300.00	0045	1,214.0	DISTRICT 12						176.50	2370	623.2	
	300.00	2275	102.8	RAISIN GRAPES						190.00	0150	1,013.8	
	400.00	0040	800.0						190.00	2370	6,928.7		
	403.69	0470	1,119.2	THOMPSON	8.00	b/ 1750	79.8		197.95	0010	245.8		
	442.56	2107	130.7	SEEDLESS	150.00	0010	593.3		200.00	0150	105.9		
	443.86	2107	259.8		160.00	0010	28.0		200.00	0630	459.9		
	450.00	0010	196.0		160.00	0517	690.4		200.00	0825	101.4		
	451.19	2107	148.4		160.00	0605	357.3		200.00	2370	413.6		
	451.49	2275	4,748.7		160.00	2530	1,227.2		200.00	2700	3,791.5		
	454.00	0010	139.3		160.00	2670	2,433.9		200.00	2960	4,969.1		
	461.00	0010	1,510.1		160.00	0605	357.3		200.00	3350	5,610.7		
	461.66	0475	213.4		160.00	2530	1,227.2		210.00	0010	312.5		
	490.00	0045	547.5		160.00	2870	2,433.9		225.00	0010	24.4		
	495.71	1930	1,010.0		160.00	3310	281.5		225.00	0825	663.0		
	500.00	0010	12,029.8		165.00	3310	779.4		225.00	2700	175.4		
	500.00	0045	14,399.0		171.72	3380	1,080.2		225.00	2949	1,560.4		
	500.00	0050	2,231.8	WTD. AVG. BASE	161.42	c/			250.00	0605	1.6		
	500.00	0055	140.6						WTD. AVG. BASE	197.08			
	500.00	0065	52.6						EMERALD RIESLING	200.00	0605	22.1	
	500.00	0470	1,074.2						WTD. AVG. BASE	200.00			
	500.00	0605	73.2						FRENCH COLOMBARD	7.00	b/ 1750	70.4	
	500.00	1030	201.3	FLAME TOKAY	150.00	0605	2.0			150.00	0605	52.2	
	500.00	1930	48.1	WTD. AVG. BASE	150.00					160.00	2620	8,774.9	
	500.00	2070	1,565.3							165.00	0010	12,174.9	
	500.00	2107	4,586.4	RIBIER	150.00	0010	77.8			165.00	2512	233.7	
	500.00	2120	9,614.8	WTD. AVG. BASE	150.00					170.00	0825	91.7	
	500.00	2275	33,336.3							175.00	0760	314.2	
	500.00	2285	3,868.8	OTHER TABLE	8.00	b/ 1750	627.8			175.00	3390	5,251.2	
	500.00	2500	383.2	WTD. AVG. BASE	d/					175.00	4290	1,120.3	
	525.00	0010	204.3							175.00	4295	13,988.5	
	575.93	0010	203.3							180.00	0860	36.5	
	600.00	0010	154.7	WINE GRAPES (WHITE)						180.00	2620	12,856.2	
	600.00	0090	73.2	CHARDONNAY	175.00	1020	54.2			180.00	4285	788.5	
	600.00	0425	17.0		400.00	0215	3,117.0			185.00	0010	405.6	
	600.00	0475	164.8		487.00	7256	353.6			190.00	4280	6,126.1	
	600.00	0560	48.0		500.00	0215	2,039.0			225.00	0010	113.1	
	600.00	1455	350.7		500.00	1085	251.9			WTD. AVG. BASE	173.60	c/	
	690.00	1220	47.0		500.00	1205	450.2			GREEN HUNGARIAN	165.00	0010	219.5
	700.00	0010	1,060.0							165.00	3310	26.7	
	700.00	2070	24.8							WTD. AVG. BASE	165.00		

(Continued)

TABLE 8.

**BASE PRICE PAID TO GROWERS FOR GRAPES CRUSHED, DELIVERED TO CALIFORNIA PROCESSORS
FROM THE 1995 CROP, WITH BRIX FACTORS AND PURCHASED TONNAGE, BY TYPE,
VARIETY, REPORTING DISTRICT WHERE GROWN, AND WEIGHTED AVERAGE BASE PRICE (Cont'd)**

Variety	* Base * Price	* Brix * Factors	* * Tons	* * Variety	* Base * Price	* Brix * Factors	* * Tons	* * Variety	* Base * Price	* Brix * Factors	* * Tons
	Dollars Per Ton	Code a/			Dollars Per Ton	Code a/			Dollars Per Ton	Code a/	
DISTRICT 12 (Cont'd)				CABERNET SAUVIGNON (Cont'd)	525.00	8240	72.2	MUSCAT HAMBURG	325.00	0250	6.0
					526.66	0250	1,620.0		425.00	0010	72.8
					550.00	0010	14.9		450.00	0250	39.9
MALVASIA BIANCA	140.00	0605	15.4		550.00	1325	2,176.4	WTD. AVG. BASE	428.35		
	225.00	0010	4,366.9		550.00	7120	70.3				
	250.00	0010	593.0		550.00	7590	137.9	PETITE SIRAH	350.00	0070	52.4
WTD. AVG. BASE	227.72				550.00	8300	181.2		350.00	7050	446.3
MUSCAT BLANC/ MUSCAT CANELLI	375.00	4865	38.2		600.00	0210	158.0		600.00	3310	170.1
	400.00	1205	21.3		650.00	8300	449.1	WTD. AVG. BASE	413.58		
WTD. AVG. BASE	383.95				675.00	7256	399.7				
					700.00	0010	8.9	ROYALTY	350.00	1205	22.1
MUSCAT OF ALEXANDERIA	150.00	0605	6.0	WTD. AVG. BASE	522.77				350.00	3310	53.3
WTD. AVG. BASE	150.00			CARIGNANE	200.00	7484	351.5	WTD. AVG. BASE	350.00		
MUSCAT ORANGE	375.00	6145	34.0		225.00	0250	252.0				
WTD. AVG. BASE	375.00				225.00	0605	122.1	RUBIRED	350.00	1205	941.9
PALOMINO/GOLDEN CHASSELAS	175.00	0605	15.2		225.00	7484	492.7		350.00	5188	720.0
WTD. AVG. BASE	175.00				250.00	0010	1,730.9		350.00	7256	50.9
SAUVIGNON BLANC	250.00	0605	93.6		250.00	1205	768.4		375.00	0010	24.8
	300.00	0010	135.5		250.00	1250	2,280.6		400.00	0010	263.1
	300.00	3390	882.5		250.00	5188	1,402.8	WTD. AVG. BASE	356.89		
	300.00	4275	4,319.3	WTD. AVG. BASE	250.92						
	300.00	6450	293.0					RUBY CABERNET	250.00	0010	149.8
	325.00	0840	184.7	CARNELIAN	250.00	6435	61.3		257.33	5188	787.1
	375.00	4050	1,213.3	WTD. AVG. BASE	250.00				300.00	0605	39.0
	435.00	0010	72.4						300.00	5188	637.9
WTD. AVG. BASE	314.00			GAMAY BEAUJOLAIS	500.00	0250	500.0		300.00	6303	402.5
SEMILLON	175.00	2535	117.8	WTD. AVG. BASE	500.00				300.00	7050	2,712.2
	375.00	2745	776.1						320.00	0010	338.6
WTD. AVG. BASE	348.64			GRENADE	175.00	0010	1,107.2		320.00	7252	73.6
SYMPHONY	275.00	0010	21.0		190.00	0505	1,630.7	WTD. AVG. BASE	317.01		
	300.00	4865	118.6		190.00	2505	970.8				
	400.00	0010	69.6		190.00	2754	799.3	ST MCAIRE	225.00	0250	201.1
WTD. AVG. BASE	330.76				190.00	2755	3,138.1	WTD. AVG. BASE	225.00		
					195.00	2165	2,141.2				
VINE GRAPES (RED)					200.00	0605	18.9	SYRAH/FRENCH SYRAH-SHIRAZ	200.00	0010	1.6
ALICANTE BOUSCHET	250.00	0605	1.0		200.00	1205	139.7		500.00	0250	307.3
WTD. AVG. BASE	250.00				200.00	2505	1,337.2	WTD. AVG. BASE	498.45		
BARBERA	213.90	5188	1,301.9		200.00	2735	614.3	TOURIGA	650.00	0010	.2
	250.00	0010	71.3	WTD. AVG. BASE	192.32			WTD. AVG. BASE	650.00		
	250.00	5188	138.4								
	250.00	7554	6,182.5	MERLOT	647.49	0250	5,180.7	VALDEPENAS	225.00	0250	425.8
	260.00	0605	50.1		750.00	1325	667.0		250.00	0010	62.6
	265.00	7256	72.4		752.00	1325	1,041.6		250.00	1205	87.9
	275.00	0010	65.3		825.00	1205	87.1		250.00	7256	211.7
	275.00	7256	1,478.7		850.00	0250	823.3	WTD. AVG. BASE	241.17		
WTD. AVG. BASE	249.27				900.00	5188	207.1		260.00	0860	195.7
CABERNET SAUVIGNON	450.00	7256	207.3		1,100.00	0210	57.9	ZINFANDEL	275.00	2063	150.6
	475.00	7256	842.5		1,100.00	0250	60.6		300.00	0045	18,032.5
	480.00	1325	972.0	WTD. AVG. BASE	727.21				300.00	0470	1,040.0
	500.00	0010	1,524.8						300.00	0560	289.5
	500.00	0250	3,079.6	MISSION	165.00	7256	1.6		300.00	2060	869.5
	500.00	6260	310.9		175.00	0010	93.5		375.00	2165	1,132.1
	525.00	0010	158.9	WTD. AVG. BASE	174.99				400.00	0045	408.6
									421.00	2285	499.0

(Continued)

TABLE 8.

**BASE PRICE PAID TO GROWERS FOR GRAPES CRUSHED, DELIVERED TO CALIFORNIA PROCESSORS
FROM THE 1995 CROP, WITH BRIX FACTORS AND PURCHASED TONNAGE, BY TYPE,
VARIETY, REPORTING DISTRICT WHERE GROWN, AND WEIGHTED AVERAGE BASE PRICE (Cont'd)**

Variety	* Base * Price	* Brix * Factors	* * Tons	* Variety	* Base * Price	* Brix * Factors	* * Tons	* Variety	* Base * Price	* Brix * Factors	* * Tons
	Dollars Per Ton	Code a/			Dollars Per Ton	Code a/			Dollars Per Ton	Code a/	
DISTRICT 12 (Cont'd)				THOMPSON SEEDLESS (Cont'd)	165.00	0010	122.0	RUBY SEEDLESS/ KING RUBY	7.50 b/	1750	265.4
ZINFANDEL (Cont'd)	425.00	0470	2,496.9		168.00	0190	544.4		8.00 b/	1750	44.3
	450.00	0010	282.4		170.00	0190	1,205.6		160.00	2870	47.8
	450.00	0090	623.6		170.00	2687	2,792.9	WTD. AVG. BASE	160.00	c/	
	450.00	0470	274.6		170.00	4295	6,088.4	WHITE MALAGA	148.00	0010	46.0
	450.00	2060	2,875.6		175.00	0010	209.1		150.00	0010	773.0
	450.00	2500	569.5		176.00	2492	2,129.3		150.00	2535	276.3
	475.00	2500	366.9		185.00	2665	1,287.4		160.00	2535	867.8
	497.00	0010	937.9		193.00	2665	126.2		160.00	2665	492.5
	497.00	2473	391.4	WTD. AVG. BASE	200.00	0010	9.3	WTD. AVG. BASE	155.50		
	497.00	2500	522.1		TABLE GRAPES			OTHER TABLE	8.00 b/	1750	39,836.2
	500.00	0010	111.0		160.00	2870	156.2		100.00	2870	82.4
	500.00	0045	5,427.1	BLACK MONUKKA	160.00			WTD. AVG. BASE	100.00	c/	
	500.00	0460	241.7		160.00			WINE GRAPES (WHITE)			
	500.00	2165	7,848.8	WTD. AVG. BASE	160.00			BURGER	175.00	0396	673.4
	500.00	2275	1,078.5		7.50 b/	1750	71.5	WTD. AVG. BASE	175.00		
	500.00	2500	914.9	CHRISTMAS ROSE	7.50 b/	1750	330.6	CHARDONNAY	7.00 b/	1750	3.3
	510.00	0010	381.8		7.50 b/	1750	330.6		400.00	0215	3,858.6
	525.00	0605	12.3	WTD. AVG. BASE	d/				440.00	0010	1,142.7
	700.00	7090	53.6		8.00 b/	1750	394.1		450.00	2685	588.8
WTD. AVG. BASE	401.31			CONCORD	8.00 b/	1750	394.1		452.00	7256	150.5
OTHER RED	250.00	0010	67.3		8.00 b/	1750	394.1		516.00	0010	1,736.1
	285.00	0010	14.7	WTD. AVG. BASE	d/				541.00	0010	498.6
	350.00	0250	839.3		7.50 b/	1750	48.5		550.00	0010	7.3
	500.00	0010	.6	EMPERATRIZ	131.70	0372	170.0		550.00	0215	66.2
WTD. AVG. BASE	341.76				131.70				550.00	3225	227.6
				WTD. AVG. BASE	131.70	c/			650.00	0010	6.6
					8.00 b/	1750	25.4		650.00	6432	289.3
				EXOTIC	108.00	0010	104.9		700.00	2370	256.5
					108.00			WTD. AVG. BASE	462.38	c/	
				WTD. AVG. BASE	108.00	c/		CHENIN BLANC	8.00 b/	1750	9.0
					8.00 b/	1750	7.3		150.00	0010	2,319.5
				FANTASY	160.00	0010	17.2		153.61	2370	384.7
					160.00				154.79	2370	1,968.9
				WTD. AVG. BASE	160.00	c/			160.00	0010	5,766.0
					7.50 b/	1750	112.8		170.00	2370	13,195.3
				FLAME SEEDLESS	8.00 b/	1750	85.0		175.00	0010	204.7
					8.00 b/	1750	85.0		175.00	2370	7,725.4
					125.00	2870	4.9		175.00	2402	1,522.1
					150.00	0010	1,123.2		175.00	2475	33,047.8
					160.00	2535	7.0		175.00	2870	378.3
					172.50	0010	166.4		175.00	3310	2,255.7
				WTD. AVG. BASE	152.84	c/			176.72	0010	458.9
				ITALIA	7.50 b/	1750	201.2		185.00	0880	265.6
					7.50 b/	1750	13.7		197.50	0560	202.8
				WTD. AVG. BASE	d/				200.00	0010	509.2
				RED GLOBE/ ROSE-ITO	7.50 b/	1750	26.5		200.00	2475	12,472.5
					8.00 b/	1750	26.5		210.00	0605	47.4
				WTD. AVG. BASE	d/				241.00	0010	817.6
					7.50 b/	1750	25.5	WTD. AVG. BASE	176.55	c/	
				RED MALAGA	7.50 b/	1750	25.5	EMERALD RIESLING	175.00	3310	456.4
					7.50 b/	1750	397.0	WTD. AVG. BASE	175.00		
				WTD. AVG. BASE	d/			FEHER SZAGOS	160.00	0010	49.9
					7.50 b/	1750	397.0	WTD. AVG. BASE	160.00		
				RIBIER	7.50 b/	1750	397.0				
					7.50 b/	1750	397.0				
				WTD. AVG. BASE	d/						

(Continued)

TABLE 8.

**BASE PRICE PAID TO GROWERS FOR GRAPES CRUSHED, DELIVERED TO CALIFORNIA PROCESSORS
FROM THE 1995 CROP, WITH BRIX FACTORS AND PURCHASED TONNAGE, BY TYPE,
VARIETY, REPORTING DISTRICT WHERE GROWN, AND WEIGHTED AVERAGE BASE PRICE (Cont'd)**

Variety	* Base * Price	* Brix * Factors	* Tons	* Variety	* Base * Price	* Brix * Factors	* Tons	* Variety	* Base * Price	* Brix * Factors	* Tons
	Dollars Per Ton	Code a/			Dollars Per Ton	Code a/			Dollars Per Ton	Code a/	
DISTRICT 13 (Cont'd)				MUSCAT OF ALEXANDRIA (Cont'd)	172.50	3280	808.7	OTHER WHITE (Cont'd)	160.00	0010	20.6
FRENCH COLOMBARD	8.00	b/ 1750	3,695.5		175.00	0010	87.3		172.50	0010	113.4
	100.00	2870	44.4		175.00	0278	132.3		250.00	0010	.4
	125.00	2870	125.4		175.00	3280	2,054.3	WTD. AVG. BASE	166.46	c/	
	139.50	2620	182.0		176.00	0010	991.0				
	145.00	2620	9,434.1		183.00	0605	169.5	WINE GRAPES (RED)			
	145.68	2620	1,662.8		185.00	1030	101.1	ALEATICO	7.50	b/ 1750	137.1
	146.65	2620	2,949.2		185.00	5193	724.8		350.00	0010	82.8
	150.00	2261	3,519.6		200.00	0010	47.0		400.00	0010	5.8
	160.00	0070	518.8		250.00	3280	5,652.0		400.00	1245	2.1
	160.00	0560	4,341.2	WTD. AVG. BASE	475.00	0010	50.7		600.00	0010	23.6
	160.00	0630	1,383.0		191.11	c/		WTD. AVG. BASE	405.07	c/	
	160.00	0990	392.1	MUSCAT ORANGE	213.59	0010	96.7				
	160.00	2512	21,561.3		230.00	0010	87.6	ALICANTE BOUSCHET	150.00	0010	14.8
	160.00	2620	78,695.9		318.09	0010	3.8		200.00	0010	146.9
	160.00	2870	1,371.4	WTD. AVG. BASE	223.34				200.00	0825	32.2
	160.00	4396	1,602.3					WTD. AVG. BASE	275.00	1010	101.3
	164.50	0070	6,627.5	PALOMNO/GOLDEN CHASSELAS	125.00	0010	10.5				
	165.00	0902	277.9		150.00	0010	101.4	WTD. AVG. BASE	223.23		
	165.00	2920	104,227.0		150.00	2535	94.1	BARBERA	7.50	b/ 1750	7.9
	165.00	3310	703.3		155.00	2535	141.9		8.00	b/ 1750	17.1
	170.00	0010	3,772.7		160.00	0010	1,239.5		145.00	3280	169.3
	170.00	4212	161.2		160.00	3280	3,493.1		165.00	1044	12.8
	175.00	0010	25.2		163.20	0010	45.3		250.00	0010	340.2
	175.00	0190	87.0		168.00	0010	12.9		250.00	0210	514.5
	175.00	2620	292.1		170.00	0010	182.0		250.00	1010	351.7
	175.00	2870	1,393.4	WTD. AVG. BASE	159.82				250.00	1205	153.8
	175.00	2920	26,011.6						250.00	3280	9,473.9
	175.00	4250	194.6	SAUVIGNON BLANC	175.00	4250	169.3		250.00	4396	357.5
	180.00	0690	553.6		250.00	0010	389.5		250.00	6440	45,110.7
	183.00	0605	263.1		300.00	0190	14.8		250.00	7256	1,897.0
	185.00	0860	1,654.1		300.00	0190	14.8		262.50	0825	1,017.2
	225.00	0010	390.1		350.00	3310	341.4		265.00	7256	234.8
	230.00	0010	38.2		388.00	0010	309.8		275.00	0010	134.5
WTD. AVG. BASE	163.10	c/							275.00	1095	46.8
				WTD. AVG. BASE	303.02				325.00	0010	118.4
MALVASIA BIANCA	173.62	3280	423.0	SEMILLON	160.00	3205	637.0	WTD. AVG. BASE	250.18	c/	
	175.00	0010	302.8		300.00	0860	111.6				
	175.00	3280	559.1	WTD. AVG. BASE	180.87			CABERNET SAUVIGNON	400.00	6432	297.7
	185.00	0010	635.6						400.00	6451	524.6
	200.00	3310	744.8	ST. EMLION (UGNI BLANC)	148.00	2370	485.3		443.00	0010	193.1
WTD. AVG. BASE	184.15				160.00	2370	403.4		475.00	0010	249.2
MUSCAT BLANC/ MUSCAT CANELLI	125.00	0150	1,741.4		176.00	0010	315.4		500.00	0010	622.3
	160.00	0150	480.4		181.00	0460	955.4		500.00	0605	2.3
	164.50	0150	3,475.5		184.00	0460	620.0		500.00	4080	106.7
	200.00	2330	202.8	WTD. AVG. BASE	172.29				550.00	0010	108.5
	300.00	0010	2,020.7						550.00	7480	142.0
	300.00	2472	1,408.4	SYMPHONY	200.00	0010	340.1	WTD. AVG. BASE	466.67		
	325.00	2330	553.1		241.00	0010	623.9				
	375.00	0010	20.1		250.00	0010	491.3	CARIGNANE	155.00	0010	16.5
WTD. AVG. BASE	214.38				300.00	0605	14.2		200.00	5080	10,069.2
MUSCAT OF ALEXANDRIA	7.50	b/ 1750	99.1	WTD. AVG. BASE	235.09				200.00	6440	14,653.0
	8.00	b/ 1750	1,987.3						225.00	0010	483.1
	125.00	2870	27.9	VIIGNIER	1,000.00	6145	60.3		235.00	1205	578.8
	150.00	0010	32.9						236.25	3085	41.9
	150.00	1485	11.7	WTD. AVG. BASE	1,000.00				250.00	0605	67.8
	155.00	0010	254.8						250.00	5188	318.3
	155.00	2981	871.3	WHITE RIESLING	8.00	b/ 1750	587.2		265.00	1030	868.9
	155.00	3280	647.7		125.00	2870	65.8	WTD. AVG. BASE	204.02		
	160.00	0010	5,341.5								
	160.00	2870	114.7	WTD. AVG. BASE	125.00	c/		CARMINE	350.00	0010	243.9
	160.00	3280	1,783.0						400.00	0010	25.0
	160.00	5906	108.2	OTHER WHITE	7.50	b/ 1750	236.2	WTD. AVG. BASE	354.65		
	165.00	1010	683.3		8.00	b/ 1750	30.6				
	165.00	2981	71.4		125.00	2870	14.1				
	170.00	0010	501.5								

(Continued)

TABLE 8.

**BASE PRICE PAID TO GROWERS FOR GRAPES CRUSHED, DELIVERED TO CALIFORNIA PROCESSORS
FROM THE 1995 CROP, WITH BRIX FACTORS AND PURCHASED TONNAGE, BY TYPE,
VARIETY, REPORTING DISTRICT WHERE GROWN, AND WEIGHTED AVERAGE BASE PRICE (Cont'd)**

Variety	* Base * Price	* Brix * Factors	* * Tons	* Variety	* Base * Price	* Brix * Factors	* * Tons	* Variety	* Base * Price	* Brix * Factors	* * Tons
	Dollars Per Ton	Code a/			Dollars Per Ton	Code a/			Dollars Per Ton	Code a/	
DISTRICT 13 (Cont'd)				ROYALTY	250.00	4380	612.0	ZINFANDEL	499.00	2081	8,015.2
CARNELIAN	200.00	0010	95.9		300.00	7256	344.6	(Cont'd)	499.00	2095	298.9
	200.00	6440	4,147.0		350.00	0010	384.0		500.00	0010	348.4
	250.00	0010	678.3		350.00	1205	56.8		500.00	0045	1,454.1
	250.00	5080	934.8		350.00	4200	399.0		500.00	1975	7,414.0
	250.00	7480	208.8		350.00	5188	2,377.2		500.00	2095	738.6
WTD. AVG. BASE	215.02			WTD. AVG. BASE	337.15				510.00	0010	1,747.4
CENTURIAN	200.00	0010	509.5	RUBIRED	350.00	0010	1,374.0		525.00	0470	139.6
	200.00	6440	911.6		350.00	0210	112.6	WTD. AVG. BASE	650.00	0605	37.9
	250.00	7480	154.6		350.00	0680	25.2		700.00	0010	5.8
	300.00	1205	366.7		350.00	0860	386.0	OTHER RED	825.00	0010	16.4
	300.00	7256	682.5		350.00	1205	563.1		7.50	b/ 1750	1,392.8
WTD. AVG. BASE	242.92				350.00	4200	4,313.1		8.00	b/ 1750	12.7
GAMAY (NAPA)	275.00	0010	565.1		350.00	5188	16,862.4		100.00	b/ 2870	385.6
WTD. AVG. BASE	275.00				350.00	6432	198.2		125.00	2870	1.0
GRENAACHE	8.00	b/ 1750	.8		350.00	6440	6,317.6		160.00	0010	31.2
	145.00	2370	1,080.1		350.00	6860	609.0		172.50	0010	442.1
	170.00	0010	17.4		350.00	7256	561.1		250.00	0010	1.1
	175.00	0010	52,941.4		400.00	0605	50.4		265.00	7256	22.6
	175.00	1010	54.6		400.00	7256	1,314.7		300.00	7256	11.5
	175.00	2246	430.2	WTD. AVG. BASE	352.45						
	175.00	2370	5,794.5	RUBY CABERNET	250.00	1205	1,731.2				
	200.00	0010	757.5		250.00	4380	645.8	DISTRICT 14			
	200.00	0690	270.8		250.00	4400	163.5				
	200.00	2505	2,311.4		300.00	0210	242.0				
	205.00	0605	27.4		300.00	5080	1,431.5				
	210.00	3085	81.7		300.00	6440	15,014.6	RAISIN GRAPES			
WTD. AVG. BASE	175.86	c/			325.00	0010	222.1	BLACK CORINTH	140.00	0897	64.0
MERLOT	500.00	0010	272.8		325.00	5080	29.9	(ZANTES)	150.00	3315	11.2
	550.00	0010	1,143.3	WTD. AVG. BASE	293.97						
	647.49	0250	416.6	SALVADOR	325.00	0010	192.2	WTD. AVG. BASE	141.49		
	650.00	0010	102.0		WTD. AVG. BASE	325.00		THOMPSON	7.50	b/ 1750	4,274.1
	650.00	0250	256.3	SOUZAO	220.00	0010	55.6	SEEDLESS	8.00	b/ 1750	20,512.4
	775.00	1325	1,251.9		WTD. AVG. BASE	220.00			8.50	1750	233.1
	800.00	4396	41.0	VALDEPENAS	265.00	1010	220.0		140.00	1040	172.8
	950.00	0010	45.0		300.00	0010	188.6		140.00	3280	277.9
	1,000.00	0010	9.5		307.00	0605	65.4		150.00	0010	414.8
	1,000.00	5400	.8	WTD. AVG. BASE	284.72				150.00	1043	831.1
	1,100.00	0010	21.7	ZINFANDEL	260.00	0010	9.4		150.00	2530	912.6
	1,200.00	0010	102.6		275.00	2060	614.7		155.00	0897	408.3
	1,250.00	0250	206.4		300.00	0010	2,139.0		155.00	1040	783.8
	1,250.00	0990	267.2		300.00	0045	7,885.5		155.00	1043	412.8
	1,400.00	1225	185.8		300.00	1875	84.6		155.00	2530	834.9
	1,450.00	1325	61.0		300.00	4380	940.3		160.00	0010	9,648.1
WTD. AVG. BASE	778.19				315.00	0010	1,357.3		160.00	0517	1,219.4
MISSION	175.00	6440	1,493.3		325.00	0010	1,230.5		160.00	1043	371.6
	200.00	0010	554.2		400.00	0010	845.7		160.00	1257	1,229.7
WTD. AVG. BASE	181.77				400.00	2060	763.6		160.00	2530	3,909.6
PETITE SIRAH	250.00	5181	78.9		400.00	2095	423.2		165.00	0010	268.3
	300.00	0010	406.3		400.00	0010	17.4		165.00	0860	263.0
	750.00	0605	19.2		425.00	0010	10.2		165.00	0902	449.0
WTD. AVG. BASE	309.31				425.00	0470	7,433.7		165.00	1043	495.9
PINOT NOIR	275.00	0010	36.0		450.00	1923	211.5	WTD. AVG. BASE	170.25	3280	711.9
WTD. AVG. BASE	275.00				450.00	2095	2,354.1				
					455.00	2095	700.3	TABLE GRAPES			
					475.00	2095	56.4	AMERICAN ROSE	140.00	0741	25.2
					480.00	0045	94.2	WTD. AVG. BASE	140.00		

(Continued)

TABLE 8.

**BASE PRICE PAID TO GROWERS FOR GRAPES CRUSHED, DELIVERED TO CALIFORNIA PROCESSORS
FROM THE 1995 CROP, WITH BRIX FACTORS AND PURCHASED TONNAGE, BY TYPE,
VARIETY, REPORTING DISTRICT WHERE GROWN, AND WEIGHTED AVERAGE BASE PRICE (Cont'd)**

Variety	* Base * Price	* Brix * Factors	* Tons	* Variety	* Base * Price	* Brix * Factors	* Tons	* Variety	* Base * Price	* Brix * Factors	* Tons
	Dollars Per Ton	Code a/			Dollars Per Ton	Code a/			Dollars Per Ton	Code a/	
DISTRICT 14 (Cont'd)				QUEEN	7.00	b/ 1750	177.3	CHENIN BLANC	175.00	0150	605.7
				WTD. AVG. BASE	d/			(Cont'd)	175.00	0575	2,196.9
BLACK SEEDLESS	7.00	b/ 1750	124.6	RED GLOBE/ ROSE-ITO	7.00	b/ 1750	466.9		175.00	0741	284.6
WTD. AVG. BASE	d/				7.50	b/ 1750	126.7		175.00	2475	1,123.5
CALMERIA	7.00	b/ 1750	234.2	WTD. AVG. BASE	150.00	c/			175.00	2670	1,115.0
WTD. AVG. BASE	d/			RED SEEDLESS	7.00	b/ 1750	111.0	WTD. AVG. BASE	165.72	0825	376.9
CARDINAL	150.00	0210	52.5	WTD. AVG. BASE	150.00	c/		EMERALD RIESLING	150.00	0010	267.2
	155.00	0897	207.2	RIBIER	7.00	b/ 1750	205.1		150.00	0825	257.4
WTD. AVG. BASE	153.99				7.50	b/ 1750	265.6		160.00	0010	315.4
CHRISTMAS ROSE	7.00	b/ 1750	178.8		150.00	0010	80.9	WTD. AVG. BASE	162.31	3310	566.7
WTD. AVG. BASE	d/			WTD. AVG. BASE	150.00	c/		FRENCH COLOMBARD	8.00	b/ 1750	1,330.1
CRIMSON	150.00	1044	4.6	RUBY SEEDLESS/ KING RUBY	7.00	b/ 1750	738.9		150.00	2873	6,979.1
WTD. AVG. BASE	150.00				172.50	3280	55.9		160.00	0010	97.6
EMPERATRIZ	7.00	b/ 1750	65.4	WTD. AVG. BASE	172.50	c/			160.00	0564	926.7
WTD. AVG. BASE	d/			SUPERIOR SEEDLESS	150.00	0575	2,794.0		160.00	0840	4,059.8
EMPEROR	7.00	b/ 1750	594.1		150.00	3315	61.6		160.00	1043	153.2
	7.50	b/ 1750	82.7	WTD. AVG. BASE	150.00				160.00	1044	44.4
	150.00	0010	205.4	WHITE MALAGA	150.00	0010	2,228.3		160.00	2512	4,618.9
WTD. AVG. BASE	150.00	c/			160.00	0897	598.4	WTD. AVG. BASE	161.41	2620	37,735.8
EXOTIC	7.00	b/ 1750	156.5		160.00	2535	1,599.8		160.00	2870	283.7
	115.00	0368	614.8	WTD. AVG. BASE	156.48	2665	1,907.5		165.00	0902	170.4
	130.00	0751	209.0	OTHER TABLE	7.00	b/ 1750	17.1		165.00	1043	321.1
	140.00	0741	219.7		8.00	b/ 1750	17,172.3		165.00	2920	34,687.8
WTD. AVG. BASE	123.27	c/		WTD. AVG. BASE	d/				175.00	0897	589.0
FANTASY	172.50	0010	31.8						175.00	1044	923.6
WTD. AVG. BASE	172.50			VINE GRAPES (WHITE)				GREEN HUNGARIAN	160.00	0050	229.2
FLAME SEEDLESS	7.00	b/ 1750	3,602.2	BURGER	150.00	0396	407.7	WTD. AVG. BASE	160.00		
	7.50	b/ 1750	947.7		150.00	0410	64.8	MALVASIA BIANCA	155.00	5188	590.2
	140.00	0010	344.6		160.00	0010	1,148.4		175.00	0010	304.8
	140.00	0210	5.6		175.00	0010	6,702.9		250.00	0010	716.4
	150.00	0010	56.6	WTD. AVG. BASE	171.51				400.00	0010	19.8
	150.00	0210	238.6	CHARDONNAY	473.79	0010	266.8	WTD. AVG. BASE	203.43		
	150.00	1043	38.9		500.00	0210	171.4	MUSCAT BLANC/ MUSCAT CANELLI	225.00	0825	129.5
	150.00	1250	149.3		600.00	0010	804.8		400.00	0010	46.2
	155.00	1043	80.0		600.00	0825	4.3	WTD. AVG. BASE	271.02		
	160.00	0902	271.7		650.00	3280	803.6	MUSCAT OF ALEXANDRIA	7.50	b/ 1750	3.5
	165.00	0902	48.3		700.00	0010	33.9		8.00	b/ 1750	178.4
	165.00	1044	158.8		850.00	4212	259.9		150.00	2870	4,770.5
	172.50	0010	334.7	WTD. AVG. BASE	624.62				160.00	0010	1,314.0
WTD. AVG. BASE	155.94	c/		CHENIN BLANC	140.00	2079	410.5		160.00	0925	1,974.4
GOLDEN MUSCAT	8.00	b/ 1750	448.0		160.00	0010	4,511.2		160.00	5188	5,151.6
WTD. AVG. BASE	d/				160.00	0190	482.0		172.50	0010	156.5
ITALIA	7.00	b/ 1750	16.9		160.00	2402	839.5		175.00	0010	2,423.6
WTD. AVG. BASE	d/				160.00	2670	1,376.2		175.00	0190	1,080.6
PERLETTE	150.00	0190	196.1		165.00	0010	7,411.8		175.00	1010	74.8
WTD. AVG. BASE	150.00				165.00	0150	1,758.6		175.00	3310	900.8
					165.00	2402	351.0		175.00	5188	532.5
					165.00	2670	7,904.1		179.62	5188	857.0
					168.00	0010	1,371.6		185.00	0010	188.2
					175.00	0010	675.1		215.00	0010	74.8
									250.00	5188	787.7
									275.00	5188	861.3
								WTD. AVG. BASE	170.64	c/	
								PALOMNO/GOLDEN CHASSELAS	155.00	2670	481.7
								WTD. AVG. BASE	155.00		

(Continued)

TABLE 8.

**BASE PRICE PAID TO GROWERS FOR GRAPES CRUSHED, DELIVERED TO CALIFORNIA PROCESSORS
FROM THE 1995 CROP, WITH BRIX FACTORS AND PURCHASED TONNAGE, BY TYPE,
VARIETY, REPORTING DISTRICT WHERE GROWN, AND WEIGHTED AVERAGE BASE PRICE (Cont'd)**

Variety	* Base * Price	* Brix * Factors	* * Tons	* Variety	* Base * Price	* Brix * Factors	* * Tons	* Variety	* Base * Price	* Brix * Factors	* * Tons
	Dollars Per Ton	Code a/			Dollars Per Ton	Code a/			Dollars Per Ton	Code a/	
DISTRICT 14 (Cont'd)				CARIGNANE	200.00	7323	2,016.4	RUBY CABERNET	254.13	5080	1,086.5
				(Cont'd)	225.00	0990	1,524.3	(Cont'd)	280.00	4380	589.2
SAUVIGNON BLANC	315.54	0010	705.5	WTD. AVG. BASE	207.99				300.00	1205	594.1
									300.00	5080	631.7
WTD. AVG. BASE	315.54			CARNELIAN	217.45	7323	2,199.2		325.00	0010	452.9
					225.00	0010	592.7		325.00	4396	152.3
SEMILLON	160.00	0010	997.0		250.00	0010	2,390.8		330.00	4396	240.6
				WTD. AVG. BASE	233.33				350.00	1205	1,169.8
WTD. AVG. BASE	160.00			GAMAY (NAPA)	325.00	0010	1,101.7		350.00	6432	612.7
WHITE RIESLING	160.00	3315	212.2						400.00	0605	13.1
	176.80	3315	1,744.6	WTD. AVG. BASE	325.00				400.00	1250	715.8
									400.00	6432	1,922.6
WTD. AVG. BASE	174.98			GRENADE	140.00	2265	2,589.1	WTD. AVG. BASE	317.64		
					175.00	0010	2,023.6	SALVADOR	300.00	1205	10.8
OTHER WHITE	7.00	b/ 1750	69.7		175.00	0505	118.9		300.00	1220	2,601.0
	160.00	2981	2,155.7		175.00	2505	1,077.9		325.00	4200	1,768.5
	225.00	2246	1,901.4		179.62	2265	657.9		350.00	0010	2,164.3
	225.00	2492	4,770.0		185.00	2505	4,117.9	WTD. AVG. BASE	323.29		
	225.00	2981	584.7		200.00	0010	493.8	VALDEPENAS	200.00	0010	75.3
WTD. AVG. BASE	210.11	c/			200.00	2505	1,073.0				
					215.00	1480	155.4	WTD. AVG. BASE	200.00		
VINE GRAPES (RED)				WTD. AVG. BASE	174.92			ZINFANDEL	275.22	2060	1,722.7
ALICANTE	200.00	0990	97.1	MERLOT	600.00	0010	107.7		300.00	0010	950.7
BOUSCHET	200.00	3310	40.1		700.00	0010	53.8		300.00	0045	2,189.6
	200.00	4101	328.5		850.00	7256	22.7		350.00	0010	32.5
	225.00	3310	259.2		1,200.00	0010	41.1		385.00	0010	1,318.3
	250.00	3310	94.6		1,250.00	0250	42.0		400.00	0010	140.7
					1,250.00	4212	1,104.0		400.00	0415	375.6
WTD. AVG. BASE	213.68								400.00	2095	570.2
				WTD. AVG. BASE	1,169.25				425.00	0470	3,352.0
BARBERA	240.00	0210	160.2	PETITE SIRAH	280.00	5181	220.3		450.00	0010	2,204.5
	243.51	7323	1,508.5						450.00	2095	416.7
	250.00	0010	750.5	WTD. AVG. BASE	280.00				475.00	0010	209.0
	250.00	0210	1,305.3						500.00	0010	1,665.2
	250.00	1030	572.0	PINOT NOIR	275.00	0010	39.4		500.00	0045	1,952.7
	250.00	5181	4,525.7						500.00	0535	107.8
	250.00	6440	907.6	WTD. AVG. BASE	275.00				500.00	1771	1,932.4
	250.00	7323	578.2	ROYALTY	275.00	0010	690.2		500.00	2093	754.0
	850.00	1020	7.9		350.00	0010	1,124.7		510.00	0010	1,130.9
WTD. AVG. BASE	249.36				350.00	6440	443.3		512.50	1812	1,813.8
BLACK MALVOISIE	250.00	5165	367.1	WTD. AVG. BASE	327.08				525.00	0417	101.8
									530.00	0010	177.3
WTD. AVG. BASE	250.00			RUBIRED	10.00	b/ 1750	1,146.1	WTD. AVG. BASE	429.66		
CABERNET	250.00	0010	1,984.9		250.00	0250	413.7	OTHER RED	7.00	b/ 1750	116.6
SAUVIGNON	350.00	0010	356.5		325.00	0010	13.0		7.50	b/ 1750	46.2
	350.00	7323	670.0		335.00	0010	3,086.7		8.00	1750	11.0
	360.00	6450	932.8		350.00	0010	24.8		150.00	0010	26.9
	400.00	0010	224.2		350.00	0860	138.9		200.00	1205	58.2
	400.00	1205	441.8		350.00	1205	889.1		225.00	0010	6.0
	400.00	7030	269.6		350.00	4200	1,810.5		225.00	5161	11,929.6
	500.00	0010	603.3		350.00	6432	868.0	WTD. AVG. BASE	224.71	c/	
	500.00	0210	90.4		350.00	6440	7,593.8				
	535.00	6442	2,123.8		350.00	6860	111.3				
	550.00	0605	103.6		350.00	7323	6,727.3				
	550.00	1030	184.4		357.50	6456	2,364.5				
	550.00	1205	559.7		360.00	4396	2,314.9				
	600.00	0010	68.8		362.50	1205	233.6				
	650.00	5300	1,209.5		400.00	0605	3.6				
	700.00	0010	147.9		400.00	1250	1,123.0				
WTD. AVG. BASE	445.87			WTD. AVG. BASE	350.44	c/					
CARIGNANE	200.00	0010	128.1	RUBY CABERNET	200.00	0010	10.2				
	200.00	1000	1,101.9		250.00	0010	993.7	OTHER TABLE	8.00	b/ 1750	2,695.5
					250.00	0250	1,512.4	WTD. AVG. BASE	d/		

(Continued)

TABLE 8.

**BASE PRICE PAID TO GROWERS FOR GRAPES CRUSHED, DELIVERED TO CALIFORNIA PROCESSORS
FROM THE 1995 CROP, WITH BRIX FACTORS AND PURCHASED TONNAGE, BY TYPE,
VARIETY, REPORTING DISTRICT WHERE GROWN, AND WEIGHTED AVERAGE BASE PRICE (Cont'd)**

Variety	* Base * * Price * Dollars Per Ton	* Brix * * Factors * Code a/	* Tons	* Variety	* Base * * Price * Dollars Per Ton	* Brix * * Factors * Code a/	* Tons	* Variety	* Base * * Price * Dollars Per Ton	* Brix * * Factors * Code a/	* Tons
DISTRICT 15 (Cont'd)				OTHER RED	125.00	1020	3.5	CABERNET FRANC	800.00	1010	.6
WINE GRAPES (WHITE)				WTD. AVG. BASE	125.00			WTD. AVG. BASE	1,100.00	0605	2.3
CHASSELAS DORE	125.00	1020	20.3	DISTRICT 16				CABERNET SAUVIGNON	700.00	1410	1.5
WTD. AVG. BASE	125.00								715.00	1010	1.1
PALOMINO/GOLDEN CHASSELAS	125.00	0010	37.3						750.00	8300	30.2
WTD. AVG. BASE	125.00	1020	53.5						800.00	0010	231.9
CHARDONNAY				WINE GRAPES (WHITE)					809.86	1390	13.1
PEDRO XIMENES	125.00	1020	11.3	CHARDONNAY	625.00	0010	1.4		850.00	0605	5.7
WTD. AVG. BASE	125.00				850.00	0010	5.3	WTD. AVG. BASE	850.00		
ST. EMLION (UGNI BLANC)	500.00	1010	18.1		892.74	0010	625.4		850.00		
WTD. AVG. BASE	500.00				900.00	0010	117.1	CARIGNANE	175.00	0010	30.0
OTHER WHITE	158.00	0010	24.4		900.00	1010	5.0	WTD. AVG. BASE	175.00		
WTD. AVG. BASE	300.00	0975	16.3		900.00	1020	5.1				
BARBERA	300.00	1010	23.0		900.00	1205	97.5	CARMINE	1,062.82	1010	.9
WTD. AVG. BASE	300.00				964.13	0670	25.8	WTD. AVG. BASE	1,062.82		
CARIGNANE	500.00	1410	6.2		1,000.00	0010	121.8				
WTD. AVG. BASE	600.00	0010	4.7		1,000.00	1205	51.2	GAMAY (NAPA)	400.00	0010	2.0
CINSAULT	500.00	0010	26.1		1,000.00	4396	377.3	WTD. AVG. BASE	400.00		
WTD. AVG. BASE	600.00	0010	2.4		1,000.00	7484	787.3				
MUSCAT BLANC/ MUSCAT CANELLI	600.00	1020	7.8		1,242.92	0010	119.2	GRENACHE	350.00	0010	6.1
WTD. AVG. BASE	600.00	1220	4.9					WTD. AVG. BASE	450.00	0010	5.0
MUSCAT OF ALEXANDRIA	575.00	1205	13.5								
WTD. AVG. BASE	575.00							MERLOT	1,000.00	0010	38.8
PINOT BLANC	851.04	0800	34.0						1,100.00	0010	1.9
WTD. AVG. BASE	851.04								1,100.00	1390	8.8
SAUVIGNON BLANC	424.45	0010	33.9						1,200.00	1010	18.9
WTD. AVG. BASE	518.69	0010	2.1						1,200.00	1220	6.0
GRENACHE	175.00	0010	211.7						1,250.00	1205	33.8
WTD. AVG. BASE	191.20	1410	14.3						1,300.00	1020	15.2
MSSION	125.00	0010	3.0								
WTD. AVG. BASE	163.69	0210	88.3								
MOUVEDRE	600.00	1220	4.2								
WTD. AVG. BASE	600.00	1410	7.8								
ZINFANDEL	400.00	0010	137.6								
WTD. AVG. BASE	516.54	0010	151.5								
		0010	410.4								
		0010	161.7								
		0010	14.5								
		1410	15.0								
		1420	8.7								

(Continued)

TABLE 8.

**BASE PRICE PAID TO GROWERS FOR GRAPES CRUSHED, DELIVERED TO CALIFORNIA PROCESSORS
FROM THE 1995 CROP, WITH BRIX FACTORS AND PURCHASED TONNAGE, BY TYPE,
VARIETY, REPORTING DISTRICT WHERE GROWN, AND WEIGHTED AVERAGE BASE PRICE (Cont'd)**

Variety	* Base * Price	* Brix * Factors	* * Tons	Variety	* Base * Price	* Brix * Factors	* * Tons	Variety	* Base * Price	* Brix * Factors	* * Tons
	Dollars Per Ton	Code a/			Dollars Per Ton	Code a/			Dollars Per Ton	Code a/	
DISTRICT 17				CHENIN BLANC	400.00	3220	67.8	CABERNET	650.00	1220	21.9
				(Cont'd)	450.00	0010	76.0	SAUVIGNON	650.00	7767	399.1
					450.00	0630	70.6	(Cont'd)	800.00	7757	45.6
WINE GRAPES (WHITE)				WTD. AVG. BASE	343.53			WTD. AVG. BASE	619.99		
CHARDONNAY	7.00	b/ 1750	23.2	FLORA	600.00	1020	4.8	GAMAY (NAPA)	300.00	0010	112.2
	450.00	0010	212.5	WTD. AVG. BASE	600.00			WTD. AVG. BASE	300.00		
	450.00	4860	257.3	FRENCH COLOMBARD	225.00	5310	440.1	MERLOT	400.00	0010	112.5
	500.00	0010	1,035.6	WTD. AVG. BASE	225.00			600.00	7256	198.8	
	574.72	0940	305.8	SAUVIGNON BLANC	395.00	0010	100.6	722.00	0010	294.3	
	595.01	0010	85.5		400.00	0010	288.5	750.00	0010	47.3	
	600.00	0010	540.5	WTD. AVG. BASE	425.00	6145	107.7	900.00	0010	804.8	
	643.88	7030	122.2		450.00	7095	446.2	900.00	7030	31.5	
	645.01	0860	212.2	WTD. AVG. BASE	425.98			1,000.00	0010	300.8	
	650.00	0010	2,967.2	SEMILLON	300.00	2573	229.3	1,000.00	1410	48.4	
	650.00	1220	78.9	WTD. AVG. BASE	300.00			1,100.00	7590	303.1	
	650.00	6145	67.5	SYMPHONY	275.00	0010	432.9	1,200.00	0010	20.3	
	700.00	0860	22.0		275.00	4415	23.7	1,500.00	7759	23.7	
	700.00	1080	93.4	WTD. AVG. BASE	275.00			WTD. AVG. BASE	598.40		
	700.00	7495	4,491.7	ZINFANDEL	400.00	1020	8.1	425.00	0825	153.5	
	750.00	0010	598.7		425.00	0010	558.4	450.00	0010	558.4	
	750.00	6260	421.1	WINE GRAPES (RED)	550.00	0010	23.9	450.00	1950	111.5	
	800.00	7759	23.3	CABERNET	550.00	7484	90.8	500.00	0010	93.1	
	850.00	7484	286.3	SAUVIGNON	575.00	1020	24.2	500.00	2060	187.4	
	850.00	7759	23.2		600.00	0010	215.3	800.00	7030	19.0	
	900.00	0010	12.8	WTD. AVG. BASE	600.00	7030	165.3	WTD. AVG. BASE	464.53		
WTD. AVG. BASE	658.02	c/			600.00	7590	205.9				
CHENIN BLANC	265.00	0825	228.1								
	285.00	0010	247.2								
	298.00	0010	123.0								
	300.00	0560	303.7								
	350.00	0010	319.7								
	350.00	0825	51.4								
	350.00	2605	573.7								
	350.00	2960	2,308.9								
	350.00	4138	268.4								
	375.00	0925	285.0								

a/ See code descriptions beginning on page 62.

b/ Price basis per degree Brix.

c/ Price per degree Brix not included in weighted average base price.

d/ All prices based on per degree Brix.

Table 8 - Supplement

BRIX ADJUSTMENT FACTORS

The following Brix adjustment factors are on a per degree Brix basis and are normally calculated to a tenth of a degree, and are cumulative unless otherwise indicated. Most processors, however, indicate maximum and/or minimum Brix acceptance limits. Grapes testing above or below these limits may be subject to price renegotiation, acceptance for use other than for table wine, or rejection by the processors. Discounts for high sugar apply to both base price and bonus unless otherwise stated. There are factors other than Brix, such as material other than grapes (MOG), defects, weight loss in late harvest grapes, and sugar/acid ratios that affect grape prices. These were not considered in this presentation, unless otherwise stated, but were considered in arriving at weighted average prices.

PREMIUM OR PENALTY

0010 No max. or min.
 0040 Min. acceptance 15E
 0045 Min. acceptance 15.5E
 0050 Min. acceptance 16E
 0055 Min. acceptance 16.5E
 0065 Min. acceptance 17.5E
 0070 Min. acceptance 18E
 0090 Min. acceptance 18.5E
 0150 Min. acceptance 19E
 0190 Min. acceptance 20E
 0195 Min. acceptance 20.5E
 0210 Min. acceptance 21E
 0215 Min. acceptance 21.5E
 0250 Min. acceptance 22E
 0270 Min. acceptance 22.5E
 0278 Min. acceptance 22.8E
 0280 Min. acceptance 23E
 0290 Min. acceptance 24E
 0330 Min. acceptance 25E
 0335 Max. acceptance 24E
 0350 Max. acceptance 28E
 0360 Max. acceptance 30E
 0368 Acceptable limits 8-30E
 0372 Acceptable limits 8-40E
 0396 Acceptable limits 14-17E
 0410 Acceptable limits 15-17E
 0415 Acceptable limits 15-18E
 0416 Acceptable limits 15-22E
 0417 Acceptable limits 16-19E
 0425 Acceptable limits 16-21E
 0435 Acceptable limits 16.5-19.5E
 0455 Acceptable limits 17-18E
 0460 Acceptable limits 17-19E
 0465 Acceptable limits 17-19.5E
 0470 Acceptable limits 17-20E

PREMIUM OR PENALTY (Cont'd)

0475 Acceptable limits 17-20.5E
 0478 Acceptable limits 17-21E
 0490 Acceptable limits 17-23E
 0495 Acceptable limits 17-24.5E
 0505 Acceptable limits 17.5-20E
 0515 Acceptable limits 17.5-20.5E
 0517 Acceptable limits 17.5-21E
 0520 Acceptable limits 17.5-22E
 0535 Acceptable limits 18-19E
 0537 Acceptable limits 18-19.5E
 0560 Acceptable limits 18-20E
 0564 Acceptable limits 18-20.5E
 0575 Acceptable limits 18-21E
 0585 Acceptable limits 18-22E
 0595 Acceptable limits 18-23E
 0605 Acceptable limits 18-24E
 0615 Acceptable limits 18-25E
 0617 Acceptable limits 18-26E
 0620 Acceptable limits 18.5-19.5E
 0623 Acceptable limits 18.5-19.8E
 0630 Acceptable limits 18.5-20.5E
 0655 Acceptable limits 18.5-23E
 0670 Acceptable limits 19-20E
 0680 Acceptable limits 19-21E
 0685 Acceptable limits 19-21.5E
 0690 Acceptable limits 19-22E
 0710 Acceptable limits 19-23E
 0725 Acceptable limits 19-24E
 0735 Acceptable limits 19-25E
 0741 Acceptable limits 19-30E
 0751 Acceptable limits 19-40E
 0760 Acceptable limits 19.5-21.5E
 0800 Acceptable limits 20-21E
 0825 Acceptable limits 20-22E
 0830 Acceptable limits 20-22.5E

(Continued)

PREMIUM OR PENALTY (Cont'd)

0840 Acceptable limits 20-23E
 0850 Acceptable limits 20-23.5E
 0860 Acceptable limits 20-24E
 0870 Acceptable limits 20-25E
 0880 Acceptable limits 20-26E
 0897 Acceptable limits 20-30E
 0900 Acceptable limits 20-35E
 0902 Acceptable limits 20-40E
 0910 Acceptable limits 20.5-21.5E
 0915 Acceptable limits 20.5-22E
 0925 Acceptable limits 20.5-22.5E
 0935 Acceptable limits 20.5-23E
 0940 Acceptable limits 20.5-23.5E
 0945 Acceptable limits 20.5-24E
 0950 Acceptable limits 20.5-24.5E
 0975 Acceptable limits 21-22E
 0985 Acceptable limits 21-22.5E
 0990 Acceptable limits 21-23E
 1000 Acceptable limits 21-23.5E
 1010 Acceptable limits 21-24E
 1015 Acceptable limits 21-24.5E
 1020 Acceptable limits 21-25E
 1025 Acceptable limits 21-25.5E
 1030 Acceptable limits 21-26E
 1035 Acceptable limits 21-27E
 1040 Acceptable limits 21-29E
 1043 Acceptable limits 21-30E
 1044 Acceptable limits 21-40E
 1050 Acceptable limits 21.4-25E
 1065 Acceptable limits 21.5-22.5E
 1075 Acceptable limits 21.5-23E
 1080 Acceptable limits 21.5-23.5E
 1082 Acceptable limits 21.5-23.8E
 1085 Acceptable limits 21.5-24E
 1095 Acceptable limits 21.5-24.5E
 1100 Acceptable limits 21.5-24.8E
 1105 Acceptable limits 21.5-25E
 1148 Acceptable limits 21.7-24E
 1180 Acceptable limits 22-23E
 1185 Acceptable limits 22-23.2E

PREMIUM OR PENALTY (Cont'd)

1190 Acceptable limits 22-23.5E
 1200 Acceptable limits 22-23.8E
 1205 Acceptable limits 22-24E
 1215 Acceptable limits 22-24.5E
 1220 Acceptable limits 22-25E
 1225 Acceptable limits 22-25.5E
 1230 Acceptable limits 22-26E
 1235 Acceptable limits 22-26.5E
 1245 Acceptable limits 22-28E
 1250 Acceptable limits 22-29E
 1255 Acceptable limits 22-30E
 1257 Acceptable limits 22-40E
 1260 Acceptable limits 22.1-23.5E
 1262 Acceptable limits 22.2-24.2E
 1310 Acceptable limits 22.5-23.5E
 1312 Acceptable limits 22.5-23.8E
 1315 Acceptable limits 22.5-24E
 1317 Acceptable limits 22.5-24.2E
 1325 Acceptable limits 22.5-24.5E
 1330 Acceptable limits 22.5-25E
 1335 Acceptable limits 22.5-25.5E
 1350 Acceptable limits 22.5-29E
 1352 Acceptable limits 22.5-30E
 1356 Acceptable limits 22.6-24.5E
 1365 Acceptable limits 22.8-24E
 1370 Acceptable limits 22.8-24.2E
 1390 Acceptable limits 23-24E
 1400 Acceptable limits 23-24.5E
 1410 Acceptable limits 23-25E
 1415 Acceptable limits 23-25.5E
 1420 Acceptable limits 23-26E
 1425 Acceptable limits 23-27E
 1442 Acceptable limits 23-30E
 1443 Acceptable limits 23-33E
 1445 Acceptable limits 23-35E
 1453 Acceptable limits 23.5-24.3E
 1455 Acceptable limits 23.5-24.5E
 1458 Acceptable limits 23.5-25E
 1460 Acceptable limits 23.5-25.5E
 1465 Acceptable limits 23.5-26E

(Continued)

Table 8 - Supplement

BRIX ADJUSTMENT FACTORS**PREMIUM OR PENALTY (Cont'd)**

1470 Acceptable limits 23.8-25E
 1480 Acceptable limits 24-25E
 1485 Acceptable limits 24-26E
 1487 Acceptable limits 24-27E
 1488 Acceptable limits 24-28E
 1489 Acceptable limits 24-36E
 1490 Acceptable limits 24.5-30E
 1492 Acceptable limits 25-30E
 1496 Acceptable limits 25-40E
 1528 Acceptable limits 26-35E
 1535 Acceptable limits 27.7-24E
 1540 Acceptable limits 28-40E
 1560 Acceptable limits 30-32E
 1567 Acceptable limits 30-40E
 1568 Acceptable limits 31-33E
 1582 Acceptable limits 35-51E
 1585 Acceptable limits 36-38E

SPECIAL CLASS

1750 Per degree Brix

14-16E BRIX

1771 No Premium; - 10% below

14-17E BRIX

1781 No premium; - 6% above

15E BRIX

1812 No premium; - 10% below

1820 No premium; - 15% min. 14E

15.5-19.5E BRIX

1875 No premium; - 20% above or below, acceptable limits
 15.5-20.5E

16E BRIX

1923 No premium; - 5%

1930 No premium; - 10%

16-19E BRIX

1950 No premium; - 10% below

16-20E BRIX

1975 No premium; - 10% below

16.5-20.5E BRIX

2060 No premium; - 10% above or below

2063 No premium; - 10% above or below, acceptable limits
 15.5-21.5E

17E BRIX

2070 No premium; - 10%

17-18E BRIX

2079 No premium; - 5% below

2081 No premium; - 10%, min. acceptance 15E

17-19E BRIX

2093 No premium; - 10% below

2095 No premium; - 10% below, min. acceptance 15E

2107 No premium; - 10% above or below, acceptable limits
 16.5-19.5E

17-20E BRIX

2120 No premium; - 10% below

17-20.5E BRIX

2135 No premium; - 20% to 16.5E, - 60% below 16.5E; - 40%
 above 20.5E

17-22E BRIX

2165 No premium; - 10% below

17.5-21E BRIX

2201 No premium; - 10% below

18-19E BRIX

2246 No premium; - 10% below

18-20E BRIX

2261 No premium; - 5% below

2265 No premium; - 10% below

2267 No premium; - 10% above

2275 No premium; - 15% above, acceptable limits 18-21E

18-20.5E BRIX

2285 No premium; - 10% above or below

18-21E BRIX

2306 No premium; - 20% to 17E, - 60% below 17E; - 40%
 above
 21E

2308 No premium; - 20% to 17.5E, - 30% below 17.5E; - 20%
 above 21E

(Continued)

Table 8 - Supplement

BRIX ADJUSTMENT FACTORS**18- 21E BRIX (Cont' d)**

2310 No premium; - 20% to 17.5E, - 60% below 17.5E; - 40% above 21E

18- 22E BRIX

2330 No premium; - 10% below

2350 No premium; - 20% to 17.2E, - 30% below 17.2E; - 20% above 22E

2352 No premium; - 20% to 17.5E, - 30% below 17.5E; - 20% above 22E

2355 No premium; - 20% to 17.5E, - 60% below 17.5E; - 40% above 22E

18- 23E BRIX

2370 No premium; - 10%

2375 No premium; - 15% below

18- 24E BRIX

2390 No premium; - 10% below

18- 25E BRIX

2395 No premium; - 10% below

18. 5- 19. 5E BRIX

2402 No premium; - 10% below, min. acceptance 17.5E

18. 5- 22E BRIX

2430 No premium; - 20% to 17E, - 30% below 17E; - 20% above 22E

2432 No premium; - 20% to 17.5E, - 30% below 17.5E; - 20% above 22E

19E BRIX

2472 No premium; - 10% below

2473 No premium; - 10% below, min. acceptance 17E

2475 No premium; - 10% min. 18E

19- 20E BRIX

2492 No premium; - 10%

2500 No premium; - 10% below, min. acceptance 17E

2505 No premium; - 10% below, min. acceptance 17.5E

19- 20. 5E BRIX

2512 No premium; - 10% below

19- 21E BRIX

2527 No premium; - 10% below, min. acceptance 17E

2530 No premium; - 10% below, min. acceptance 17.5E

2535 No premium; - 10% below, min. acceptance 18E

19- 21E BRIX (Cont' d)

2557 No premium; - 20% to 18E, - 30% below 18E; - 20% above 21E

2560 No premium; - 20% to 18E, - 60% below 18E; - 40% above 21E

19- 21. 5E BRIX

2571 No premium; - 15% below

19- 22E BRIX

2573 No premium; - 10% below

2583 No premium; - 20% to 18E, - 30% below 18E; - 20% above 22E

2585 No premium; - 20% to 18E, - 60% below 18E; - 40% above 22E

19- 22. 5E BRIX

2605 No premium; - 10% above or below, acceptable limits 18- 23.5E

19- 23E BRIX

2620 No premium; - 10% below

19- 24E BRIX

2665 No premium; - 10% below

19- 25E BRIX

2670 No premium; - 10% below

19. 5E BRIX

2685 No premium; - 10%

2687 No premium; - 10% below

19. 5- 20. 5E BRIX

2700 No premium; - 10% below, min. acceptance 18.5E

19. 5- 21. 5E BRIX

2735 No premium; - 10% above, acceptable limits 19.5- 22.5E

2745 No premium; - 10% above or below, acceptable limits 19- 22E

2754 No premium; - 15% above, min. acceptance 19.5E

2755 No premium; - 15% above, acceptable limits 19.5- 22.5E

19. 5- 23E BRIX

2761 No premium; - 10% below

19. 5- 24E BRIX

2770 No premium; - 10% above or below, acceptable limits 20.5- 22.5E

(Continued)

Table 8 - Supplement

BRIX ADJUSTMENT FACTORS**20E BRIX**

2870 No premi um; - 5%
 2873 No premi um; - 5% below
 2920 No premi um; - 10% mi n. 19E
 2930 No premi um; - 10% below
 2949 No premi um; - 15% mi n. 18E
 2950 No premi um; - 15% mi n. 19E
 2960 + 10% max. 21E, - 15% mi n. 19E

20- 21E BRIX

2981 No premi um; - 10% below
 2990 No premi um; - 10% above or below, acceptable
 limits
 19- 22E
 2995 No premi um; - 15% below, acceptable limits 18- 21E

20- 22E BRIX

3085 No premi um; - 10% below
 3100 No premi um; - 10% above or below
 3106 No premi um; - 10% above or below, acceptable
 limits
 18. 5- 23. 5E
 3113 No premi um; - 10% above or below, acceptable
 limits
 19- 24E
 3115 No premi um; - 10% above or below, acceptable
 limits
 19. 5- 22. 5E

20- 22. 5E BRIX

3175 No premi um; - 20% to 19E, - 60% below 19E; - 40%
 above
 22. 5E
 3185 + 1. 5% per tenth degree within base range; - 20%
 to
 19E, - 60% below 19E; - 40% above 22. 5E

20- 23E BRIX

3205 No premi um; - 10% below
 3218 No premi um; - 15% below
 3220 No premi um; - 15% below, acceptable limits 19- 23E
 3225 No premi um; - 20% above or below, acceptable
 limits
 19- 24E

20- 24E BRIX

3280 No premi um; - 10% below
 3297 No premi um; - 15% below
 3300 + 15% per degree within base range; - 20% to 19E,
 - 30% below 19E; - 20% above 24E

20- 24. 5E BRIX

3310 No premi um; - 10% above or below, acceptable
 limits
 19- 25. 5E

20- 25E BRIX

3315 No premi um; - 10% below
 3320 No premi um; - 10% above or below

20. 5E BRIX

3350 No premi um; - 15% below, mi n. 19E

20. 5- 21E BRIX

3380 - 10% below, + flat \$4. 00 per degree above

20. 5- 21. 5E BRIX

3381 No premi um; - 10%
 3390 No premi um; - 10% below, mi n. acceptance 19. 5E

20. 5- 22. 5E BRIX

4037 No premi um; - 10% above or below
 4045 No premi um; - 10% above or below, acceptable
 limits
 19. 5- 23. 5E
 4050 No premi um; - 10% above or below, acceptable
 limits
 20- 23E
 4080 No premi um; - 20% above or below, acceptable
 limits
 19. 5- 23. 5E
 4095 No premi um; - 20% max. 30E; - 20% to 19E, - 50%
 mi n.
 18E

20. 5- 23E BRIX

4101 No premi um; - 10% below
 4105 No premi um; - 10% above or below, acceptable
 limits
 19. 5- 24E

20. 5- 23. 5E BRIX

4138 No premi um; - 15% above or below, acceptable
 limits
 19. 5- 24. 5E

20. 5- 24E BRIX

4144 No premi um; - 10% below
 4155 No premi um; - 10% above or below, acceptable
 limits
 19. 5- 25E

20. 6- 22. 6 BRIX

4170 No premi um; - \$50. 00 above or below, acceptable
 limits
 19- 24E

21E BRIX

4200 No premi um; - 5%
 4212 No premi um; - 10% below
 4250 No premi um; - 10% mi n. 20E
 4275 No premi um; - 15%
 4280 No premi um; - 15% mi n. 19E

(Continued)

Table 8 - Supplement

BRIX ADJUSTMENT FACTORS**21E BRIX (Cont' d)**

4285 No premium; - 15% min. 19.5E
 4290 No premium; - 15% min. 20E
 4295 - 5% below, + flat \$4.00 per degree above
 4308 + 10% max. 23.5E; - 15% to 20E, - 25% below 20E
 acceptable limits 19.5-24E
 4322 + or - 10% max. 22.5E, acceptable limits 20.5-23.5E
 4325 + or - 15% max. 22E, acceptable limits 20-23E

21-22E BRIX

4380 No premium; - 5% below
 4395 No premium; - 10%
 4396 No premium; - 10% below
 4400 No premium; - 10% below, min. acceptance 20E
 4415 No premium; - 15% above or below, acceptable limits
 20-23E
 4425 No premium; - 20% to 20E, - 60% below 20E; - 40%
 above
 22E

21-23E BRIX

4830 No premium; - 10% below
 4860 No premium; - 10% above or below, acceptable limits
 20-24E
 4865 No premium; - 10% above or below, acceptable limits
 20.5-23.5E
 4880 No premium; - 15% below, acceptable limits 20-23E
 4920 No premium; - 20% to 20E, - 60% below 20E; - 40%
 above
 23E
 4935 + 1.5% per tenth degree within base range; - 20% to
 20E, - 60% below 20E; - 40% above 23E

21-23.5E BRIX

4965 No premium; - 10% above or below, acceptable limits
 20-24.5E
 4983 No premium; - 20% to 20E, - 30% below 20E; - 20%
 above
 23.5E
 4985 No premium; - 20% to 20E, - 60% below 20E; - 40%
 above
 23.5E
 4995 + 15% per tenth degree within base range; - 20% to
 20E, - 30% below 20E; - 20% above 23.5E
 4997 + 1.5% per tenth degree within base range; - 20% to
 20E, - 60% below 20E; - 40% above 23.5E

21-24E BRIX

5080 No premium; - 10% below
 5105 No premium; - 10% above or below
 5138 No premium; - 20% to 20E, - 30% below 20E; - 20%
 above
 24E
 5140 No premium; - 20% to 20E, - 60% below 20E, - 40%
 above
 24E

21-24E BRIX (Cont' d)

5150 + 1.5% per tenth degree within range; - 20% to 20E,
 - 60% below 20E; - 40% above 24E
 5155 + \$2.50 per tenth degree within base range; - 20%
 below 21E

21-24.5E BRIX

5161 No premium; - 10%
 5165 No premium; - 10% above or below, acceptable limits
 20-25.5E
 5170 No premium; - 20% to 20E, - 60% below 20E; - 40%
 above
 24.5E

21-25E BRIX

5181 No premium; - 5% below
 5188 No premium; - 10% below
 5193 No premium; - 10%, max. 23E

21.5E BRIX

5300 No premium; - 10%
 5310 No premium; - 15% min. 20E

21.5-22E BRIX

5400 No premium; - 10% below

21.5-22.5E BRIX

5601 No premium; - 10%

21.5-23E BRIX

5900 No premium; - 10% below, min. acceptance 20E
 5906 No premium; - 10% below, min. acceptance 20.5E
 6085 No premium; - 20% to 21E, - 60% below 21E, - 40%
 above
 23E

21.5-23.5E BRIX

6120 No premium; - 10% below
 6130 No premium; - 10% above or below
 6138 No premium; - 10% above or below, acceptable limits
 20-24.5E
 6140 No premium; - 10% above or below, acceptable limits
 20.5-24.5E
 6142 No premium; - 10% above or below, acceptable limits
 20.5-25E
 6145 No premium; - 10% above or below, acceptable limits
 21-24E
 6160 No premium; - 15% above or below, acceptable limits
 20.5-24.5E
 6170 No premium; - 15% above or below, acceptable limits
 21-23.9E

(Continued)

Table 8 - Supplement

BRIX ADJUSTMENT FACTORS**21.5-23.5E BRIX (Cont'd)**

6210 No premium; - 20% above or below, acceptable limits 19-30E

6215 No premium; - 20% above or below, max. 30E, min. acceptance 20E

6220 No premium; - 20% above or below, max. 30E, min. acceptance 18E

21.5-24E BRIX

6243 No premium; - 10% above or below, acceptable limits 20-25E

6255 No premium; - 15% below, acceptable limits 21-24E

6260 No premium; - 15% above or below, acceptable limits 20.5-25E

6275 No premium; - 20% to 21E, - 60% below 21E; - 40% above 24E

21.5-24.5E BRIX

6280 No premium; - 10% below, min. acceptance 21E

6303 No premium; - 10% above or below, acceptable limits 20.5-25.5E

21.5-25E BRIX

6380 No premium; - 20% to 20.5E, - 30% below 20.5E; - 20% above 25E

22E BRIX

6430 No premium; - 10%

6432 No premium; - 10% below

6435 No premium; - 10% min. 20E

6440 No premium; - 10% min. 21E

6442 No premium; - 10% min. 21.5E

6450 No premium; - 15% min. 21E

6451 No premium; - 15% min. 21.5E

6454 No premium; - 20%, acceptable limits 21-26E

6456 - 10% below, + 5% above

6480 + 10% max. 24E, - 15% to 21E, - 25% below 21E, acceptable limits 20-26E

22-23E BRIX

6847 No premium; - 5% above or below

6848 No premium; - 10% below

6857 No premium; - 10% below, min. 20.9E

6860 No premium; - 10% below, min. 21E

6865 No premium; - 10% above or below, acceptable limits 21-24E

6880 No premium; - 15% above or below, acceptable limits 20.5-24E

22-23.5E BRIX

6932 No premium; - 10% below, min. 20.9E

6938 No premium; - 10% above or below, max. 30E

6945 No premium; - 15% below, min. 21E

6955 No premium; - 15% above or below, acceptable limits 20-24E

6965 No premium; - 15% below, acceptable limits 21-24E

6973 No premium; - 20% to 21E, - 30% below 21E; - 20% above 23.5E

6975 No premium; - 20% to 21E, - 60% below 21E, - 40% above 23.5E

6977 No premium; - 20% to 21.5E, - 30% below 21.5E; - 20% above 23.5E

22-24E BRIX

7028 No premium; - 10%

7030 No premium; - 10% below

7040 No premium; - 10% below, min. 21E

7046 No premium; - 10% below, min. acceptance 21.0E

7050 No premium; - 10% below, acceptable limits 21-24E

7063 No premium; - 10% above or below, acceptable limits 21-25E

7065 No premium; - 10% above or below, acceptable limits 21.5-24.5E

7075 No premium; - 10% above or below, max. acceptance 30E

7085 No premium; - 15% below

7090 No premium; - 15% below, acceptable limits 21-24E

7095 No premium; - 15% below, acceptable limits 21.5-24E

7105 No premium; - 15% above or below

7115 No premium; - 10%

7120 No premium; - 15% above or below, acceptable limits 21-24.5E

7125 No premium; - 15% above or below, acceptable limits 21-25E

7135 No premium; - 20% below, acceptable limits 21-24E

7144 No premium; - 20% above or below, acceptable limits 20.5-25E

7145 No premium; - 20% above or below, acceptable limits 21-25E

7150 No premium; - 20% above or below, acceptable limits 21.5-26E

7158 No premium; - 20% to 21E, - 30% below 21E; - 20% above 24E

7160 No premium; - 20% to 21E, - 60% below 21E; - 40% above 24E

(Continued)

Table 8 - Supplement

BRIX ADJUSTMENT FACTORS**22-24E BRIX (Cont'd)**

7168 No premium; - 20% to 21.5E, - 30% below 21.5E; - 20% above 24E

7170 No premium; - 20% to 21.5E, - 60% below 21.5E; - 40% above 24E

7175 No premium; - 25% below 22E, acceptable limits 19-24E

7180 No premium; - 60% below 22E; - 40% above 24E

22-24.5E BRIX

7250 No premium; - 10% below

7251 No premium; - 10% below, min. 20.9E

7252 No premium; - 10% below, min. acceptance 21E

7253 No premium; - 10% above or below

7255 No premium; - 10% above or below, acceptable limits 21-25E

7256 No premium; - 10% above or below, acceptable limits 21-25.5E

7263 No premium; - 15% below

7275 No premium; - 15% above or below, acceptable limits 21-25.5E

22-24.5E BRIX

7288 No premium; - 20% to 21E, - 30% below 21E; - 20% above 24.5E

7290 No premium; - 20% to 21E, - 60% below 21E; - 40% above 24.5E

7292 No premium; - 20% to 21.5E, - 30% below 21.5E; - 20% above 24.5E

7300 No premium; - 60% below 22E; - 40% above 24.5E

22-25E BRIX

7323 No premium; - 10% below

7324 No premium; - 10% below, min. 20.9E

7329 No premium; - 10% above or below

7331 No premium; - 10% above or below, max. acceptance 26E

7333 No premium; - 15% above or below, acceptable limits 21-26E

7343 No premium; - 20% above or below, acceptable limits 20.5-26E

7344 No premium; - 20% above or below, acceptable limits 21-26E

7347 No premium; - 20% to 21E, - 30% below 21E; - 20% above 25E

22-25.5E BRIX

7357 No premium; - 10% above or below, acceptable limits 21.5-26E

7360 No premium; - 60% below 22E; - 40% above 25.5E

22-26E BRIX

7365 No premium; - 15% above or below, acceptable limits 21-27E

7373 No premium; - 20% below 22E

22.3-24.8E BRIX

7441 No premium; - 10% below, min. acceptance 21.3E

22.5E BRIX

7462 No premium; - \$50.00 below

7464 + or - 10% max. 23.5E, acceptable limits 20-24.5E

7465 + or - 10% max. 23.5E, acceptable limits 21.5-24.5E

7466 + or - 10% max. 23.5E, acceptable limits 22-24E

7467 + or - 10% max. 23.5E, acceptable limits 22-24.5E

7468 + 10% to 23E, - 20% below 22.5E, acceptable limits 21.5-24.5E

7470 + flat \$50.00 above 24E

22.5-23E BRIX

7472 No premium; - 15% above or below, acceptable limits 21-24E

22.5-23.5E BRIX

7475 No premium; - 10% below

7480 No premium; - 10% below, min. acceptance 21E

7484 No premium; - 10% below, min. acceptance 21.5E

7489 No premium; - 10% above, acceptable limits 22-24.5E

7495 No premium; - 15% below, min. 21E

7500 No premium; - 15% below, min. 21.5E

7502 No premium; - 15% below, acceptable limits 21.5-24E

22.5-24E BRIX

7550 No premium; - 10% below, min. acceptance 21.5E

7553 No premium; - 10% below, min. acceptance 22E

7554 No premium; - 10% below, acceptable limits 21-24E

7557 No premium; - 10% below, acceptable limits 21E

7558 No premium; - 10% above or below, acceptable limits 21-25E

7559 No premium; - 10% above or below, acceptable limits 21.5-25E

7562 No premium; - 10% above or below, acceptable limits 22.5-25E

7580 No premium; - 15% above or below, acceptable limits 20.9-24.5E

7585 No premium; - 15% below, acceptable limits 21-24E

7590 No premium; - 15% below, acceptable limits 21.5-24E

(Continued)

22.5-24E BRIX (Cont'd)

7595 No premium; - 15% below, acceptable limits 22-24E
 7597 No premium; - 20% below, acceptable limits 21-24E
 7600 No premium; - 20% to 22E, - 60% below 22E; - 40%
 above
 24E

22.5-24.5E BRIX

7757 No premium; - 10% below, min. acceptance 21E
 7759 No premium; - 10% below, min. acceptance 21.4E
 7760 No premium; - 10% below, min. acceptance 21.5E
 7765 No premium; - 10% above or below
 7767 No premium; - 10% above or below, acceptable
 limits
 22-25E
 7768 No premium; - 10% within range
 7770 No premium; - 15% below, acceptable limits 21.5-
 24.5E
 7771 No premium; - 15% below, acceptable limits 22-
 24.5E
 7772 No premium; - 15% above or below, acceptable
 limits
 21.5-25E
 7793 No premium; - 20% to 21E, - 30% above 21E; - 20%
 above
 24.5E
 7794 No premium; - 20% to 22E, - 30% below 22E; - 20%
 above
 24.5E
 7795 No premium; - 20% to 22E, - 60% below 22E; - 40%
 above
 24.5E

22.5-25E BRIX

7806 No premium; - 10% below, min. acceptance 21.5E
 7820 No premium; - 20% to 22E, - 30% below 22E; - 20%
 above
 25E

22.5-25.5E BRIX

7830 No premium; - 10% above or below, acceptable
 limits
 22-26E

22.5-26E BRIX

7855 No premium; - 20% to 22E, - 30% below 22E; - 20%
 above
 26E

22.7-23.4E BRIX

7880 No premium; - 20% above or below

22.8E BRIX

7888 No premium; - 10% above or below

23-23.9E BRIX

7940 No premium; - 10% above or below

23-24E BRIX

7970 No premium; - 10%

23-24.5E BRIX

8108 No premium; - 20% to 22E, - 30% below 22E; - 20%
 above
 24.5E
 8110 No premium; - 20% to 22E, - 60% below 22E; - 40%
 above
 24.5E
 8126 No premium; - \$50.00 from 22.5-22.9E, - \$100.00
 from
 22-22.4E, - \$200.00 from 21.5-21.9E, - \$400.00
 from
 20.5-21.4E

23-25E BRIX

8150 No premium; - 10%
 8201 No premium; - 10% above or below
 8203 No premium; - 10% above or below, min. 21E
 8207 No premium; - 15% below, acceptable limits 22-25E
 8208 No premium; - 20% above or below
 8215 No premium; - 20% to 22E, - 60% below 22E; - 40%
 above
 25E
 8218 No premium; - 20% to 22.5E, - 30% below 22.5E; -
 20%
 above 25E

23-26E BRIX

8228 No premium; - 20% to 22E, - 30% below 22E; - 20%
 above
 26E
 8233 No premium; - 20% to 22.5E, - 30% below 22.5E; -
 20%
 above 26E

23.5E BRIX

8240 No premium; - 10% below, min. acceptance 22.5E
 8245 No premium; - 10% above or below, acceptable
 limits
 23-24E

23.5-24.5E BRIX

8260 No premium; - 10%
 8300 No premium; - 10% below, min. acceptance 22.5E

24-28E BRIX

8520 No premium; - 20% to 23E, - 30% below 23E; - 20%
 above
 28E

**TABLE 9: TONS OF GRAPES CRUSHED TO GROWERS' ACCOUNTS BY CALIFORNIA PROCESSORS
FROM THE 1995 CROP BY TYPE, VARIETY, AND REPORTING DISTRICT WHERE GROWN, WITH COMPARISONS**

Type & Variety	1	2	3	4	5	6	7	8	9	10
	----- Tons -----									
TABLE GRAPES:										
FLAME SEEDLESS	0.0	23.1	0.0	0.0	0.0	0.0	0.0	0.0	0.0	0.0
FLAME TOKAY	0.0	0.0	0.0	0.0	0.0	0.0	0.0	0.0	0.0	0.0
PACKINGHOUSE CULLS	0.0	0.0	0.0	0.0	0.0	0.0	0.0	0.0	0.0	0.0
TOTAL TABLE	0.0	23.1	0.0	0.0	0.0	0.0	0.0	0.0	0.0	0.0
WINE GRAPES (RED):										
ALICANTE BOUSCHET	0.0	0.0	0.0	0.0	0.0	0.0	0.0	0.0	0.0	0.0
CABERNET FRANC	0.0	28.8	17.6	20.6	0.0	0.0	0.0	37.9	0.0	0.0
CABERNET SAUVIGNON	13.2	691.4	33.0	253.8	0.0	0.0	327.5	60.5	21.4	0.0
CARIGNANE	0.0	0.0	0.0	0.6	0.0	0.0	0.0	0.0	0.0	0.0
CINSAULT	0.0	0.0	0.0	0.0	0.0	0.0	0.0	0.0	0.0	0.0
DOLCETTO	0.0	0.0	0.0	3.0	0.0	0.0	0.0	0.0	0.0	0.0
GRENACHE	0.0	0.0	0.0	0.0	0.0	0.0	0.0	0.0	0.0	0.0
MALBEC	0.0	0.0	0.0	7.1	0.0	0.0	0.0	0.0	0.0	0.0
MERLOT	23.4	51.6	169.4	194.1	0.0	0.0	43.8	109.8	0.0	1.6
MISSION	0.0	0.0	0.0	0.0	0.0	0.0	0.0	0.0	0.0	4.1
MOUVEDRE	0.0	0.0	0.0	0.0	0.0	0.0	0.0	0.0	0.0	0.0
MUSCAT HAMBURG	0.0	0.0	0.0	0.0	0.0	0.0	0.0	0.0	0.0	0.0
NEBBIOLO	0.0	0.0	0.0	0.0	0.0	0.0	0.0	5.1	0.0	0.0
PETITE SIRAH	0.0	0.0	0.0	1.4	0.0	0.0	47.2	18.0	0.0	0.0
PETITE VERDOT	0.0	0.0	0.0	3.0	0.0	0.0	0.0	0.0	0.0	0.0
PINOT NOIR	45.3	0.0	40.7	78.2	0.0	3.9	7.4	0.0	0.0	0.0
REFOSCO/MONDEUSE	0.0	0.0	0.0	0.2	0.0	0.0	0.0	0.0	0.0	0.0
RUBY CABERNET	0.0	0.0	0.0	3.6	0.0	0.0	0.0	0.0	0.0	0.0
SANGIOVETO/SANGIOVESE	0.0	0.0	7.3	9.1	0.0	0.0	0.0	2.4	0.0	31.5
SOUZAO	0.0	0.0	0.0	0.0	0.0	0.0	8.6	0.0	0.0	0.0
SYRAH/FRENCH SYRAH-SHIRAZ	0.8	4.0	0.0	21.2	0.0	0.0	0.0	1.1	0.0	0.0
ZINFANDEL	6.3	0.0	30.4	4.4	0.0	0.0	0.0	185.1	0.0	86.0
OTHER RED	0.0	0.0	0.0	0.6	0.0	0.0	0.0	0.0	0.0	0.0
TOTAL RED	89.0	775.8	298.4	600.9	0.0	3.9	434.5	419.9	21.4	123.2
WINE GRAPES (WHITE):										
CHARDONNAY	1.0	2.1	126.4	274.3	14.7	11.9	852.9	176.0	0.0	0.0
CHENIN BLANC	0.0	9.1	0.0	0.0	0.0	0.0	0.0	0.0	0.0	0.0
FRENCH COLOMBARD	0.0	0.0	0.0	0.0	0.0	0.0	212.1	0.0	0.0	0.0
GEWURZTRAMINER	0.0	0.0	0.0	0.0	0.0	0.0	9.7	0.0	0.0	0.0
GRAY RIESLING	0.0	0.0	5.2	0.0	0.0	0.0	0.0	0.0	0.0	0.0
MARSANNE	0.0	0.0	0.0	0.0	0.0	0.0	0.0	0.0	0.0	0.0
MUSCAT BLANC/M CANELLI	0.0	0.0	0.0	0.0	0.0	0.0	0.0	0.0	0.0	0.0
PINOT BLANC	0.0	0.0	0.0	0.0	0.0	0.0	121.1	0.0	0.0	0.0
PINOT GRIS	0.0	0.0	0.0	1.4	0.0	0.0	0.0	0.0	0.0	0.0
SAUVIGNON BLANC	1.1	68.8	7.4	5.1	0.0	0.0	60.2	74.0	0.0	0.0
SEMILLON	0.0	0.0	0.0	7.3	0.0	0.0	87.3	0.0	0.0	0.0
SYMPHONY	0.0	0.0	0.0	0.0	0.0	0.0	0.0	0.0	0.0	0.0
VIOGNIER	0.0	0.5	0.0	0.0	0.0	0.0	0.0	0.0	0.0	0.0
WHITE RIESLING	0.0	0.0	0.0	0.0	0.0	0.0	36.2	0.0	0.0	0.0
OTHER WHITE	0.0	0.0	0.0	0.0	0.0	0.0	0.0	0.0	0.0	0.0
TOTAL WHITE	2.1	80.5	139.0	288.1	14.7	11.9	1,379.5	250.0	0.0	0.0
TOTAL WINE	91.1	856.3	437.4	889.0	14.7	15.8	1,814.0	669.9	21.4	123.2
TOTAL ALL VARIETIES	91.1	879.4	437.4	889.0	14.7	15.8	1,814.0	669.9	21.4	123.2

**TABLE 9: TONS OF GRAPES CRUSHED TO GROWERS' ACCOUNTS BY CALIFORNIA PROCESSORS
FROM THE 1995 CROP BY TYPE, VARIETY, AND REPORTING DISTRICT WHERE GROWN, WITH COMPARISONS (CONT'D.)**

Type & Variety	11	12	13	14	15	16	17	1995 State Total	1994 State Total
	----- Tons -----								
TABLE GRAPES:									
FLAME SEEDLESS	0.0	0.0	0.0	0.0	0.0	0.0	0.0	23.1	0.0
FLAME TOKAY	665.3	0.0	0.0	0.0	0.0	0.0	0.0	665.3	1,109.3
PACKINGHOUSE CULLS	0.0	0.0	0.0	69.2	0.0	0.0	0.0	69.2	0.0
TOTAL TABLE	665.3	0.0	0.0	69.2	0.0	0.0	0.0	757.6	1,109.3
WINE GRAPES (RED):									
ALICANTE BOUSCHET	70.3	0.0	0.0	0.0	0.0	0.0	0.0	70.3	0.0
CABERNET FRANC	413.6	0.0	0.0	0.0	0.1	0.0	0.0	518.6	65.8
CABERNET SAUVIGNON	2,230.0	9.0	67.5	433.7	7.1	0.0	24.6	4,172.7	1,975.5
CARIGNANE	0.0	0.0	0.0	0.0	0.0	0.0	0.0	0.6	2.4
CINSAULT	0.0	0.0	0.0	0.0	0.0	0.0	0.0	0.0	0.9
DOLCETTO	0.0	0.0	0.0	0.0	0.0	0.0	0.0	3.0	2.1
GRENACHE	0.0	0.0	0.0	0.0	0.0	0.0	0.0	0.0	97.3
MALBEC	0.0	0.0	0.0	0.0	0.0	0.0	0.0	7.1	0.0
MERLOT	1,498.6	0.0	46.8	0.0	0.5	0.0	46.9	2,186.5	417.6
MISSION	0.0	0.0	0.0	0.0	0.0	0.0	0.0	4.1	0.0
MOUVEDRE	0.0	0.0	0.0	0.0	0.0	0.0	0.0	0.0	8.5
MUSCAT HAMBURG	0.0	0.0	0.0	0.0	0.0	0.0	0.0	0.0	12.0
NEBBIOLO	0.0	0.0	0.0	0.0	0.0	0.0	0.0	5.1	8.2
PETITE SIRAH	0.0	0.0	0.0	0.0	0.0	0.0	0.0	66.6	249.2
PETITE VERDOT	0.0	0.0	0.0	0.0	0.0	0.0	0.0	3.0	0.8
PINOT NOIR	0.0	0.0	0.0	0.0	0.0	0.0	0.0	175.5	161.7
REFOSCO/MONDEUSE	0.0	0.0	0.0	0.0	0.0	0.0	0.0	0.2	0.0
RUBY CABERNET	0.0	0.0	90.7	1,608.7	0.0	0.0	0.0	1,703.0	0.0
SANGIOVETO/SANGIOVESE	0.0	212.4	0.0	0.0	0.0	0.0	0.0	262.7	214.6
SOUZAO	0.0	0.0	0.0	0.0	0.0	0.0	0.0	8.6	0.0
SYRAH/FRENCH SYRAH-SHIRAZ	41.3	0.0	0.0	0.0	0.0	0.0	0.0	68.4	45.7
ZINFANDEL	338.4	0.0	0.0	0.0	0.0	0.0	0.0	650.6	286.4
OTHER RED	0.0	0.0	4.0	0.0	0.0	0.0	0.0	4.6	24.6
TOTAL RED	4,592.2	221.4	209.0	2,042.4	7.7	0.0	71.5	9,911.2	3,573.3
WINE GRAPES (WHITE):									
CHARDONNAY	0.0	0.0	0.0	0.0	0.0	0.0	0.0	1,459.3	4,885.5
CHENIN BLANC	0.0	0.0	0.0	0.0	0.0	0.0	0.0	9.1	9,919.0
FRENCH COLOMBARD	0.0	498.0	0.0	176.0	0.0	0.0	0.0	886.1	12,519.4
GEWURZTRAMINER	0.0	0.0	0.0	0.0	0.0	0.0	0.0	9.7	44.2
GRAY RIESLING	0.0	0.0	0.0	0.0	0.0	0.0	0.0	5.2	3.5
MARSANNE	0.0	0.0	0.0	0.0	0.0	0.0	0.0	0.0	3.6
MUSCAT BLANC/M CANELLI	0.0	0.0	0.0	0.0	0.0	0.0	0.0	0.0	12.0
PINOT BLANC	0.0	0.0	0.0	0.0	0.0	0.0	0.0	121.1	317.7
PINOT GRIS	0.0	0.0	0.0	0.0	0.0	0.0	0.0	1.4	0.4
SAUVIGNON BLANC	0.0	0.0	0.0	0.0	0.1	0.0	0.0	216.7	1,412.9
SEMILLON	0.0	0.0	0.0	0.0	0.0	0.0	0.0	94.6	1.5
SYMPHONY	0.0	0.0	0.0	0.0	0.0	0.0	0.0	0.0	18.7
VIOGNIER	3.2	0.0	0.0	0.0	0.0	0.0	0.0	3.7	1.7
WHITE RIESLING	0.0	0.0	0.0	0.0	0.0	0.0	0.0	36.2	421.8
OTHER WHITE	0.0	0.0	0.0	0.0	0.0	0.0	0.0	0.0	1.0
TOTAL WHITE	3.2	498.0	0.0	176.0	0.1	0.0	0.0	2,843.1	29,562.9
TOTAL WINE	4,595.4	719.4	209.0	2,218.4	7.8	0.0	71.5	12,754.3	33,136.2
TOTAL ALL VARIETIES	5,260.7	719.4	209.0	2,287.6	7.8	0.0	71.5	13,511.9	34,245.5