

**FINAL  
GRAPE CRUSH REPORT  
1998 CROP**

**CALIFORNIA DEPARTMENT OF FOOD AND AGRICULTURE  
SACRAMENTO, CALIFORNIA**

# TABLE OF CONTENTS

## PAGE

<b>GRAPE CRUSH REPORT OVERVIEW</b> .....	1
<b>EXPLANATION OF TABLES</b> .....	4
<b>TABLE 1:</b> Grapes for Crushing: State totals by type and variety, weighted average degrees Brix, and weighted average dollars per ton, 1997-98 .....	6
<b>TABLE 2:</b> Tons of grapes crushed by California processors from the 1998 crop by type, variety, and reporting district where grown, with comparisons .....	8
<b>TABLE 3:</b> Weighted average degrees Brix for all grapes crushed by California processors from the 1998 crop by type, variety, and reporting district where grown, with comparisons .....	12
<b>TABLE 4:</b> Tons of grapes purchased for wine, concentrate, juice, vinegar, and beverage brandy, by California processors from the 1998 crop by type, variety, and reporting district where grown, with comparisons .....	14
<b>TABLE 5:</b> Weighted average degrees Brix for all grapes purchased for wine, concentrate, juice, vinegar, and beverage brandy, by California processors from the 1998 crop by type, variety, and reporting district where grown, with comparisons .....	18
<b>TABLE 6:</b> Weighted average grower returns per ton, delivered basis, purchased for wine, concentrate, juice, vinegar, and beverage brandy, by California processors from the 1998 crop by type, variety, and reporting district where grown, with comparisons .....	20
<b>TABLE 7:</b> Tons of grapes purchased by California processors as distilling material other than beverage brandy from the 1998 crop by type and variety, with comparisons .....	24
<b>TABLE 8:</b> Base price paid to growers for grapes crushed, delivered to California processors, from the 1998 crop, with Brix factors and purchased tonnage, by type, variety, reporting district where grown, and weighted average base price .....	25
<b>TABLE 8:</b> Supplement - Brix Adjustment Factor .....	92
<b>TABLE 9:</b> Tons of grapes crushed to growers' accounts by California processors from the 1998 crop by type, variety, and reporting district where grown, with comparisons .....	96
<b>TABLE 10:</b> Weighted average grower returns per ton, delivered basis, non-related purchase for wine, concentrate, juice, vinegar, and beverage brandy, by California processors from the 1998 crop by type, variety, and reporting district where grown, with comparisons .....	98

---

### COMPILED AND PUBLISHED BY:

California Agricultural Statistics Service  
1220 N Street, Room 243  
P.O. Box 942871  
Sacramento, CA 94271-0001  
(916) 498-5177

MARCH 10, 1999

## GRAPE CRUSH REPORT OVERVIEW

Information contained in this Report was supplied by processors to fulfill the reporting requirements of Section 55601.5 of the Food and Agricultural Code.

The Final Grape Crush Report includes all grape tonnage crushed during the 1998 season. Changes in tonnage, Brix, and prices from the preliminary report to this final report were due to additional purchased tonnage and prices from reference price contracts that were in effect prior to January 1, 1977 and were priced by February 25, 1999, late reports, and corrections to the original data. Reporting errors by some processors have caused a change in some district/variety entries.

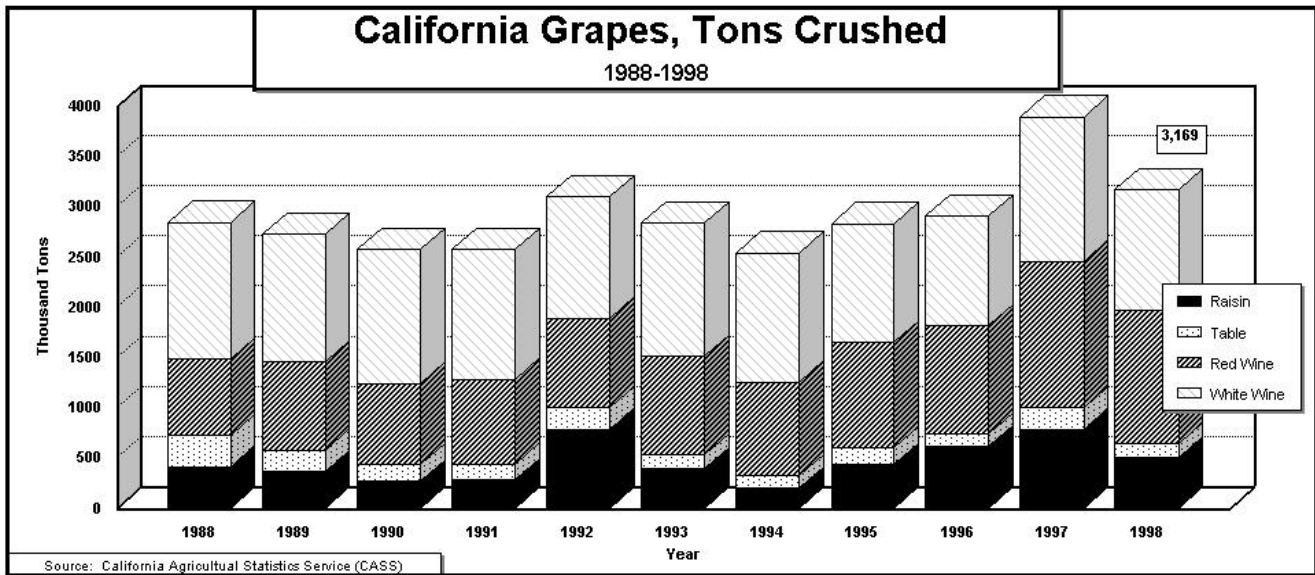
Details of the crushed tonnage, degrees Brix and weighted average prices were reported by grape type and variety, as well as by grape pricing district. The 17 districts refer to the area in which the grapes were grown as defined in the Administrative Code. A district map is located on the inside of the front cover. Beginning with the 1996 crop year, Mourvedre variety grapes were combined with Mataro variety grapes.

### SUMMARY OF GRAPE TONNAGES AND PRICES

The 1998 crush totaled 3,168,568 tons, down approximately 19 percent from the 1997 record high crush of 3,891,403 tons. Red wine varieties accounted for the largest share of all grapes crushed, at 1,333,106 tons, down 9 percent from 1997. The 1998 white wine variety crush totaled 1,193,949 tons, down 17 percent from 1997. Tons crushed for raisin type varieties totaled 506,095, down 36 percent from 1997, while tons crushed for table type varieties totaled 135,417, down 36 percent from 1997. (See chart below.)

California grape growers received prices in 1998 that were generally below the record 1997 prices. Average prices for the 1998 crop were as follows: red wine grapes, \$642.91, down 2 percent from 1997; white wine grapes, \$521.04, down 5 percent; and raisin grapes, \$164.09, down 11 percent. These price levels have not been adjusted for inflation.

Despite the decreased price for raisin, table, and wine type grapes, the 1998 average price of all varieties was \$502.03, up slightly from the 1997 average price. This is due to the fact that in 1998 the higher-priced white and red wine grapes accounted for 80 percent of total grapes crushed, whereas in 1997, the share of wine grapes was only 74 percent.



## California Grape Crush, Tonnage, and Price, 1988-1998

Crop Year	Raisin Type		Table Type		Red Wine Type		White Wine Type		All Types	
	Tons	Price	Tons	Price	Tons	Price	Tons	Price	Tons	Price
1988	415,000	\$116	312,000	\$131	760,000	\$409	1,356,000	\$238	2,843,000	\$253
1989	370,000	\$132	211,000	\$128	872,000	\$410	1,272,000	\$297	2,725,000	\$297
1990	268,000	\$126	170,000	\$127	804,000	\$355	1,331,000	\$277	2,573,000	\$276
1991	284,000	\$150	157,000	\$141	840,000	\$383	1,289,000	\$319	2,570,000	\$310
1992	785,000	\$182	217,000	\$170	888,000	\$438	1,209,000	\$364	3,099,000	\$325
1993	397,000	\$152	137,000	\$147	979,000	\$430	1,327,000	\$316	2,840,000	\$323
1994	197,000	\$118	123,000	\$136	936,000	\$462	1,284,000	\$317	2,540,000	\$344
1995	432,000	\$164	170,000	\$162	1,052,000	\$515	1,175,000	\$351	2,829,000	\$372
1996	618,000	\$191	117,000	\$188	1,079,000	\$611	1,094,000	\$469	2,908,000	\$452
1997	786,000	\$185	212,000	\$169	1,461,000	\$656	1,433,000	\$546	3,891,000	\$497
1998	506,000	\$164	135,000	\$150	1,333,000	\$643	1,194,000	\$521	3,169,000	\$502

Source: California Agricultural Statistics Service (CASS)

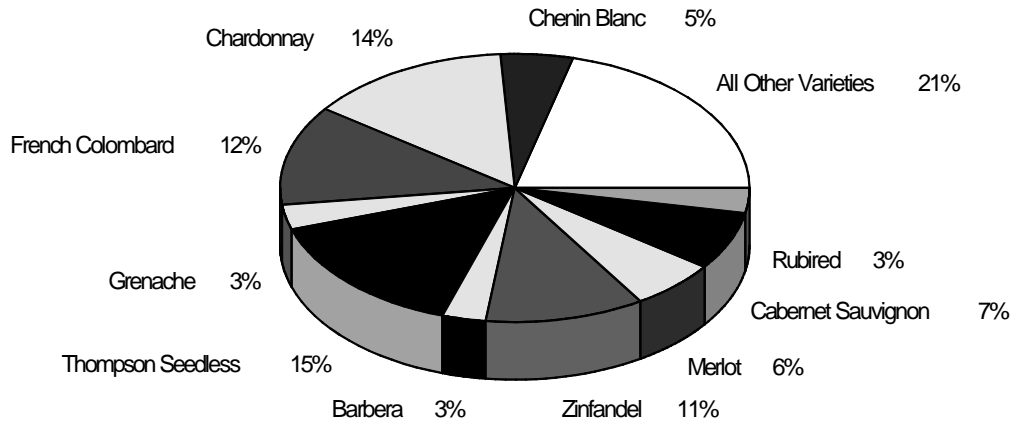
### LEADING GRAPE VARIETIES AND DISTRICTS

Thompson Seedless, a raisin grape variety, continued to account for the largest percentage of crush volume, 15 percent. Chardonnay again accounted for the second leading percentage of crush with 14 percent of the total crush. The remaining top ten were all wine varieties.

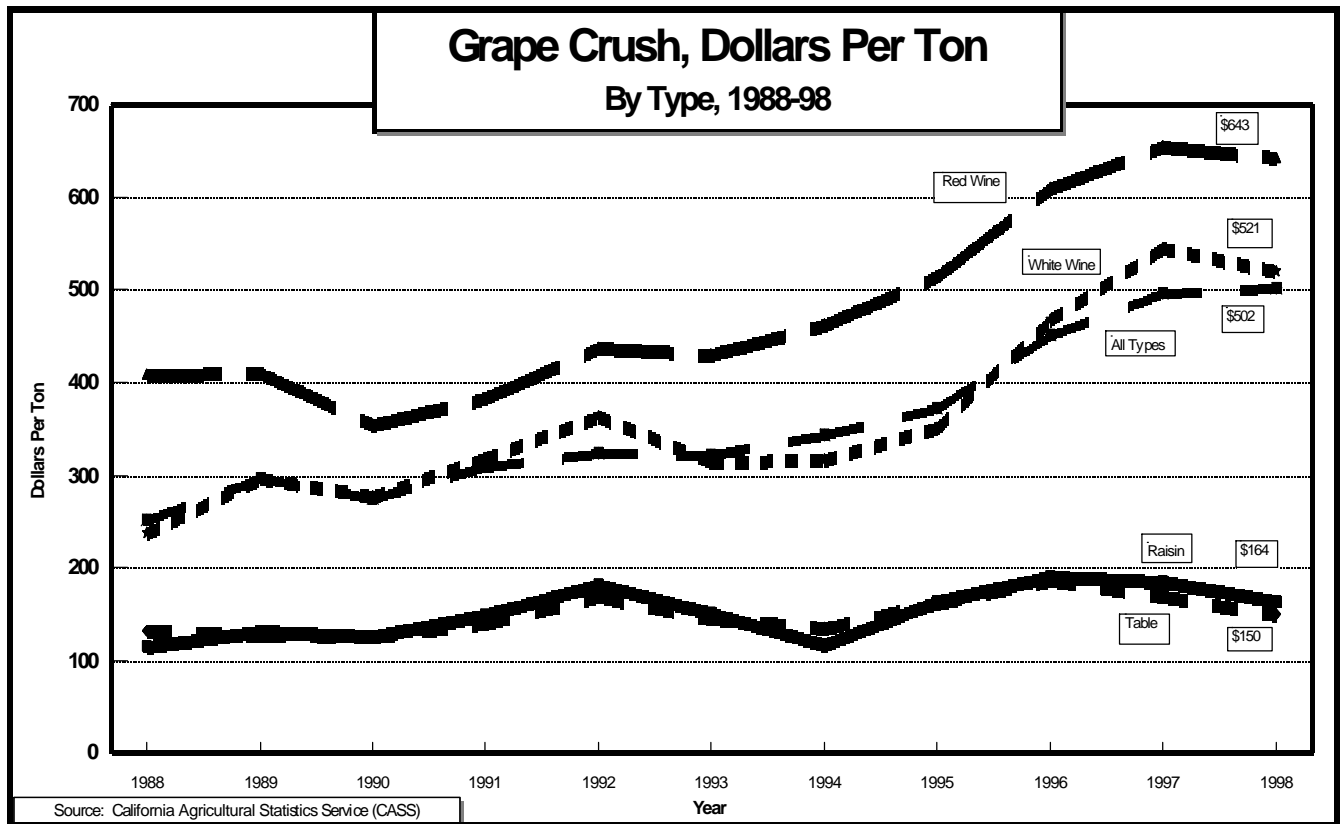
Grapes produced in District 4 (Napa County) received the highest average price of \$1,906.15 per ton, up 11 percent from 1997. District 3 (Sonoma and Marin counties) received the second highest return of \$1,733.58, up 10 percent from 1997. Of the grapes grown Statewide, the top five varieties receiving the highest average price were all wine grape varieties. Petit Verdot received the highest average price of \$2,108.16 per ton. Tannat received the second highest average price of \$1,917.23 <sup>1/</sup> per ton followed by Teroldego with \$1,814.32 <sup>1/</sup> per ton, Pinot Noir at \$1,632.29 per ton, and Charbono at \$1,558.71 per ton. The 1998 Chardonnay price of \$1,087.86 was down 6 percent from 1997, while the 1998 Cabernet Sauvignon price of \$1,182.76 was down slightly from 1997. The 1998 average price for Zinfandel grapes dropped to \$460.32, 8 percent lower than 1997, and 44 percent lower than the 1988 high average price of \$817.48.

<sup>1/</sup> These purchases involved less than 100 tons.

# LEADING VARIETIES CRUSHED 1998 CROP



Source: California Agricultural Statistics Service (CASS)



## EXPLANATION OF TABLES

**TABLE 1** is a summary of the 1998 crop State totals by grape type and varieties that are shown in detail by grape pricing districts in Tables 2 through 6. State totals and averages for 1997 are shown for comparison.

**TABLE 2** includes over-the-scale fresh tonnage of all grapes crushed by California processors from the 1998 crop. Over-the-scale fresh weight tonnage includes materials other than grapes (MOG) and defects. This table is broken down by the 17 grape pricing districts and by variety. State totals for 1997 are shown for comparison. Crushed tonnage includes all grapes crushed whether: grown and crushed by processors; purchased and crushed by processors; crushed by cooperatives, juice manufacturers, etc.; or crushed for others, including growers.

**TABLE 3** shows the weighted average degrees Brix for all grapes crushed (TABLE 2) by California processors from the 1998 crop. The weighted average degrees Brix is reported by grape pricing districts and variety. State averages for 1997 are shown for comparison.

**TABLE 4** includes net weight fresh tonnage of all grapes purchased for wine, concentrate, juice, vinegar, and beverage brandy by California processors from the 1998 crop. Net weight fresh tonnage does not include material other than grapes (MOG) and defects or other weight adjustments deducted from gross weight. The purchased tonnage is reported by variety and grape pricing districts. State totals for 1997 are shown for comparison. TABLE 4 does not include tonnage purchased as distilling material other than beverage brandy, this is shown in TABLE 7. Prices for all tonnage shown in this table are final and not subject to change. Grapes pooled by cooperatives, those grown by processors and used for their own production and grapes crushed to growers' accounts are not included.

**TABLE 5** shows the weighted average degrees Brix for all grapes purchased for wine, concentrate, juice, vinegar, and beverage brandy (TABLE 4) by California processors from the 1998 crop. The weighted average degrees Brix is reported by grape pricing districts and variety. State averages for 1997 are shown for comparison. TABLE 5 does not include degrees Brix of tonnage purchased as distilling material other than beverage brandy, this is shown in TABLE 7. Grapes pooled by cooperatives, those grown by processors and used for their own production and grapes crushed to growers' accounts are not included.

**TABLE 6** gives the weighted average price per ton, delivered basis, of all tonnage purchased for wine, concentrate, juice, vinegar, and beverage brandy (TABLE 4) by California processors from the 1998 crop. The weighted average prices are reported by variety, and grape pricing districts. State averages for 1997 are shown for comparison. TABLE 6 does not include prices of tonnage purchased as distilling material other than beverage brandy, this is shown in TABLE 7. Prices shown in this table are final and not subject to change. Grapes pooled by cooperatives, those grown by processors and used for their own production and grapes crushed to growers' accounts are not included.

Weighted average prices reflect final prices through January 10, 1999 and include any Brix adjustments, bonuses or allowances. Prices from some reference price contracts written prior to January 1, 1977 may be included if settled by January 10, 1999. Prices are equivalent to delivered basis in the area grown including normal within-area hauling allowances. Purchases made on a roadside basis include the usual hauling allowance for local delivery in the area grown. Out-of-area purchases made on a delivered basis do not include extra hauling allowances for delivery outside the area.

The following example indicates the method used for calculating weighted averages:

DATA PAGE																				
IDENTIFICATION				SECTION I.			SECTION II.													
				Total Grapes Crushed At Your Facility			Final Prices Of Grapes Purchased From Grower(s) For Wine, Concentrate, Juice, Vinegar And Beverage Brandy													
VARIETY (List full name)	* Dist. Where Grown	Code	Line	Over The Scale Tons	Wtd. Avg. Degrees Brix	Total Brix (Col. 3 X Col. 4)	Purchased Tons Only		Wtd. Avg. Degrees Brix	Total Brix (Col. 5 X Col. 7)	Base Price Per Ton	Acceptable Brix Limits		Brix Adjustment Factors Per Degrees Brix Per Ton Plus & Minus	Office Use	Brix Adjustment Limits			Wtd. Avg. Price Per Ton	Total Paid (Col. 5 x Col. 16)
							All Purchased Tons	Non-Related Purchased Tons				Min.	Max.			Base	Min.	Max.		
				3	4	A	5	6	7	B	8	9	10	11	12	13	14	15	16	C
Petite Sirah	1			155.5	20.6	3,203.3	100.0	100.0	20.1	2,010.0	450.0	19.0	25.0	+ or - 10%		22.0	20.0	24.0	364.50	36,450.00
Petite Sirah	1			20.5	19.0	389.5	20.5	20.5	19.0	389.50	450.0	19.0	25.0	+ or - 10%		22.0	20.0	24.0	418.50	8,579.25
Petite Sirah	1			10.6	23.5	249.1	10.6	10.6	23.5	249.10	450.0	19.0	25.0	+ or - 10%		22.0	20.0	24.0	517.50	5,485.50
Combined	1			186.6	20.6	3,841.9	131.1	131.1	20.2	2,648.6	450.0	19.0	25.0	+ or - 10%		22.0	20.0	24.0	385.31	50,514.75

Column 4 was obtained by dividing the total Over the Scale Tons (Column 3) into the Total Brix of these same tons (Column A):

$$\frac{3,841.9}{186.6} = 20.6$$

Column 7 was obtained by dividing the Purchased Tons Only (Column 5) into the Total Brix of these same tons (Column B):

$$\frac{2,648.6}{131.1} = 20.2$$

Column 16 was obtained by dividing the total Purchased Tons Only (Column 5) into the total dollars paid for these same tons (Column C):

$$\frac{\$50,514.75}{131.1} = \$385.31$$

**TABLE 7** shows all grape tonnage purchased as distilling material other than beverage brandy by California processors from the 1998 crop. The tonnage, weighted average degrees Brix and price per ton are shown by grape type and variety. State totals and averages for 1997 are given for comparison.

**TABLE 8** shows base prices paid to growers by Brix adjustment factors, purchased tonnage, type, variety and reporting district where grown. Weighted average base prices and total purchased tonnage are included.

The Brix adjustment factors determine adjustments to base prices to compensate for sugar variations. In this report, adjustments are expressed in dollars per ton, or percent of base price per degree variance from the established Brix base. Occasional lots are traded on price per degree Brix as delivered.

**TABLE 9** includes tonnage of all grapes crushed to growers' accounts by California processors from the 1998 crop. Growers retained ownership of these grapes at the time of crushing. This tonnage is reported by grape pricing district and variety. Comparisons with 1997 are shown.

**TABLE 10** gives the weighted average price per ton, delivered basis, of all tonnage purchased from non-related sources for wine, concentrate, juice, vinegar, and beverage brandy (TABLE 4) by California processors from the 1998 crop. The weighted average prices are reported by variety, and grape pricing districts. State averages for 1997 are shown for comparison. TABLE 10 does not include prices of tonnage purchased as distilling material other than beverage brandy, this is shown in TABLE 7. Prices shown in this table are final and not subject to change. Grapes pooled by cooperatives, those grown by processors and used for their own production and grapes crushed to growers' accounts are not included.

**Non-Related Purchased Tons:** Excludes tonnage of grapes purchased from a grower if:

- (a) The grower or an affiliate of the grower, or both the grower and the affiliate of the grower, owned, directly or indirectly, at least 5 percent of the indicia of ownership or voting authority of the winery (processor);
- (b) The winery (processor) or an affiliate of the winery, or both the winery and the affiliate of the winery, owned, directly or indirectly, at least 5 percent of the indicia of ownership or voting authority of the grower;
- (c) The winery (processor) or an affiliate of the winery, or both the winery and the affiliate of the winery, provided long-term financing to the grower in exchange for rights or options to purchase a significant portion of the grower's harvest.

**TABLE 1: STATE TOTALS OF GRAPES FOR CRUSHING BY TYPE AND VARIETY,  
WEIGHTED AVERAGE DEGREES BRIX, AND WEIGHTED AVERAGE DOLLARS PER TON, 1997-98**

Type and Variety	Total Tons Crushed		Avg. Brix Crushed		Total Tons Purchased		Avg. Brix Purchased		Wtd. Avg. Dollars Per Ton	
	1998	1997	1998	1997	1998	1997	1998	1997	1998	1997
<b>RAISIN GRAPES:</b>										
BLACK CORINTH (ZANTES)	1,384.4	1,886.5	20.4	22.8	1,375.3	1,871.0	20.4	22.8	141.54	176.36
CANNER	866.1	1,728.7	16.0	19.8	866.1	1,728.4	15.0	18.3	30.00	56.95
DOVINE	0.0	2.5	0.0	21.6	0.0	0.0	0.0	0.0	0.00	0.00
FIESTA	12,948.5	14,745.2	20.1	22.8	12,911.8	10,352.0	20.1	22.3	165.00	194.65
SULTANAS	88.7	519.8	18.4	20.1	86.6	514.1	18.8	20.1	168.97	175.46
THOMPSON SEEDLESS	489,010.3	766,295.5	20.5	21.4	425,767.1	654,707.7	20.5	21.3	164.48	185.11
OTHER RAISIN 1/	1,797.2	493.1	21.4	19.6	1,785.4	492.0	21.5	19.6	145.39	185.00
<b>TOTAL RAISIN</b>	<b>506,095.2</b>	<b>785,671.3</b>	<b>20.5</b>	<b>21.4</b>	<b>442,792.3</b>	<b>669,665.2</b>	<b>20.5</b>	<b>21.3</b>	<b>164.09</b>	<b>184.89</b>
<b>TABLE GRAPES:</b>										
ALMERIA	0.0	12.9	0.0	19.8	0.0	0.0	0.0	0.0	0.00	0.00
BEAUTY SLDS/BLK BEAUTY	7.8	182.9	19.2	21.0	0.0	149.2	0.0	20.4	0.00	175.00
BLACK HAMBURG	0.3	0.8	23.2	31.0	0.0	0.0	0.0	0.0	0.00	0.00
BLACK MONUKKA	232.7	226.7	20.3	21.8	231.9	194.1	20.4	22.1	143.06	177.60
BLACK PRINCE/ROSE OF PERU	26.3	40.0	24.0	24.3	25.9	40.0	24.1	24.3	420.46	335.25
BLACK SEEDLESS	1,070.1	602.4	21.6	19.7	63.9	36.6	20.3	26.3	131.95	154.00
CALMERIA	952.2	3,854.9	20.6	19.4	119.8	0.0	19.7	0.0	129.41	0.00
CARDINAL	172.4	201.0	18.7	21.5	94.5	146.3	20.9	22.0	135.85	131.95
CHRISTMAS ROSE	1,199.8	3,386.2	21.6	21.1	129.9	396.1	21.3	20.2	144.47	122.80
CRIMSON	712.0	300.0	18.2	18.9	389.8	0.0	18.1	0.0	138.11	0.00
DAWN SEEDLESS	0.0	1.4	0.0	24.0	0.0	0.0	0.0	0.0	0.00	0.00
EMPERATRIZ	804.3	1,044.5	20.5	20.3	136.9	619.6	21.2	21.0	162.09	127.24
EMPEROR	1,713.5	5,592.0	18.8	16.5	953.9	117.8	17.4	17.4	113.72	109.73
EXOTIC	1,064.1	425.0	19.5	20.2	227.3	242.7	20.0	20.0	126.69	157.53
FANTASY	231.0	458.6	21.0	22.4	38.2	302.1	24.0	22.0	153.95	140.17
FLAME SEEDLESS	24,105.5	27,215.2	21.8	22.0	12,478.5	16,234.8	21.9	21.8	146.06	174.84
FLAME TOKAY	18,099.3	39,075.8	16.5	16.7	18,098.1	39,025.2	16.5	16.7	184.08	186.83
FLAMING RED	45.4	0.0	20.6	0.0	0.0	0.0	0.0	0.0	0.00	0.00
GOLDEN MUSCAT	1,045.0	1,861.2	22.1	22.2	0.0	15.3	0.0	20.7	0.00	146.38
ITALIA	307.3	766.0	21.3	21.5	71.6	380.8	21.9	21.2	142.35	150.00
JADE SEEDLESS	66.6	0.0	21.0	0.0	0.0	0.0	0.0	0.0	0.00	0.00
MAJESTIC	124.9	382.8	17.8	18.2	0.0	0.0	0.0	0.0	0.00	0.00
MARROO	372.6	0.0	21.2	0.0	371.3	0.0	21.2	0.0	144.26	0.00
OLIVETTE BLANCHE/LDY FNGR	0.0	16.4	0.0	19.0	0.0	0.0	0.0	0.0	0.00	0.00
PERLETTE	937.3	1,524.8	20.6	21.7	528.0	1,047.5	20.6	21.8	129.66	152.90
QUEEN	59.0	131.4	20.5	19.8	20.7	92.3	18.8	18.2	162.42	150.57
RED GLOBE/ROSE-ITO	17,520.7	18,831.0	19.6	20.3	3,441.2	1,966.4	19.6	20.0	133.69	125.62
RED MALAGA	16.5	28.3	20.0	18.9	16.5	28.3	20.0	18.9	105.00	94.26
RED SEEDLESS	2,926.0	706.5	20.1	20.5	1,055.4	6.3	19.8	19.8	128.60	128.70
RIBIER	2,513.3	3,061.9	19.1	19.3	748.5	870.5	18.9	19.4	141.99	167.28
ROGUE	1,287.6	3,859.0	21.2	18.5	0.0	0.0	0.0	0.0	0.00	0.00
RUBY SEEDLESS/KING RUBY	8,574.6	7,265.9	21.4	22.0	3,091.3	3,424.0	21.9	22.6	147.34	153.02
SUPERIOR SEEDLESS	1,656.7	1,460.0	19.7	19.5	1,656.7	1,455.0	19.7	19.5	128.05	176.09
WHITE MALAGA	6,637.1	10,679.7	19.3	19.1	5,259.0	7,823.0	19.3	19.7	167.61	176.05
PACKINGHOUSE CULLS	567.5	1,348.3	20.0	20.2	0.0	0.0	0.0	0.0	0.00	0.00
OTHER TABLE 1/	40,367.9	77,867.2	21.2	21.7	37,225.5	76,050.2	21.2	21.7	138.09	160.98
<b>TOTAL TABLE</b>	<b>135,417.3</b>	<b>212,410.7</b>	<b>20.2</b>	<b>20.2</b>	<b>86,474.3</b>	<b>150,664.1</b>	<b>20.0</b>	<b>20.3</b>	<b>150.36</b>	<b>169.11</b>
<b>WINE GRAPES (WHITE):</b>										
BURGER	23,562.5	29,952.8	15.4	15.5	18,532.1	24,851.9	15.3	15.3	183.93	192.55
CATARRATTO	22.8	0.0	22.2	0.0	2.8	0.0	23.0	0.0	1,355.00	0.00
CHARDONNAY	428,827.2	491,406.3	22.8	23.6	309,171.7	348,902.5	22.8	23.4	1,087.86	1,161.07
CHASSELAS DORE	0.0	60.9	0.0	22.2	0.0	60.9	0.0	22.2	0.00	203.57
CHENIN BLANC	155,977.4	170,710.6	19.4	20.1	149,146.6	162,163.8	19.3	20.0	237.97	274.44
CORTESE	5.1	18.2	22.0	22.0	0.0	0.0	0.0	0.0	0.00	0.00
EMERALD RIESLING	3,485.1	5,060.7	21.0	20.6	3,358.5	5,018.7	21.3	20.6	187.26	196.26
FEHER SZAGOS	0.0	52.1	0.0	19.3	0.0	27.9	0.0	19.2	0.00	180.03
FLORA	40.7	88.0	21.5	22.1	35.5	45.4	21.7	24.2	1,199.28	1,199.06
FOLLE BLANCHE	11.2	15.6	24.1	22.8	0.0	0.0	0.0	0.0	0.00	0.00
FRENCH COLOMBARD	392,753.3	475,082.0	19.7	21.0	367,582.1	456,857.2	19.7	21.0	184.92	207.55
GEWURZTRAMINER	4,277.4	9,957.7	23.0	23.1	3,111.0	6,482.8	22.4	23.1	959.66	912.84
GRAY RIESLING	202.8	370.6	21.8	23.3	152.9	329.6	22.6	23.6	731.04	517.28
GRECO	2.7	4.1	21.6	22.3	0.0	1.9	0.0	23.2	0.00	1,500.00
GREEN HUNGARIAN	190.3	403.4	17.9	19.3	132.3	358.2	18.0	18.1	210.00	216.01
INZOLIA	2.3	1.9	23.0	23.0	0.0	1.9	0.0	22.5	0.00	1,200.00
KLEINBERGER	5.1	12.5	21.1	20.5	5.1	12.5	21.1	20.5	1,078.43	957.60
MALVASIA BIANCA	18,641.2	17,306.9	20.4	19.9	11,868.5	11,140.2	20.3	20.1	259.02	293.16
MARSANNE	188.6	211.9	23.2	23.7	87.6	112.3	23.3	24.0	1,376.62	1,466.76
MELON	14.2	45.6	22.7	22.4	14.2	45.6	22.7	22.4	1,350.00	929.07
MONTONICO	0.0	21.1	0.0	22.1	0.0	9.5	0.0	22.0	0.00	1,000.00
MUSCADELLE	2.5	4.8	20.6	20.8	2.5	4.8	20.6	20.8	1,000.00	1,000.00
MUSCAT BLANC/M CANELLI	6,637.1	8,109.4	22.1	22.6	5,774.7	6,800.5	22.2	22.5	500.90	521.43
MUSCAT OF ALEXANDRIA	54,263.4	53,782.6	21.6	22.7	52,927.9	49,525.4	21.7	22.7	223.16	227.68
MUSCAT ORANGE	549.3	547.7	22.6	22.6	380.9	384.4	22.5	22.8	666.49	665.09
PALOMINO/G CHASSELAS	6,659.0	7,518.1	19.8	20.1	6,515.3	6,582.9	20.0	20.2	176.99	184.54
PEDRO XIMENES	0.0	9.9	0.0	24.0	0.0	9.9	0.0	24.0	0.00	175.00
PINOT BLANC	2,464.3	5,064.0	22.3	22.3	1,824.1	3,026.4	22.3	21.7	1,123.61	1,122.54
PINOT GRIS	1,237.2	1,136.4	22.8	22.8	970.6	702.3	22.8	22.9	1,226.86	1,349.74
ROUSSANNE	139.7	231.3	22.8	23.5	101.3	127.5	22.0	23.8	1,436.71	1,741.70
SAUVIGNON BLANC	61,547.7	74,185.9	21.9	22.6	47,706.4	56,698.8	22.0	22.6	827.14	788.24
SAUVIGNON MUSQUE	142.8	137.6	22.1	24.3	138.0	133.3	22.1	24.3	1,271.71	1,150.08



**TABLE 1: STATE TOTALS OF GRAPES FOR CRUSHING BY TYPE AND VARIETY,  
WEIGHTED AVERAGE DEGREES BRIX, AND WEIGHTED AVERAGE DOLLARS PER TON, 1997-98**

Type and Variety	Total Tons Crushed		Avg. Brix Crushed		Total Tons Purchased		Avg. Brix Purchased		Wtd. Avg. Dollars Per Ton	
	1998	1997	1998	1997	1998	1997	1998	1997	1998	1997
<b>WINE GRAPES (WHITE): (Cont'd.)</b>										
SAUVIGNON VERT	18.9	40.4	21.0	21.2	13.1	27.3	20.6	21.2	605.63	551.89
SCHEUREBE	16.8	31.5	21.9	23.5	0.0	0.0	0.0	0.0	0.00	0.00
SEMILLON	7,872.5	9,227.8	20.8	21.9	6,047.3	6,635.1	20.7	21.7	573.84	575.03
ST. EMILION (UGNI BLANC)	2,118.8	2,546.9	19.7	19.0	2,098.8	2,472.3	19.6	18.9	205.85	226.69
SYLVANER	83.3	57.9	19.1	22.2	78.9	47.8	18.9	20.8	350.00	692.49
SYMPHONY	6,235.4	6,294.4	20.8	22.2	6,183.3	6,201.9	20.8	22.2	302.66	306.17
TOCAI FRIULANO	412.4	150.1	20.5	24.3	90.8	150.1	23.5	24.0	1,430.40	1,371.39
VERNACCIA	5.7	3.7	20.8	23.2	4.2	2.0	20.0	23.0	1,500.00	1,500.00
VIIGNIER	2,719.7	2,847.8	23.8	24.6	1,567.1	1,607.0	23.5	24.3	1,335.93	1,398.74
WHITE RIESLING	9,946.2	11,929.4	22.0	21.9	7,256.2	8,122.3	22.0	21.9	820.67	803.16
OTHER WHITE <sup>1/</sup>	2,666.5	47,916.3	20.7	21.3	2,496.7	13,255.1	20.8	21.5	194.00	175.76
<b>TOTAL WHITE</b>	<b>1,193,949.1</b>	<b>1,432,556.8</b>	<b>21.0</b>	<b>21.9</b>	<b>1,005,379.0</b>	<b>1,178,939.9</b>	<b>20.8</b>	<b>21.6</b>	<b>521.04</b>	<b>545.64</b>
<b>WINE GRAPES (RED):</b>										
AGLIANICO	6.8	12.7	23.9	23.3	1.1	3.3	18.1	22.5	1,103.33	1,050.00
ALEATICO	170.7	159.9	22.8	25.3	154.6	139.8	22.5	24.6	453.93	483.62
ALICANTE BOUSCHET	2,448.0	1,997.1	20.7	21.9	2,399.1	1,754.3	20.4	21.9	346.92	429.18
ALVARELHAO	18.7	19.9	22.5	22.4	8.3	7.0	22.2	24.2	829.86	808.93
AMERICA	0.0	1.0	0.0	24.5	0.0	1.0	0.0	24.5	0.00	925.00
ARAMON	0.0	67.8	0.0	24.6	0.0	67.8	0.0	24.6	0.00	1,375.00
BARBERA	100,726.3	120,267.6	22.6	23.2	92,854.8	112,161.1	22.6	23.2	307.32	303.96
BLACK MALVOISIE	459.8	469.2	20.8	22.5	459.8	469.2	20.8	22.5	298.58	290.15
CABERNET FRANC	9,140.5	10,001.3	23.4	24.6	5,748.7	6,629.5	23.4	24.2	1,468.87	1,479.19
CABERNET SAUVIGNON	228,450.2	226,317.5	23.1	24.3	187,680.3	187,693.2	23.0	24.2	1,182.76	1,183.86
CARIGNANE	55,898.8	70,380.3	21.8	23.2	51,711.7	65,492.7	21.9	23.2	393.66	386.61
CARMINE	432.5	266.3	23.6	23.6	411.1	249.3	23.6	23.5	435.09	503.21
CARNELIAN	9,436.2	11,987.9	23.5	24.2	7,410.8	11,390.6	23.9	24.3	307.05	296.97
CENTURIAN	2,862.8	3,254.6	22.9	23.7	1,184.8	3,026.7	23.3	23.6	301.06	309.38
CHARBONO	275.9	304.0	21.5	22.2	265.0	294.2	21.4	22.0	1,558.71	1,390.71
CINSAULT	136.7	128.9	22.2	22.3	64.8	42.2	22.1	23.5	1,057.52	929.21
COUNOISE	17.1	50.0	23.1	23.2	8.2	38.8	23.2	23.7	1,226.88	982.58
DOLCETTO	272.3	250.3	22.1	22.8	169.7	121.9	21.7	22.2	972.80	1,323.50
EARLY BURGUNDY	43.5	68.4	22.9	23.6	43.5	45.3	22.9	24.0	821.84	828.53
FREISA	53.9	27.8	20.7	23.2	16.6	17.0	21.5	22.3	1,499.70	1,309.41
GAMAY (NAPA)	6,125.2	9,344.7	20.0	21.5	5,955.3	8,495.4	20.5	21.6	613.26	697.09
GAMAY BEAUJOLAIS	543.4	540.3	23.3	24.0	505.9	438.3	23.4	23.6	1,152.09	952.16
GRENACHE	99,093.6	120,813.2	21.0	20.6	94,114.0	116,102.0	21.0	20.5	212.60	244.33
GRIGNOLINO	90.7	67.5	19.7	24.2	63.3	0.0	17.9	0.0	116.47	0.00
LAMBRUSCO	484.7	361.2	22.8	21.1	0.0	0.2	0.0	23.5	0.00	1,000.00
MALBEC	439.4	834.7	23.1	24.1	216.2	487.5	22.8	23.8	1,415.35	1,285.28
MATARO/MOURVEDRE	1,186.3	1,695.8	23.9	23.9	929.4	1,382.2	23.9	24.1	1,080.67	820.62
MERLOT	201,491.0	201,707.3	23.1	24.0	153,535.1	157,219.2	23.0	24.0	1,014.86	1,116.74
MEUNIER	580.0	1,047.6	19.9	19.7	343.6	589.1	19.9	19.9	1,453.83	1,288.76
MISSION	4,675.5	5,046.6	23.0	23.7	4,610.6	4,905.5	23.1	23.8	224.19	229.44
MONTANACCIO	8.8	0.0	23.0	0.0	8.8	0.0	23.0	0.0	800.00	0.00
MUSCAT HAMBURG	168.1	194.1	23.7	25.1	156.4	189.5	23.9	25.1	532.75	541.58
NEBBIOLO	463.0	691.7	23.2	24.2	259.8	311.7	22.5	23.8	1,269.01	1,189.60
NEGRETTE	26.0	5.5	23.2	25.4	26.0	5.5	23.2	25.4	1,437.01	1,395.46
PETIT VERDOT	573.3	772.7	23.9	24.1	275.5	388.3	23.9	23.7	2,108.16	1,754.86
PETITE SIRAH	8,787.4	8,310.6	21.9	24.3	6,621.5	5,626.5	21.6	24.2	929.02	991.89
PFEFFER CABERNET	20.8	31.1	22.8	23.1	9.5	13.5	23.1	23.8	1,100.00	1,158.89
PINOT NOIR	28,922.9	48,319.1	22.8	22.7	20,353.3	33,104.0	22.9	23.1	1,632.29	1,540.01
PINOT ST GEORGE	50.0	85.4	23.4	24.1	30.4	62.1	21.3	23.9	887.72	651.49
PINOTAGE	5.7	22.8	23.8	22.3	5.2	22.2	23.8	21.1	1,140.39	800.00
PORTUGUESER BLAUER	20.8	18.5	24.2	23.8	8.7	18.5	23.6	23.8	1,142.48	881.35
PRIMOTIVO	363.4	130.0	20.6	22.3	345.9	119.1	20.4	22.1	665.71	726.57
REFOSCO/MONDEUSE	136.8	102.6	20.5	22.5	111.5	77.4	20.5	22.7	1,055.40	1,204.64
ROYALTY	5,835.9	7,396.6	22.0	22.9	5,761.5	7,126.1	22.0	22.9	380.36	334.99
RUBIRED	106,971.2	95,330.7	22.0	23.4	99,169.7	82,933.1	22.0	23.4	383.71	355.67
RUBY CABERNET	61,627.4	58,532.0	22.5	23.5	51,906.4	55,266.8	22.3	23.5	385.49	382.62
SALVADOR	5,918.4	5,882.7	21.6	23.1	5,907.0	5,861.2	21.6	23.1	331.39	308.13
SANGIOVETO/SANGIOVESE	8,178.1	7,385.7	22.6	23.6	5,982.0	4,530.2	22.6	23.3	957.28	1,190.25
SOUZAO	139.8	159.4	21.9	23.1	94.1	77.4	21.8	23.3	709.44	560.84
SYRAH/FRENCH SYRAH-SHIRAZ	22,017.4	9,982.7	23.3	24.4	17,386.2	7,165.7	23.2	24.3	868.69	1,150.92
TANNAT	29.2	19.1	23.4	25.6	26.0	0.9	23.5	23.6	1,917.23	1,500.00
TEMPRANILLO	422.0	393.4	23.2	22.7	363.7	315.5	22.9	22.2	494.98	567.40
TEROLDEGO	24.0	26.3	23.2	23.7	22.0	22.7	23.1	24.0	1,814.32	1,800.00
TINTA CAO	55.0	46.2	23.2	22.5	19.8	12.2	23.1	25.6	834.82	615.78
TINTA MADEIRA	122.6	159.3	22.6	22.8	93.3	0.0	22.4	0.0	354.08	0.00
TOURIGA	116.4	87.1	22.8	24.6	92.8	32.8	22.7	24.5	586.92	785.14
TROUSSEAU	15.2	33.4	23.8	22.7	15.2	31.3	23.8	22.7	1,290.14	1,570.93
VALDEPENAS	1,011.7	1,359.2	22.0	22.7	998.5	1,245.5	22.3	22.7	331.54	342.67
ZINFANDEL	339,711.9	421,594.6	18.5	19.5	306,554.2	385,004.7	18.4	19.5	460.32	502.93
OTHER RED <sup>1/</sup>	15,802.7	6,200.4	21.1	22.6	8,938.3	2,046.9	21.8	23.2	213.82	384.11
<b>TOTAL RED</b>	<b>1,333,106.4</b>	<b>1,460,764.3</b>	<b>21.5</b>	<b>22.2</b>	<b>1,142,409.5</b>	<b>1,270,875.6</b>	<b>21.4</b>	<b>22.1</b>	<b>642.91</b>	<b>655.63</b>
<b>TOTAL WINE</b>	<b>2,527,055.5</b>	<b>2,893,321.1</b>	<b>21.3</b>	<b>22.0</b>	<b>2,147,788.5</b>	<b>2,449,815.5</b>	<b>21.1</b>	<b>21.9</b>	<b>585.87</b>	<b>602.70</b>
<b>TOTAL ALL VARIETIES</b>	<b>3,168,568.0</b>	<b>3,891,403.1</b>	<b>21.1</b>	<b>21.8</b>	<b>2,677,055.1</b>	<b>3,270,144.8</b>	<b>21.0</b>	<b>21.7</b>	<b>502.03</b>	<b>497.16</b>

<sup>1/</sup> Other categories include minor and mixed varieties.

**TABLE 2: TONS OF GRAPES CRUSHED BY CALIFORNIA PROCESSORS  
FROM THE 1998 CROP BY TYPE, VARIETY, AND REPORTING DISTRICT WHERE GROWN, WITH COMPARISONS**

Type and Variety	1	2	3	4	5	6	7	8	9	10
	Tons									
<b>RAISIN GRAPES:</b>										
BLACK CORINTH (ZANTES)	0.0	0.0	0.0	0.0	0.0	0.0	0.0	0.0	0.0	0.0
CANNER	0.0	0.0	0.0	0.0	0.0	0.0	0.0	0.0	0.0	0.0
DOVINE	0.0	0.0	0.0	0.0	0.0	0.0	0.0	0.0	0.0	0.0
FIESTA	0.0	0.0	0.0	0.0	0.0	0.0	0.0	0.0	0.0	0.0
SULTANAS	0.0	0.0	0.0	0.0	0.0	0.0	0.0	0.0	0.0	0.0
THOMPSON SEEDLESS	0.0	0.0	0.0	0.0	0.0	0.0	0.0	643.4	0.0	0.0
OTHER RAISIN <u>1/</u>	0.0	0.0	0.0	0.0	0.0	0.0	0.0	0.0	0.0	0.0
TOTAL RAISIN	0.0	0.0	0.0	0.0	0.0	0.0	0.0	643.4	0.0	0.0
<b>TABLE GRAPES:</b>										
ALMERIA	0.0	0.0	0.0	0.0	0.0	0.0	0.0	0.0	0.0	0.0
BEAUTY SLDS/BLK BEAUTY	0.0	0.0	0.0	0.0	0.0	0.0	0.0	0.0	0.0	0.0
BLACK HAMBURG	0.0	0.0	0.0	0.3	0.0	0.0	0.0	0.0	0.0	0.0
BLACK MONUKKA	0.0	0.0	0.0	0.0	0.0	0.0	0.0	0.0	0.0	0.0
BLACK PRINCE/ROSE OF PERU	0.0	0.0	0.0	0.0	0.0	7.3	0.4	0.0	0.0	0.0
BLACK SEEDLESS	0.0	0.0	0.0	0.0	0.0	0.0	0.0	0.0	0.0	0.0
CALMERIA	0.0	0.0	0.0	0.0	0.0	0.0	0.0	0.0	0.0	0.0
CARDINAL	0.0	0.0	0.0	0.0	0.0	0.0	0.0	0.0	0.0	0.0
CHRISTMAS ROSE	0.0	0.0	0.0	0.0	0.0	0.0	0.0	0.0	0.0	0.0
CRIMSON	0.0	0.0	0.0	0.0	0.0	0.0	0.0	0.0	0.0	0.0
DAWN SEEDLESS	0.0	0.0	0.0	0.0	0.0	0.0	0.0	0.0	0.0	0.0
EMPERATRIZ	0.0	0.0	0.0	0.0	0.0	0.0	0.0	0.0	0.0	0.0
EMPEROR	0.0	0.0	0.0	0.0	0.0	0.0	0.0	0.0	0.0	0.0
EXOTIC	0.0	0.0	0.0	0.0	0.0	0.0	0.0	0.0	0.0	0.0
FANTASY	0.0	0.0	0.0	0.0	0.0	0.0	0.0	0.0	0.0	0.0
FLAME SEEDLESS	0.0	0.0	0.0	0.0	0.0	0.0	0.0	229.1	0.0	0.0
FLAME TOKAY	0.0	0.0	0.0	0.0	0.0	0.0	0.0	0.0	0.0	0.0
FLAMING RED	0.0	0.0	0.0	0.0	0.0	0.0	0.0	0.0	0.0	0.0
GOLDEN MUSCAT	0.0	0.0	0.0	0.0	0.0	0.0	0.0	0.0	0.0	0.0
ITALIA	0.0	0.0	0.0	0.0	0.0	0.0	0.0	0.0	0.0	0.0
JADE SEEDLESS	0.0	0.0	0.0	0.0	0.0	0.0	0.0	0.0	0.0	0.0
MAJESTIC	0.0	0.0	0.0	0.0	0.0	0.0	0.0	0.0	0.0	0.0
MARROO	0.0	0.0	0.0	0.0	0.0	0.0	0.0	0.0	0.0	0.0
OLIVETTE BLANCHE/LDY FNGR	0.0	0.0	0.0	0.0	0.0	0.0	0.0	0.0	0.0	0.0
PERLETTE	0.0	0.0	0.0	0.0	0.0	0.0	0.0	0.0	0.0	0.0
QUEEN	0.0	0.0	0.0	0.0	0.0	0.0	0.0	0.0	0.0	0.0
RED GLOBE/ROSE-ITO	0.0	0.0	0.0	0.0	0.0	0.0	0.0	0.0	0.0	0.0
RED MALAGA	0.0	0.0	0.0	0.0	0.0	0.0	0.0	0.0	0.0	0.0
RED SEEDLESS	0.0	0.0	0.0	0.0	0.0	0.0	0.0	0.0	0.0	0.0
RIBIER	0.0	0.0	0.0	0.0	0.0	0.0	0.0	0.0	0.0	0.0
ROGUE	0.0	0.0	0.0	0.0	0.0	0.0	0.0	0.0	0.0	0.0
RUBY SEEDLESS/KING RUBY	0.0	0.0	0.0	0.0	0.0	0.0	0.0	0.0	0.0	0.0
SUPERIOR SEEDLESS	0.0	0.0	0.0	0.0	0.0	0.0	0.0	0.0	0.0	0.0
WHITE MALAGA	0.0	0.0	0.0	0.0	0.0	0.0	0.0	0.0	0.0	0.0
PACKINGHOUSE CULLS	0.0	0.0	0.0	0.0	0.0	0.0	0.0	0.0	0.0	0.0
OTHER TABLE <u>1/</u>	0.0	0.0	0.0	0.0	0.0	0.0	0.0	0.0	0.0	0.0
TOTAL TABLE	0.0	0.0	0.0	0.3	0.0	7.3	0.4	229.1	0.0	0.0
<b>WINE GRAPES (WHITE):</b>										
BURGER	4.0	0.0	108.8	0.0	0.0	0.0	0.0	0.0	0.0	0.0
CATARRATTO	0.0	0.0	0.0	22.8	0.0	0.0	0.0	0.0	0.0	0.0
CHARDONNAY	21,856.6	1,452.1	50,264.9	23,049.6	4,396.5	6,462.4	67,525.8	40,740.5	9,621.6	1,064.4
CHASSELAS DORE	0.0	0.0	0.0	0.0	0.0	0.0	0.0	0.0	0.0	0.0
CHENIN BLANC	1,530.2	54.6	600.6	613.6	562.7	10.9	7,268.5	1,601.3	313.3	52.7
CORTESE	0.0	0.0	0.0	0.0	0.0	0.0	0.0	0.0	0.0	0.0
EMERALD RIESLING	0.0	0.0	0.0	0.0	0.0	0.0	0.0	0.0	0.0	0.0
FEHER SZAGOS	0.0	0.0	0.0	0.0	0.0	0.0	0.0	0.0	0.0	0.0
FLORA	13.8	0.0	0.0	21.7	2.6	0.0	0.0	0.0	0.0	2.6
FOLLE BLANCHE	0.0	0.0	11.2	0.0	0.0	0.0	0.0	0.0	0.0	0.0
FRENCH COLOMBARD	1,064.4	0.0	1,416.5	13.4	164.6	183.4	1,235.8	0.0	900.4	24.2
GEWURZTRAMINER	1,221.1	207.2	468.4	32.4	0.0	25.7	1,594.0	697.2	4.6	9.9
GRAY RIESLING	108.1	0.0	35.3	0.0	0.0	36.8	0.0	8.2	0.0	0.0
GRECO	0.0	0.0	0.0	0.0	0.0	0.0	0.0	0.0	0.0	2.7
GREEN HUNGARIAN	0.0	0.0	0.0	0.0	0.0	0.0	0.0	0.0	0.0	0.0
INZOLIA	0.0	0.0	0.0	0.0	0.0	0.0	2.3	0.0	0.0	0.0
KLEINBERGER	0.0	0.0	5.1	0.0	0.0	0.0	0.0	0.0	0.0	0.0
MALVASIA BIANCA	0.0	0.0	0.0	3.7	0.0	76.6	509.4	0.0	0.0	0.0
MARSANNE	14.2	0.0	35.3	22.4	0.0	18.6	48.2	33.3	0.0	15.6
MELON	0.0	0.0	14.2	0.0	0.0	0.0	0.0	0.0	0.0	0.0
MONTONICO	0.0	0.0	0.0	0.0	0.0	0.0	0.0	0.0	0.0	0.0
MUSCADELLE	0.0	0.0	2.5	0.0	0.0	0.0	0.0	0.0	0.0	0.0
MUSCAT BLANC/M CANELLI	70.8	204.3	97.1	127.2	10.6	13.3	426.4	686.5	2.7	85.9
MUSCAT OF ALEXANDRIA	0.0	0.0	0.9	0.0	0.0	0.0	0.0	0.0	0.0	5.9
MUSCAT ORANGE	20.7	0.0	0.4	0.0	0.0	0.0	74.2	14.1	11.3	60.3
PALOMINO/G CHASSELAS	5.8	0.0	35.3	0.0	0.0	33.4	0.0	0.0	0.0	0.0
PEDRO XIMENES	0.0	0.0	0.0	0.0	0.0	0.0	0.0	0.0	0.0	0.0
PINOT BLANC	103.8	0.0	274.8	102.3	0.0	10.9	1,533.7	340.7	0.0	0.0
PINOT GRIS	51.4	0.0	109.9	233.7	0.0	46.0	296.5	100.3	1.5	5.2
ROUSANNE	21.1	0.0	12.8	2.5	0.0	4.9	0.0	89.1	0.0	5.6
SAUVIGNON BLANC	4,446.5	4,037.5	7,496.1	7,927.6	548.7	534.8	6,253.0	5,885.9	919.4	702.6
SAUVIGNON MUSQUE	0.0	0.0	68.2	73.8	0.0	0.0	0.0	0.0	0.0	0.0

**TABLE 2: TONS OF GRAPES CRUSHED BY CALIFORNIA PROCESSORS  
FROM THE 1998 CROP BY TYPE, VARIETY, AND REPORTING DISTRICT WHERE GROWN, WITH COMPARISONS**

Type and Variety	11	12	13	14	15	16	17	1998 State Total	1997 State Total
	Tons								
<b>RAISIN GRAPES:</b>									
BLACK CORINTH (ZANTES)	0.0	0.0	1,384.4	0.0	0.0	0.0	0.0	1,384.4	1,886.5
CANNER	0.0	0.0	866.1	0.0	0.0	0.0	0.0	866.1	1,728.7
DOVINE	0.0	0.0	0.0	0.0	0.0	0.0	0.0	0.0	2.5
FIESTA	0.0	0.0	12,948.5	0.0	0.0	0.0	0.0	12,948.5	14,745.2
SULTANAS	0.0	0.0	88.7	0.0	0.0	0.0	0.0	88.7	519.8
THOMPSON SEEDLESS	0.0	6,308.7	375,750.4	106,307.8	0.0	0.0	0.0	489,010.3	766,295.5
OTHER RAISIN <u>1/</u>	0.0	0.0	0.0	1,797.2	0.0	0.0	0.0	1,797.2	493.1
TOTAL RAISIN	0.0	6,308.7	391,038.1	108,105.0	0.0	0.0	0.0	506,095.2	785,671.3
<b>TABLE GRAPES:</b>									
ALMERIA	0.0	0.0	0.0	0.0	0.0	0.0	0.0	0.0	12.9
BEAUTY SLDS/BLK BEAUTY	0.0	0.0	0.0	7.8	0.0	0.0	0.0	7.8	182.9
BLACK HAMBURG	0.0	0.0	0.0	0.0	0.0	0.0	0.0	0.3	0.8
BLACK MONUKKA	0.0	0.0	232.7	0.0	0.0	0.0	0.0	232.7	226.7
BLACK PRINCE/ROSE OF PERU	0.0	0.0	0.0	0.0	18.6	0.0	0.0	26.3	40.0
BLACK SEEDLESS	0.0	0.0	0.0	1,070.1	0.0	0.0	0.0	1,070.1	602.4
CALMERIA	0.0	0.0	0.0	952.2	0.0	0.0	0.0	952.2	3,854.9
CARDINAL	0.0	0.0	0.0	172.4	0.0	0.0	0.0	172.4	201.0
CHRISTMAS ROSE	0.0	0.0	37.8	1,162.0	0.0	0.0	0.0	1,199.8	3,386.2
CRIMSON	0.0	0.0	300.9	411.1	0.0	0.0	0.0	712.0	300.0
DAWN SEEDLESS	0.0	0.0	0.0	0.0	0.0	0.0	0.0	0.0	1.4
EMPERATRIZ	0.0	0.0	0.0	804.3	0.0	0.0	0.0	804.3	1,044.5
EMPEROR	0.0	0.0	151.8	1,561.7	0.0	0.0	0.0	1,713.5	5,592.0
EXOTIC	0.0	0.0	0.0	1,064.1	0.0	0.0	0.0	1,064.1	425.0
FANTASY	0.0	0.0	0.0	231.0	0.0	0.0	0.0	231.0	458.6
FLAME SEEDLESS	0.0	0.0	2,803.3	21,073.1	0.0	0.0	0.0	24,105.5	27,215.2
FLAME TOKAY	18,099.3	0.0	0.0	0.0	0.0	0.0	0.0	18,099.3	39,075.8
FLAMING RED	0.0	0.0	45.4	0.0	0.0	0.0	0.0	45.4	0.0
GOLDEN MUSCAT	0.0	0.0	0.0	1,045.0	0.0	0.0	0.0	1,045.0	1,861.2
ITALIA	0.0	0.0	0.0	307.3	0.0	0.0	0.0	307.3	766.0
JADE SEEDLESS	0.0	0.0	0.0	66.6	0.0	0.0	0.0	66.6	0.0
MAJESTIC	0.0	0.0	0.0	124.9	0.0	0.0	0.0	124.9	382.8
MARROO	0.0	0.0	159.6	213.0	0.0	0.0	0.0	372.6	0.0
OLIVETTE BLANCHE/LDY FNGR	0.0	0.0	0.0	0.0	0.0	0.0	0.0	0.0	16.4
PERLETTE	0.0	0.0	0.0	937.3	0.0	0.0	0.0	937.3	1,524.8
QUEEN	0.0	0.0	0.0	59.0	0.0	0.0	0.0	59.0	131.4
RED GLOBE/ROSE-ITO	0.0	0.0	369.2	17,151.5	0.0	0.0	0.0	17,520.7	18,831.0
RED MALAGA	0.0	0.0	16.5	0.0	0.0	0.0	0.0	16.5	28.3
RED SEEDLESS	0.0	0.0	0.0	2,926.0	0.0	0.0	0.0	2,926.0	706.5
RIBIER	0.0	57.7	321.2	2,134.4	0.0	0.0	0.0	2,513.3	3,061.9
ROGUE	0.0	0.0	0.0	1,287.6	0.0	0.0	0.0	1,287.6	3,859.0
RUBY SEEDLESS/KING RUBY	0.0	0.0	637.0	7,937.6	0.0	0.0	0.0	8,574.6	7,265.9
SUPERIOR SEEDLESS	0.0	0.0	0.0	1,656.7	0.0	0.0	0.0	1,656.7	1,460.0
WHITE MALAGA	0.0	0.0	3,600.9	3,033.2	3.0	0.0	0.0	6,637.1	10,679.7
PACKINGHOUSE CULLS	0.0	0.0	0.0	567.5	0.0	0.0	0.0	567.5	1,348.3
OTHER TABLE <u>1/</u>	0.0	0.0	26,735.1	13,632.8	0.0	0.0	0.0	40,367.9	77,867.2
TOTAL TABLE	18,099.3	57.7	35,411.4	81,590.2	21.6	0.0	0.0	135,417.3	212,410.7
<b>WINE GRAPES (WHITE):</b>									
BURGER	11,282.4	3,623.0	669.0	7,543.1	0.0	69.7	262.5	23,562.5	29,952.8
CATARRATTO	0.0	0.0	0.0	0.0	0.0	0.0	0.0	22.8	0.0
CHARDONNAY	79,801.9	45,368.5	29,210.6	16,325.6	7.8	5,586.8	26,091.6	428,827.2	491,406.3
CHASSELAS DORE	0.0	0.0	0.0	0.0	0.0	0.0	0.0	0.0	60.9
CHENIN BLANC	4,979.2	16,082.4	89,865.5	27,633.9	0.0	152.9	4,655.1	155,977.4	170,710.6
CORTESE	0.0	0.0	0.0	0.0	0.0	5.1	0.0	5.1	18.2
EMERALD RIESLING	13.5	0.0	472.1	2,999.5	0.0	0.0	0.0	3,485.1	5,060.7
FEHER SZAGOS	0.0	0.0	0.0	0.0	0.0	0.0	0.0	0.0	52.1
FLORA	0.0	0.0	0.0	0.0	0.0	0.0	0.0	40.7	88.0
FOLLE BLANCHE	0.0	0.0	0.0	0.0	0.0	0.0	0.0	11.2	15.6
FRENCH COLOMBARD	8,021.0	41,389.8	254,394.4	83,799.4	0.0	0.0	146.0	392,753.3	475,082.0
GEWURZTRAMINER	0.0	0.0	0.0	0.0	0.0	16.9	0.0	4,277.4	9,957.7
GRAY RIESLING	11.8	0.0	0.0	2.6	0.0	0.0	0.0	202.8	370.6
GRECO	0.0	0.0	0.0	0.0	0.0	0.0	0.0	2.7	4.1
GREEN HUNGARIAN	0.0	57.7	0.0	132.6	0.0	0.0	0.0	190.3	403.4
INZOLIA	0.0	0.0	0.0	0.0	0.0	0.0	0.0	2.3	1.9
KLEINBERGER	0.0	0.0	0.0	0.0	0.0	0.0	0.0	5.1	12.5
MALVASIA BIANCA	2,067.0	11,889.4	2,581.1	1,514.0	0.0	0.0	0.0	18,641.2	17,306.9
MARSANNE	0.0	0.0	0.0	0.0	0.0	1.0	0.0	188.6	211.9
MELON	0.0	0.0	0.0	0.0	0.0	0.0	0.0	14.2	45.6
MONTONICO	0.0	0.0	0.0	0.0	0.0	0.0	0.0	0.0	21.1
MUSCADELLE	0.0	0.0	0.0	0.0	0.0	0.0	0.0	2.5	4.8
MUSCAT BLANC/M CANELLI	221.5	116.3	4,294.4	142.4	0.0	137.7	0.0	6,637.1	8,109.4
MUSCAT OF ALEXANDRIA	0.0	1,058.7	29,881.7	23,305.2	0.0	11.0	0.0	54,263.4	53,782.6
MUSCAT ORANGE	68.6	79.1	219.0	0.0	0.0	1.6	0.0	549.3	547.7
PALOMINO/G CHASSELAS	73.5	45.8	6,213.2	0.0	225.7	26.3	0.0	6,659.0	7,518.1
PEDRO XIMENES	0.0	0.0	0.0	0.0	0.0	0.0	0.0	0.0	9.9
PINOT BLANC	0.0	0.0	0.0	0.0	0.0	98.1	0.0	2,464.3	5,064.0
PINOT GRIS	351.1	0.0	12.7	0.0	0.0	28.9	0.0	1,237.2	1,136.4
ROUSSANNE	0.0	0.0	0.0	0.0	0.0	3.7	0.0	139.7	231.3
SAUVIGNON BLANC	11,888.9	7,022.7	1,278.4	416.4	0.2	737.5	1,451.5	61,547.7	74,185.9
SAUVIGNON MUSQUE	0.0	0.0	0.0	0.0	0.8	0.0	0.0	142.8	137.6

**TABLE 2: TONS OF GRAPES CRUSHED BY CALIFORNIA PROCESSORS  
FROM THE 1998 CROP BY TYPE, VARIETY, AND REPORTING DISTRICT WHERE GROWN, WITH COMPARISONS**

Type and Variety	1	2	3	4	5	6	7	8	9	10
	Tons									
<b>WINE GRAPES (WHITE): (Cont'd.)</b>										
SAUVIGNON VERT	0.0	0.0	11.1	7.8	0.0	0.0	0.0	0.0	0.0	0.0
SCHEUREBE	0.0	0.0	0.0	16.3	0.0	0.0	0.5	0.0	0.0	0.0
SEMILLON	170.3	297.5	632.7	1,065.2	0.0	195.5	504.6	611.5	211.4	61.8
ST. EMILION (UGNI BLANC)	0.0	0.0	0.0	0.4	0.0	16.6	0.0	0.0	0.0	0.0
SYLVANER	0.0	0.0	0.0	0.9	0.0	4.4	74.5	3.5	0.0	0.0
SYMPHONY	2.8	0.0	0.0	0.0	283.4	0.5	0.0	0.0	386.8	45.7
TOCAI FRIULANO	15.6	0.0	4.1	0.0	0.0	25.5	43.1	3.0	0.0	0.0
VERNACCIA	0.0	0.0	1.5	0.0	0.0	4.2	0.0	0.0	0.0	0.0
VIOGNIER	266.2	63.0	170.6	249.1	24.6	167.3	231.2	235.6	378.2	62.6
WHITE RIESLING	464.1	231.0	375.0	250.9	17.0	9.3	7,289.5	991.9	15.7	26.5
OTHER WHITE <u>1/</u>	37.0	0.0	41.9	3.6	0.0	39.8	16.9	7.7	3.6	0.0
<b>TOTAL WHITE</b>	<b>31,488.5</b>	<b>6,547.2</b>	<b>62,295.2</b>	<b>33,840.9</b>	<b>6,010.7</b>	<b>7,920.8</b>	<b>94,928.1</b>	<b>52,050.3</b>	<b>12,770.5</b>	<b>2,234.2</b>
<b>WINE GRAPES (RED):</b>										
AGLIANICO	0.0	0.0	0.0	0.2	0.0	0.0	0.0	0.0	0.0	6.6
ALEATICO	0.0	0.0	5.8	0.0	0.0	0.0	1.7	1.7	0.0	14.3
ALICANTE BOUSCHET	0.0	0.0	101.2	0.0	0.8	13.6	3.4	0.0	6.4	0.2
ALVARELHAO	0.0	0.0	0.0	0.0	0.0	0.0	1.0	0.0	0.0	1.4
AMERICA	0.0	0.0	0.0	0.0	0.0	0.0	0.0	0.0	0.0	0.0
ARAMON	0.0	0.0	0.0	0.0	0.0	0.0	0.0	0.0	0.0	0.0
BARBERA	84.7	18.7	109.6	96.8	0.0	0.0	78.4	112.4	428.8	453.2
BLACK MALVOISIE	0.4	0.0	0.0	0.0	0.0	0.0	0.0	0.0	0.0	0.0
CABERNET FRANC	219.6	153.4	1,876.5	2,702.1	6.6	112.3	795.9	644.8	11.0	220.3
CABERNET SAUVIGNON	6,440.1	3,735.0	24,216.7	33,903.0	1,937.9	1,930.2	19,371.2	21,776.8	2,651.2	1,159.9
CARIGNANE	4,298.2	0.0	617.3	57.6	56.3	538.6	0.0	2.5	0.0	21.2
CARMINE	0.0	0.0	10.1	0.0	11.3	0.0	0.0	0.0	0.0	0.0
CARNELIAN	0.0	0.0	0.0	0.0	0.0	0.0	0.0	0.5	0.0	0.0
CENTURIAN	0.0	0.0	13.9	0.0	0.0	0.0	0.0	0.0	0.0	0.0
CHARBONO	78.8	0.0	0.5	186.2	0.0	0.0	1.6	0.0	0.0	8.8
CINSAULT	7.2	0.0	49.9	0.0	0.0	10.3	27.4	4.6	0.0	15.9
COUNOISE	0.0	0.0	0.0	1.1	0.0	0.0	0.0	16.0	0.0	0.0
DOLCETTO	27.7	0.0	6.9	53.0	15.5	4.5	50.3	27.8	0.0	2.9
EARLY BURGUNDY	15.3	0.0	7.1	11.3	8.2	0.0	0.0	0.0	0.0	0.0
FREISA	0.0	0.0	0.2	0.0	0.0	12.0	10.0	4.6	0.0	27.1
GAMAY (NAPA)	218.4	120.5	335.0	791.6	482.9	0.0	756.3	615.5	0.0	0.0
GAMAY BEAUJOLAIS	21.2	0.0	20.7	0.5	13.7	0.0	386.2	77.3	0.0	0.0
GRENACHE	98.1	0.0	54.2	15.1	0.0	68.1	759.7	66.1	1,677.4	43.0
GRIGNOLINO	0.0	0.0	0.0	19.6	0.0	5.1	0.0	2.7	0.0	0.0
LAMBRUSCO	0.0	0.0	0.0	0.0	0.0	0.0	0.0	0.0	0.0	0.0
MALBEC	2.1	5.7	134.2	120.0	0.0	0.7	19.0	14.5	70.9	3.3
MATARO/MOURVEDRE	7.6	0.0	110.3	43.0	0.0	615.5	18.1	76.0	8.1	55.1
MERLOT	4,614.5	1,019.0	17,584.8	16,931.7	1,717.7	2,070.7	15,159.7	11,239.2	3,138.6	556.4
MEUNIER	32.2	0.0	334.3	213.5	0.0	0.0	0.0	0.0	0.0	0.0
MISSION	0.0	0.0	0.0	0.0	0.0	11.0	0.0	0.0	0.0	132.6
MONTANACCIO	0.0	0.0	0.0	0.0	0.0	0.0	8.8	0.0	0.0	0.0
MUSCAT HAMBURG	0.0	0.0	8.9	0.0	0.0	0.0	0.0	5.8	0.0	20.9
NEBBIOLO	20.5	0.0	10.9	11.4	0.0	26.1	99.1	193.7	3.6	44.6
NEGRETTE	0.0	0.0	0.0	0.0	0.0	0.0	9.3	0.0	0.0	0.0
PETIT VERDOT	21.3	0.0	144.1	275.4	0.0	4.3	9.3	19.5	58.4	6.7
PETITE SIRAH	1,098.7	118.6	692.0	650.4	41.5	203.9	941.8	665.3	242.0	73.4
PFEFFER CABERNET	0.0	0.0	0.0	0.0	0.0	0.0	20.8	0.0	0.0	0.0
PINOT NOIR	3,341.9	0.0	9,778.8	4,782.2	115.0	198.0	6,653.1	2,932.8	26.9	13.8
PINOT ST GEORGE	0.0	0.0	17.5	0.0	0.0	12.9	19.6	0.0	0.0	0.0
PINOTAGE	0.0	0.0	3.1	0.5	0.0	0.0	0.0	0.0	0.0	2.1
PORTUGUESER BLAUER	0.0	0.0	0.0	1.4	0.0	0.0	0.0	15.5	0.0	0.0
PRIMOTIVO	0.0	0.0	14.6	16.7	0.0	0.0	2.2	0.0	0.0	5.5
REFOSCO/MONDEUSE	0.0	0.0	0.0	3.7	0.0	5.3	40.3	65.9	0.0	21.6
ROYALTY	0.0	0.0	0.0	0.0	0.0	0.0	0.0	0.0	0.0	0.0
RUBIRED	0.0	0.0	0.0	0.0	0.0	0.0	0.0	0.0	0.0	2.0
RUBY CABERNET	0.0	0.0	9.8	2.3	0.0	7.4	0.0	0.0	0.0	0.0
SALVADOR	0.0	0.0	0.0	0.0	0.0	2.3	0.0	0.0	0.0	0.0
SANGIOVETO/SANGIOVESE	332.3	7.8	889.9	1,199.9	64.3	23.3	646.6	549.3	80.2	295.6
SOUZAO	23.8	0.0	0.0	0.0	0.0	0.0	27.4	0.0	0.0	0.8
SYRAH/FRENCH SYRAH-SHIRAZ	758.3	88.8	1,314.4	479.4	62.3	115.0	847.9	1,896.7	896.2	357.6
TANNAT	0.0	0.0	3.5	1.7	0.0	0.0	0.0	22.5	0.0	0.0
TEMPRANILLO	0.0	0.0	29.3	3.8	0.0	0.1	0.0	0.0	44.1	8.0
TEROLDEGO	0.0	0.0	0.0	0.0	0.0	16.6	5.4	2.0	0.0	0.0
TINTA CAO	0.0	0.0	0.0	0.0	0.0	0.0	0.6	0.0	0.0	4.1
TINTA MADEIRA	0.0	0.0	0.0	0.0	0.0	0.0	0.0	0.0	0.0	0.0
TOURIGA	0.0	0.0	0.0	0.4	0.0	0.0	1.0	0.0	0.0	3.1
TROUSSEAU	0.0	0.0	0.0	0.0	0.0	0.0	7.7	0.0	0.0	0.7
VALDEPENAS	0.0	0.0	0.0	0.0	0.0	0.0	0.0	0.0	0.0	0.0
ZINFANDEL	6,377.4	1,719.3	12,230.1	5,880.7	480.9	1,300.1	4,901.0	7,338.9	23,301.9	5,315.1
OTHER RED <u>1/</u>	18.5	0.9	229.7	57.5	0.0	53.2	167.8	13.7	26.6	62.4
<b>TOTAL RED</b>	<b>28,158.8</b>	<b>6,987.7</b>	<b>70,965.8</b>	<b>68,513.7</b>	<b>5,014.9</b>	<b>7,361.1</b>	<b>51,849.6</b>	<b>48,404.6</b>	<b>32,672.3</b>	<b>8,960.2</b>
<b>TOTAL WINE</b>	<b>59,647.3</b>	<b>13,534.9</b>	<b>133,261.0</b>	<b>102,354.6</b>	<b>11,025.6</b>	<b>15,281.9</b>	<b>146,777.7</b>	<b>100,454.9</b>	<b>45,442.8</b>	<b>11,194.4</b>
<b>TOTAL ALL VARIETIES</b>	<b>59,647.3</b>	<b>13,534.9</b>	<b>133,261.0</b>	<b>102,354.9</b>	<b>11,025.6</b>	<b>15,289.2</b>	<b>146,778.1</b>	<b>101,327.4</b>	<b>45,442.8</b>	<b>11,194.4</b>

**TABLE 2: TONS OF GRAPES CRUSHED BY CALIFORNIA PROCESSORS  
FROM THE 1998 CROP BY TYPE, VARIETY, AND REPORTING DISTRICT WHERE GROWN, WITH COMPARISONS**

Type and Variety	11	12	13	14	15	16	17	1998 State Total	1997 State Total	
	Tons									
<b>WINE GRAPES (WHITE): (Cont'd.)</b>										
SAUVIGNON VERT	0.0	0.0	0.0	0.0	0.0	0.0	0.0	18.9	40.4	
SCHEUREBE	0.0	0.0	0.0	0.0	0.0	0.0	0.0	16.8	31.5	
SEMILLON	1,674.6	1,175.2	318.7	943.6	0.0	9.9	0.0	7,872.5	9,227.8	
ST. EMILION (UGNI BLANC)	0.0	0.0	2,054.1	47.7	0.0	0.0	0.0	2,118.8	2,546.9	
SYLVANER	0.0	0.0	0.0	0.0	0.0	0.0	0.0	83.3	57.9	
SYMPHONY	556.7	67.2	3,992.8	366.7	0.0	0.0	532.8	6,235.4	6,294.4	
TOCAI FRIULANO	321.1	0.0	0.0	0.0	0.0	0.0	0.0	412.4	150.1	
VERNACCIA	0.0	0.0	0.0	0.0	0.0	0.0	0.0	5.7	3.7	
VIIGNIER	587.9	7.4	177.6	0.0	0.0	98.1	0.3	2,719.7	2,847.8	
WHITE RIESLING	72.8	0.0	0.0	0.0	0.0	119.6	82.9	9,946.2	11,929.4	
OTHER WHITE 1/	19.6	36.1	2,426.4	23.9	6.0	4.0	0.0	2,666.5	47,916.3	
<b>TOTAL WHITE</b>	<b>122,013.1</b>	<b>128,019.3</b>	<b>428,061.7</b>	<b>165,196.6</b>	<b>240.5</b>	<b>7,108.8</b>	<b>33,222.7</b>	<b>1,193,949.1</b>	<b>1,432,556.8</b>	
<b>WINE GRAPES (RED):</b>										
AGLIANICO	0.0	0.0	0.0	0.0	0.0	0.0	0.0	6.8	12.7	
ALEATICO	0.0	0.0	143.9	0.0	0.0	3.3	0.0	170.7	159.9	
ALICANTE BOUSCHET	254.4	32.9	547.7	1,388.9	29.1	69.4	0.0	2,448.0	1,997.1	
ALVARELHAO	5.9	0.0	0.0	10.4	0.0	0.0	0.0	18.7	19.9	
AMERICA	0.0	0.0	0.0	0.0	0.0	0.0	0.0	0.0	1.0	
ARAMON	0.0	0.0	0.0	0.0	0.0	0.0	0.0	0.0	67.8	
BARBERA	581.0	10,556.9	77,945.0	10,235.9	0.0	24.9	0.0	100,726.3	120,267.6	
BLACK MALVOISIE	0.0	0.0	0.0	459.4	0.0	0.0	0.0	459.8	469.2	
CABERNET FRANC	1,622.7	0.0	93.3	599.9	4.4	77.7	0.0	9,140.5	10,001.3	
CABERNET SAUVIGNON	59,940.7	20,233.4	18,844.2	9,506.0	29.4	801.8	1,972.7	228,450.2	226,317.5	
CARIGNANE	6,623.7	10,029.5	27,152.0	6,393.0	1.2	107.7	0.0	55,898.8	70,380.3	
CARMINE	0.0	0.0	228.0	181.9	0.0	1.2	0.0	432.5	266.3	
CARNELIAN	0.0	0.0	5,196.1	4,118.3	121.3	0.0	0.0	9,436.2	11,987.9	
CENTURIAN	0.0	0.0	2,848.9	0.0	0.0	0.0	0.0	2,862.8	3,254.6	
CHARBONO	0.0	0.0	0.0	0.0	0.0	0.0	0.0	275.9	304.0	
CINSAULT	3.3	0.0	0.0	0.0	17.2	0.9	0.0	136.7	128.9	
COUNOISE	0.0	0.0	0.0	0.0	0.0	0.0	0.0	17.1	50.0	
DOLCETTO	0.0	0.0	0.0	59.5	0.0	24.2	0.0	272.3	250.3	
EARLY BURGUNDY	1.6	0.0	0.0	0.0	0.0	0.0	0.0	43.5	68.4	
FREISA	0.0	0.0	0.0	0.0	0.0	0.0	0.0	53.9	27.8	
GAMAY (NAPA)	751.2	0.0	968.7	877.6	0.0	7.5	200.0	6,125.2	9,344.7	
GAMAY BEAUJOLAIS	0.0	0.0	0.0	0.0	0.0	23.8	0.0	543.4	540.3	
GRENACHE	339.1	10,247.1	67,322.3	18,054.8	117.5	211.0	20.1	99,093.6	120,813.2	
GRIGNOLINO	0.0	0.0	0.0	63.3	0.0	0.0	0.0	90.7	67.5	
LAMBRUSCO	0.0	0.0	484.7	0.0	0.0	0.0	0.0	484.7	361.2	
MALBEC	63.5	0.0	0.0	5.5	0.0	0.0	0.0	439.4	834.7	
MATARO/MOURVEDRE	28.3	0.0	0.0	0.0	24.0	196.3	4.0	1,186.3	1,695.8	
MERLOT	46,167.9	28,049.3	31,500.0	13,871.8	24.1	926.3	6,919.3	201,491.0	201,707.3	
MEUNIER	0.0	0.0	0.0	0.0	0.0	0.0	0.0	580.0	1,047.6	
MISSION	64.0	1,414.3	2,469.6	0.0	445.3	138.7	0.0	4,675.5	5,046.6	
MONTANACCIO	0.0	0.0	0.0	0.0	0.0	0.0	0.0	8.8	0.0	
MUSCAT HAMBURG	0.0	129.4	3.1	0.0	0.0	0.0	0.0	168.1	194.1	
NEBBIOLO	0.0	0.0	0.0	0.0	0.0	53.1	0.0	463.0	691.7	
NEGRETTE	16.7	0.0	0.0	0.0	0.0	0.0	0.0	26.0	5.5	
PETIT VERDOT	0.0	0.0	0.0	32.7	0.4	1.2	0.0	573.3	772.7	
PETITE SIRAH	2,109.0	489.1	409.4	392.3	0.0	47.9	612.1	8,787.4	8,310.6	
PFEFFER CABERNET	0.0	0.0	0.0	0.0	0.0	0.0	0.0	20.8	31.1	
PINOT NOIR	523.4	522.2	34.8	0.0	0.0	0.0	0.0	28,922.9	48,319.1	
PINOT ST GEORGE	0.0	0.0	0.0	0.0	0.0	0.0	0.0	50.0	85.4	
PINOTAGE	0.0	0.0	0.0	0.0	0.0	0.0	0.0	5.7	22.8	
PORTUGIESER BLAUER	3.9	0.0	0.0	0.0	0.0	0.0	0.0	20.8	18.5	
PRIMOTIVO	324.4	0.0	0.0	0.0	0.0	0.0	0.0	363.4	130.0	
REFOSCO/MONDEUSE	0.0	0.0	0.0	0.0	0.0	0.0	0.0	136.8	102.6	
ROYALTY	0.0	53.4	3,953.2	1,829.3	0.0	0.0	0.0	5,835.9	7,396.6	
RUBIEDO	145.0	4,258.0	62,253.8	40,303.6	0.0	8.8	0.0	106,971.2	95,330.7	
RUBY CABERNET	0.0	10,739.8	38,647.0	12,221.1	0.0	0.0	0.0	61,627.4	58,532.0	
SALVADOR	18.9	0.0	175.7	5,710.4	0.0	11.1	0.0	5,918.4	5,882.7	
SANGIOVETO/SANGIOVESE	574.5	1,287.4	1,079.1	995.7	0.0	148.2	4.0	8,178.1	7,385.7	
SOUZAO	7.1	0.0	52.3	8.4	0.0	0.0	20.0	139.8	159.4	
SYRAH/FRENCH SYRAH-SHIRAZ	4,939.8	2,355.2	3,890.3	3,904.0	0.0	95.7	15.8	22,017.4	9,982.7	
TANNAT	0.0	0.0	0.0	0.0	0.0	1.5	0.0	29.2	19.1	
TEMPRANILLO	0.0	0.0	34.4	302.3	0.0	0.0	0.0	422.0	393.4	
TEROLDEGO	0.0	0.0	0.0	0.0	0.0	0.0	0.0	24.0	26.3	
TINTA CAO	1.5	0.0	4.4	35.2	0.0	0.0	9.2	55.0	46.2	
TINTA MADEIRA	0.0	10.0	96.0	16.6	0.0	0.0	0.0	122.6	159.3	
TOURIGA	21.9	11.1	47.3	11.6	0.0	0.0	20.0	116.4	87.1	
TROUSSEAU	6.8	0.0	0.0	0.0	0.0	0.0	0.0	15.2	33.4	
VALDEPENAS	48.2	551.7	117.6	294.2	0.0	0.0	0.0	1,011.7	1,359.2	
ZINFANDEL	117,338.8	44,799.4	69,702.2	35,488.1	492.9	962.3	2,082.8	339,711.9	421,594.6	
OTHER RED 1/	69.8	961.8	12,614.1	1,446.7	0.0	59.2	20.8	15,802.7	6,200.4	
<b>TOTAL RED</b>	<b>242,597.0</b>	<b>146,731.9</b>	<b>428,859.1</b>	<b>168,818.4</b>	<b>1,306.8</b>	<b>4,003.7</b>	<b>11,900.8</b>	<b>1,333,106.4</b>	<b>1,460,764.3</b>	
<b>TOTAL WINE</b>	<b>364,610.1</b>	<b>274,751.2</b>	<b>856,920.8</b>	<b>334,015.0</b>	<b>1,547.3</b>	<b>11,112.5</b>	<b>45,123.5</b>	<b>2,527,055.5</b>	<b>2,893,321.1</b>	
<b>TOTAL ALL VARIETIES</b>	<b>382,709.4</b>	<b>281,117.6</b>	<b>1,283,370.3</b>	<b>523,710.2</b>	<b>1,568.9</b>	<b>11,112.5</b>	<b>45,123.5</b>	<b>3,168,568.0</b>	<b>3,891,403.1</b>	

1/ Other categories include minor and mixed varieties.





**TABLE 4: TONS OF GRAPES PURCHASED FOR WINE, CONCENTRATE, JUICE, VINEGAR, AND BEVERAGE BRANDY BY CALIFORNIA PROCESSORS FROM THE 1998 CROP BY TYPE, VARIETY, AND REPORTING DISTRICT WHERE GROWN, WITH COMPARISONS**

Type and Variety	1	2	3	4	5	6	7	8	9	10
	Tons									
<b>RAISIN GRAPES:</b>										
BLACK CORINTH (ZANTES)	0.0	0.0	0.0	0.0	0.0	0.0	0.0	0.0	0.0	0.0
CANNER	0.0	0.0	0.0	0.0	0.0	0.0	0.0	0.0	0.0	0.0
FIESTA	0.0	0.0	0.0	0.0	0.0	0.0	0.0	0.0	0.0	0.0
SULTANAS	0.0	0.0	0.0	0.0	0.0	0.0	0.0	0.0	0.0	0.0
THOMPSON SEEDLESS	0.0	0.0	0.0	0.0	0.0	0.0	0.0	0.0	0.0	0.0
OTHER RAISIN 1/	0.0	0.0	0.0	0.0	0.0	0.0	0.0	0.0	0.0	0.0
TOTAL RAISIN	0.0	0.0	0.0	0.0	0.0	0.0	0.0	0.0	0.0	0.0
<b>TABLE GRAPES:</b>										
BEAUTY SLDS/BLK BEAUTY	0.0	0.0	0.0	0.0	0.0	0.0	0.0	0.0	0.0	0.0
BLACK MONUKKA	0.0	0.0	0.0	0.0	0.0	0.0	0.0	0.0	0.0	0.0
BLACK PRINCE/ROSE OF PERU	0.0	0.0	0.0	0.0	0.0	7.3	0.0	0.0	0.0	0.0
BLACK SEEDLESS	0.0	0.0	0.0	0.0	0.0	0.0	0.0	0.0	0.0	0.0
CALMERIA	0.0	0.0	0.0	0.0	0.0	0.0	0.0	0.0	0.0	0.0
CARDINAL	0.0	0.0	0.0	0.0	0.0	0.0	0.0	0.0	0.0	0.0
CHRISTMAS ROSE	0.0	0.0	0.0	0.0	0.0	0.0	0.0	0.0	0.0	0.0
CRIMSON	0.0	0.0	0.0	0.0	0.0	0.0	0.0	0.0	0.0	0.0
EMPERATRIZ	0.0	0.0	0.0	0.0	0.0	0.0	0.0	0.0	0.0	0.0
EMPEROR	0.0	0.0	0.0	0.0	0.0	0.0	0.0	0.0	0.0	0.0
EXOTIC	0.0	0.0	0.0	0.0	0.0	0.0	0.0	0.0	0.0	0.0
FANTASY	0.0	0.0	0.0	0.0	0.0	0.0	0.0	0.0	0.0	0.0
FLAME SEEDLESS	0.0	0.0	0.0	0.0	0.0	0.0	0.0	0.0	0.0	0.0
FLAME TOKAY	0.0	0.0	0.0	0.0	0.0	0.0	0.0	0.0	0.0	0.0
GOLDEN MUSCAT	0.0	0.0	0.0	0.0	0.0	0.0	0.0	0.0	0.0	0.0
ITALIA	0.0	0.0	0.0	0.0	0.0	0.0	0.0	0.0	0.0	0.0
MARROO	0.0	0.0	0.0	0.0	0.0	0.0	0.0	0.0	0.0	0.0
PERLETTE	0.0	0.0	0.0	0.0	0.0	0.0	0.0	0.0	0.0	0.0
QUEEN	0.0	0.0	0.0	0.0	0.0	0.0	0.0	0.0	0.0	0.0
RED GLOBE/ROSE-ITO	0.0	0.0	0.0	0.0	0.0	0.0	0.0	0.0	0.0	0.0
RED MALAGA	0.0	0.0	0.0	0.0	0.0	0.0	0.0	0.0	0.0	0.0
RED SEEDLESS	0.0	0.0	0.0	0.0	0.0	0.0	0.0	0.0	0.0	0.0
RIBIER	0.0	0.0	0.0	0.0	0.0	0.0	0.0	0.0	0.0	0.0
RUBY SEEDLESS/KING RUBY	0.0	0.0	0.0	0.0	0.0	0.0	0.0	0.0	0.0	0.0
SUPERIOR SEEDLESS	0.0	0.0	0.0	0.0	0.0	0.0	0.0	0.0	0.0	0.0
WHITE MALAGA	0.0	0.0	0.0	0.0	0.0	0.0	0.0	0.0	0.0	0.0
OTHER TABLE 1/	0.0	0.0	0.0	0.0	0.0	0.0	0.0	0.0	0.0	0.0
TOTAL TABLE	0.0	0.0	0.0	0.0	0.0	7.3	0.0	0.0	0.0	0.0
<b>WINE GRAPES (WHITE):</b>										
BURGER	4.0	0.0	6.4	0.0	0.0	0.0	0.0	0.0	0.0	0.0
CATARRATTO	0.0	0.0	0.0	2.8	0.0	0.0	0.0	0.0	0.0	0.0
CHARDONNAY	17,429.7	528.9	35,759.8	14,497.3	4,343.3	5,281.0	35,154.9	18,199.6	5,801.2	783.1
CHASSELAS DORE	0.0	0.0	0.0	0.0	0.0	0.0	0.0	0.0	0.0	0.0
CHENIN BLANC	1,437.7	40.6	600.6	411.5	562.1	9.0	3,002.9	580.1	313.3	14.6
EMERALD RIESLING	0.0	0.0	0.0	0.0	0.0	0.0	0.0	0.0	0.0	0.0
FEHER SZAGOS	0.0	0.0	0.0	0.0	0.0	0.0	0.0	0.0	0.0	0.0
FLORA	13.8	0.0	0.0	21.7	0.0	0.0	0.0	0.0	0.0	0.0
FRENCH COLOMBARD	960.6	0.0	1,075.1	13.4	139.3	90.9	585.8	0.0	900.4	24.2
GEWURZTRAMINER	1,202.9	0.0	424.8	26.9	0.0	25.7	1,212.8	211.5	0.0	6.4
GRAY RIESLING	108.1	0.0	27.7	0.0	0.0	0.0	0.0	5.3	0.0	0.0
GRECO	0.0	0.0	0.0	0.0	0.0	0.0	0.0	0.0	0.0	0.0
GREEN HUNGARIAN	0.0	0.0	0.0	0.0	0.0	0.0	0.0	0.0	0.0	0.0
INZOLIA	0.0	0.0	0.0	0.0	0.0	0.0	0.0	0.0	0.0	0.0
KLEINBERGER	0.0	0.0	5.1	0.0	0.0	0.0	0.0	0.0	0.0	0.0
MALVASIA BIANCA	0.0	0.0	0.0	0.4	0.0	74.9	107.0	0.0	0.0	0.0
MARSANNE	11.6	0.0	23.6	0.0	0.0	14.6	18.5	8.6	0.0	10.7
MELON	0.0	0.0	14.2	0.0	0.0	0.0	0.0	0.0	0.0	0.0
MONTONICO	0.0	0.0	0.0	0.0	0.0	0.0	0.0	0.0	0.0	0.0
MUSCADELLE	0.0	0.0	2.5	0.0	0.0	0.0	0.0	0.0	0.0	0.0
MUSCAT BLANC/M CANELLI	64.7	175.6	82.4	94.7	0.0	11.3	97.3	603.9	2.7	68.5
MUSCAT OF ALEXANDRIA	0.0	0.0	0.0	0.0	0.0	0.0	0.0	0.0	0.0	5.9
MUSCAT ORANGE	20.7	0.0	0.4	0.0	0.0	0.0	19.2	9.1	11.3	59.2
PALOMINO/G CHASSELAS	5.8	0.0	35.3	0.0	0.0	33.4	0.0	0.0	0.0	0.0
PEDRO XIMENES	0.0	0.0	0.0	0.0	0.0	0.0	0.0	0.0	0.0	0.0
PINOT BLANC	103.8	0.0	240.8	76.0	0.0	10.9	1,110.7	281.9	0.0	0.0
PINOT GRIS	50.8	0.0	86.5	164.4	0.0	43.0	198.7	70.9	0.0	5.2
ROUSANNE	20.4	0.0	12.8	0.0	0.0	1.5	0.0	61.2	0.0	4.2
SAUVIGNON BLANC	4,118.5	3,895.6	4,990.9	5,608.8	531.0	186.2	3,142.5	4,230.7	139.0	593.0
SAUVIGNON MUSQUE	0.0	0.0	68.2	69.8	0.0	0.0	0.0	0.0	0.0	0.0



**TABLE 4: TONS OF GRAPES PURCHASED FOR WINE, CONCENTRATE, JUICE, VINEGAR, AND BEVERAGE BRANDY BY CALIFORNIA PROCESSORS FROM THE 1998 CROP BY TYPE, VARIETY, AND REPORTING DISTRICT WHERE GROWN, WITH COMPARISONS**

Type and Variety	11	12	13	14	15	16	17	1998 State Total	1997 State Total
<b>Tons</b>									
<b>RAISIN GRAPES:</b>									
BLACK CORINTH (ZANTES)	0.0	0.0	1,375.3	0.0	0.0	0.0	0.0	1,375.3	1,871.0
CANNER	0.0	0.0	866.1	0.0	0.0	0.0	0.0	866.1	1,728.4
FIESTA	0.0	0.0	12,911.8	0.0	0.0	0.0	0.0	12,911.8	10,352.0
SULTANAS	0.0	0.0	86.6	0.0	0.0	0.0	0.0	86.6	514.1
THOMPSON SEEDLESS	0.0	6,057.0	369,067.5	50,642.6	0.0	0.0	0.0	425,767.1	654,707.7
OTHER RAISIN 1/	0.0	0.0	0.0	1,785.4	0.0	0.0	0.0	1,785.4	492.0
<b>TOTAL RAISIN</b>	<b>0.0</b>	<b>6,057.0</b>	<b>384,307.3</b>	<b>52,428.0</b>	<b>0.0</b>	<b>0.0</b>	<b>0.0</b>	<b>442,792.3</b>	<b>669,665.2</b>
<b>TABLE GRAPES:</b>									
BEAUTY SLDS/BLK BEAUTY	0.0	0.0	0.0	0.0	0.0	0.0	0.0	0.0	149.2
BLACK MONUKKA	0.0	0.0	231.9	0.0	0.0	0.0	0.0	231.9	194.1
BLACK PRINCE/ROSE OF PERU	0.0	0.0	0.0	0.0	18.6	0.0	0.0	25.9	40.0
BLACK SEEDLESS	0.0	0.0	0.0	63.9	0.0	0.0	0.0	63.9	36.6
CALMERIA	0.0	0.0	0.0	119.8	0.0	0.0	0.0	119.8	0.0
CARDINAL	0.0	0.0	0.0	94.5	0.0	0.0	0.0	94.5	146.3
CHRISTMAS ROSE	0.0	0.0	15.6	114.3	0.0	0.0	0.0	129.9	396.1
CRIMSON	0.0	0.0	300.4	89.4	0.0	0.0	0.0	389.8	0.0
EMPERATRIZ	0.0	0.0	0.0	136.9	0.0	0.0	0.0	136.9	619.6
EMPEROR	0.0	0.0	137.1	816.8	0.0	0.0	0.0	953.9	117.8
EXOTIC	0.0	0.0	0.0	227.3	0.0	0.0	0.0	227.3	242.7
FANTASY	0.0	0.0	0.0	38.2	0.0	0.0	0.0	38.2	302.1
FLAME SEEDLESS	0.0	0.0	2,663.8	9,814.7	0.0	0.0	0.0	12,478.5	16,234.8
FLAME TOKAY	18,098.1	0.0	0.0	0.0	0.0	0.0	0.0	18,098.1	39,025.2
GOLDEN MUSCAT	0.0	0.0	0.0	0.0	0.0	0.0	0.0	0.0	15.3
ITALIA	0.0	0.0	0.0	71.6	0.0	0.0	0.0	71.6	380.8
MARROO	0.0	0.0	158.6	212.7	0.0	0.0	0.0	371.3	0.0
PERLETTE	0.0	0.0	0.0	528.0	0.0	0.0	0.0	528.0	1,047.5
QUEEN	0.0	0.0	0.0	20.7	0.0	0.0	0.0	20.7	92.3
RED GLOBE/ROSE-ITO	0.0	0.0	302.6	3,138.6	0.0	0.0	0.0	3,441.2	1,966.4
RED MALAGA	0.0	0.0	16.5	0.0	0.0	0.0	0.0	16.5	28.3
RED SEEDLESS	0.0	0.0	0.0	1,055.4	0.0	0.0	0.0	1,055.4	6.3
RIBIER	0.0	57.7	93.8	597.0	0.0	0.0	0.0	748.5	870.5
RUBY SEEDLESS/KING RUBY	0.0	0.0	547.6	2,543.7	0.0	0.0	0.0	3,091.3	3,424.0
SUPERIOR SEEDLESS	0.0	0.0	0.0	1,656.7	0.0	0.0	0.0	1,656.7	1,455.0
WHITE MALAGA	0.0	0.0	3,449.0	1,807.0	3.0	0.0	0.0	5,259.0	7,823.0
OTHER TABLE 1/	0.0	0.0	26,461.9	10,763.6	0.0	0.0	0.0	37,225.5	76,050.2
<b>TOTAL TABLE</b>	<b>18,098.1</b>	<b>57.7</b>	<b>34,378.8</b>	<b>33,910.8</b>	<b>21.6</b>	<b>0.0</b>	<b>0.0</b>	<b>86,474.3</b>	<b>150,664.1</b>
<b>WINE GRAPES (WHITE):</b>									
BURGER	10,827.9	0.0	657.1	6,980.5	0.0	56.2	0.0	18,532.1	24,851.9
CATARRATTO	0.0	0.0	0.0	0.0	0.0	0.0	0.0	2.8	0.0
CHARDONNAY	76,710.6	28,240.2	27,442.9	12,788.3	0.0	2,829.7	23,381.2	309,171.7	348,902.5
CHASSELAS DORE	0.0	0.0	0.0	0.0	0.0	0.0	0.0	0.0	60.9
CHENIN BLANC	4,938.2	16,023.8	89,445.7	27,500.8	0.0	19.2	4,246.5	149,146.6	162,163.8
EMERALD RIESLING	13.5	0.0	469.1	2,875.9	0.0	0.0	0.0	3,358.5	5,018.7
FEHER SZAGOS	0.0	0.0	0.0	0.0	0.0	0.0	0.0	0.0	27.9
FLORA	0.0	0.0	0.0	0.0	0.0	0.0	0.0	35.5	45.4
FRENCH COLOMBARD	7,898.8	41,389.6	250,402.8	63,955.2	0.0	0.0	146.0	367,582.1	456,857.2
GEWURZTRAMINER	0.0	0.0	0.0	0.0	0.0	0.0	0.0	3,111.0	6,482.8
GRAY RIESLING	11.8	0.0	0.0	0.0	0.0	0.0	0.0	152.9	329.6
GRECO	0.0	0.0	0.0	0.0	0.0	0.0	0.0	0.0	1.9
GREEN HUNGARIAN	0.0	0.0	0.0	132.3	0.0	0.0	0.0	132.3	358.2
INZOLIA	0.0	0.0	0.0	0.0	0.0	0.0	0.0	0.0	1.9
KLEINBERGER	0.0	0.0	0.0	0.0	0.0	0.0	0.0	5.1	12.5
MALVASIA BIANCA	2,056.9	5,546.6	2,573.8	1,508.9	0.0	0.0	0.0	11,868.5	11,140.2
MARSANNE	0.0	0.0	0.0	0.0	0.0	0.0	0.0	87.6	112.3
MELON	0.0	0.0	0.0	0.0	0.0	0.0	0.0	14.2	45.6
MONTONICO	0.0	0.0	0.0	0.0	0.0	0.0	0.0	0.0	9.5
MUSCADELLE	0.0	0.0	0.0	0.0	0.0	0.0	0.0	2.5	4.8
MUSCAT BLANC/M CANELLI	216.2	116.3	4,114.3	79.7	0.0	47.1	0.0	5,774.7	6,800.5
MUSCAT OF ALEXANDRIA	0.0	1,058.7	29,447.4	22,410.6	0.0	5.3	0.0	52,927.9	49,525.4
MUSCAT ORANGE	68.6	79.1	113.3	0.0	0.0	0.0	0.0	380.9	384.4
PALOMINO/G CHASSELAS	22.1	45.4	6,129.0	0.0	225.7	18.6	0.0	6,515.3	6,582.9
PEDRO XIMENES	0.0	0.0	0.0	0.0	0.0	0.0	0.0	0.0	9.9
PINOT BLANC	0.0	0.0	0.0	0.0	0.0	0.0	0.0	1,824.1	3,026.4
PINOT GRIS	351.1	0.0	0.0	0.0	0.0	0.0	0.0	970.6	702.3
ROUSANNE	0.0	0.0	0.0	0.0	0.0	1.2	0.0	101.3	127.5
SAUVIGNON BLANC	11,657.7	5,271.2	1,207.3	416.4	0.0	280.2	1,437.4	47,706.4	56,698.8
SAUVIGNON MUSQUE	0.0	0.0	0.0	0.0	0.0	0.0	0.0	138.0	133.3

**TABLE 4: TONS OF GRAPES PURCHASED FOR WINE, CONCENTRATE, JUICE, VINEGAR, AND BEVERAGE BRANDY BY CALIFORNIA PROCESSORS FROM THE 1998 CROP BY TYPE, VARIETY, AND REPORTING DISTRICT WHERE GROWN, WITH COMPARISONS**

Type and Variety	1	2	3	4	5	6	7	8	9	10
Tons										
<b>WINE GRAPES (WHITE): (Cont'd.)</b>										
SAUVIGNON VERT	0.0	0.0	11.1	2.0	0.0	0.0	0.0	0.0	0.0	0.0
SEMILLON	80.8	30.1	383.2	768.4	0.0	25.4	39.1	576.4	2.2	29.8
ST. EMILION (UGNI BLANC)	0.0	0.0	0.0	0.0	0.0	0.0	0.0	0.0	0.0	0.0
SYLVANER	0.0	0.0	0.0	0.0	0.0	4.4	74.5	0.0	0.0	0.0
SYMPHONY	0.0	0.0	0.0	0.0	283.4	0.0	0.0	0.0	363.7	45.7
TOCAI FRIULANO	15.6	0.0	3.6	0.0	0.0	25.5	43.1	3.0	0.0	0.0
VERNACCIA	0.0	0.0	0.0	0.0	0.0	4.2	0.0	0.0	0.0	0.0
VIOGNIER	207.3	46.8	134.4	91.4	24.6	164.2	120.2	154.7	0.0	47.0
WHITE RIESLING	386.4	231.0	348.0	176.8	0.0	8.4	5,399.8	622.9	0.0	5.1
OTHER WHITE 1/	37.0	0.0	40.2	3.6	0.0	33.6	11.4	1.0	3.6	0.0
<b>TOTAL WHITE</b>	<b>26,280.2</b>	<b>4,948.6</b>	<b>44,377.6</b>	<b>22,029.9</b>	<b>5,883.7</b>	<b>6,048.1</b>	<b>50,338.4</b>	<b>25,620.8</b>	<b>7,537.4</b>	<b>1,702.6</b>
<b>WINE GRAPES (RED):</b>										
AGLIANICO	0.0	0.0	0.0	0.2	0.0	0.0	0.0	0.0	0.0	0.9
ALEATICO	0.0	0.0	5.8	0.0	0.0	0.0	0.0	1.7	0.0	0.0
ALICANTE BOUSCHET	0.0	0.0	81.3	0.0	0.8	13.6	0.0	0.0	0.0	0.2
ALVARELHAO	0.0	0.0	0.0	0.0	0.0	0.0	1.0	0.0	0.0	1.4
AMERICA	0.0	0.0	0.0	0.0	0.0	0.0	0.0	0.0	0.0	0.0
ARAMON	0.0	0.0	0.0	0.0	0.0	0.0	0.0	0.0	0.0	0.0
BARBERA	83.2	18.7	41.8	94.4	0.0	0.0	41.8	87.1	0.9	204.1
BLACK MALVOISIE	0.4	0.0	0.0	0.0	0.0	0.0	0.0	0.0	0.0	0.0
CABERNET FRANC	135.4	143.4	1,215.3	1,464.9	3.2	71.7	745.9	452.7	1.6	156.0
CABERNET SAUVIGNON	5,877.1	3,251.0	15,832.1	24,632.1	1,800.8	1,135.5	14,194.6	19,163.3	1,935.5	818.6
CARIGNANE	4,111.8	0.0	531.2	54.9	56.3	486.7	0.0	2.5	0.0	21.0
CARMINE	0.0	0.0	0.0	0.0	0.0	0.0	0.0	0.0	0.0	0.0
CARNELIAN	0.0	0.0	0.0	0.0	0.0	0.0	0.0	0.5	0.0	0.0
CENTURIAN	0.0	0.0	13.9	0.0	0.0	0.0	0.0	0.0	0.0	0.0
CHARBONO	78.8	0.0	0.5	175.3	0.0	0.0	1.6	0.0	0.0	8.8
CINSAULT	7.2	0.0	9.1	0.0	0.0	8.7	3.3	0.0	0.0	15.6
COUNOISE	0.0	0.0	0.0	0.3	0.0	0.0	0.0	7.9	0.0	0.0
DOLCETTO	27.7	0.0	3.3	3.0	15.5	4.5	29.8	24.8	0.0	1.6
EARLY BURGUNDY	15.3	0.0	7.1	11.3	8.2	0.0	0.0	0.0	0.0	0.0
FREISA	0.0	0.0	0.0	0.0	0.0	12.0	0.0	4.6	0.0	0.0
GAMAY (NAPA)	218.3	120.5	271.8	775.7	482.9	0.0	666.1	615.5	0.0	0.0
GAMAY BEAUJOLAIS	21.2	0.0	20.7	0.5	0.0	0.0	386.2	77.3	0.0	0.0
GRENACHE	74.2	0.0	31.1	1.6	0.0	67.5	511.0	28.1	1,631.1	38.2
GRIGNOLINO	0.0	0.0	0.0	0.0	0.0	0.0	0.0	0.0	0.0	0.0
LAMBRUSCO	0.0	0.0	0.0	0.0	0.0	0.0	0.0	0.0	0.0	0.0
MALBEC	0.0	0.0	38.4	88.6	0.0	0.7	4.1	13.0	0.6	3.3
MATARO/MOURVEDRE	7.6	0.0	30.0	6.4	0.0	602.4	12.8	43.4	0.0	49.6
MERLOT	4,077.6	968.4	12,742.2	11,855.0	1,667.5	1,925.6	10,119.6	7,634.0	3,005.8	379.1
MEUNIER	18.1	0.0	205.6	119.9	0.0	0.0	0.0	0.0	0.0	0.0
MISSION	0.0	0.0	0.0	0.0	0.0	0.0	0.0	0.0	0.0	128.1
MONTANACCIO	0.0	0.0	0.0	0.0	0.0	0.0	8.8	0.0	0.0	0.0
MUSCAT HAMBURG	0.0	0.0	1.6	0.0	0.0	0.0	0.0	5.8	0.0	16.5
NEBBIOLO	16.1	0.0	10.4	0.0	0.0	26.1	91.8	92.2	0.0	14.8
NEGRETTE	0.0	0.0	0.0	0.0	0.0	0.0	9.3	0.0	0.0	0.0
PETIT VERDOT	15.8	0.0	70.1	139.4	0.0	0.9	0.0	15.7	0.0	2.1
PETITE SIRAH	921.4	15.0	306.9	474.9	41.5	35.2	566.3	442.0	102.8	43.4
PFEFFER CABERNET	0.0	0.0	0.0	0.0	0.0	0.0	9.5	0.0	0.0	0.0
PINOT NOIR	2,432.9	0.0	6,486.5	3,126.7	107.5	163.1	5,126.1	1,828.2	17.3	11.0
PINOT ST GEORGE	0.0	0.0	17.5	0.0	0.0	0.0	12.9	0.0	0.0	0.0
PINOTAGE	0.0	0.0	3.1	0.0	0.0	0.0	0.0	0.0	0.0	2.1
PORTUGIESE BLAUER	0.0	0.0	0.0	0.0	0.0	0.0	0.0	4.8	0.0	0.0
PRIMOTIVO	0.0	0.0	13.8	0.0	0.0	0.0	2.2	0.0	0.0	5.5
REFOSCO/MONDEUSE	0.0	0.0	0.0	0.0	0.0	5.3	40.3	65.9	0.0	0.0
ROYALTY	0.0	0.0	0.0	0.0	0.0	0.0	0.0	0.0	0.0	0.0
RUBIRED	0.0	0.0	0.0	0.0	0.0	0.0	0.0	0.0	0.0	2.0
RUBY CABERNET	0.0	0.0	0.0	0.0	0.0	0.0	0.0	0.0	0.0	0.0
SALVADOR	0.0	0.0	0.0	0.0	0.0	2.3	0.0	0.0	0.0	0.0
SANGIOVETO/SANGIOVESE	239.9	0.0	502.3	826.2	46.7	11.6	369.6	354.5	65.3	145.6
SOUZAO	0.0	0.0	0.0	0.0	0.0	0.0	14.0	0.0	0.0	0.8
SYRAH/FRENCH SYRAH-SHIRAZ	575.9	88.8	1,051.2	291.2	62.3	57.8	602.1	1,438.7	291.8	235.1
TANNAT	0.0	0.0	3.5	0.0	0.0	0.0	0.0	22.5	0.0	0.0
TEMPRANILLO	0.0	0.0	22.9	2.4	0.0	0.0	0.0	0.0	0.0	2.0
TEROLDEGO	0.0	0.0	0.0	0.0	0.0	16.6	5.4	0.0	0.0	0.0
TINTA CAO	0.0	0.0	0.0	0.0	0.0	0.0	0.6	0.0	0.0	4.1
TINTA MADEIRA	0.0	0.0	0.0	0.0	0.0	0.0	0.0	0.0	0.0	0.0
TOURIGA	0.0	0.0	0.0	0.0	0.0	0.0	1.0	0.0	0.0	3.1
TROUSSEAU	0.0	0.0	0.0	0.0	0.0	0.0	7.7	0.0	0.0	0.7
VALDEPENAS	0.0	0.0	0.0	0.0	0.0	0.0	0.0	0.0	0.0	0.0
ZINFANDEL	5,800.8	912.0	9,884.3	4,499.0	472.2	1,095.3	2,084.9	5,880.0	18,403.5	4,853.7
OTHER RED 1/	17.5	0.9	114.8	16.2	0.0	17.0	11.8	3.3	26.6	44.6
<b>TOTAL RED</b>	<b>24,774.2</b>	<b>5,518.7</b>	<b>49,570.1</b>	<b>48,660.1</b>	<b>4,765.4</b>	<b>5,760.1</b>	<b>35,682.1</b>	<b>38,310.0</b>	<b>25,482.8</b>	<b>7,213.6</b>
<b>TOTAL WINE</b>	<b>51,054.4</b>	<b>10,467.3</b>	<b>93,947.7</b>	<b>70,690.0</b>	<b>10,649.1</b>	<b>11,808.2</b>	<b>86,020.5</b>	<b>63,930.8</b>	<b>33,020.2</b>	<b>8,916.2</b>
<b>TOTAL ALL VARIETIES</b>	<b>51,054.4</b>	<b>10,467.3</b>	<b>93,947.7</b>	<b>70,690.0</b>	<b>10,649.1</b>	<b>11,815.5</b>	<b>86,020.5</b>	<b>63,930.8</b>	<b>33,020.2</b>	<b>8,916.2</b>

**TABLE 4: TONS OF GRAPES PURCHASED FOR WINE, CONCENTRATE, JUICE, VINEGAR, AND BEVERAGE BRANDY BY CALIFORNIA PROCESSORS FROM THE 1998 CROP BY TYPE, VARIETY, AND REPORTING DISTRICT WHERE GROWN, WITH COMPARISONS**

Type and Variety	11	12	13	14	15	16	17	1998 State Total	1997 State Total
	Tons								
<b>WINE GRAPES (WHITE): (Cont'd.)</b>									
SAUVIGNON VERT	0.0	0.0	0.0	0.0	0.0	0.0	0.0	13.1	27.3
SEMILLON	1,674.6	1,174.3	318.7	938.3	0.0	6.0	0.0	6,047.3	6,635.1
ST. EMILION (UGNI BLANC)	0.0	0.0	2,053.6	45.2	0.0	0.0	0.0	2,098.8	2,472.3
SYLVANER	0.0	0.0	0.0	0.0	0.0	0.0	0.0	78.9	47.8
SYMPHONY	545.6	60.9	3,988.5	362.7	0.0	0.0	532.8	6,183.3	6,201.9
TOCAI FRIULANO	0.0	0.0	0.0	0.0	0.0	0.0	0.0	90.8	150.1
VERNACCIA	0.0	0.0	0.0	0.0	0.0	0.0	0.0	4.2	2.0
VIOGNIER	383.5	7.4	174.9	0.0	0.0	10.4	0.3	1,567.1	1,607.0
WHITE RIESLING	10.9	0.0	0.0	0.0	0.0	66.9	0.0	7,256.2	8,122.3
OTHER WHITE <sup>1/</sup>	0.0	0.0	2,342.4	23.9	0.0	0.0	0.0	2,496.7	13,255.1
<b>TOTAL WHITE</b>	<b>117,388.0</b>	<b>99,013.5</b>	<b>420,880.8</b>	<b>140,018.7</b>	<b>225.7</b>	<b>3,340.8</b>	<b>29,744.2</b>	<b>1,005,379.0</b>	<b>1,178,939.9</b>
<b>WINE GRAPES (RED):</b>									
AGLIANICO	0.0	0.0	0.0	0.0	0.0	0.0	0.0	1.1	3.3
ALEATICO	0.0	0.0	143.8	0.0	0.0	3.3	0.0	154.6	139.8
ALICANTE BOUSCHET	253.4	19.6	545.2	1,387.7	27.9	69.4	0.0	2,399.1	1,754.3
ALVARELHAO	5.9	0.0	0.0	0.0	0.0	0.0	0.0	8.3	7.0
AMERICA	0.0	0.0	0.0	0.0	0.0	0.0	0.0	0.0	1.0
ARAMON	0.0	0.0	0.0	0.0	0.0	0.0	0.0	0.0	67.8
BARBERA	557.1	8,280.9	77,335.3	6,086.3	0.0	23.2	0.0	92,854.8	112,161.1
BLACK MALVOISIE	0.0	0.0	0.0	459.4	0.0	0.0	0.0	459.8	469.2
CABERNET FRANC	633.2	0.0	93.3	593.2	0.0	38.9	0.0	5,748.7	6,629.5
CABERNET SAUVIGNON	56,459.9	14,843.7	16,198.4	9,119.3	3.3	732.8	1,682.3	187,680.3	187,693.2
CARIGNANE	6,143.9	8,900.9	27,146.3	4,147.3	1.2	107.7	0.0	51,711.7	65,492.7
CARMINE	0.0	0.0	228.0	181.9	0.0	1.2	0.0	411.1	249.3
CARNELIAN	0.0	0.0	3,207.0	4,082.0	121.3	0.0	0.0	7,410.8	11,390.6
CENTURIAN	0.0	0.0	1,170.9	0.0	0.0	0.0	0.0	1,184.8	3,026.7
CHARBONO	0.0	0.0	0.0	0.0	0.0	0.0	0.0	265.0	294.2
CINSAULT	3.3	0.0	0.0	0.0	17.2	0.4	0.0	64.8	42.2
COUNOISE	0.0	0.0	0.0	0.0	0.0	0.0	0.0	8.2	38.8
DOLCETTO	0.0	0.0	0.0	59.5	0.0	0.0	0.0	169.7	121.9
EARLY BURGUNDY	1.6	0.0	0.0	0.0	0.0	0.0	0.0	43.5	45.3
FREISA	0.0	0.0	0.0	0.0	0.0	0.0	0.0	16.6	17.0
GAMAY (NAPA)	751.2	0.0	968.7	877.6	0.0	7.0	200.0	5,955.3	8,495.4
GAMAY BEAUJOLAIS	0.0	0.0	0.0	0.0	0.0	0.0	0.0	505.9	438.3
GRENACHE	339.1	9,796.7	66,699.1	14,557.7	107.5	211.0	20.1	94,114.0	116,102.0
GRIGNOLINO	0.0	0.0	0.0	63.3	0.0	0.0	0.0	63.3	0.0
LAMBRUSCO	0.0	0.0	0.0	0.0	0.0	0.0	0.0	0.0	0.2
MALBEC	62.0	0.0	0.0	5.5	0.0	0.0	0.0	216.2	487.5
MATARO/MOURVEDRE	11.1	0.0	0.0	0.0	18.4	147.7	0.0	929.4	1,382.2
MERLOT	38,686.9	15,682.8	26,821.1	11,334.0	0.0	627.3	6,008.2	153,535.1	157,219.2
MEUNIER	0.0	0.0	0.0	0.0	0.0	0.0	0.0	343.6	589.1
MISSION	64.0	1,404.4	2,440.3	0.0	435.1	138.7	0.0	4,610.6	4,905.5
MONTANACCIO	0.0	0.0	0.0	0.0	0.0	0.0	0.0	8.8	0.0
MUSCAT HAMBURG	0.0	129.4	3.1	0.0	0.0	0.0	0.0	156.4	189.5
NEBBIOLO	0.0	0.0	0.0	0.0	0.0	8.4	0.0	259.8	311.7
NEGRETTE	16.7	0.0	0.0	0.0	0.0	0.0	0.0	26.0	5.5
PETIT VERDOT	0.0	0.0	0.0	31.5	0.0	0.0	0.0	275.5	388.3
PETITE SIRAH	2,033.5	487.1	408.2	385.2	0.0	0.1	358.0	6,621.5	5,626.5
PEFFER CABERNET	0.0	0.0	0.0	0.0	0.0	0.0	0.0	9.5	13.5
PINOT NOIR	521.4	497.8	34.8	0.0	0.0	0.0	0.0	20,353.3	33,104.0
PINOT ST GEORGE	0.0	0.0	0.0	0.0	0.0	0.0	0.0	30.4	62.1
PINOTAGE	0.0	0.0	0.0	0.0	0.0	0.0	0.0	5.2	22.2
PORTUGIESE BLAUER	3.9	0.0	0.0	0.0	0.0	0.0	0.0	8.7	18.5
PRIMOTIVO	324.4	0.0	0.0	0.0	0.0	0.0	0.0	345.9	119.1
REFOSCO/MONDEUSE	0.0	0.0	0.0	0.0	0.0	0.0	0.0	111.5	77.4
ROYALTY	0.0	5.4	3,935.6	1,820.5	0.0	0.0	0.0	5,761.5	7,126.1
RUBIRED	145.0	4,242.7	57,425.8	37,354.2	0.0	0.0	0.0	99,169.7	82,933.1
RUBY CABERNET	0.0	10,447.6	29,300.6	12,158.2	0.0	0.0	0.0	51,906.4	55,266.8
SALVADOR	18.9	0.0	174.5	5,700.2	0.0	11.1	0.0	5,907.0	5,861.2
SANGIOVETO/SANGIOVESE	546.4	1,089.7	748.9	987.0	0.0	48.3	0.0	5,982.0	4,530.2
SOUZAO	7.1	0.0	52.2	0.0	0.0	0.0	20.0	94.1	77.4
SYRAH/FRENCH SYRAH-SHIRAZ	4,392.8	1,589.3	2,835.3	3,852.5	0.0	21.1	0.3	17,386.2	7,165.7
TANNAT	0.0	0.0	0.0	0.0	0.0	0.0	0.0	26.0	0.9
TEMPRANILLO	0.0	0.0	34.1	302.3	0.0	0.0	0.0	363.7	315.5
TEROLDEGO	0.0	0.0	0.0	0.0	0.0	0.0	0.0	22.0	22.7
TINTA CAO	1.5	0.0	4.4	0.0	0.0	0.0	9.2	19.8	12.2
TINTA MADEIRA	0.0	0.0	93.3	0.0	0.0	0.0	0.0	93.3	0.0
TOURIGA	21.9	0.0	46.8	0.0	0.0	0.0	20.0	92.8	32.8
TROUSSEAU	6.8	0.0	0.0	0.0	0.0	0.0	0.0	15.2	31.3
VALDEPENAS	48.2	547.5	117.6	285.2	0.0	0.0	0.0	998.5	1,245.5
ZINFANDEL	108,766.5	42,816.1	66,956.3	30,691.6	473.9	893.8	2,070.3	306,554.2	385,004.7
OTHER RED <sup>1/</sup>	11.0	932.7	6,498.4	1,184.3	0.0	59.2	0.0	8,938.3	2,046.9
<b>TOTAL RED</b>	<b>220,838.6</b>	<b>121,714.3</b>	<b>391,667.3</b>	<b>147,707.4</b>	<b>1,205.8</b>	<b>3,150.6</b>	<b>10,388.4</b>	<b>1,142,409.5</b>	<b>1,270,875.6</b>
<b>TOTAL WINE</b>	<b>338,226.6</b>	<b>220,727.8</b>	<b>812,548.1</b>	<b>287,726.1</b>	<b>1,431.5</b>	<b>6,491.4</b>	<b>40,132.6</b>	<b>2,147,788.5</b>	<b>2,449,815.5</b>
<b>TOTAL ALL VARIETIES</b>	<b>356,324.7</b>	<b>226,842.5</b>	<b>1,231,234.2</b>	<b>374,064.9</b>	<b>1,453.1</b>	<b>6,491.4</b>	<b>40,132.6</b>	<b>2,677,055.1</b>	<b>3,270,144.8</b>

<sup>1/</sup> Other categories include minor and mixed varieties.





**TABLE 6: WEIGHTED AVERAGE GROWER RETURNS PER TON DELIVERED BASIS PURCHASED FOR WINE, CONCENTRATE, JUICE, VINEGAR, AND BEVERAGE BRANDY BY CALIFORNIA PROCESSORS FROM THE 1998 CROP BY TYPE, VARIETY, AND REPORTING DISTRICT WHERE GROWN, WITH COMPARISONS**

Type and Variety	1	2	3	4	5	6	7	8	9	10
	Dollars									
<b>RAISIN GRAPES:</b>										
BLACK CORINTH (ZANTES)	0.00	0.00	0.00	0.00	0.00	0.00	0.00	0.00	0.00	0.00
CANNER	0.00	0.00	0.00	0.00	0.00	0.00	0.00	0.00	0.00	0.00
FIESTA	0.00	0.00	0.00	0.00	0.00	0.00	0.00	0.00	0.00	0.00
SULTANAS	0.00	0.00	0.00	0.00	0.00	0.00	0.00	0.00	0.00	0.00
THOMPSON SEEDLESS	0.00	0.00	0.00	0.00	0.00	0.00	0.00	0.00	0.00	0.00
OTHER RAISIN <u>1/</u>	0.00	0.00	0.00	0.00	0.00	0.00	0.00	0.00	0.00	0.00
TOTAL RAISIN	0.00	0.00	0.00	0.00	0.00	0.00	0.00	0.00	0.00	0.00
<b>TABLE GRAPES:</b>										
BEAUTY SLDS/BLK BEAUTY	0.00	0.00	0.00	0.00	0.00	0.00	0.00	0.00	0.00	0.00
BLACK MONUKKA	0.00	0.00	0.00	0.00	0.00	0.00	0.00	0.00	0.00	0.00
BLACK PRINCE/ROSE OF PERU	0.00	0.00	0.00	0.00	0.00	600.00	0.00	0.00	0.00	0.00
BLACK SEEDLESS	0.00	0.00	0.00	0.00	0.00	0.00	0.00	0.00	0.00	0.00
CALMERIA	0.00	0.00	0.00	0.00	0.00	0.00	0.00	0.00	0.00	0.00
CARDINAL	0.00	0.00	0.00	0.00	0.00	0.00	0.00	0.00	0.00	0.00
CHRISTMAS ROSE	0.00	0.00	0.00	0.00	0.00	0.00	0.00	0.00	0.00	0.00
CRIMSON	0.00	0.00	0.00	0.00	0.00	0.00	0.00	0.00	0.00	0.00
EMPERATRIZ	0.00	0.00	0.00	0.00	0.00	0.00	0.00	0.00	0.00	0.00
EMPEROR	0.00	0.00	0.00	0.00	0.00	0.00	0.00	0.00	0.00	0.00
EXOTIC	0.00	0.00	0.00	0.00	0.00	0.00	0.00	0.00	0.00	0.00
FANTASY	0.00	0.00	0.00	0.00	0.00	0.00	0.00	0.00	0.00	0.00
FLAME SEEDLESS	0.00	0.00	0.00	0.00	0.00	0.00	0.00	0.00	0.00	0.00
FLAME TOKAY	0.00	0.00	0.00	0.00	0.00	0.00	0.00	0.00	0.00	0.00
GOLDEN MUSCAT	0.00	0.00	0.00	0.00	0.00	0.00	0.00	0.00	0.00	0.00
ITALIA	0.00	0.00	0.00	0.00	0.00	0.00	0.00	0.00	0.00	0.00
MARROO	0.00	0.00	0.00	0.00	0.00	0.00	0.00	0.00	0.00	0.00
PERLETTE	0.00	0.00	0.00	0.00	0.00	0.00	0.00	0.00	0.00	0.00
QUEEN	0.00	0.00	0.00	0.00	0.00	0.00	0.00	0.00	0.00	0.00
RED GLOBE/ROSE-ITO	0.00	0.00	0.00	0.00	0.00	0.00	0.00	0.00	0.00	0.00
RED MALAGA	0.00	0.00	0.00	0.00	0.00	0.00	0.00	0.00	0.00	0.00
RED SEEDLESS	0.00	0.00	0.00	0.00	0.00	0.00	0.00	0.00	0.00	0.00
RIBIER	0.00	0.00	0.00	0.00	0.00	0.00	0.00	0.00	0.00	0.00
RUBY SEEDLESS/KING RUBY	0.00	0.00	0.00	0.00	0.00	0.00	0.00	0.00	0.00	0.00
SUPERIOR SEEDLESS	0.00	0.00	0.00	0.00	0.00	0.00	0.00	0.00	0.00	0.00
WHITE MALAGA	0.00	0.00	0.00	0.00	0.00	0.00	0.00	0.00	0.00	0.00
OTHER TABLE <u>1/</u>	0.00	0.00	0.00	0.00	0.00	0.00	0.00	0.00	0.00	0.00
TOTAL TABLE	0.00	0.00	0.00	0.00	0.00	600.00	0.00	0.00	0.00	0.00
<b>WINE GRAPES (WHITE):</b>										
BURGER	550.00	0.00	550.00	0.00	0.00	0.00	0.00	0.00	0.00	0.00
CATARRATTO	0.00	0.00	0.00	1,355.00	0.00	0.00	0.00	0.00	0.00	0.00
CHARDONNAY	1,589.03	1,366.47	1,749.20	1,842.90	1,227.94	1,372.59	1,412.53	1,567.95	851.51	1,181.07
CHASSELAS DORE	0.00	0.00	0.00	0.00	0.00	0.00	0.00	0.00	0.00	0.00
CHENIN BLANC	688.00	414.30	604.32	854.50	387.22	578.33	878.45	614.02	351.54	450.00
EMERALD RIESLING	0.00	0.00	0.00	0.00	0.00	0.00	0.00	0.00	0.00	0.00
FEHER SZAGOS	0.00	0.00	0.00	0.00	0.00	0.00	0.00	0.00	0.00	0.00
FLORA	750.00	0.00	0.00	1,485.00	0.00	0.00	0.00	0.00	0.00	0.00
FRENCH COLOMBARD	596.64	0.00	541.44	647.20	565.82	235.00	500.00	0.00	179.46	249.00
GEWURZTRAMINER	1,000.90	0.00	1,070.54	829.83	0.00	886.96	912.51	800.28	0.00	891.61
GRAY RIESLING	712.71	0.00	1,009.10	0.00	0.00	0.00	0.00	500.00	0.00	0.00
GRECO	0.00	0.00	0.00	0.00	0.00	0.00	0.00	0.00	0.00	0.00
GREEN HUNGARIAN	0.00	0.00	0.00	0.00	0.00	0.00	0.00	0.00	0.00	0.00
INZOLIA	0.00	0.00	0.00	0.00	0.00	0.00	0.00	0.00	0.00	0.00
KLEINBERGER	0.00	0.00	1,078.43	0.00	0.00	0.00	0.00	0.00	0.00	0.00
MALVASIA BIANCA	0.00	0.00	0.00	1,400.00	0.00	1,700.87	1,490.61	0.00	0.00	0.00
MARSANNE	1,654.38	0.00	1,800.00	0.00	0.00	1,460.96	1,200.00	669.93	0.00	900.00
MELON	0.00	0.00	1,350.00	0.00	0.00	0.00	0.00	0.00	0.00	0.00
MONTONICO	0.00	0.00	0.00	0.00	0.00	0.00	0.00	0.00	0.00	0.00
MUSCADELLE	0.00	0.00	1,000.00	0.00	0.00	0.00	0.00	0.00	0.00	0.00
MUSCAT BLANC/M CANELLI	1,336.54	993.12	1,552.92	1,246.38	0.00	1,197.35	1,238.84	864.92	650.00	851.03
MUSCAT OF ALEXANDRIA	0.00	0.00	0.00	0.00	0.00	0.00	0.00	0.00	0.00	600.00
MUSCAT ORANGE	1,246.78	0.00	1,190.48	0.00	0.00	0.00	2,279.95	1,101.10	650.00	694.79
PALOMINO/G CHASSELAS	550.00	0.00	550.00	0.00	0.00	660.78	0.00	0.00	0.00	0.00
PEDRO XIMENES	0.00	0.00	0.00	0.00	0.00	0.00	0.00	0.00	0.00	0.00
PINOT BLANC	1,330.74	0.00	1,275.67	1,474.02	0.00	1,038.53	943.91	1,534.28	0.00	0.00
PINOT GRIS	1,355.46	0.00	1,626.51	1,394.55	0.00	1,477.60	1,295.65	1,386.04	0.00	1,023.72
ROUSANNE	1,743.23	0.00	1,800.00	0.00	0.00	1,600.00	0.00	1,289.82	0.00	878.57
SAUVIGNON BLANC	1,050.56	897.74	1,168.60	1,251.51	626.77	700.01	1,033.62	843.75	617.63	741.20
SAUVIGNON MUSQUE	0.00	0.00	1,236.96	1,305.65	0.00	0.00	0.00	0.00	0.00	0.00

**TABLE 6: WEIGHTED AVERAGE GROWER RETURNS PER TON DELIVERED BASIS PURCHASED FOR  
WINE, CONCENTRATE, JUICE, VINEGAR, AND BEVERAGE BRANDY BY CALIFORNIA PROCESSORS  
FROM THE 1998 CROP BY TYPE, VARIETY, AND REPORTING DISTRICT WHERE GROWN, WITH COMPARISONS**

Type and Variety	11	12	13	14	15	16	17	1998 State Total	1997 State Total
	Dollars								
<b>RAISIN GRAPES:</b>									
BLACK CORINTH (ZANTES)	0.00	0.00	141.54	0.00	0.00	0.00	0.00	141.54	176.36
CANNER	0.00	0.00	30.00	0.00	0.00	0.00	0.00	30.00	56.95
FIESTA	0.00	0.00	165.00	0.00	0.00	0.00	0.00	165.00	194.65
SULTANAS	0.00	0.00	168.97	0.00	0.00	0.00	0.00	168.97	175.46
THOMPSON SEEDLESS	0.00	148.78	165.05	162.24	0.00	0.00	0.00	164.48	185.11
OTHER RAISIN <u>1/</u>	0.00	0.00	0.00	145.39	0.00	0.00	0.00	145.39	185.00
TOTAL RAISIN	0.00	148.78	164.66	161.67	0.00	0.00	0.00	164.09	184.89
<b>TABLE GRAPES:</b>									
BEAUTY SLDS/BLK BEAUTY	0.00	0.00	0.00	0.00	0.00	0.00	0.00	0.00	175.00
BLACK MONUKKA	0.00	0.00	143.06	0.00	0.00	0.00	0.00	143.06	177.60
BLACK PRINCE/ROSE OF PERU	0.00	0.00	0.00	0.00	350.00	0.00	0.00	420.46	335.25
BLACK SEEDLESS	0.00	0.00	0.00	131.95	0.00	0.00	0.00	131.95	154.00
CALMERIA	0.00	0.00	0.00	129.41	0.00	0.00	0.00	129.41	0.00
CARDINAL	0.00	0.00	0.00	135.85	0.00	0.00	0.00	135.85	131.95
CHRISTMAS ROSE	0.00	0.00	142.93	144.68	0.00	0.00	0.00	144.47	122.80
CRIMSON	0.00	0.00	136.82	142.43	0.00	0.00	0.00	138.11	0.00
EMPERATRIZ	0.00	0.00	0.00	162.09	0.00	0.00	0.00	162.09	127.24
EMPEROR	0.00	0.00	108.91	114.53	0.00	0.00	0.00	113.72	109.73
EXOTIC	0.00	0.00	0.00	126.69	0.00	0.00	0.00	126.69	157.53
FANTASY	0.00	0.00	0.00	153.95	0.00	0.00	0.00	153.95	140.17
FLAME SEEDLESS	0.00	0.00	156.34	143.27	0.00	0.00	0.00	146.06	174.84
FLAME TOKAY	184.08	0.00	0.00	0.00	0.00	0.00	0.00	184.08	186.83
GOLDEN MUSCAT	0.00	0.00	0.00	0.00	0.00	0.00	0.00	0.00	146.38
ITALIA	0.00	0.00	0.00	142.35	0.00	0.00	0.00	142.35	150.00
MARROO	0.00	0.00	154.79	136.41	0.00	0.00	0.00	144.26	0.00
PERLETTE	0.00	0.00	0.00	129.66	0.00	0.00	0.00	129.66	152.90
QUEEN	0.00	0.00	0.00	162.42	0.00	0.00	0.00	162.42	150.57
RED GLOBE/ROSE-ITO	0.00	0.00	148.90	132.22	0.00	0.00	0.00	133.69	125.62
RED MALAGA	0.00	0.00	105.00	0.00	0.00	0.00	0.00	105.00	94.26
RED SEEDLESS	0.00	0.00	0.00	128.60	0.00	0.00	0.00	128.60	128.70
RIBIER	0.00	175.00	150.00	137.54	0.00	0.00	0.00	141.99	167.28
RUBY SEEDLESS/KING RUBY	0.00	0.00	158.14	145.02	0.00	0.00	0.00	147.34	153.02
SUPERIOR SEEDLESS	0.00	0.00	0.00	128.05	0.00	0.00	0.00	128.05	176.09
WHITE MALAGA	0.00	0.00	165.18	172.28	150.00	0.00	0.00	167.61	176.05
OTHER TABLE <u>1/</u>	0.00	0.00	137.53	139.46	0.00	0.00	0.00	138.09	160.98
TOTAL TABLE	184.08	175.00	142.21	140.37	322.22	0.00	0.00	150.36	169.11
<b>WINE GRAPES (WHITE):</b>									
BURGER	186.51	0.00	175.00	180.51	0.00	150.00	0.00	183.93	192.55
CATARRATTO	0.00	0.00	0.00	0.00	0.00	0.00	0.00	1,355.00	0.00
CHARDONNAY	740.91	674.42	627.23	622.83	0.00	1,011.99	773.53	1,087.86	1,161.07
CHASSELAS DORE	0.00	0.00	0.00	0.00	0.00	0.00	0.00	0.00	203.57
CHENIN BLANC	341.36	224.57	201.76	189.52	0.00	500.00	444.10	237.97	274.44
EMERALD RIESLING	350.00	0.00	192.62	185.62	0.00	0.00	0.00	187.26	196.26
FEHER SZAGOS	0.00	0.00	0.00	0.00	0.00	0.00	0.00	0.00	180.03
FLORA	0.00	0.00	0.00	0.00	0.00	0.00	0.00	1,199.28	1,199.06
FRENCH COLOMBARD	244.88	186.73	180.50	177.45	0.00	0.00	264.12	184.92	207.55
GEWURZTRAMINER	0.00	0.00	0.00	0.00	0.00	0.00	0.00	959.66	912.84
GRAY RIESLING	350.00	0.00	0.00	0.00	0.00	0.00	0.00	731.04	517.28
GRECO	0.00	0.00	0.00	0.00	0.00	0.00	0.00	0.00	1,500.00
GREEN HUNGARIAN	0.00	0.00	0.00	210.00	0.00	0.00	0.00	210.00	216.01
INZOLIA	0.00	0.00	0.00	0.00	0.00	0.00	0.00	0.00	1,200.00
KLEINBERGER	0.00	0.00	0.00	0.00	0.00	0.00	0.00	1,078.43	957.60
MALVASIA BIANCA	275.00	216.14	270.82	215.49	0.00	0.00	0.00	259.02	293.16
MARSANNE	0.00	0.00	0.00	0.00	0.00	0.00	0.00	1,376.62	1,466.76
MELON	0.00	0.00	0.00	0.00	0.00	0.00	0.00	1,350.00	929.07
MONTONICO	0.00	0.00	0.00	0.00	0.00	0.00	0.00	0.00	1,000.00
MUSCADELLE	0.00	0.00	0.00	0.00	0.00	0.00	0.00	1,000.00	1,000.00
MUSCAT BLANC/M CANELLI	414.10	405.19	358.81	258.41	0.00	759.13	0.00	500.90	521.43
MUSCAT OF ALEXANDRIA	0.00	213.75	227.59	217.58	0.00	650.00	0.00	223.16	227.68
MUSCAT ORANGE	529.16	500.00	436.52	0.00	0.00	0.00	0.00	666.49	665.09
PALOMINO/G CHASSELAS	185.00	165.00	171.99	0.00	176.88	150.00	0.00	176.99	184.54
PEDRO XIMENES	0.00	0.00	0.00	0.00	0.00	0.00	0.00	0.00	175.00
PINOT BLANC	0.00	0.00	0.00	0.00	0.00	0.00	0.00	1,123.61	1,122.54
PINOT GRIS	932.49	0.00	0.00	0.00	0.00	0.00	0.00	1,226.86	1,349.74
ROUSANNE	0.00	0.00	0.00	0.00	0.00	1,591.53	0.00	1,436.71	1,741.70
SAUVIGNON BLANC	582.55	493.80	333.28	337.80	0.00	783.21	571.14	827.14	788.24
SAUVIGNON MUSQUE	0.00	0.00	0.00	0.00	0.00	0.00	0.00	1,271.71	1,150.08

**TABLE 6: WEIGHTED AVERAGE GROWER RETURNS PER TON DELIVERED BASIS PURCHASED FOR WINE, CONCENTRATE, JUICE, VINEGAR, AND BEVERAGE BRANDY BY CALIFORNIA PROCESSORS FROM THE 1998 CROP BY TYPE, VARIETY, AND REPORTING DISTRICT WHERE GROWN, WITH COMPARISONS**

Type and Variety	1	2	3	4	5	6	7	8	9	10
	Dollars									
<b>WINE GRAPES (WHITE): (Cont'd.)</b>										
SAUVIGNON VERT	0.00	0.00	498.54	1,200.00	0.00	0.00	0.00	0.00	0.00	0.00
SEMILLON	1,090.87	865.45	1,153.12	1,281.60	0.00	786.05	787.98	648.44	450.00	956.63
ST. EMILION (UGNI BLANC)	0.00	0.00	0.00	0.00	0.00	0.00	0.00	0.00	0.00	0.00
SYLVANER	0.00	0.00	0.00	0.00	0.00	350.00	350.00	0.00	0.00	0.00
SYMPHONY	0.00	0.00	0.00	0.00	310.00	0.00	0.00	0.00	320.78	400.00
TOCAI FRIULANO	1,400.00	0.00	1,336.11	0.00	0.00	1,485.29	1,418.91	1,400.00	0.00	0.00
VERNACCIA	0.00	0.00	0.00	0.00	0.00	1,500.00	0.00	0.00	0.00	0.00
VIIGNIER	1,810.88	1,637.20	1,904.21	1,659.04	731.71	1,056.89	1,523.89	1,597.32	0.00	1,135.95
WHITE RIESLING	984.15	740.15	1,032.49	1,187.23	0.00	700.00	800.39	721.57	0.00	550.00
OTHER WHITE <u>1/</u>	654.26	0.00	776.99	1,361.11	0.00	1,354.61	1,578.95	500.00	600.00	0.00
<b>TOTAL WHITE</b>	<b>1,375.41</b>	<b>946.70</b>	<b>1,615.37</b>	<b>1,636.86</b>	<b>1,031.40</b>	<b>1,319.51</b>	<b>1,256.22</b>	<b>1,360.48</b>	<b>719.91</b>	<b>944.04</b>
<b>WINE GRAPES (RED):</b>										
AGLIANICO	0.00	0.00	0.00	2,018.30	0.00	0.00	0.00	0.00	0.00	900.00
ALEATICO	0.00	0.00	1,500.00	0.00	0.00	0.00	0.00	600.00	0.00	0.00
ALICANTE BOUSCHET	0.00	0.00	1,371.93	0.00	1,000.00	1,001.10	0.00	0.00	0.00	700.00
ALVARELHAO	0.00	0.00	0.00	0.00	0.00	0.00	1,000.00	0.00	0.00	973.21
AMERICA	0.00	0.00	0.00	0.00	0.00	0.00	0.00	0.00	0.00	0.00
ARAMON	0.00	0.00	0.00	0.00	0.00	0.00	0.00	0.00	0.00	0.00
BARBERA	1,637.97	1,200.00	1,970.10	1,555.01	0.00	0.00	1,733.54	1,127.15	1,150.00	987.63
BLACK MALVOISIE	1,850.00	0.00	0.00	0.00	0.00	0.00	0.00	0.00	0.00	0.00
CABERNET FRANC	1,424.12	1,529.74	1,923.04	2,201.67	1,000.00	1,585.65	1,078.23	1,430.97	1,125.00	986.35
CABERNET SAUVIGNON	1,699.93	1,367.91	1,950.42	2,255.97	995.50	1,277.67	1,211.10	1,211.34	891.60	1,058.14
CARIGNANE	853.19	0.00	1,117.61	1,383.42	937.30	834.28	0.00	800.00	0.00	604.10
CARMINE	0.00	0.00	0.00	0.00	0.00	0.00	0.00	0.00	0.00	0.00
CARNELIAN	0.00	0.00	0.00	0.00	0.00	0.00	0.00	600.00	0.00	0.00
CENTURIAN	0.00	0.00	1,000.00	0.00	0.00	0.00	0.00	0.00	0.00	0.00
CHARBONO	1,562.66	0.00	2,000.00	1,595.75	0.00	0.00	1,250.00	0.00	0.00	816.59
CINSAULT	1,200.00	0.00	1,629.12	0.00	0.00	697.13	1,500.00	0.00	0.00	859.46
COUNOISE	0.00	0.00	0.00	1,250.00	0.00	0.00	0.00	1,226.00	0.00	0.00
DOLCETTO	1,400.00	0.00	1,818.18	1,380.00	1,600.00	1,650.00	1,720.81	964.52	0.00	1,103.13
EARLY BURGUNDY	749.02	0.00	800.00	945.13	850.00	0.00	0.00	0.00	0.00	0.00
FREISA	0.00	0.00	0.00	0.00	0.00	1,614.58	0.00	1,200.00	0.00	0.00
GAMAY (NAPA)	920.98	886.92	992.02	913.06	770.21	0.00	871.33	711.69	0.00	0.00
GAMAY BEAUJOLAIS	950.69	0.00	1,200.00	1,800.00	0.00	0.00	1,180.89	1,046.42	0.00	0.00
GRENACHE	1,011.74	0.00	1,229.61	1,390.63	0.00	1,489.98	1,013.31	1,234.03	180.67	758.92
GRIGNOLINO	0.00	0.00	0.00	0.00	0.00	0.00	0.00	0.00	0.00	0.00
LAMBRUSCO	0.00	0.00	0.00	0.00	0.00	0.00	0.00	0.00	0.00	0.00
MALBEC	0.00	0.00	2,017.83	1,878.45	0.00	1,585.71	1,000.00	1,179.15	1,285.28	514.71
MATARO/MOURVEDRE	1,582.90	0.00	1,809.89	1,800.00	0.00	1,170.31	1,750.00	1,420.39	0.00	1,193.55
MERLOT	1,727.41	1,558.26	1,882.09	2,077.71	1,239.57	1,408.79	1,324.13	1,377.82	942.36	1,187.40
MEUNIER	1,400.00	0.00	1,508.94	1,367.45	0.00	0.00	0.00	0.00	0.00	0.00
MISSION	0.00	0.00	0.00	0.00	0.00	0.00	0.00	0.00	0.00	290.52
MONTANACCIO	0.00	0.00	0.00	0.00	0.00	0.00	800.00	0.00	0.00	0.00
MUSCAT HAMBURG	0.00	0.00	1,250.00	0.00	0.00	0.00	0.00	630.00	0.00	747.73
NEBBIOLO	1,800.00	0.00	1,360.50	0.00	0.00	1,643.68	1,093.14	1,252.18	0.00	1,218.92
NEGRETTE	0.00	0.00	0.00	0.00	0.00	0.00	1,854.00	0.00	0.00	0.00
PETIT VERDOT	1,712.81	0.00	1,920.37	2,658.31	0.00	1,700.00	0.00	1,100.92	0.00	659.52
PETITE SIRAH	1,459.88	1,037.00	1,751.85	1,899.95	1,165.24	969.03	930.52	890.93	516.05	965.43
PFEFFER CABERNET	0.00	0.00	0.00	0.00	0.00	0.00	1,100.00	0.00	0.00	0.00
PINOT NOIR	1,683.62	0.00	1,784.17	1,761.25	1,248.37	2,035.93	1,450.35	1,903.13	1,607.51	896.73
PINOT ST GEORGE	0.00	0.00	657.52	0.00	0.00	0.00	1,200.00	0.00	0.00	0.00
PINOTAGE	0.00	0.00	1,100.00	0.00	0.00	0.00	0.00	0.00	0.00	1,200.00
PORTUGIESER BLAUER	0.00	0.00	0.00	0.00	0.00	0.00	0.00	1,095.75	0.00	0.00
PRIMOTIVO	0.00	0.00	2,003.96	0.00	0.00	0.00	1,500.00	0.00	0.00	850.00
REFOSCO/MONDEUSE	0.00	0.00	0.00	0.00	0.00	1,650.00	970.64	1,059.41	0.00	0.00
ROYALTY	0.00	0.00	0.00	0.00	0.00	0.00	0.00	0.00	0.00	0.00
RUBIED	0.00	0.00	0.00	0.00	0.00	0.00	0.00	0.00	0.00	1,000.00
RUBY CABERNET	0.00	0.00	0.00	0.00	0.00	0.00	0.00	0.00	0.00	0.00
SALVADOR	0.00	0.00	0.00	0.00	0.00	450.00	0.00	0.00	0.00	0.00
SANGIOVETO/SANGIOVESE	1,635.84	0.00	1,672.67	1,744.09	1,482.23	1,212.07	1,286.25	1,322.41	850.00	1,094.89
SOUZAO	0.00	0.00	0.00	0.00	0.00	0.00	1,278.57	0.00	0.00	1,000.00
SYRAH/FRENCH SYRAH-SHIRAZ	1,664.56	1,325.00	1,813.58	1,995.41	1,438.52	1,163.93	1,221.47	1,460.49	959.54	1,049.80
TANNAT	0.00	0.00	1,566.27	0.00	0.00	0.00	0.00	1,971.82	0.00	0.00
TEMPRANILLO	0.00	0.00	1,400.00	1,500.00	0.00	0.00	0.00	0.00	0.00	1,300.00
TEROLDEGO	0.00	0.00	0.00	0.00	0.00	1,818.98	1,800.00	0.00	0.00	0.00
TINTA CAO	0.00	0.00	0.00	0.00	0.00	0.00	1,000.00	0.00	0.00	974.39
TINTA MADEIRA	0.00	0.00	0.00	0.00	0.00	0.00	0.00	0.00	0.00	0.00
TOURIGA	0.00	0.00	0.00	0.00	0.00	0.00	1,000.00	0.00	0.00	680.65
TROUSSEAU	0.00	0.00	0.00	0.00	0.00	0.00	1,776.36	0.00	0.00	1,000.00
VALDEPENAS	0.00	0.00	0.00	0.00	0.00	0.00	0.00	0.00	0.00	0.00
ZINFANDEL	1,167.96	709.26	1,724.58	1,080.33	676.53	1,084.45	1,024.99	757.58	348.21	831.30
OTHER RED <u>1/</u>	1,065.14	1,450.00	2,041.16	1,395.68	0.00	1,624.71	1,550.00	1,193.94	378.20	817.38
<b>TOTAL RED</b>	<b>1,413.97</b>	<b>1,284.02</b>	<b>1,839.40</b>	<b>2,028.06</b>	<b>1,045.24</b>	<b>1,264.52</b>	<b>1,251.92</b>	<b>1,208.77</b>	<b>458.79</b>	<b>889.53</b>
<b>TOTAL WINE</b>	<b>1,394.12</b>	<b>1,124.55</b>	<b>1,733.58</b>	<b>1,906.15</b>	<b>1,037.60</b>	<b>1,292.69</b>	<b>1,254.43</b>	<b>1,269.57</b>	<b>518.40</b>	<b>899.94</b>
<b>TOTAL ALL VARIETIES</b>	<b>1,394.12</b>	<b>1,124.55</b>	<b>1,733.58</b>	<b>1,906.15</b>	<b>1,037.60</b>	<b>1,292.26</b>	<b>1,254.43</b>	<b>1,269.57</b>	<b>518.40</b>	<b>899.94</b>



**TABLE 6: WEIGHTED AVERAGE GROWER RETURNS PER TON DELIVERED BASIS PURCHASED FOR WINE, CONCENTRATE, JUICE, VINEGAR, AND BEVERAGE BRANDY BY CALIFORNIA PROCESSORS FROM THE 1998 CROP BY TYPE, VARIETY, AND REPORTING DISTRICT WHERE GROWN, WITH COMPARISONS**

Type and Variety	11	12	13	14	15	16	17	1998 State Total	1997 State Total
	Dollars								
<b>WINE GRAPES (WHITE): (Cont'd.)</b>									
SAUVIGNON VERT	0.00	0.00	0.00	0.00	0.00	0.00	0.00	605.63	551.89
SEMILLON	427.66	419.20	287.93	183.42	0.00	500.00	0.00	573.84	575.03
ST. EMILION (UGNI BLANC)	0.00	0.00	201.72	393.63	0.00	0.00	0.00	205.85	226.69
SYLVANER	0.00	0.00	0.00	0.00	0.00	0.00	0.00	350.00	692.49
SYMPHONY	336.07	450.00	282.65	400.65	0.00	0.00	310.00	302.66	306.17
TOCAI FRIULANO	0.00	0.00	0.00	0.00	0.00	0.00	0.00	1,430.40	1,371.39
VERNACCIA	0.00	0.00	0.00	0.00	0.00	0.00	0.00	1,500.00	1,500.00
VIOGNIER	989.38	500.00	925.67	0.00	0.00	1,293.61	901.70	1,335.93	1,398.74
WHITE RIESLING	400.00	0.00	0.00	0.00	0.00	747.19	0.00	820.67	803.16
OTHER WHITE <sup>1/</sup>	0.00	0.00	151.14	160.00	0.00	0.00	0.00	194.00	175.76
<b>TOTAL WHITE</b>	<b>609.79</b>	<b>353.67</b>	<b>221.43</b>	<b>228.89</b>	<b>176.88</b>	<b>961.28</b>	<b>705.92</b>	<b>521.04</b>	<b>545.64</b>
<b>WINE GRAPES (RED):</b>									
AGLIANICO	0.00	0.00	0.00	0.00	0.00	0.00	0.00	1,103.33	1,050.00
ALEATICO	0.00	0.00	412.40	0.00	0.00	350.00	0.00	453.93	483.62
ALICANTE BOUSCHET	626.50	1,000.00	232.18	264.43	350.00	353.53	0.00	346.92	429.18
ALVARELHAO	767.00	0.00	0.00	0.00	0.00	0.00	0.00	829.86	808.93
AMERICA	0.00	0.00	0.00	0.00	0.00	0.00	0.00	0.00	925.00
ARAMON	0.00	0.00	0.00	0.00	0.00	0.00	0.00	0.00	1,375.00
BARBERA	671.14	288.43	300.13	291.89	0.00	1,103.62	0.00	307.32	303.96
BLACK MALVOISIE	0.00	0.00	0.00	297.23	0.00	0.00	0.00	298.58	290.15
CABERNET FRANC	552.24	0.00	266.30	571.48	0.00	808.06	0.00	1,468.87	1,479.19
CABERNET SAUVIGNON	794.85	717.63	672.60	683.87	1,200.00	1,177.21	788.72	1,182.76	1,183.86
CARIGNANE	430.32	332.38	326.68	288.07	650.00	366.57	0.00	393.66	386.61
CARMINE	0.00	0.00	500.00	350.00	0.00	1,000.00	0.00	435.09	503.21
CARNELIAN	0.00	0.00	317.04	271.14	1,250.00	0.00	0.00	307.05	296.97
CENTURIAN	0.00	0.00	292.76	0.00	0.00	0.00	0.00	301.06	309.38
CHARBONO	0.00	0.00	0.00	0.00	0.00	0.00	0.00	1,558.71	1,390.71
CINSAULT	1,000.00	0.00	0.00	0.00	1,000.00	350.00	0.00	1,057.52	929.21
COUNOISE	0.00	0.00	0.00	0.00	0.00	0.00	0.00	1,226.88	982.58
DOLCETTO	0.00	0.00	0.00	117.20	0.00	0.00	0.00	972.80	1,323.50
EARLY BURGUNDY	600.00	0.00	0.00	0.00	0.00	0.00	0.00	821.84	828.53
FREISA	0.00	0.00	0.00	0.00	0.00	0.00	0.00	1,499.70	1,309.41
GAMAY (NAPA)	430.07	0.00	309.10	308.40	0.00	400.00	400.00	613.26	697.09
GAMAY BEAUJOLAIS	0.00	0.00	0.00	0.00	0.00	0.00	0.00	1,152.09	952.16
GRENACHE	262.87	236.00	202.68	194.24	596.09	404.03	974.57	212.60	244.33
GRIGNOLINO	0.00	0.00	0.00	116.47	0.00	0.00	0.00	116.47	0.00
LAMBRUSCO	0.00	0.00	0.00	0.00	0.00	0.00	0.00	0.00	1,000.00
MALBEC	585.89	0.00	0.00	500.00	0.00	0.00	0.00	1,415.35	1,285.28
MATARO/MOURVEDRE	825.30	0.00	0.00	0.00	700.00	380.84	0.00	1,080.67	820.62
MERLOT	754.55	623.58	562.18	656.38	0.00	1,118.40	745.60	1,014.86	1,116.74
MEUNIER	0.00	0.00	0.00	0.00	0.00	0.00	0.00	1,453.83	1,288.76
MISSION	229.50	230.10	221.86	0.00	221.48	150.00	0.00	224.19	229.44
MONTANACCIO	0.00	0.00	0.00	0.00	0.00	0.00	0.00	800.00	0.00
MUSCAT HAMBURG	0.00	490.50	600.00	0.00	0.00	0.00	0.00	532.75	541.58
NEBBIOLO	0.00	0.00	0.00	0.00	0.00	1,168.80	0.00	1,269.01	1,189.60
NEGRETTE	1,204.79	0.00	0.00	0.00	0.00	0.00	0.00	1,437.01	1,395.46
PETIT VERDOT	0.00	0.00	0.00	900.00	0.00	0.00	0.00	2,108.16	1,754.86
PETITE SIRAH	662.29	718.98	317.83	366.00	0.00	996.00	795.80	929.02	991.89
PFEFFER CABERNET	0.00	0.00	0.00	0.00	0.00	0.00	0.00	1,100.00	1,158.89
PINOT NOIR	621.61	584.27	393.97	0.00	0.00	0.00	0.00	1,632.29	1,540.01
PINOT ST GEORGE	0.00	0.00	0.00	0.00	0.00	0.00	0.00	887.72	651.49
PINOTAGE	0.00	0.00	0.00	0.00	0.00	0.00	0.00	1,140.39	800.00
PORTUGIESER BLAUER	1,200.00	0.00	0.00	0.00	0.00	0.00	0.00	1,142.48	881.35
PRIMOTIVO	600.00	0.00	0.00	0.00	0.00	0.00	0.00	665.71	726.57
REFOSCO/MONDEUSE	0.00	0.00	0.00	0.00	0.00	0.00	0.00	1,055.40	1,204.64
ROYALTY	0.00	550.00	384.12	371.73	0.00	0.00	0.00	380.36	334.99
RUBIED	396.29	342.57	387.17	382.98	0.00	0.00	0.00	383.71	355.67
RUBY CABERNET	0.00	427.46	366.02	396.33	0.00	0.00	0.00	385.49	382.62
SALVADOR	350.00	0.00	341.93	330.92	0.00	350.00	0.00	331.39	308.13
SANGIOVETO/SANGIOVESE	779.85	600.00	347.83	436.98	0.00	802.80	0.00	957.28	1,190.25
SOUZAO	767.00	0.00	433.19	0.00	0.00	0.00	1,000.00	709.44	560.84
SYRAH/FRENCH SYRAH-SHIRAZ	806.99	552.48	575.16	502.80	0.00	1,328.18	865.50	868.69	1,150.92
TANNAT	0.00	0.00	0.00	0.00	0.00	0.00	0.00	1,917.23	1,500.00
TEMPRANILLO	0.00	0.00	522.58	410.00	0.00	0.00	0.00	494.98	567.40
TEROLDEGO	0.00	0.00	0.00	0.00	0.00	0.00	0.00	1,814.32	1,800.00
TINTA CAO	767.00	0.00	360.00	0.00	0.00	0.00	1,000.00	834.82	615.78
TINTA MADEIRA	0.00	0.00	354.08	0.00	0.00	0.00	0.00	354.08	0.00
TOURIGA	765.32	0.00	311.87	0.00	0.00	0.00	1,000.00	586.92	785.14
TROUSSEAU	769.43	0.00	0.00	0.00	0.00	0.00	0.00	1,290.14	1,570.93
VALDEPENAS	325.00	337.33	335.97	319.68	0.00	0.00	0.00	331.54	342.67
ZINFANDEL	457.26	338.00	275.28	291.41	974.32	445.32	385.91	460.32	502.93
OTHER RED <sup>1/</sup>	892.73	326.11	156.43	158.37	0.00	334.86	0.00	213.82	384.11
<b>TOTAL RED</b>	<b>605.83</b>	<b>423.56</b>	<b>332.52</b>	<b>374.71</b>	<b>678.71</b>	<b>746.31</b>	<b>677.63</b>	<b>642.91</b>	<b>655.63</b>
<b>TOTAL WINE</b>	<b>607.20</b>	<b>392.21</b>	<b>274.98</b>	<b>303.75</b>	<b>599.59</b>	<b>856.95</b>	<b>698.59</b>	<b>585.87</b>	<b>602.70</b>
<b>TOTAL ALL VARIETIES</b>	<b>585.71</b>	<b>385.65</b>	<b>236.84</b>	<b>269.02</b>	<b>595.47</b>	<b>856.95</b>	<b>698.59</b>	<b>502.03</b>	<b>497.16</b>

<sup>1/</sup> Other categories include minor and mixed varieties.

**TABLE 7: TONS OF GRAPES PURCHASED BY CALIFORNIA WINERIES AS DISTILLING MATERIAL  
OTHER THAN BEVERAGE BRANDY FROM THE 1998 CROP BY TYPE AND VARIETY, WITH COMPARISONS**

Type and Variety	Distilling Material Purchased		Average Degrees Brix Distilling		Average Price Per Ton	
	1998	1997	1998	1997	1998	1997
	Tons		Degrees Brix		Dollars	
<b>RAISIN GRAPES:</b>						
FIESTA	0.0	4,344.1	0.0	24.0	0.00	205.00
THOMPSON SEEDLESS	111.1	18,435.9	22.4	21.8	26.09	186.53
<b>TOTAL RAISIN</b>	<b>111.1</b>	<b>22,780.0</b>	<b>22.4</b>	<b>22.2</b>	<b>26.09</b>	<b>190.05</b>
<b>TABLE GRAPES:</b>						
BLACK MONUKKA	0.0	31.0	0.0	19.8	0.00	173.25
CHRISTMAS ROSE	0.0	112.6	0.0	20.3	0.00	120.00
CRIMSON	0.0	188.3	0.0	19.9	0.00	107.47
EMPEROR	0.0	37.2	0.0	14.3	0.00	92.80
FANTASY	0.0	63.0	0.0	22.4	0.00	112.00
FLAME SEEDLESS	50.4	1,158.9	25.5	22.5	143.00	110.52
FLAME TOKAY	0.0	50.2	0.0	17.0	0.00	175.00
PERLETTE	0.0	14.1	0.0	24.0	0.00	115.00
RED GLOBE/ROSE-ITO	66.2	0.0	18.9	0.0	123.05	0.00
WHITE MALAGA	23.3	0.0	23.5	0.0	100.00	0.00
PACKINGHOUSE CULLS	0.0	1,186.1	0.0	20.0	0.00	75.00
OTHER TABLE <sup>1/</sup>	257.9	425.8	21.2	20.9	105.93	112.13
<b>TOTAL TABLE</b>	<b>397.8</b>	<b>3,267.2</b>	<b>21.5</b>	<b>21.0</b>	<b>113.13</b>	<b>99.42</b>
<b>WINE GRAPES (WHITE):</b>						
CHARDONNAY	41.0	0.0	23.2	0.0	112.44	0.00
CHENIN BLANC	0.0	92.0	0.0	20.2	0.00	111.69
EMERALD RIESLING	60.0	0.0	19.6	0.0	118.20	0.00
FEHER SZAGOS	0.0	23.2	0.0	19.4	0.00	90.00
FRENCH COLOMBARD	0.0	128.3	0.0	17.7	0.00	145.09
GEWURZTRAMINER	0.0	0.5	0.0	25.0	0.00	600.00
MUSCAT OF ALEXANDRIA	0.0	5.7	0.0	19.0	0.00	114.00
PALOMINO/G CHASSELAS	0.5	710.6	24.2	20.2	250.00	185.69
SYMPHONY	0.0	25.3	0.0	19.8	0.00	250.00
OTHER WHITE <sup>1/</sup>	70.7	1,603.3	19.4	21.9	88.51	109.45
<b>TOTAL WHITE</b>	<b>172.2</b>	<b>2,588.9</b>	<b>20.4</b>	<b>21.1</b>	<b>105.02</b>	<b>133.52</b>
<b>WINE GRAPES (RED):</b>						
BARBERA	6.8	0.0	22.3	0.0	111.50	0.00
CABERNET SAUVIGNON	22.7	0.0	18.6	0.0	120.90	0.00
GRENACHE	0.0	83.7	0.0	21.2	0.00	250.00
MISSION	0.0	48.5	0.0	21.3	0.00	127.80
RUBY CABERNET	69.2	0.0	19.1	0.0	164.80	0.00
ZINFANDEL	1,398.6	1,325.9	16.1	21.3	81.71	130.72
OTHER RED <sup>1/</sup>	6,083.3	147.8	20.1	22.5	125.80	110.00
<b>TOTAL RED</b>	<b>7,580.6</b>	<b>1,605.9</b>	<b>19.3</b>	<b>21.4</b>	<b>117.99</b>	<b>134.94</b>
<b>TOTAL WINE</b>	<b>7,752.8</b>	<b>4,194.8</b>	<b>19.4</b>	<b>21.2</b>	<b>117.71</b>	<b>134.07</b>
<b>TOTAL ALL VARIETIES</b>	<b>8,261.7</b>	<b>30,242.0</b>	<b>19.5</b>	<b>22.0</b>	<b>116.25</b>	<b>172.49</b>

<sup>1/</sup> Other categories include minor and mixed varieties.

**TABLE 8: BASE PRICE PAID TO GROWERS FOR GRAPES CRUSHED AND DELIVERED TO CALIFORNIA PROCESSORS FROM THE 1998 CROP WITH BRIX FACTORS AND PURCHASED TONNAGE, BY TYPE, VARIETY, REPORTING DISTRICT WHERE GROWN, AND WEIGHTED AVERAGE BASE PRICE.**

District, Type, and Variety	Base Price Per Ton	Brix Factors	Tons
	Dollars	Code a/	

District, Type, and Variety	Base Price Per Ton	Brix Factors	Tons
	Dollars	Code a/	

**DISTRICT 01**

**WINE GRAPES (WHITE)**

BURGER	550.00	0010	4.0
Wtd. Avg. Base	550.00		
CHARDONNAY	875.00	0010	3.0
	900.00	0130	21.7
	1,000.00	0010	33.0
	1,000.00	0430	301.0
	1,100.00	0010	55.9
	1,100.00	0910	16.2
	1,100.00	7452	24.2
	1,200.00	7130	4.2
	1,215.00	0010	100.9
	1,250.00	0780	40.9
	1,250.00	7452	262.4
	1,300.00	0010	50.4
	1,300.00	0130	20.3
	1,300.00	7452	205.9
	1,300.00	7453	40.0
	1,325.00	0200	337.7
	1,347.00	7050	42.9
	1,350.00	0010	44.3
	1,350.00	7452	419.1
	1,350.00	7957	201.2
	1,350.00	7958	12.6
	1,350.00	8239	117.3
	1,350.00	8352	124.8
	1,400.00	0010	74.0
	1,400.00	6528	117.6
	1,400.00	7452	412.1
	1,400.00	7453	18.1
	1,430.00	7452	380.5
	1,430.00	8500	8.1
	1,450.00	0010	1.7
	1,450.00	6530	0.5
	1,450.00	7452	23.0
	1,500.00	0010	371.1
	1,500.00	0400	22.3
	1,500.00	0770	42.0
	1,500.00	0855	27.6
	1,500.00	0920	47.8
	1,500.00	7050	338.5
	1,500.00	7452	45.4
	1,500.00	7453	5.5
	1,500.00	7733	1,059.7
	1,500.00	8364	158.3
	1,508.00	7452	42.3
	1,525.00	8362	47.4
	1,540.00	7452	170.9
	1,543.50	0010	101.4
	1,550.00	8363	34.4
	1,566.28	0915	714.0
	1,575.00	0010	102.6
	1,575.00	1005	105.6
	1,575.00	7452	120.9
	1,596.00	0010	69.7
	1,596.06	0200	315.3
	1,596.06	0920	6.2
	1,596.06	4850	116.2
	1,596.44	0200	392.7
	1,600.00	0010	39.1
	1,600.00	0430	16.7
	1,600.00	0910	511.0
	1,600.00	7010	154.5
	1,600.00	7050	209.2
	1,600.00	7840	16.3
	1,600.00	7870	19.6
	1,600.99	0880	1,106.1
	1,601.00	0010	6.6
	1,638.97	0010	287.0
	1,646.60	0915	43.4
	1,647.00	7050	24.7
	1,649.00	7050	32.4
	1,650.00	0010	50.5
	1,650.00	0780	21.6
	1,650.00	7150	24.9

CHARDONNAY (Cont'd.)	1,650.00	7273	344.4
	1,650.00	7452	399.3
	1,650.00	7840	361.4
	1,650.23	7452	433.3
	1,656.93	0510	83.3
	1,658.58	0920	43.0
	1,660.00	0910	47.3
	1,674.00	7050	44.4
	1,680.60	7130	501.8
	1,700.00	0010	49.3
	1,700.00	0130	21.6
	1,700.00	0510	27.5
	1,700.00	0780	1.1
	1,700.00	0860	327.8
	1,700.00	0910	54.1
	1,700.00	1015	105.0
	1,700.00	7130	34.7
	1,700.00	7840	40.3
	1,710.00	0010	2.3
	1,712.00	6528	89.8
	1,725.00	0010	2.8
	1,747.00	7050	143.0
	1,750.00	0010	8.5
	1,750.00	2148	9.6
	1,750.00	7452	243.8
	1,761.09	0910	23.2
	1,800.00	0010	206.8
	1,800.00	0130	9.9
	1,800.00	0430	173.8
	1,800.00	0910	87.0
	1,800.00	1070	15.2
	1,800.00	7452	43.4
	1,840.00	4850	85.4
	1,848.66	7130	78.0
	1,850.00	0010	5.8
	1,900.00	0130	106.0
	1,900.00	0355	4.3
	1,900.00	0910	49.2
	1,900.00	0920	53.7
	1,915.00	0010	74.0
	1,950.00	7130	40.7
	2,000.00	0010	176.4
	2,000.00	0430	139.6
	2,000.00	0910	756.1
	2,000.00	7130	125.0
	2,000.00	7452	624.3
	2,000.00	7840	465.1
	2,185.00	0130	2.6
	2,185.00	0430	81.8
	2,200.00	0010	4.0
	2,200.00	1005	42.1
Wtd. Avg. Base	1,613.04		
CHENIN BLANC	650.00	0780	19.8
	690.04	0010	91.9
	750.00	4980	91.9
	750.00	5135	141.4
	750.00	5210	175.2
	750.56	4850	30.6
	800.00	5135	806.9
	1,032.00	5210	80.0
Wtd. Avg. Base	788.56		
FLORA	750.00	0855	13.8
Wtd. Avg. Base	750.00		
FRENCH COLOMBARD	300.00	2750	50.8
	400.00	0760	9.8
	500.00	0628	41.7
	500.00	3215	52.1
	550.00	0010	30.2
	550.00	2750	86.9
	575.00	0010	14.1
	575.00	3215	21.4
	600.00	0780	5.9
	600.00	4880	157.4

**TABLE 8: BASE PRICE PAID TO GROWERS FOR GRAPES CRUSHED AND DELIVERED TO CALIFORNIA PROCESSORS FROM THE 1998 CROP WITH BRIX FACTORS AND PURCHASED TONNAGE, BY TYPE, VARIETY, REPORTING DISTRICT WHERE GROWN, AND WEIGHTED AVERAGE BASE PRICE.**

District, Type, and Variety	Base Price Per Ton	Brix Factors	Tons	District, Type, and Variety	Base Price Per Ton	Brix Factors	Tons
	Dollars	Code a/			Dollars	Code a/	
<b>DISTRICT 01 (Cont'd.)</b>				ROUSANNE	1,600.00	0010	11.5
FRENCH COLOMBARD (Cont'd.)	600.00	4980	104.4		1,850.00	0010	8.9
	600.00	5217	12.2	Wtd. Avg. Base	1,709.07		
	630.69	0855	135.0	SAUVIGNON BLANC	600.00	0010	145.2
	650.00	0910	19.2		700.00	7957	57.9
	700.00	0010	181.7		715.00	7452	37.7
	700.00	0450	6.7		797.00	6125	57.7
	717.43	0610	31.1		800.00	5307	141.6
Wtd. Avg. Base	594.04				825.00	7453	76.6
GEWURZTRAMINER	800.00	7452	8.9		850.00	2950	60.8
	874.00	0010	45.8		900.00	6125	11.0
	875.00	0780	21.0		900.00	7452	156.8
	900.00	0760	62.8		979.35	0570	47.2
	910.00	0010	19.1		1,000.00	0010	25.3
	925.00	0760	153.9		1,000.00	0200	23.5
	950.00	0760	51.1		1,000.00	0770	22.8
	971.55	0010	20.4		1,000.00	0840	2.0
	972.00	0010	47.0		1,000.00	0910	83.1
	978.00	0010	31.9		1,000.00	7240	37.2
	992.00	0010	43.7		1,028.91	6980	53.5
	1,000.00	0010	7.5		1,029.00	0010	117.3
	1,000.00	0755	417.6		1,033.42	0200	245.9
	1,000.00	0843	16.2		1,033.42	4850	153.1
	1,035.00	4850	44.1		1,037.05	0760	381.5
	1,081.00	0010	46.2		1,050.00	4980	18.4
	1,100.00	0010	23.0		1,074.19	0760	49.5
	1,100.00	0130	58.4		1,074.21	0760	21.5
	1,100.00	0780	16.3		1,098.77	0010	75.8
	1,224.74	0130	11.9		1,100.00	0010	501.5
	1,300.00	0010	33.4		1,100.00	0760	22.7
	1,300.00	0130	5.3		1,100.00	0770	23.3
	1,400.00	0780	17.4		1,100.00	0780	59.9
Wtd. Avg. Base	1,000.90				1,100.00	0840	70.7
GRAY RIESLING	600.00	0010	9.1		1,100.00	5920	62.3
	650.00	0860	13.9		1,107.00	0010	197.7
	735.00	0010	85.1		1,125.00	0770	52.3
Wtd. Avg. Base	712.71				1,131.80	6320	122.5
MARSANNE	1,600.00	0010	11.6		1,140.75	0720	98.4
Wtd. Avg. Base	1,600.00				1,144.00	0525	48.7
MUSCAT BLANC/M CANELLI	1,135.43	4850	6.6		1,150.00	7273	105.6
	1,346.00	0010	43.7		1,200.00	0010	120.5
	1,400.00	0130	14.4		1,200.00	0840	97.9
Wtd. Avg. Base	1,336.54				1,200.00	0910	10.8
MUSCAT ORANGE	1,000.00	0010	12.2		1,200.00	2950	30.0
	1,600.99	0627	8.5		1,200.00	7240	19.1
Wtd. Avg. Base	1,246.78				1,213.00	0760	35.5
PALOMINO/G CHASSELAS	550.00	0770	5.8		1,250.00	0010	5.8
Wtd. Avg. Base	550.00				1,271.19	0010	190.1
PINOT BLANC	1,215.01	0900	54.0		1,275.00	0010	7.7
	1,400.00	0010	49.8		1,275.00	0130	8.2
Wtd. Avg. Base	1,303.76				1,300.00	0010	37.0
PINOT GRIS	1,000.00	0130	14.7		1,325.00	0915	41.0
	1,220.92	7452	4.2		1,350.00	0010	12.0
	1,340.73	0655	3.9		1,350.00	0130	34.4
	1,400.00	0010	7.9	Wtd. Avg. Base	1,047.45		
	1,500.00	0010	4.6	SEMILLON	850.00	0010	10.8
	1,596.06	0130	4.9		1,045.31	0720	20.2
	1,700.00	0010	2.8		1,104.35	0760	23.4
	1,700.00	0130	0.2		1,150.00	0010	3.7
	1,700.00	0660	7.6		1,200.00	0010	19.3
Wtd. Avg. Base	1,355.46				1,350.00	0010	3.4
				Wtd. Avg. Base	1,090.87		
				TOCAI FRIULANO	1,400.00	0010	15.6
				Wtd. Avg. Base	1,400.00		
				VIIGNIER	1,498.24	0735	4.7
					1,500.00	1085	23.6
					1,596.00	0010	0.8
					1,600.00	0010	12.9
					1,650.00	0010	4.4
					1,700.00	0760	3.0
					1,800.00	0010	87.2

**TABLE 8: BASE PRICE PAID TO GROWERS FOR GRAPES CRUSHED AND DELIVERED TO CALIFORNIA PROCESSORS FROM THE 1998 CROP WITH BRIX FACTORS AND PURCHASED TONNAGE, BY TYPE, VARIETY, REPORTING DISTRICT WHERE GROWN, AND WEIGHTED AVERAGE BASE PRICE.**

District, Type, and Variety	Base Price Per Ton	Brix Factors	Tons	District, Type, and Variety	Base Price Per Ton	Brix Factors	Tons
	Dollars	Code a/			Dollars	Code a/	
<b>DISTRICT 01 (Cont'd.)</b>				<b>CABERNET SAUVIGNON (Cont'd.)</b>			
VIOGNIER (Cont'd.)	1,800.00	1085	15.9		1,750.00	0910	52.1
	2,000.00	0920	54.8		1,761.26	0010	260.1
					1,761.26	0920	132.5
Wtd. Avg. Base	1,794.01				1,800.00	0910	63.8
WHITE RIESLING	750.00	0010	9.2		1,800.00	1085	6.2
	800.00	0720	10.1		1,800.00	7240	3.3
	800.00	6530	1.2		1,800.00	7452	86.2
	850.00	5307	3.5		1,800.00	7453	7.8
	853.07	0715	24.2		1,800.00	7740	346.6
	882.00	0115	11.5		1,830.00	7240	32.2
	900.00	0010	75.6		1,848.66	0010	60.0
	1,000.00	0010	3.0		1,848.66	7130	78.0
	1,000.00	0770	188.0		1,849.33	1015	43.8
	1,000.00	0795	17.3		1,850.00	0130	12.3
	1,100.00	0010	11.9		1,900.00	7870	117.7
	1,200.00	0010	6.1		1,900.00	7890	12.7
	1,300.00	0010	4.6		1,939.33	1015	41.5
	1,300.00	1255	11.6		1,949.08	0010	49.6
	1,375.00	0010	8.6		1,950.00	7130	40.7
Wtd. Avg. Base	981.72				1,951.02	0920	84.8
OTHER WHITE	500.00	0010	3.2		2,000.00	0010	303.1
	550.00	4880	28.6		2,000.00	0115	16.3
	1,400.00	0010	5.2		2,000.00	0910	167.3
Wtd. Avg. Base	665.14				2,000.00	0920	5.7
<b>WINE GRAPES (RED)</b>					2,000.00	7130	125.0
BARBERA	800.00	0910	1.5		2,000.00	7240	92.1
	1,400.00	0010	30.9		2,000.00	7452	253.0
	1,450.00	8239	2.7		2,000.00	7870	90.2
	1,596.00	0915	19.3		2,004.70	0010	21.4
	1,600.00	0780	2.1		2,009.00	0010	9.6
	1,650.00	0920	0.8		2,018.00	7240	20.5
	2,024.00	1085	25.9		2,022.34	0010	68.6
Wtd. Avg. Base	1,637.97				2,100.00	0910	30.3
BLACK MALVOISIE	1,850.00	0130	0.4		2,200.00	0010	23.5
Wtd. Avg. Base	1,850.00				2,200.00	1005	68.0
CABERNET FRANC	1,000.00	0010	8.6		2,200.00	7759	34.2
	1,321.55	7452	5.3		2,250.00	0910	121.6
	1,352.27	7657	17.1		2,300.00	0010	44.2
	1,500.00	7740	104.4				
Wtd. Avg. Base	1,442.60			Wtd. Avg. Base	1,800.68		
CABERNET SAUVIGNON	1,000.00	0010	3.0	CARIGNANE	500.00	0010	24.1
	1,344.00	0010	23.6		600.00	0010	591.6
	1,450.00	6530	5.9		800.00	0010	1.2
	1,512.00	0010	45.2		800.00	0910	33.7
	1,550.00	7957	1.6		835.00	0010	15.0
	1,600.00	0910	30.5		850.00	0010	113.4
	1,600.00	7010	154.5		850.00	0780	2.0
	1,600.00	7984	32.1		900.00	7240	295.1
	1,602.99	0915	448.6		908.52	1005	2.0
	1,625.00	0010	66.8		934.74	4850	12.4
	1,625.00	7452	81.0		950.00	0910	68.6
	1,674.31	4850	81.3		950.00	7010	39.1
	1,674.31	5227	267.6		950.00	7090	1,286.2
	1,674.31	7240	36.5		950.00	7130	178.9
	1,675.00	0780	5.0		950.00	7300	67.5
	1,679.84	5227	243.2		977.13	0010	404.8
	1,680.00	0910	108.4		1,000.00	0010	18.3
	1,680.60	7130	543.6		1,000.00	1095	6.5
	1,681.00	0010	15.0		1,000.00	7090	92.6
	1,700.00	0910	11.5		1,000.00	7273	14.0
	1,700.00	7130	34.7		1,000.00	7328	118.4
	1,700.00	7452	446.0		1,000.00	7345	149.8
	1,700.00	7957	45.7		1,000.00	7870	308.5
	1,712.00	6528	67.4		1,054.00	0780	41.5
	1,750.00	0200	51.9		1,100.00	0670	28.8
					1,100.00	0920	85.5
					1,150.00	0010	43.7
					1,200.00	0010	31.7
					1,200.00	0920	16.0
					1,200.00	0930	7.5
					1,250.00	0010	3.8
					1,500.00	0010	9.6
				Wtd. Avg. Base	912.40		
				CHARBONO	1,400.00	2750	13.8
					1,579.37	0010	48.6
					1,650.00	0650	16.4

**TABLE 8: BASE PRICE PAID TO GROWERS FOR GRAPES CRUSHED AND DELIVERED TO CALIFORNIA PROCESSORS FROM THE 1998 CROP WITH BRIX FACTORS AND PURCHASED TONNAGE, BY TYPE, VARIETY, REPORTING DISTRICT WHERE GROWN, AND WEIGHTED AVERAGE BASE PRICE.**

District, Type, and Variety	Base Price Per Ton	Brix Factors	Tons
	Dollars	Code a/	

District, Type, and Variety	Base Price Per Ton	Brix Factors	Tons
	Dollars	Code a/	

**DISTRICT 01 (Cont'd.)**

CHARBONO (Cont'd.)			
Wtd. Avg. Base	1,562.66		
CINSAULT	1,200.00	0010	7.2
Wtd. Avg. Base	1,200.00		
DOLCETTO	1,400.00	0010	27.7
Wtd. Avg. Base	1,400.00		
EARLY BURGUNDY	600.00	7090	11.5
	1,200.00	1085	3.8
Wtd. Avg. Base	749.02		
GAMAY (NAPA)	600.00	0010	11.0
	800.00	0010	1.8
	925.00	2260	47.0
	936.00	2260	11.0
	950.00	0010	33.6
	950.00	0720	5.6
	950.00	5135	18.4
	969.72	0010	16.7
	1,000.00	0010	28.7
	1,000.00	2260	8.7
	1,000.00	7090	11.0
	1,000.00	7453	24.8
Wtd. Avg. Base	943.31		
GAMAY BEAUJOLAIS	837.54	0760	21.2
Wtd. Avg. Base	837.54		
GRENACHE	600.00	7090	13.0
	800.00	0010	0.6
	800.00	0930	13.4
	950.00	7452	9.7
	1,200.00	0010	4.5
	1,245.72	0915	31.3
	1,450.00	0010	1.7
Wtd. Avg. Base	1,011.74		
MATARO/MOURVEDRE	1,300.00	7452	3.3
	1,800.00	0130	4.3
Wtd. Avg. Base	1,582.89		
MERLOT	1,000.00	0010	47.2
	1,200.00	0910	29.3
	1,200.00	7130	1.4
	1,344.00	0748	14.2
	1,400.00	0010	47.2
	1,400.00	0910	105.4
	1,400.00	0920	2.8
	1,450.00	7452	126.9
	1,450.00	7957	128.5
	1,450.00	8237	4.4
	1,500.00	0910	63.0
	1,500.00	7452	59.6
	1,500.00	7453	6.7
	1,510.00	0010	44.9
	1,525.00	7452	17.8
	1,587.68	0915	547.2
	1,600.00	0010	55.7
	1,600.00	0920	4.9
	1,600.00	7130	9.8
	1,600.00	7240	79.5
	1,600.00	7452	192.5
	1,650.00	0010	10.1
	1,650.00	7452	2.6
	1,650.00	7958	19.2
	1,700.00	0010	161.4
	1,700.00	0910	15.0
	1,700.00	7240	86.9

MERLOT (Cont'd.)	1,700.00	7740	41.8
	1,706.00	7870	2.2
	1,712.00	4850	1.0
	1,716.00	0010	4.0
	1,716.18	0910	156.1
	1,716.18	7130	48.2
	1,734.00	1080	7.2
	1,784.48	0010	20.6
	1,784.50	0920	17.2
	1,784.51	0920	6.7
	1,785.00	7240	185.4
	1,795.12	0920	121.2
	1,800.00	0010	47.9
	1,800.00	0780	2.0
	1,800.00	0910	21.6
	1,800.00	0930	151.6
	1,800.00	7240	9.4
	1,800.00	7735	37.5
	1,800.00	7840	23.2
	1,800.00	7870	44.2
	1,832.00	7240	51.1
	1,849.00	7240	14.5
	1,850.00	0910	50.9
	1,850.00	7760	33.0
	1,850.00	7870	55.4
	1,850.00	7890	28.7
	1,870.66	7452	23.3
	1,887.80	0910	2.6
	1,887.80	7452	17.2
	1,900.00	0010	41.1
	1,900.00	7890	137.4
	1,962.93	0010	20.9
	2,000.00	0010	223.4
	2,000.00	0920	2.4
	2,000.00	7240	27.9
	2,000.00	7452	195.9
	2,055.00	0010	2.6
	2,100.00	0010	93.0
	2,182.00	7240	24.0
	2,200.00	1005	60.2
	2,250.00	0010	12.2
	2,250.00	1070	46.4
	2,300.00	0125	80.4
Wtd. Avg. Base	1,735.99		
MEUNIER	1,400.00	1095	18.1
Wtd. Avg. Base	1,400.00		
NEBBIOLO	1,800.00	0010	16.1
Wtd. Avg. Base	1,800.00		
PETIT VERDOT	1,500.21	4850	0.2
	1,715.54	0010	15.6
Wtd. Avg. Base	1,712.81		
PETITE SIRAH	800.00	0010	17.0
	900.00	0358	25.4
	1,000.00	0010	20.9
	1,356.92	0010	220.2
	1,400.00	0670	56.3
	1,400.00	7090	220.5
	1,400.00	7452	4.3
	1,500.00	0010	18.0
	1,500.00	6528	7.6
	1,500.00	7957	14.2
	1,508.44	0920	78.9
	1,600.00	0010	17.0
	1,600.00	5213	12.8
	1,650.00	0010	5.9
	1,700.00	0010	2.7
	1,700.00	1095	4.5
	1,700.00	7452	10.0
	1,800.00	0010	57.2
	1,800.00	0930	4.2
	1,800.00	7155	13.6

**TABLE 8: BASE PRICE PAID TO GROWERS FOR GRAPES CRUSHED AND DELIVERED TO CALIFORNIA PROCESSORS FROM THE 1998 CROP WITH BRIX FACTORS AND PURCHASED TONNAGE, BY TYPE, VARIETY, REPORTING DISTRICT WHERE GROWN, AND WEIGHTED AVERAGE BASE PRICE.**

District, Type, and Variety	Base Price Per Ton	Brix Factors	Tons	District, Type, and Variety	Base Price Per Ton	Brix Factors	Tons
	Dollars	Code a/			Dollars	Code a/	
<b>DISTRICT 01 (Cont'd.)</b>				SANGIOVETO/SANGIOVESE	1,892.58	0770	6.0
PETITE SIRAH (Cont'd.)	1,800.00	7157	54.0	(Cont'd.)	1,895.00	1085	23.0
	1,800.00	7328	5.5	Wtd. Avg. Base	1,634.70		
	1,900.00	0010	10.6	SYRAH/FRENCH SYRAH-SHIRAZ	1,200.00	7090	50.9
	1,950.00	0010	11.1		1,250.00	7452	38.8
	2,025.00	1095	1.0		1,300.00	7340	11.0
	2,200.00	0010	28.0		1,390.12	1005	93.8
Wtd. Avg. Base	1,478.81				1,400.00	8227	0.9
PINOT NOIR	980.00	7240	22.8		1,800.00	0010	50.1
	1,155.00	7452	172.2		1,800.00	0915	30.5
	1,300.00	7453	36.8		1,800.00	0920	11.9
	1,429.04	1005	148.5		1,800.00	1015	180.7
	1,450.00	1000	18.8		1,800.00	1085	20.0
	1,500.00	0010	53.2		1,850.00	0010	52.2
	1,500.00	7452	30.7		1,850.00	7452	6.7
	1,540.00	7452	39.6		2,000.00	1085	16.3
	1,543.50	0010	76.2		2,000.00	7300	12.1
	1,550.00	0010	4.0	Wtd. Avg. Base	1,647.96		
	1,600.00	0780	3.1	ZINFANDEL	300.00	7452	5.9
	1,600.00	0910	6.6		600.00	0010	167.5
	1,600.00	0920	39.3		600.00	1995	1,342.5
	1,600.00	7240	18.5		600.00	2000	360.4
	1,600.00	7452	0.9		750.00	0010	48.2
	1,600.00	7740	415.8		875.00	0010	9.2
	1,600.10	4850	90.2		950.00	0010	13.4
	1,627.52	0010	12.3		950.00	7240	71.3
	1,627.52	0910	17.8		1,000.00	0010	26.5
	1,627.52	1120	5.7		1,000.00	0910	474.1
	1,650.00	0100	22.6		1,000.00	7130	4.5
	1,650.00	7452	8.0		1,100.00	0910	2.3
	1,681.00	0010	22.8		1,150.00	0010	15.9
	1,700.00	7452	12.5		1,200.00	7240	81.3
	1,750.00	0010	118.0		1,225.00	0925	72.3
	1,750.00	0760	7.5		1,225.00	1095	2.4
	1,750.00	5135	144.4		1,225.00	7240	18.3
	1,750.00	7273	279.5		1,350.00	7453	107.1
	1,800.00	0010	56.6		1,350.00	7957	45.5
	1,800.00	0910	15.3		1,359.00	0780	13.8
	1,800.00	1095	5.3		1,400.00	0010	20.0
	1,800.00	7452	4.8		1,400.00	0910	20.8
	1,800.00	7958	6.1		1,400.00	1000	15.9
	1,900.00	0010	14.8		1,400.00	1005	61.7
	1,900.00	0900	14.3		1,400.00	7135	414.0
	1,900.91	0130	6.6		1,400.00	7752	24.8
	1,950.00	1095	8.3		1,400.00	7958	150.8
	2,000.00	0010	33.5		1,425.00	7958	37.8
	2,000.00	0130	105.1		1,430.00	7452	14.9
	2,000.00	0355	13.9		1,435.47	0915	341.3
	2,000.00	0430	110.2		1,440.00	0780	6.2
	2,000.00	1095	29.7		1,450.00	1085	7.0
	2,000.00	7452	11.1		1,450.00	7453	2.1
	2,100.00	0910	39.1		1,475.00	0010	70.3
	2,255.72	1145	14.6		1,475.00	7452	37.2
	2,300.00	0010	8.9		1,500.00	0010	1.5
	2,300.00	0130	0.4		1,500.00	6528	20.0
	2,300.00	0430	49.4		1,500.00	7273	109.3
	2,300.00	0795	5.4		1,500.00	7274	87.6
	2,300.00	7452	22.8		1,500.00	7328	32.2
	2,340.00	0010	5.2		1,500.00	7453	95.2
	2,500.00	0010	2.6		1,500.00	7760	24.4
	2,500.00	0130	20.6		1,500.00	7957	101.3
Wtd. Avg. Base	1,686.35				1,500.00	7958	26.1
SANGIOVETO/SANGIOVESE	1,057.18	0010	2.9		1,521.00	0010	15.4
	1,200.00	0910	20.2		1,522.78	0915	28.4
	1,300.00	0010	9.1		1,550.00	7452	4.9
	1,579.06	0010	1.9		1,599.30	7453	6.5
	1,600.00	7240	12.1		1,600.00	0010	86.5
	1,600.00	7452	34.5		1,600.00	0780	4.6
	1,600.00	7957	12.4		1,600.00	0920	84.1
	1,650.00	0200	11.1		1,600.00	1095	36.3
	1,650.00	1020	9.2		1,600.00	7273	13.8
	1,651.66	1005	56.0		1,650.00	0010	71.6
	1,800.00	0010	33.0		1,650.00	1085	21.1
	1,800.00	0920	8.5		1,650.00	7957	39.0
					1,690.00	0925	72.5

**TABLE 8: BASE PRICE PAID TO GROWERS FOR GRAPES CRUSHED AND DELIVERED TO CALIFORNIA PROCESSORS FROM THE 1998 CROP WITH BRIX FACTORS AND PURCHASED TONNAGE, BY TYPE, VARIETY, REPORTING DISTRICT WHERE GROWN, AND WEIGHTED AVERAGE BASE PRICE.**

District, Type, and Variety	Base Price Per Ton	Brix Factors	Tons	District, Type, and Variety	Base Price Per Ton	Brix Factors	Tons
	Dollars	Code a/			Dollars	Code a/	
<b>DISTRICT 01 (Cont'd.)</b>							
ZINFANDEL (Cont'd.)	1,700.00	0010	40.3	SAUVIGNON BLANC (Cont'd.)	914.70	0010	145.7
	1,700.00	0920	23.5		914.90	0010	114.3
	1,700.00	0930	0.8		924.90	0010	222.4
	1,700.00	1095	40.2		926.00	0010	69.4
	1,720.00	0010	13.9		932.70	2950	56.2
	1,750.00	0010	38.9		950.00	0010	26.2
	1,750.00	0780	8.9		951.93	0845	13.6
	1,750.00	7735	79.3		1,000.00	0010	398.1
	1,775.00	0010	73.0		1,000.00	7273	72.9
	1,800.00	0010	81.1		1,037.00	0835	84.1
	1,800.00	0130	6.8		1,043.40	0010	43.7
	1,800.00	0910	37.1		1,100.00	7328	2.9
	1,800.00	0920	18.2		1,125.00	0840	119.7
	1,800.00	0930	4.5		1,186.30	3144	155.8
	1,800.00	1095	7.1		1,190.18	0770	5.2
	1,800.00	7452	11.7	Wtd. Avg. Base	908.49		
	1,800.00	8356	2.8	SEMILLON	500.00	0010	8.1
	1,850.00	0130	20.6		1,000.00	7452	22.0
	1,875.00	1095	13.2	Wtd. Avg. Base	865.45		
	1,900.00	0010	121.4	VIIGNIER	1,450.00	0010	1.7
	1,950.00	0010	20.1		1,600.00	0010	45.1
	1,950.00	1150	13.5	Wtd. Avg. Base	1,594.55		
	1,960.00	0010	10.7	WHITE RIESLING	675.00	0010	108.5
	2,329.00	7240	23.7		725.00	7954	50.1
Wtd. Avg. Base	1,167.63				750.38	2240	33.9
OTHER RED	500.00	0010	5.0		900.00	0010	4.8
	600.00	7090	1.5		939.40	5307	33.7
	1,000.00	0920	0.4	Wtd. Avg. Base	740.15		
	1,400.00	0010	0.4				
	1,400.00	0950	10.2				
Wtd. Avg. Base	1,065.14						
<b>DISTRICT 02</b>				<b>WINE GRAPES (RED)</b>			
<b>WINE GRAPES (WHITE)</b>				BARBERA	1,200.00	0010	18.7
CHARDONNAY	350.00	0010	1.6	Wtd. Avg. Base	1,200.00		
	900.00	0010	67.4	CABERNET FRANC	1,100.00	0010	24.3
	1,000.00	0010	37.9		1,200.00	0010	19.8
	1,250.00	0010	1.6		1,400.00	0010	31.2
	1,250.00	0910	31.5		1,533.00	0915	5.9
	1,300.00	0010	46.3		1,650.35	0915	6.1
	1,350.00	0010	41.7		1,890.96	7870	56.1
	1,400.00	0780	1.3	Wtd. Avg. Base	1,529.74		
	1,500.00	0845	73.6	CABERNET SAUVIGNON	900.00	2135	80.8
	1,536.23	0010	170.1		1,000.00	1000	102.0
	1,580.00	0010	4.5		1,100.00	0010	15.7
	1,589.57	7840	51.4		1,175.00	0920	191.1
Wtd. Avg. Base	1,360.04				1,200.00	0920	5.6
CHENIN BLANC	145.00	0450	20.9		1,250.00	7240	138.0
	700.00	0780	5.5		1,300.00	0010	769.0
	700.00	4980	14.2		1,300.00	7010	149.0
Wtd. Avg. Base	414.30				1,300.00	7240	254.5
MUSCAT BLANC/M CANELLI	1,000.00	0010	91.7		1,350.00	0010	27.7
	1,000.00	0780	17.8		1,423.11	0010	246.7
	1,000.00	7452	36.2		1,446.50	7984	332.5
	1,185.00	1157	29.9		1,450.00	0010	42.8
Wtd. Avg. Base	1,031.50				1,481.51	0910	21.9
SAUVIGNON BLANC	678.04	5307	158.7		1,500.00	0010	26.2
	700.00	5307	388.7		1,500.00	0910	37.8
	850.00	0010	57.9		1,568.06	7870	2.1
	850.00	2950	94.3		1,600.00	0010	1.8
	865.00	2950	184.2		1,600.00	0125	98.8
	865.39	0525	16.5		1,600.00	7240	43.2
	865.39	5307	804.9		1,600.00	7840	79.6
	900.00	0010	9.1		1,600.00	7870	52.5
	900.00	5307	168.2		1,658.00	7240	29.7
	904.05	5307	57.2		1,700.00	0910	3.8
	904.05	6530	81.6		1,700.00	7130	243.1
					1,856.87	0010	96.6
					1,860.48	0920	111.6



**TABLE 8: BASE PRICE PAID TO GROWERS FOR GRAPES CRUSHED AND DELIVERED TO CALIFORNIA PROCESSORS FROM THE 1998 CROP WITH BRIX FACTORS AND PURCHASED TONNAGE, BY TYPE, VARIETY, REPORTING DISTRICT WHERE GROWN, AND WEIGHTED AVERAGE BASE PRICE.**

District, Type, and Variety	Base Price Per Ton	Brix Factors	Tons	District, Type, and Variety	Base Price Per Ton	Brix Factors	Tons	
	Dollars	Code a/			Dollars	Code a/		
<b>DISTRICT 02 (Cont'd.)</b>				CHARDONNAY (Cont'd.)				
CABERNET SAUVIGNON (Cont'd.)	1,860.48	7840	1.3		1,390.00	7452	28.0	
	2,000.00	7840	45.6		1,400.00	0010	36.9	
Wtd. Avg. Base	1,407.04				1,400.00	0780	33.4	
					1,400.00	0910	39.2	
GAMAY (NAPA)	200.00	0920	3.0		1,400.00	1085	14.5	
	823.00	0010	34.0		1,400.00	7452	1,646.4	
	950.00	0010	26.4		1,400.00	7453	3.4	
	950.00	4980	53.7		1,415.00	6840	244.6	
	950.00	7958	3.4		1,433.25	0010	139.0	
Wtd. Avg. Base	895.49				1,500.00	0010	208.3	
					1,500.00	0510	21.0	
MERLOT	1,300.00	0920	8.5		1,500.00	0780	46.5	
	1,449.29	0915	123.2		1,500.00	0890	137.7	
	1,450.00	0920	39.5		1,500.00	0910	1.0	
	1,450.00	7240	199.5		1,500.00	6528	71.9	
	1,450.00	7984	57.5		1,500.00	7050	2.7	
	1,500.00	0010	176.1		1,500.00	7452	230.9	
	1,568.95	7840	20.8		1,500.00	7453	60.6	
	1,569.00	0010	7.1		1,500.00	7840	27.3	
	1,600.00	0910	106.7		1,525.00	0930	1.1	
	1,650.00	0010	46.3		1,540.00	6625	255.2	
	1,766.91	7870	65.8		1,540.00	7452	200.6	
	1,793.33	7870	76.6		1,543.26	0400	54.6	
	1,883.00	7840	40.8		1,546.00	1085	43.9	
Wtd. Avg. Base	1,554.14				1,575.00	7452	140.2	
					1,595.00	7452	7.4	
PETITE SIRAH	1,037.00	0915	15.0		1,600.00	0010	745.2	
					1,600.00	0660	25.5	
Wtd. Avg. Base	1,037.00				1,600.00	0780	80.0	
					1,600.00	0910	81.4	
SYRAH/FRENCH SYRAH-SHIRAZ	1,325.00	0010	88.8		1,600.00	1085	32.7	
					1,600.00	1095	11.5	
Wtd. Avg. Base	1,325.00				1,600.00	7452	163.9	
					1,600.00	7453	172.6	
ZINFANDEL	200.00	0930	7.0		1,600.00	7733	1,681.2	
	600.00	0010	16.7		1,626.19	0010	62.1	
	600.00	1995	508.3		1,636.80	0010	56.8	
	600.00	2000	207.1		1,645.00	0010	38.5	
	800.00	0780	1.2		1,646.00	0010	32.8	
	900.00	0010	1.4		1,646.00	0910	15.9	
	1,000.00	0010	18.9		1,646.00	0010	20.9	
	1,123.00	0915	109.3		1,646.59	0855	42.7	
	1,225.00	0925	3.0		1,646.60	0010	647.2	
	1,500.00	0010	30.9		1,646.60	0510	75.2	
	1,500.00	7840	8.2		1,646.60	0770	31.4	
	Wtd. Avg. Base	709.26				1,646.60	0780	16.8
						1,646.60	0910	46.8
OTHER RED	1,450.00	0010	0.9		1,646.60	6620	14.3	
					1,647.00	0010	160.6	
Wtd. Avg. Base	1,450.00				1,647.00	0910	4.3	
					1,647.42	0010	827.2	
					1,647.42	0430	427.1	
					1,647.42	0480	64.8	
					1,647.42	0780	40.1	
					1,647.42	0910	57.3	
					1,650.00	0010	199.5	
					1,650.00	0780	59.4	
					1,650.00	0910	0.6	
					1,650.00	0940	22.6	
					1,650.00	6528	213.7	
BURGER	550.00	0010	6.4		1,650.00	7452	517.5	
Wtd. Avg. Base	550.00				1,650.00	7453	30.6	
					1,650.00	7832	78.4	
CHARDONNAY	801.20	0010	1.2		1,650.00	8237	10.2	
	860.00	0910	70.7		1,650.00	8364	93.1	
	900.00	0873	2.0		1,656.00	0010	0.3	
	974.08	0010	47.1		1,656.93	0010	37.6	
	1,000.00	0450	5.2		1,656.93	0200	112.1	
	1,100.00	0010	67.4		1,656.93	0510	303.8	
	1,100.00	0770	12.9		1,656.93	0855	367.5	
	1,150.00	7395	107.9		1,656.93	0910	12.4	
	1,200.00	0780	21.0		1,656.93	7452	26.9	
	1,200.00	7130	12.4		1,657.00	0010	630.5	
	1,300.00	0010	21.8		1,660.00	0010	25.5	
	1,300.00	7452	3.1		1,660.00	0910	341.2	
	1,350.00	7452	50.2		1,661.00	0780	48.8	
1,350.00	8360	10.5		1,665.00	0910	24.4		
1,375.00	0400	115.4		1,675.00	0910	46.5		
					1,691.35	0010	25.4	

**TABLE 8: BASE PRICE PAID TO GROWERS FOR GRAPES CRUSHED AND DELIVERED TO CALIFORNIA PROCESSORS FROM THE 1998 CROP WITH BRX FACTORS AND PURCHASED TONNAGE, BY TYPE, VARIETY, REPORTING DISTRICT WHERE GROWN, AND WEIGHTED AVERAGE BASE PRICE.**

District, Type, and Variety	Base Price Per Ton	Brix Factors	Tons
	Dollars	Code a/	

District, Type, and Variety	Base Price Per Ton	Brix Factors	Tons
	Dollars	Code a/	

**DISTRICT 03 (Cont'd.)**

CHARDONNAY (Cont'd.)	1,699.20	0010	58.7
	1,700.00	0010	1,328.2
	1,700.00	0125	100.1
	1,700.00	0200	950.4
	1,700.00	0770	73.3
	1,700.00	0780	181.4
	1,700.00	0910	5.6
	1,700.00	0940	34.7
	1,700.00	1000	13.0
	1,700.00	1085	97.7
	1,700.00	7273	14.5
	1,700.00	7452	188.2
	1,700.00	7453	50.2
	1,706.64	7150	33.9
	1,722.42	0010	6.1
	1,725.00	0910	25.2
	1,725.00	7452	161.8
	1,725.79	0910	31.8
	1,728.93	0010	107.5
	1,728.93	0780	30.5
	1,739.78	7870	97.7
	1,747.00	0910	24.2
	1,750.00	0010	138.6
	1,750.00	0200	93.0
	1,750.00	0780	17.8
	1,750.00	0910	43.5
	1,750.00	0915	12.4
	1,750.00	1085	24.1
	1,750.00	7452	13.8
	1,775.00	0910	4.1
	1,784.18	0930	144.5
	1,800.00	0010	1,930.8
	1,800.00	0480	31.1
	1,800.00	0780	30.3
	1,800.00	0910	187.8
	1,800.00	0915	22.0
	1,800.00	0930	128.8
	1,800.00	1000	79.9
	1,800.00	1006	24.2
	1,800.00	1085	24.0
	1,800.00	5218	51.4
	1,800.00	7130	30.0
	1,800.00	7340	12.1
	1,800.00	7380	187.6
	1,800.00	7452	30.8
	1,800.00	7665	34.8
	1,800.00	7733	1,243.8
	1,800.00	7760	79.6
	1,801.80	0770	24.0
	1,801.80	1015	107.0
	1,811.00	0010	47.4
	1,811.00	1080	5.7
	1,811.26	0010	2,028.5
	1,811.26	0770	47.8
	1,811.26	0845	74.0
	1,811.26	0920	111.0
	1,811.26	7452	18.7
	1,811.27	0910	18.5
	1,812.00	0010	55.4
	1,812.00	1085	5.8
	1,812.16	0010	35.9
	1,812.16	0422	97.3
	1,812.17	0910	52.3
	1,816.00	0910	130.0
	1,822.62	0010	718.9
	1,822.62	0860	385.4
	1,822.62	0910	149.4
	1,822.62	0920	36.5
	1,822.62	1006	7.9
	1,822.62	1020	41.5
	1,822.62	7758	24.4
	1,822.62	7840	146.8
	1,822.63	0910	23.1
	1,823.00	0915	101.6
	1,823.00	1085	61.3
	1,825.00	0890	162.7
	1,845.00	0910	37.5

CHARDONNAY (Cont'd.)	1,846.81	8364	36.7
	1,850.00	0010	416.5
	1,850.00	0575	141.5
	1,850.00	0780	28.1
	1,850.00	0845	152.4
	1,850.00	0910	199.8
	1,850.00	1000	18.5
	1,850.00	6528	667.9
	1,850.00	7452	109.1
	1,850.01	0765	39.8
	1,852.43	0010	123.7
	1,856.93	0510	50.9
	1,863.00	1070	157.3
	1,875.00	0010	10.1
	1,893.59	0010	112.1
	1,893.59	0780	32.1
	1,894.00	0010	62.5
	1,894.53	0010	80.5
	1,894.53	0780	14.4
	1,894.53	0900	22.3
	1,894.54	0910	36.5
	1,895.00	0910	48.6
	1,897.11	0010	256.0
	1,900.00	0010	891.7
	1,900.00	0510	32.0
	1,900.00	0780	90.6
	1,900.00	0900	41.0
	1,900.00	0910	410.7
	1,900.00	1000	4.3
	1,900.00	1150	8.2
	1,900.00	7760	136.8
	1,900.00	7840	134.5
	1,900.00	7870	61.0
	1,901.00	0010	9.5
	1,905.47	0510	59.8
	1,914.53	0010	40.4
	1,935.72	0920	120.4
	1,950.00	0910	1.3
	1,950.00	1085	5.7
	1,975.92	7452	21.0
	1,975.92	7465	335.4
	1,976.00	7465	317.2
	2,000.00	0010	807.6
	2,000.00	0125	6.8
	2,000.00	0770	84.4
	2,000.00	0780	83.0
	2,000.00	0883	779.3
	2,000.00	0900	5.0
	2,000.00	0910	99.2
	2,000.00	0915	580.9
	2,000.00	0920	12.9
	2,000.00	1003	34.5
	2,000.00	1007	229.6
	2,000.00	1080	18.9
	2,000.00	1085	95.1
	2,000.00	7452	18.6
	2,000.00	7760	38.4
	2,000.00	7840	45.9
	2,000.00	7870	92.6
	2,041.80	0910	22.9
	2,045.60	0010	18.9
	2,050.00	1070	1.1
	2,058.25	0010	135.5
	2,100.00	0010	171.1
	2,100.00	0910	138.8
	2,100.00	1135	12.3
	2,105.47	1135	15.7
	2,150.00	0010	3.1
	2,200.00	0125	22.5
	2,200.00	0780	199.6
	2,200.00	0910	52.5
	2,200.00	0920	2.3
	2,200.00	1070	2.4
	2,200.00	1085	5.0
	2,222.91	0010	25.9
	2,228.14	1145	5.9
	2,300.00	0125	17.0
	2,300.00	0910	53.7
	2,300.00	0915	11.1

**TABLE 8: BASE PRICE PAID TO GROWERS FOR GRAPES CRUSHED AND DELIVERED TO CALIFORNIA PROCESSORS FROM THE 1998 CROP WITH BRIX FACTORS AND PURCHASED TONNAGE, BY TYPE, VARIETY, REPORTING DISTRICT WHERE GROWN, AND WEIGHTED AVERAGE BASE PRICE.**

District, Type, and Variety	Base Price Per Ton	Brix Factors	Tons	District, Type, and Variety	Base Price Per Ton	Brix Factors	Tons
	Dollars	Code a/			Dollars	Code a/	
<b>DISTRICT 03 (Cont'd.)</b>				KLEINBERGER	1,000.00	0670	3.1
CHARDONNAY (Cont'd.)	2,300.00	0920	6.6		1,200.00	0670	2.0
	2,328.34	0010	21.6	Wtd. Avg. Base	1,078.43		
	2,340.30	0010	21.0	MARSANNE	1,800.00	0910	23.6
	2,350.00	0010	5.1	Wtd. Avg. Base	1,800.00		
	2,500.00	0010	3.0	MELON	1,350.00	1000	14.2
	2,500.00	0780	11.7	Wtd. Avg. Base	1,350.00		
	2,556.00	0010	6.4	MUSCADELLE	1,000.00	0010	2.5
	2,633.00	0660	31.9	Wtd. Avg. Base	1,000.00		
	3,000.00	0010	21.5	MUSCAT BLANC/M CANELLI	1,250.00	0010	1.4
Wtd. Avg. Base	1,747.43				1,351.35	0660	11.8
CHENIN BLANC	450.00	0010	150.7		1,400.00	0780	10.0
	600.00	4880	146.1		1,428.87	0010	2.6
	625.00	0430	129.6		1,429.00	0010	4.8
	650.00	0010	15.9		1,560.00	0010	17.8
	658.04	5135	19.8		1,600.00	0010	17.2
	686.00	0010	11.7		1,600.00	0650	10.3
	700.00	0010	35.2		1,600.00	1085	3.9
	750.00	0010	19.7		2,954.64	0010	2.6
	750.00	4980	27.7	Wtd. Avg. Base	1,552.92		
	750.00	5135	39.2	MUSCAT ORANGE	1,190.48	0010	0.4
	1,100.00	0010	5.0	Wtd. Avg. Base	1,190.48		
Wtd. Avg. Base	604.32			PALOMINO/G CHASSELAS	550.00	0010	35.3
FRENCH COLOMBARD	325.00	0010	9.1	Wtd. Avg. Base	550.00		
	400.00	0010	3.3	PINOT BLANC	1,120.55	0770	19.8
	531.58	0540	821.9		1,232.60	0510	9.4
	533.00	0010	10.5		1,232.60	0760	86.5
	549.97	0010	16.1		1,232.61	0010	42.2
	575.00	3215	7.6		1,232.61	0770	39.8
	600.00	0725	21.7		1,350.00	1000	38.7
	600.00	0910	2.4		3,061.00	0920	4.4
	600.00	3215	1.8	Wtd. Avg. Base	1,275.67		
	600.00	4880	142.0	PINOT GRIS	1,350.00	0770	6.7
	650.00	0010	1.3		1,458.52	6620	0.9
	700.00	0010	22.6		1,459.00	0760	21.2
	700.00	0760	0.5		1,600.00	0010	3.5
	750.00	0010	6.8		1,600.00	0770	9.5
	800.00	0010	7.5		1,600.00	1000	3.1
Wtd. Avg. Base	547.72				1,650.00	0010	8.5
GEWURZTRAMINER	900.00	0010	7.7		1,800.00	0910	33.1
	900.00	7150	9.3	Wtd. Avg. Base	1,626.05		
	975.56	0655	6.7	ROUSANNE	1,800.00	1085	12.8
	988.00	0010	10.0	Wtd. Avg. Base	1,800.00		
	988.03	0755	105.9	SAUVIGNON BLANC	800.00	0770	11.4
	1,000.00	0010	43.7		900.00	0840	149.0
	1,000.00	0650	0.4		950.00	0010	37.7
	1,053.00	0010	2.6		975.00	0760	3.8
	1,087.00	0010	27.1		1,000.00	0010	22.9
	1,100.00	0010	9.1		1,000.00	0840	69.1
	1,100.00	0760	41.6		1,050.00	0010	27.4
	1,100.00	0770	33.3		1,074.00	0010	98.2
	1,100.00	0910	4.4		1,074.19	0010	286.5
	1,100.00	0920	28.5		1,075.00	0010	61.5
	1,101.10	0650	14.8		1,081.98	0010	42.0
	1,200.00	0010	40.2		1,082.00	0010	143.2
	1,200.00	0115	4.4		1,100.00	0010	382.7
	1,200.00	0770	3.1		1,100.00	0760	0.6
	1,200.00	1085	19.8		1,100.00	0770	203.6
	1,250.00	0010	5.5		1,100.00	0780	47.5
	1,300.00	0010	1.4				
	1,300.00	0210	4.0				
	1,800.00	0780	1.1				
	1,800.00	0910	0.2				
Wtd. Avg. Base	1,070.54						
GRAY RIESLING	1,000.00	0910	2.5				
	1,010.00	0770	25.2				
Wtd. Avg. Base	1,009.10						

**TABLE 8: BASE PRICE PAID TO GROWERS FOR GRAPES CRUSHED AND DELIVERED TO CALIFORNIA PROCESSORS FROM THE 1998 CROP WITH BRIX FACTORS AND PURCHASED TONNAGE, BY TYPE, VARIETY, REPORTING DISTRICT WHERE GROWN, AND WEIGHTED AVERAGE BASE PRICE.**

District, Type, and Variety	Base Price Per Ton	Brix Factors	Tons	District, Type, and Variety	Base Price Per Ton	Brix Factors	Tons
	Dollars	Code a/			Dollars	Code a/	
<b>DISTRICT 03 (Cont'd.)</b>				<b>SEMILLON (Cont'd.)</b>			
SAUVIGNON BLANC (Cont'd.)	1,100.00	0840	54.2	Wtd. Avg. Base	1,153.12		
	1,100.00	0940	64.7	TOCAI FRIULANO	1,250.00	1085	0.5
	1,100.00	5190	21.2		1,350.00	0770	3.1
	1,100.00	7095	14.9	Wtd. Avg. Base	1,336.11		
	1,112.31	1000	36.7	VIIGNIER	1,100.00	0200	7.6
	1,125.00	0760	92.7		1,400.00	0910	0.5
	1,127.80	0010	23.0		1,540.00	0010	1.2
	1,150.00	0770	18.2		1,541.99	0010	34.8
	1,181.61	0010	561.6		1,543.00	0010	2.2
	1,181.61	0770	24.0		1,550.00	0010	3.4
	1,182.00	0010	121.2		1,694.00	0010	0.3
	1,182.00	0840	68.1		1,773.00	0010	3.0
	1,190.18	0010	621.4		1,800.00	1015	3.7
	1,190.18	0770	249.6		1,800.00	1085	11.0
	1,190.18	7150	21.9		1,867.46	0010	3.4
	1,200.00	0010	253.9		1,900.00	0010	0.8
	1,200.00	0760	53.2		1,965.73	0010	5.8
	1,200.00	0780	3.5		2,000.00	0010	17.4
	1,200.00	0840	119.5		2,000.00	0230	10.7
	1,200.00	0910	53.1		2,000.00	0920	0.7
	1,200.00	0920	50.9		2,000.00	0930	1.5
	1,200.00	1001	22.5		2,000.00	1000	2.4
	1,200.00	6982	66.9		2,000.00	1165	2.6
	1,225.00	0010	40.4		2,200.00	0780	9.8
	1,235.00	0010	37.4		3,000.00	1085	0.5
	1,235.32	0010	18.0		3,376.00	1085	11.1
	1,244.28	0770	73.6	Wtd. Avg. Base	1,904.21		
	1,250.00	0010	33.6	WHITE RIESLING	750.00	4960	3.1
	1,250.00	0770	26.1		900.00	0010	172.7
	1,250.00	0910	15.1		904.31	0725	19.7
	1,250.00	1000	75.1		1,000.00	0010	7.5
	1,298.38	0010	6.8		1,000.00	0920	8.6
	1,300.00	0010	31.0		1,000.00	6320	66.2
	1,300.00	0840	106.8		1,050.00	6370	13.0
	1,350.00	0010	116.0		1,100.00	1000	31.4
	1,350.00	0910	53.6		1,200.00	0780	0.1
	1,350.00	0940	3.2		1,800.00	0010	14.3
	1,366.67	0010	16.5		2,309.00	0010	4.4
	1,369.46	0010	13.8		2,460.77	0010	7.0
	1,400.00	0010	40.8	Wtd. Avg. Base	1,032.49		
	1,450.00	0670	34.5	OTHER WHITE	400.00	0910	1.3
	2,200.00	0780	44.6		550.00	4880	5.2
Wtd. Avg. Base	1,169.13				650.00	0010	1.2
					750.00	0010	12.5
SAUVIGNON MUSQUE	1,236.65	0770	66.6		800.00	0010	10.5
	1,250.00	0010	1.6		800.00	0780	1.0
Wtd. Avg. Base	1,236.96				1,000.00	0010	8.5
SAUVIGNON VERT	482.00	0010	0.9	Wtd. Avg. Base	776.99		
	500.00	0750	10.2	<b>WINE GRAPES (RED)</b>			
Wtd. Avg. Base	498.54			ALEATICO	1,500.00	0920	5.8
SEMILLON	750.00	0010	5.2	Wtd. Avg. Base	1,500.00		
	750.00	1095	1.6	ALICANTE BOUSCHET	450.00	0845	2.0
	800.00	0010	27.9		525.00	0010	19.6
	900.00	0010	7.3		550.00	0010	6.6
	1,000.00	0010	22.3		800.00	0910	5.3
	1,000.00	0920	0.1		1,400.00	0010	1.7
	1,100.00	0010	5.3		1,600.00	0010	9.0
	1,100.00	0855	16.7		1,600.00	0780	1.0
	1,104.35	0010	41.1		1,700.00	0125	6.4
	1,105.00	0010	13.2		1,800.00	0125	12.1
	1,127.17	0510	15.3		2,354.41	0010	17.6
	1,181.52	0760	3.0	Wtd. Avg. Base	1,371.93		
	1,190.18	0010	16.4	BARBERA	1,800.00	0790	3.0
	1,200.00	0010	28.9		1,900.00	0010	6.5
	1,200.00	0760	5.9				
	1,214.19	0010	78.7				
	1,250.00	0010	2.9				
	1,296.25	0855	63.9				
	1,300.00	0010	12.7				
	1,400.00	0010	6.4				
	1,400.00	0760	8.4				

**TABLE 8: BASE PRICE PAID TO GROWERS FOR GRAPES CRUSHED AND DELIVERED TO CALIFORNIA PROCESSORS FROM THE 1998 CROP WITH BRIX FACTORS AND PURCHASED TONNAGE, BY TYPE, VARIETY, REPORTING DISTRICT WHERE GROWN, AND WEIGHTED AVERAGE BASE PRICE.**

District, Type, and Variety	Base Price Per Ton	Brix Factors	Tons	District, Type, and Variety	Base Price Per Ton	Brix Factors	Tons
	Dollars	Code a/			Dollars	Code a/	
<b>DISTRICT 03 (Cont'd.)</b>				CABERNET SAUVIGNON (Cont'd.)			
BARBERA	2,000.00	0010	13.7		1,400.00	0770	21.9
	2,000.00	1097	15.5		1,400.00	0780	10.6
	2,000.00	8240	3.1		1,400.00	8364	17.3
Wtd. Avg. Base					1,410.65	0010	22.3
					1,450.00	0010	37.0
					1,496.00	0010	6.8
CABERNET FRANC	1,970.10				1,500.00	0010	35.2
					1,500.00	7452	138.5
					1,501.50	0530	50.7
	1,400.00	7452	10.7		1,600.00	0010	94.8
	1,500.00	0010	25.9		1,600.00	0629	16.1
	1,500.00	0920	3.7		1,600.00	0805	9.7
	1,600.00	7452	10.0		1,600.00	0920	19.1
	1,650.00	0010	61.3		1,600.00	1085	10.5
	1,650.00	7452	41.4		1,600.00	7452	34.3
	1,700.00	0010	9.5		1,600.00	0865	29.5
	1,700.00	0915	15.3		1,620.00	0010	60.0
	1,700.00	0010	44.0		1,650.00	0010	151.0
	1,784.00	1085	0.5		1,650.00	7452	51.2
	1,784.36	0010	15.5		1,650.00	8240	15.5
	1,784.36	1180	2.4		1,650.00	8351	43.2
	1,784.36	7452	24.4		1,700.00	0010	98.5
	1,785.00	0010	2.6		1,700.00	0750	14.0
	1,800.00	0010	98.2		1,700.00	0915	3.3
	1,800.00	0780	0.7		1,700.00	1085	129.1
	1,800.00	0920	0.7		1,700.00	7452	177.2
	1,800.00	7325	44.6		1,700.00	8150	31.5
	1,800.00	7735	41.7		1,700.00	8380	42.8
	1,800.91	0920	15.0		1,750.00	0010	27.3
	1,801.00	0010	43.5		1,750.00	1015	8.0
	1,900.00	0010	36.8		1,750.00	7452	22.8
	1,900.00	0125	0.9		1,750.00	7870	30.4
	1,900.00	0915	13.8		1,760.00	0010	33.3
	1,909.27	0010	1.5		1,761.00	0010	111.4
	1,950.00	0910	7.3		1,761.26	0010	168.6
	1,962.80	0010	102.3		1,761.26	0910	43.3
	1,962.81	0920	31.7		1,761.26	0920	90.0
	1,963.00	0010	11.3		1,761.26	7452	58.8
	1,964.73	0920	6.0		1,761.26	7913	57.0
	1,981.00	1085	1.0		1,761.30	0920	9.9
	2,000.00	0010	10.5		1,761.87	0010	426.9
	2,000.00	0125	1.8		1,761.87	0910	94.5
	2,000.00	0670	0.7		1,761.87	0920	9.7
	2,000.00	1095	34.2		1,761.87	7260	14.7
	2,025.45	0010	10.4		1,762.00	0010	66.6
	2,050.00	0010	99.3		1,763.02	0920	84.3
	2,052.00	0010	26.1		1,764.79	0790	16.2
	2,052.01	0010	12.3		1,771.89	0010	11.8
	2,054.25	1015	1.6		1,771.89	1020	13.3
	2,071.04	0981	4.7		1,772.00	0010	126.5
	2,071.05	0010	14.9		1,800.00	0010	87.6
	2,071.05	0855	20.7		1,800.00	0645	252.6
	2,073.05	0915	7.0		1,800.00	0780	51.8
	2,100.00	0010	2.4		1,800.00	0920	14.5
	2,100.00	0125	12.4		1,800.00	1080	22.4
	2,100.00	0920	7.8		1,800.00	1085	21.7
	2,100.00	8230	18.5		1,800.00	1170	0.5
	2,102.10	0920	29.7		1,800.00	7452	53.7
	2,117.00	0010	12.1		1,800.00	7870	18.1
	2,140.00	0010	43.8		1,824.00	0915	9.0
	2,141.23	0865	22.7		1,833.00	0010	20.5
	2,164.10	0010	21.9		1,838.00	0780	29.2
	2,195.84	0010	16.5		1,838.06	0780	4.6
	2,200.00	0010	1.0		1,849.32	0920	24.3
	2,200.00	0780	7.6		1,849.34	0010	96.9
	2,205.00	0010	17.1		1,850.00	0010	198.9
	2,230.00	0010	3.5		1,850.00	1085	25.1
	2,300.00	0010	11.2		1,850.00	7752	39.4
	2,313.22	0010	7.2		1,851.17	0920	62.1
	2,400.00	0125	1.9		1,900.00	0010	324.5
	3,000.00	0920	9.6		1,900.00	0200	5.5
Wtd. Avg. Base					1,900.00	0670	0.5
	1,924.23				1,900.00	0910	107.3
					1,900.00	0920	9.4
CABERNET SAUVIGNON	860.00	0915	1.0		1,900.00	1085	6.0
	1,000.00	0780	2.5		1,900.00	1150	2.9
	1,047.38	0010	63.5		1,900.00	7410	140.7
	1,200.00	0910	42.4		1,900.00	7412	47.0
	1,348.00	0920	1.3		1,900.00	8360	13.6
	1,360.00	0010	15.3				

**TABLE 8: BASE PRICE PAID TO GROWERS FOR GRAPES CRUSHED AND DELIVERED TO CALIFORNIA PROCESSORS FROM THE 1998 CROP WITH BRIX FACTORS AND PURCHASED TONNAGE, BY TYPE, VARIETY, REPORTING DISTRICT WHERE GROWN, AND WEIGHTED AVERAGE BASE PRICE.**

District, Type, and Variety	Base Price Per Ton	Brix Factors	Tons	District, Type, and Variety	Base Price Per Ton	Brix Factors	Tons
	Dollars	Code a/			Dollars	Code a/	
<b>DISTRICT 03 (Cont'd.)</b>							
CABERNET SAUVIGNON (Cont'd.)	1,900.00	8380	9.2	CABERNET SAUVIGNON (Cont'd.)	2,100.00	0920	157.4
	1,901.81	0010	33.7		2,100.00	1000	78.9
	1,924.88	0860	22.9		2,100.00	1003	16.5
	1,937.00	0010	93.8		2,100.00	1085	93.7
	1,937.00	1085	8.2		2,100.00	7452	26.4
	1,937.38	0920	77.7		2,100.00	7870	197.3
	1,937.38	7452	15.6		2,100.00	7913	13.9
	1,937.39	0010	998.2		2,100.00	8000	27.0
	1,937.39	0920	84.3		2,113.48	0010	42.3
	1,938.05	1005	49.5		2,113.51	0010	8.4
	1,938.05	1080	32.3		2,113.51	0780	9.0
	1,938.06	0010	341.7		2,113.51	1015	123.0
	1,938.06	0780	36.1		2,114.00	1080	34.6
	1,939.32	0920	43.2		2,115.00	0010	254.6
	1,940.00	0010	5.6		2,117.00	0010	759.8
	1,940.00	0915	16.3		2,126.27	1000	3.4
	1,946.00	1085	20.7		2,142.18	0010	115.5
	1,949.07	0920	167.1		2,150.00	0010	6.6
	1,949.08	0920	67.7		2,150.00	0920	46.9
	1,949.08	1085	113.9		2,150.00	1095	16.5
	1,949.08	7417	19.8		2,155.00	0915	67.8
	1,949.08	7760	42.7		2,155.00	7240	27.1
	1,949.08	7870	32.4		2,200.00	0010	207.3
	1,950.00	0010	38.1		2,200.00	0770	6.0
	1,950.00	0910	54.0		2,200.00	0780	26.8
	1,950.00	0920	145.3		2,200.00	0920	83.0
	1,981.00	0010	42.1		2,200.00	1005	3.8
	1,981.42	0010	194.6		2,200.00	1018	19.1
	2,000.00	0010	887.5		2,200.00	7452	39.6
	2,000.00	0125	7.3		2,201.58	0010	64.3
	2,000.00	0670	0.8		2,202.00	0010	25.1
	2,000.00	0780	16.3		2,300.00	0010	136.1
	2,000.00	0910	124.3		2,300.00	0125	6.2
	2,000.00	0915	76.3		2,300.00	0920	7.4
	2,000.00	0920	14.2		2,300.00	1085	11.7
	2,000.00	0930	34.8		2,320.00	0010	57.0
	2,000.00	1000	20.3		2,366.67	0010	33.1
	2,000.00	1015	26.5		2,367.00	0010	67.8
	2,000.00	1080	13.2		2,377.00	1000	90.2
	2,000.00	1085	22.3		2,400.00	0010	24.9
	2,000.00	1150	1.8		2,400.00	0125	3.2
	2,000.00	7365	52.4		2,400.00	0780	11.9
	2,000.00	7452	50.4		2,400.00	0920	45.8
	2,000.00	7735	746.0		2,500.00	0010	29.7
	2,000.00	7760	95.2		2,500.00	1080	4.8
	2,000.00	7840	48.3		2,800.00	0010	14.7
	2,000.00	7870	5.6	Wtd. Avg. Base	1,955.69		
	2,004.02	0010	67.4	CARIGNANE	800.00	0910	2.9
	2,008.53	0010	18.5		900.00	0010	29.7
	2,014.00	0930	91.6		900.00	1095	7.6
	2,025.00	0010	316.0		1,000.00	0010	0.9
	2,025.45	0010	293.1		1,000.00	0200	1.9
	2,025.45	7452	24.5		1,000.00	0910	6.9
	2,026.15	0010	19.2		1,000.00	1095	57.7
	2,026.15	0780	15.8		1,000.00	7090	203.6
	2,027.47	0920	197.5		1,000.00	7328	4.9
	2,029.00	0915	52.7		1,073.00	1085	11.8
	2,030.00	0920	13.2		1,073.41	1080	18.8
	2,037.67	0010	134.6		1,084.50	0865	15.6
	2,037.67	0790	11.4		1,100.00	0010	10.7
	2,037.67	1003	42.8		1,100.00	0800	2.0
	2,037.67	1085	105.6		1,100.00	1080	18.9
	2,037.67	7870	33.9		1,200.00	0010	20.5
	2,039.71	0915	59.9		1,250.00	0010	12.1
	2,042.18	0010	77.3		1,250.00	1085	15.0
	2,050.00	0915	4.8		1,342.00	1015	5.5
	2,050.00	0920	10.6		1,345.00	1095	21.8
	2,050.00	1085	29.6		1,375.00	1095	2.4
	2,052.61	0860	26.6		1,400.00	0010	4.0
	2,058.00	0010	223.8		1,400.00	0130	13.7
	2,060.65	0010	18.2		1,400.00	0140	1.0
	2,078.29	0010	25.5		1,400.00	0920	2.0
	2,088.88	0010	250.3		1,400.00	1085	3.0
	2,100.00	0010	696.4		1,500.00	1095	5.1
	2,100.00	0115	35.3		1,600.00	0140	7.4
	2,100.00	0780	6.0		1,700.00	1080	10.7
	2,100.00	0915	20.5		2,000.00	0010	4.2

**TABLE 8: BASE PRICE PAID TO GROWERS FOR GRAPES CRUSHED AND DELIVERED TO CALIFORNIA PROCESSORS FROM THE 1998 CROP WITH BRIX FACTORS AND PURCHASED TONNAGE, BY TYPE, VARIETY, REPORTING DISTRICT WHERE GROWN, AND WEIGHTED AVERAGE BASE PRICE.**

District, Type, and Variety	Base Price Per Ton	Brix Factors	Tons	District, Type, and Variety	Base Price Per Ton	Brix Factors	Tons
	Dollars	Code a/			Dollars	Code a/	
<b>DISTRICT 03 (Cont'd.)</b>				MATARO/MOURVEDRE	1,501.23	0010	13.6
CARIGNANE (Cont'd.)	2,000.00	0920	2.2		1,600.00	0010	0.7
	2,300.00	0010	6.7		1,600.00	1095	1.5
Wtd. Avg. Base	1,117.95				1,750.00	1085	1.4
CENTURIAN	1,000.00	7452	13.9		1,800.00	0010	0.5
Wtd. Avg. Base	1,000.00				1,800.00	0140	5.0
CHARBONO	2,000.00	0930	0.5		2,400.00	0920	2.4
Wtd. Avg. Base	2,000.00			Wtd. Avg. Base	2,500.00	0140	4.9
CINSAULT	1,250.00	0780	0.9	MERLOT	860.00	1005	3.2
	1,600.00	0920	5.3		1,000.00	0920	0.3
	1,800.00	0920	2.9		1,400.00	0010	1.8
Wtd. Avg. Base	1,629.12				1,400.00	0780	8.1
DOLCETTO	1,250.00	1095	0.8		1,400.00	0910	28.3
	2,000.00	0010	2.5		1,400.00	1085	0.8
Wtd. Avg. Base	1,818.18				1,500.00	0910	30.2
EARLY BURGUNDY	800.00	7452	7.1		1,500.00	8360	11.2
Wtd. Avg. Base	800.00				1,550.00	0910	22.4
GAMAY (NAPA)	600.00	0010	14.4		1,550.00	7452	12.6
	800.00	0910	1.2		1,550.00	8351	35.9
	850.00	2875	6.6		1,600.00	0010	48.4
	936.47	0627	25.6		1,600.00	0780	4.1
	950.00	4980	23.6		1,600.00	0920	12.3
	950.00	5190	14.0		1,600.00	1005	6.2
	1,000.00	0010	14.7		1,600.00	7452	67.2
	1,000.00	0745	10.8		1,600.00	8150	61.9
	1,000.00	0760	11.8		1,628.00	0010	51.2
	1,000.00	0910	4.0		1,650.00	0010	143.8
	1,000.00	7090	92.8		1,650.00	0790	5.7
	1,070.00	0910	7.9		1,650.00	7452	26.1
	1,100.00	0010	1.0		1,666.10	7452	151.2
	1,100.00	0800	2.7		1,700.00	0010	7.9
	1,105.23	4980	20.0		1,700.00	0780	19.3
	1,500.00	0010	5.8		1,700.00	0910	0.4
	1,584.01	0430	14.9		1,700.00	1085	75.5
Wtd. Avg. Base	1,015.21				1,700.00	7452	94.8
GAMAY BEAUJOLAIS	1,200.00	1085	20.7		1,700.00	0010	23.7
Wtd. Avg. Base	1,200.00				1,710.00	0010	23.7
GRENACHE	850.00	0010	9.8		1,728.00	8237	27.7
	1,141.81	0010	0.3		1,732.50	0010	48.6
	1,141.82	0010	16.1		1,750.00	0010	64.0
	1,250.00	0910	0.5		1,750.00	0200	15.8
	2,400.00	0920	4.4		1,750.00	0780	3.0
Wtd. Avg. Base	1,229.61				1,750.00	0920	24.3
MALBEC	1,500.00	0010	2.7		1,750.00	6850	14.1
	1,764.79	0010	1.0		1,750.00	7452	12.8
	1,765.00	0010	6.4		1,784.00	0010	152.7
	1,800.00	0010	1.6		1,784.47	1020	75.8
	1,800.00	0930	0.1		1,784.48	0010	412.6
	1,800.00	1080	1.8		1,784.48	0920	176.4
	1,835.38	0010	3.8		1,784.48	6620	0.2
	1,850.00	0910	2.6		1,784.48	6850	17.2
	2,016.66	0920	6.7		1,784.48	7452	136.1
	2,029.00	0010	2.5		1,784.59	0010	313.6
	2,044.32	0010	2.0		1,784.59	0910	211.1
	2,316.13	0010	2.9		1,784.59	0920	0.9
	3,000.00	0910	4.3		1,784.59	3265	14.3
Wtd. Avg. Base	2,017.83				1,785.00	0010	34.8
					1,785.00	1085	20.1
					1,787.00	0780	28.4
					1,793.00	0010	194.5
					1,793.33	0200	61.8
					1,793.33	1015	128.6
					1,793.33	7410	58.9
					1,793.33	7452	35.8
					1,794.48	0010	146.2
					1,800.00	0010	1,300.5
					1,800.00	0125	29.3
					1,800.00	0780	41.8
					1,800.00	0910	18.4
					1,800.00	0920	97.1
					1,800.00	1015	4.7
					1,800.00	1070	3.2
					1,800.00	1085	108.5
					1,800.00	1095	61.0
					1,800.00	7452	288.5
					1,800.00	7453	35.1
					1,800.00	7735	1,137.1

**TABLE 8: BASE PRICE PAID TO GROWERS FOR GRAPES CRUSHED AND DELIVERED TO CALIFORNIA PROCESSORS FROM THE 1998 CROP WITH BRX FACTORS AND PURCHASED TONNAGE, BY TYPE, VARIETY, REPORTING DISTRICT WHERE GROWN, AND WEIGHTED AVERAGE BASE PRICE.**

District, Type, and Variety	Base Price Per Ton	Brix Factors	Tons	District, Type, and Variety	Base Price Per Ton	Brix Factors	Tons
	Dollars	Code a/			Dollars	Code a/	
<b>DISTRICT 03 (Cont'd.)</b>							
MERLOT (Cont'd.)	1,810.52	0010	26.9	MERLOT (Cont'd.)	2,062.33	1085	106.7
	1,819.13	0010	48.4		2,062.33	1135	11.8
	1,826.00	0920	30.7		2,062.33	7870	17.4
	1,826.00	7870	23.9		2,070.00	0010	5.5
	1,847.13	0010	46.5		2,096.89	0930	41.9
	1,850.00	0010	111.6		2,100.00	0010	70.9
	1,850.00	0125	5.8		2,100.00	0780	3.3
	1,850.00	1005	3.8		2,100.00	0920	24.1
	1,850.00	7870	11.6		2,106.88	0010	10.3
	1,867.00	1005	10.9		2,126.69	0010	21.9
	1,873.72	0920	17.0		2,140.00	0010	63.3
	1,873.82	0010	4.1		2,141.00	0010	26.8
	1,883.00	7760	70.2		2,141.37	1015	102.8
	1,891.67	0010	17.8		2,141.38	7452	6.1
	1,900.00	0010	335.5		2,141.51	0920	11.9
	1,900.00	0125	36.0		2,150.00	0790	14.8
	1,900.00	0780	4.0		2,186.64	7840	25.5
	1,900.00	0790	0.7		2,200.00	0010	86.5
	1,900.00	0920	176.4		2,200.00	0780	11.8
	1,900.00	1005	30.9		2,200.00	0910	28.2
	1,900.00	1085	18.4		2,200.00	0920	18.1
	1,900.00	1150	16.0		2,201.56	0010	9.3
	1,900.00	7452	27.0		2,213.76	0010	10.9
	1,900.00	7840	5.9		2,230.60	7452	23.6
	1,918.14	7452	23.3		2,231.00	0010	44.0
	1,927.36	0010	2.7		2,250.00	0010	42.3
	1,950.00	0010	51.6		2,287.41	0010	10.9
	1,950.00	0910	14.1		2,289.80	0010	24.0
	1,950.00	0920	18.0		2,300.00	0010	51.9
	1,950.00	1005	3.3		2,300.00	0125	51.5
	1,950.00	7452	8.2		2,317.57	0010	6.3
	1,962.00	0010	22.8		2,350.00	0860	37.5
	1,962.63	0010	78.2		2,400.00	0010	0.1
	1,962.92	7452	20.3		3,000.00	0920	26.0
	1,962.93	0010	1,171.8	Wtd. Avg. Base	1,883.82		
	1,962.93	0920	66.9	MEUNIER	1,037.15	0780	23.3
	1,963.00	0010	6.9		1,259.03	0010	11.9
	1,963.00	0920	56.2		1,500.00	0920	7.4
	1,963.00	1005	46.9		1,584.48	0510	147.4
	1,963.00	1080	32.7		1,650.00	0780	8.1
	1,963.05	0010	39.3		1,742.93	0510	7.5
	1,964.89	0920	221.8	Wtd. Avg. Base	1,508.94		
	1,972.66	0920	292.0	MUSCAT HAMBURG	1,250.00	0010	1.6
	1,972.66	1005	6.9	Wtd. Avg. Base	1,250.00		
	1,972.66	1015	17.3	NEBBIOLO	1,200.00	0010	0.5
	1,972.66	1025	38.1		1,250.00	0010	2.5
	1,972.66	1085	100.3		1,374.77	0010	3.7
	1,972.66	7760	18.8		1,375.00	1085	3.3
	1,972.66	7840	39.9		2,000.00	0930	0.4
	1,972.66	7870	14.9	Wtd. Avg. Base	1,360.50		
	1,991.51	0780	3.1	PETIT VERDOT	1,700.00	0915	3.1
	2,000.00	0010	710.1		1,715.00	0010	1.7
	2,000.00	0910	27.7		1,715.54	0010	16.3
	2,000.00	0920	23.8		1,715.54	1095	1.2
	2,000.00	1005	53.8		1,800.00	0010	8.3
	2,000.00	1016	11.7		1,887.00	0010	3.6
	2,000.00	1025	19.3		1,887.09	0010	5.4
	2,000.00	1080	9.4		1,900.00	0915	0.5
	2,000.00	1095	8.5		1,900.00	1085	11.1
	2,000.00	7452	12.4		2,006.50	0920	5.7
	2,007.54	0010	101.2		2,020.00	0915	0.8
	2,025.85	0010	15.3		2,150.00	0010	6.4
	2,026.69	0010	38.0		2,154.92	0010	2.8
	2,050.00	0010	23.5		3,000.00	0770	3.2
	2,052.00	0010	158.7	Wtd. Avg. Base	1,920.37		
	2,052.00	1005	55.5	PETITE SIRAH	500.00	0010	0.9
	2,052.00	1015	6.1		800.00	0010	3.6
	2,052.15	0010	10.7		1,200.00	0910	3.7
	2,052.15	7452	37.3		1,250.00	0010	1.0
	2,052.29	0010	13.8				
	2,054.19	1015	18.4				
	2,062.23	7840	71.3				
	2,062.32	1025	1.2				
	2,062.32	7840	16.4				
	2,062.33	0010	202.6				
	2,062.33	0920	27.1				
	2,062.33	1006	14.2				



**TABLE 8: BASE PRICE PAID TO GROWERS FOR GRAPES CRUSHED AND DELIVERED TO CALIFORNIA PROCESSORS FROM THE 1998 CROP WITH BRIX FACTORS AND PURCHASED TONNAGE, BY TYPE, VARIETY, REPORTING DISTRICT WHERE GROWN, AND WEIGHTED AVERAGE BASE PRICE.**

District, Type, and Variety	Base Price Per Ton	Brix Factors	Tons	District, Type, and Variety	Base Price Per Ton	Brix Factors	Tons
	Dollars	Code a/			Dollars	Code a/	
<b>DISTRICT 03 (Cont'd.)</b>				PINOT NOIR (Cont'd.)			
PETITE SIRAH (Cont'd.)	1,493.95	0010	17.2		1,600.00	0010	30.6
	1,494.00	1085	34.9		1,600.00	0910	11.9
	1,500.00	7090	17.8		1,600.00	0915	18.0
	1,583.81	0920	7.4		1,600.00	0920	9.5
	1,600.00	0010	8.6		1,600.00	7452	37.0
	1,600.00	0915	5.2		1,650.00	0010	30.0
	1,600.00	0930	2.1		1,650.00	7452	22.4
	1,612.50	0010	22.6		1,650.00	8239	15.1
	1,650.00	1085	4.6		1,650.00	8364	4.2
	1,650.00	1095	3.6		1,650.00	8365	13.0
	1,700.00	0010	2.7		1,663.70	0920	13.9
	1,700.00	0915	6.8		1,675.00	7452	15.9
	1,750.00	0010	2.2		1,686.97	0010	35.8
	1,750.00	1085	5.0		1,691.67	7452	5.6
	1,800.00	0010	3.5		1,700.00	0010	121.5
	1,800.00	0780	4.6		1,700.00	0805	3.5
	1,800.00	0915	16.0		1,700.00	0910	8.3
	1,800.00	0920	0.5		1,700.00	0920	138.5
	1,800.00	1095	1.6		1,700.00	7452	62.0
	1,800.00	1150	11.4		1,700.00	7735	138.1
	1,800.00	7870	7.7		1,742.41	0010	8.7
	1,819.84	0010	16.2		1,742.41	0422	67.5
	1,900.00	0140	7.0		1,742.41	0780	13.1
	1,900.00	0910	0.2		1,742.86	1015	5.3
	1,900.00	0915	3.0		1,742.91	1015	50.7
	1,950.00	0910	13.7		1,742.93	0010	107.3
	1,994.00	0915	6.4		1,742.93	0920	109.5
	2,000.00	0115	1.4		1,742.93	1015	64.3
	2,000.00	1080	10.7		1,742.94	1015	61.3
	2,000.00	1085	8.3		1,750.00	0010	13.5
	2,020.00	0915	4.2		1,771.98	0422	20.6
	2,100.00	0010	2.8		1,775.00	0010	2.7
	2,200.00	0010	12.2		1,775.00	7957	73.9
	2,200.00	0800	7.6		1,789.92	0010	59.1
	2,200.00	0920	18.0		1,790.46	0510	75.2
					1,800.00	0010	225.3
					1,800.00	0480	76.4
					1,800.00	0770	4.0
Wtd. Avg. Base	1,751.85				1,800.00	0780	2.7
					1,800.00	0910	25.6
PINOT NOIR	1,000.00	0010	0.7		1,800.00	0915	24.0
	1,000.00	0200	9.4		1,800.00	0920	13.1
	1,000.00	0450	10.2		1,800.00	1085	1.3
	1,000.00	0920	2.9		1,800.00	4980	37.1
	1,050.00	0010	5.5		1,800.00	7452	32.4
	1,157.63	0010	73.3		1,800.00	7735	320.7
	1,200.00	1085	14.9		1,800.00	7840	22.5
	1,250.00	7452	2.5		1,804.00	0010	9.6
	1,259.03	0010	78.8		1,822.15	0510	123.3
	1,286.05	0400	39.6		1,825.00	0920	9.2
	1,337.49	0400	37.1		1,850.00	0920	167.9
	1,400.00	0010	0.8		1,850.00	7452	38.8
	1,400.00	1085	32.1		1,861.21	0930	31.7
	1,400.00	7452	10.0		1,900.00	0010	266.2
	1,433.25	0010	1.2		1,900.00	0780	50.2
	1,439.51	0010	108.8		1,900.00	0790	23.8
	1,462.50	0010	5.1		1,900.00	0900	5.7
	1,500.00	0010	5.2		1,900.00	0920	11.0
	1,500.00	0400	42.1		1,900.00	1005	7.0
	1,500.00	1085	5.6		1,900.00	1065	12.1
	1,543.26	0400	424.9		1,900.00	1150	19.4
	1,550.00	0010	14.0		1,900.81	1085	70.6
	1,550.00	0510	30.2		1,901.37	1025	8.1
	1,550.00	7452	33.5		1,950.00	0920	17.3
	1,584.00	0010	8.9		1,950.00	8239	8.8
	1,584.00	1085	20.8		2,000.00	0010	267.4
	1,584.01	0010	39.2		2,000.00	0510	8.2
	1,584.01	0430	514.3		2,000.00	0855	15.8
	1,584.01	0475	100.9		2,000.00	0900	10.4
	1,584.01	0480	6.5		2,000.00	0920	5.3
	1,584.01	0510	42.7		2,000.00	1015	5.6
	1,584.01	0780	31.2		2,000.00	1070	2.0
	1,584.01	1005	75.7		2,000.00	1085	4.9
	1,584.01	6620	4.4		2,000.00	1095	13.7
	1,584.01	7550	1.1		2,000.00	1150	10.5
	1,584.03	0915	18.0		2,000.00	7273	39.1
	1,584.48	0510	49.6		2,000.00	7328	200.6
	1,586.37	0510	21.2		2,000.00	7452	18.0
	1,599.97	0010	46.1		2,000.00	7840	41.7

**TABLE 8: BASE PRICE PAID TO GROWERS FOR GRAPES CRUSHED AND DELIVERED TO CALIFORNIA PROCESSORS FROM THE 1998 CROP WITH BRIX FACTORS AND PURCHASED TONNAGE, BY TYPE, VARIETY, REPORTING DISTRICT WHERE GROWN, AND WEIGHTED AVERAGE BASE PRICE.**

District, Type, and Variety	Base Price Per Ton	Brix Factors	Tons	District, Type, and Variety	Base Price Per Ton	Brix Factors	Tons
	Dollars	Code a/			Dollars	Code a/	
<b>DISTRICT 03 (Cont'd.)</b>							
PINOT NOIR (Cont'd.)	2,021.85	7957	2.0	SANGIOVETO/SANGIOVESE	1,884.60	0010	7.7
	2,059.21	0915	63.7	(Cont'd.)	1,900.00	0010	8.8
	2,059.29	0915	5.7		1,900.00	0780	3.1
	2,059.82	1025	8.2		2,000.00	0010	9.9
	2,100.00	0010	25.6		2,000.00	0930	10.1
	2,100.00	0920	3.4		2,079.01	0010	14.9
	2,100.00	7452	9.6		2,100.00	0010	0.3
	2,141.84	7452	9.6		2,200.00	0780	23.0
	2,200.00	0010	50.0	Wtd. Avg. Base	1,672.67		
	2,200.00	0780	29.5	SYRAH/FRENCH SYRAH-SHIRAZ	1,000.00	0010	3.4
	2,200.00	0920	40.2		1,300.00	0010	4.5
	2,200.00	1070	7.0		1,350.00	0010	14.3
	2,200.00	1085	8.6		1,430.00	7340	11.3
	2,200.00	7452	13.2		1,500.00	0780	0.2
	2,201.22	0010	48.0		1,600.00	1005	2.3
	2,217.40	0010	4.9		1,600.00	1025	1.5
	2,250.00	0920	45.5		1,600.00	7452	15.9
	2,250.00	1085	17.4		1,625.00	0200	7.9
	2,300.00	0010	25.5		1,628.00	0010	26.5
	2,300.00	1085	9.0		1,628.39	0920	3.2
	2,400.00	0010	27.6		1,628.41	0010	64.0
	2,400.00	0920	7.6		1,628.41	7452	53.0
	2,475.00	1085	58.5		1,630.00	0010	18.4
	2,500.00	0010	49.0		1,650.00	0010	36.8
	2,500.00	0780	13.0		1,684.00	0010	49.5
	2,500.00	0920	2.2		1,700.00	0010	59.7
	2,556.06	0010	3.3		1,700.00	0920	18.4
	2,581.69	0010	15.4		1,750.00	0010	11.2
	2,589.16	1145	58.8		1,750.00	0910	7.3
	2,600.00	0010	18.8		1,750.00	1085	3.0
	2,685.00	0010	6.0		1,791.00	0010	21.7
	2,700.00	0010	8.7		1,791.25	0010	0.9
2,734.34	0010	4.1		1,791.32	1015	4.2	
2,750.00	0010	26.2		1,793.17	0010	9.3	
2,800.00	0010	12.2		1,800.00	0010	102.0	
3,150.00	0010	1.4		1,800.00	0920	3.2	
3,500.00	0010	0.7		1,800.00	1085	81.9	
5,000.00	1080	0.9		1,850.00	0010	13.8	
				1,852.72	0920	21.9	
Wtd. Avg. Base	1,784.92			1,852.72	1015	45.6	
				1,873.00	0010	17.7	
PINOT ST GEORGE	641.00	0910	12.6	1,874.43	1015	4.4	
	700.00	0010	4.9	1,900.00	0010	92.0	
				1,900.00	0780	16.0	
Wtd. Avg. Base	657.52			1,900.00	0920	3.0	
				1,900.00	1005	7.1	
PINOTAGE	1,100.00	1095	3.1	1,936.93	0010	38.4	
				1,967.00	0010	28.9	
Wtd. Avg. Base	1,100.00			2,000.00	0010	41.7	
				2,000.00	0790	4.1	
PRIMOTIVO	2,000.00	0930	12.6	2,000.00	0920	8.9	
	2,045.50	0010	1.2	2,000.00	1025	1.6	
				2,000.00	1085	2.4	
Wtd. Avg. Base	2,003.96			2,100.00	0010	2.3	
				2,200.00	0010	16.5	
SANGIOVETO/SANGIOVESE	1,200.00	0010	55.0	2,300.00	0010	21.2	
	1,300.00	0010	3.3	2,300.00	0790	3.2	
	1,500.00	0010	73.8	2,300.00	1025	3.2	
	1,573.00	0010	13.1	2,400.00	0920	9.7	
	1,600.00	0010	2.5	2,645.00	0010	1.8	
	1,600.00	0200	12.3	3,360.00	1085	10.3	
	1,600.00	1085	0.1				
	1,600.00	1095	5.2	Wtd. Avg. Base	1,813.58		
	1,600.00	1155	5.0				
	1,600.00	7452	7.8	TANNAT	1,500.00	1085	2.2
	1,622.63	0010	6.4		1,678.41	0010	1.3
	1,623.00	0010	52.5				
	1,625.00	0010	2.5	Wtd. Avg. Base	1,566.27		
	1,627.50	0010	3.2				
	1,650.00	0010	18.4	TEMPRANILLO	1,400.00	0010	22.9
	1,650.00	1170	16.3				
	1,700.00	0010	5.5	Wtd. Avg. Base	1,400.00		
	1,700.00	0780	1.2				
	1,755.36	1085	18.5	ZINFANDEL	500.00	0440	18.3
	1,800.00	0010	94.5		550.00	1095	5.8
	1,800.00	1005	3.1		600.00	0010	119.4
	1,850.00	0010	24.3		600.00	1840	49.1

**TABLE 8: BASE PRICE PAID TO GROWERS FOR GRAPES CRUSHED AND DELIVERED TO CALIFORNIA PROCESSORS FROM THE 1998 CROP WITH BRIX FACTORS AND PURCHASED TONNAGE, BY TYPE, VARIETY, REPORTING DISTRICT WHERE GROWN, AND WEIGHTED AVERAGE BASE PRICE.**

District, Type, and Variety	Base Price Per Ton	Brix Factors	Tons
	Dollars	Code a/	

District, Type, and Variety	Base Price Per Ton	Brix Factors	Tons
	Dollars	Code a/	

**DISTRICT 03 (Cont'd.)**

ZINFANDEL (Cont'd.)	600.00	1995	838.4
	600.00	2000	178.3
	660.00	1995	33.2
	700.00	1095	1.7
	800.00	0010	17.9
	800.00	1095	0.3
	850.00	0010	31.5
	880.00	0010	76.4
	900.00	1100	2.0
	909.00	0010	15.9
	1,000.00	0010	9.9
	1,100.00	0010	7.4
	1,200.00	0010	10.4
	1,200.00	0930	21.8
	1,200.00	1095	28.2
	1,250.00	0010	5.1
	1,296.46	0930	5.0
	1,300.00	0010	8.8
	1,300.00	1085	5.7
	1,300.00	6528	14.5
	1,320.00	7452	7.3
	1,350.00	0930	14.8
	1,350.00	1105	9.2
	1,375.00	7452	2.7
	1,400.00	0010	68.9
	1,400.00	1005	17.4
	1,400.00	1085	13.4
	1,400.00	1180	1.5
	1,400.00	8364	38.6
	1,425.00	0920	1.0
	1,428.00	0010	0.5
	1,430.00	7452	9.0
	1,445.68	0010	28.4
	1,445.68	1085	17.4
	1,446.46	0010	114.3
	1,446.46	0930	41.5
	1,450.00	0010	27.6
	1,500.00	0010	39.0
	1,500.00	0780	1.4
	1,500.00	0930	2.4
	1,500.00	1085	21.2
	1,500.00	7452	1.9
	1,590.25	1000	3.8
	1,596.90	0010	2.6
	1,600.00	0010	440.6
	1,600.00	0930	8.1
	1,600.00	1085	25.3
	1,600.00	1095	12.1
	1,646.00	0010	73.6
	1,646.00	1085	253.7
	1,650.00	0010	67.0
	1,650.00	0920	6.4
	1,650.00	0930	4.1
	1,650.00	1095	27.3
	1,663.00	0010	31.9
	1,687.50	1095	3.8
	1,700.00	0010	107.7
	1,700.00	0920	82.2
	1,700.00	0930	1.5
	1,700.00	0940	1.0
	1,700.00	1015	18.4
	1,700.00	1085	4.5
	1,700.00	1195	2.2
	1,700.00	1350	7.6
	1,700.00	7329	37.6
	1,700.00	7760	77.7
	1,725.00	0010	6.1
	1,750.00	0010	48.2
	1,750.00	0920	13.8
	1,750.00	1085	130.3
	1,750.00	1095	105.8
	1,750.00	7735	464.0
	1,775.00	1005	29.8
	1,787.50	0140	39.3
	1,800.00	0010	493.8
	1,800.00	0910	99.2
	1,800.00	0920	1.7

ZINFANDEL (Cont'd.)	1,800.00	0930	20.7
	1,800.00	1015	34.0
	1,800.00	1085	16.7
	1,800.00	1095	47.4
	1,800.00	1180	9.3
	1,800.00	1195	3.8
	1,800.00	7957	11.6
	1,807.09	0920	87.6
	1,807.10	0790	5.8
	1,807.10	0920	61.3
	1,808.00	0010	14.6
	1,808.00	1095	8.7
	1,808.75	0865	2.5
	1,808.80	0920	57.4
	1,808.90	0920	24.2
	1,815.00	0010	188.0
	1,850.00	0010	8.1
	1,878.79	1015	0.7
	1,879.40	1015	24.4
	1,894.00	1005	25.2
	1,900.00	0010	94.3
	1,900.00	0910	144.6
	1,900.00	0920	20.8
	1,900.00	0930	16.1
	1,900.00	1015	27.8
	1,900.00	1085	0.7
	1,900.00	1180	24.6
	1,932.00	1005	36.6
	1,932.00	1015	11.0
	1,932.50	0010	32.2
	1,932.50	1155	20.0
	1,933.00	1085	43.4
	1,950.00	0010	56.1
	1,963.00	0920	5.8
	2,000.00	0010	907.5
	2,000.00	0800	5.2
	2,000.00	0920	158.4
	2,000.00	0930	5.2
	2,000.00	1000	57.0
	2,000.00	1015	4.4
	2,000.00	1085	24.0
	2,000.00	1095	37.2
	2,000.00	1135	27.3
	2,000.00	1150	4.2
	2,000.00	1180	14.1
	2,000.00	7735	929.9
	2,000.00	7760	13.1
	2,000.00	7870	112.0
	2,000.00	8352	2.4
	2,020.00	0140	33.3
	2,020.00	1005	39.9
	2,025.45	0010	29.4
	2,045.50	0010	51.3
	2,050.00	0010	6.6
	2,096.97	0010	16.9
	2,100.00	0010	194.8
	2,100.00	0780	27.7
	2,100.00	0920	9.3
	2,100.00	1095	18.2
	2,100.00	7452	44.4
	2,102.02	1000	42.3
	2,160.00	0010	2.5
	2,200.00	0010	135.8
	2,200.00	0140	14.7
	2,200.00	0805	9.4
	2,200.00	0920	66.8
	2,200.00	0930	5.5
	2,200.00	0940	16.1
	2,200.00	1085	69.6
	2,200.00	1095	40.8
	2,200.00	1180	6.5
	2,300.00	0010	34.1
	2,300.00	1085	16.7
	2,300.00	1095	2.1
	2,350.00	0010	8.9
	2,350.00	0790	3.7
	2,350.00	0920	4.9
	2,354.41	0010	342.5
	2,375.00	0010	27.1

**TABLE 8: BASE PRICE PAID TO GROWERS FOR GRAPES CRUSHED AND DELIVERED TO CALIFORNIA PROCESSORS FROM THE 1998 CROP WITH BRIX FACTORS AND PURCHASED TONNAGE, BY TYPE, VARIETY, REPORTING DISTRICT WHERE GROWN, AND WEIGHTED AVERAGE BASE PRICE.**

District, Type, and Variety	Base Price Per Ton	Brix Factors	Tons	District, Type, and Variety	Base Price Per Ton	Brix Factors	Tons
	Dollars	Code a/			Dollars	Code a/	
<b>DISTRICT 03 (Cont'd.)</b>				CHARDONNAY (Cont'd.)			
ZINFANDEL (Cont'd.)	2,400.00	0010	44.6		1,548.00	0775	41.7
	2,400.00	0920	15.9		1,550.00	0010	65.6
	2,400.00	0930	2.4		1,550.00	0775	6.8
	2,480.00	0010	86.5		1,550.00	0780	11.5
	2,500.00	0010	56.0		1,550.00	1000	4.6
	2,530.00	0010	3.6		1,591.35	0770	11.3
	2,545.43	0010	14.5		1,595.00	6220	70.4
	2,600.00	0010	60.3		1,598.63	0010	19.6
	2,620.00	0920	17.8		1,600.00	0010	118.0
	2,715.28	0010	40.1		1,600.00	0910	1.0
	2,800.00	0010	15.8		1,600.00	0930	34.3
					1,600.00	7760	68.0
					1,617.00	0010	8.5
Wtd. Avg. Base	1,720.23				1,617.88	0010	81.7
					1,626.19	0010	44.9
OTHER RED	450.00	0780	1.1		1,627.50	0010	54.9
	500.00	0010	0.8		1,629.00	7050	36.0
	550.00	0010	1.2		1,638.98	0400	91.2
	1,000.00	0010	1.4		1,639.38	0010	59.6
	1,000.00	0780	0.3		1,650.00	0010	2.0
	1,200.00	0010	8.9		1,650.00	0910	1.4
	1,500.00	0760	0.2		1,650.00	7452	49.6
	1,646.00	1085	3.4		1,653.75	0010	302.8
	1,700.00	0010	11.8		1,654.00	0010	107.6
	1,950.00	1190	1.4		1,680.00	0010	5.5
	2,000.00	0140	32.5		1,687.32	1000	30.0
	2,020.00	0140	2.2		1,687.50	0775	9.6
	2,200.00	0140	5.8		1,700.00	0010	143.6
	2,500.00	0140	43.8		1,700.00	0770	172.5
					1,700.00	1000	8.2
Wtd. Avg. Base	2,041.16				1,700.00	1070	13.2
					1,700.00	1085	4.0
					1,700.00	6210	139.3
<b>DISTRICT 04</b>					1,700.00	7452	32.1
<b>WINE GRAPES (WHITE)</b>					1,700.00	7465	49.3
CATARRATTO	1,355.00	0770	2.8		1,700.00	7840	27.5
					1,708.58	0915	84.2
Wtd. Avg. Base	1,355.00				1,732.50	0010	22.1
					1,735.00	1085	11.5
CHARDONNAY	800.00	1020	1.0		1,736.00	0010	61.3
	1,000.00	0920	16.2		1,736.00	0775	6.3
	1,200.00	0010	20.0		1,736.00	1000	14.8
	1,200.00	0910	156.8		1,736.09	0010	157.5
	1,250.00	0010	2.8		1,736.09	1070	38.9
	1,300.00	0010	65.4		1,736.60	0925	0.8
	1,300.00	1000	29.3		1,736.60	6255	12.3
	1,300.00	1095	3.0		1,736.61	0010	214.8
	1,302.07	0010	78.5		1,736.61	1000	20.5
	1,323.40	0775	29.5		1,737.00	0430	54.9
	1,325.00	0010	7.6		1,737.00	0770	13.7
	1,334.00	0775	22.8		1,737.00	0780	2.5
	1,350.00	0010	103.2		1,737.00	0780	2.5
	1,375.88	0400	24.6		1,738.00	8354	39.6
	1,389.15	0010	29.9		1,738.98	0010	123.1
	1,400.00	0010	197.4		1,738.98	7760	64.7
	1,400.00	0910	13.9		1,738.98	7840	39.3
	1,400.00	1000	65.1		1,750.00	0010	233.8
	1,400.00	7452	85.3		1,750.00	0200	7.4
	1,433.25	0010	127.3		1,750.00	0770	12.1
	1,440.00	0010	1.6		1,750.00	0775	22.1
	1,441.00	0775	19.9		1,750.00	1070	12.8
	1,450.00	0010	84.0		1,750.00	1085	24.5
	1,450.00	1080	10.2		1,750.00	7890	70.7
	1,470.00	0010	56.1		1,750.49	0770	21.9
	1,474.63	0010	62.2		1,764.00	0010	12.6
	1,475.00	0010	25.3		1,764.00	1005	34.2
	1,477.00	0010	47.5		1,764.00	1080	9.3
	1,488.38	0010	52.2		1,782.45	0010	21.1
	1,500.00	0010	77.3		1,791.17	0010	55.5
	1,500.00	0400	50.8		1,800.00	0010	387.2
	1,500.00	0910	46.1		1,800.00	0440	17.7
	1,500.00	0920	14.9		1,800.00	0845	49.6
	1,500.00	1000	16.9		1,800.00	0910	65.6
	1,500.00	7452	10.6		1,800.00	0920	13.3
	1,536.00	0010	43.2		1,800.00	0990	17.2
	1,542.00	0010	26.8		1,800.00	1000	40.0
	1,543.50	0010	213.0		1,800.00	1065	90.6
	1,545.00	0010	5.4		1,800.00	1080	7.2
					1,800.00	7235	22.2
					1,800.00	7340	12.8

**TABLE 8: BASE PRICE PAID TO GROWERS FOR GRAPES CRUSHED AND DELIVERED TO CALIFORNIA PROCESSORS FROM THE 1998 CROP WITH BRIX FACTORS AND PURCHASED TONNAGE, BY TYPE, VARIETY, REPORTING DISTRICT WHERE GROWN, AND WEIGHTED AVERAGE BASE PRICE.**

District, Type, and Variety	Base Price Per Ton	Brix Factors	Tons
	Dollars	Code a/	

District, Type, and Variety	Base Price Per Ton	Brix Factors	Tons
	Dollars	Code a/	

**DISTRICT 04 (Cont'd.)**

CHARDONNAY (Cont'd.)	1,800.00	7452	72.0
	1,800.00	7840	21.4
	1,800.00	8187	57.0
	1,803.53	0770	90.4
	1,814.59	0920	37.2
	1,817.00	0010	12.5
	1,819.13	0010	46.6
	1,822.89	0010	18.3
	1,823.00	0010	11.3
	1,823.44	0780	11.8
	1,825.00	0770	3.9
	1,825.92	0010	39.5
	1,825.93	7760	156.9
	1,831.84	0990	15.9
	1,832.00	1085	2.1
	1,848.40	0010	11.8
	1,849.00	0010	53.4
	1,850.00	0010	89.7
	1,850.00	0990	14.6
	1,850.00	7452	25.5
	1,858.17	0010	88.8
	1,865.50	0010	239.2
	1,869.40	0010	11.9
	1,874.25	0010	26.3
	1,876.00	0010	28.4
	1,882.85	7840	40.1
	1,886.09	0010	27.4
	1,896.78	0770	28.4
	1,898.74	0915	484.2
	1,900.00	0010	295.7
	1,900.00	0400	30.3
	1,900.00	0422	18.8
	1,900.00	0770	79.9
	1,900.00	0910	15.9
	1,900.00	1070	4.7
	1,900.00	7340	20.3
	1,905.47	0510	37.0
	1,909.07	0010	15.1
	1,909.69	0910	8.8
	1,909.70	0010	26.3
	1,909.70	7180	7.7
	1,909.70	7452	25.8
	1,910.00	0775	42.3
	1,910.00	0920	50.8
	1,910.00	7050	87.3
	1,910.12	0770	86.5
	1,910.20	7235	17.9
	1,910.27	0010	100.4
	1,910.27	0780	37.8
	1,912.88	7840	38.2
	1,914.00	0010	20.6
	1,926.00	0770	92.2
	1,943.72	7840	33.8
	1,947.78	7840	8.3
	1,950.00	0010	118.7
	1,950.00	0920	13.5
	1,950.00	7145	659.1
	1,950.00	7340	38.0
	1,950.00	7840	13.6
	1,958.00	1005	62.4
	1,964.56	0010	38.2
	1,969.62	0200	15.6
	1,969.62	5107	73.1
	1,974.87	7240	17.3
	1,996.50	7452	11.5
	1,997.10	0010	24.2
	1,997.10	0990	4.7
	2,000.00	0010	239.1
	2,000.00	0770	254.6
	2,000.00	0775	69.6
	2,000.00	0805	18.8
	2,000.00	0910	151.8
	2,000.00	0915	1.8
	2,000.00	0920	172.8
	2,000.00	0930	5.7
	2,000.00	0990	0.6
	2,000.00	1000	67.7

CHARDONNAY (Cont'd.)	2,000.00	1085	13.7
	2,000.00	1095	6.4
	2,000.00	7336	20.9
	2,000.00	7340	49.5
	2,000.00	7452	29.6
	2,000.00	7733	175.8
	2,000.00	7770	38.0
	2,001.00	0010	13.2
	2,003.58	0780	117.3
	2,013.00	0910	243.6
	2,022.00	1085	2.3
	2,035.09	0010	415.7
	2,050.00	0010	46.0
	2,050.00	0770	29.5
	2,070.00	0010	2.9
	2,083.31	0780	85.5
	2,083.93	0010	13.3
	2,084.00	0010	35.1
	2,096.00	0900	48.5
	2,096.00	1070	13.5
	2,100.00	0010	460.8
	2,100.00	0770	29.9
	2,100.00	0780	9.2
	2,100.00	0845	11.4
	2,100.00	0900	32.2
	2,100.00	1085	19.2
	2,100.00	7340	16.5
	2,106.00	0010	14.5
	2,106.60	0010	8.1
	2,107.00	0010	12.1
	2,108.00	0010	5.3
	2,117.00	0010	9.2
	2,117.63	0010	9.6
	2,133.57	7240	42.6
	2,150.00	0010	69.2
	2,150.00	0930	19.4
	2,150.00	7840	35.1
	2,163.51	0010	32.2
	2,170.11	0010	33.0
	2,170.76	0780	134.0
	2,196.00	0010	4.6
	2,200.00	0010	235.0
	2,200.00	0770	11.6
	2,200.00	0910	8.1
	2,200.00	0920	25.9
	2,200.00	7840	11.2
	2,221.00	0920	30.3
	2,247.00	1085	6.5
	2,250.00	0770	84.6
	2,268.00	0775	20.2
	2,300.00	0010	92.4
	2,300.00	0770	65.5
	2,310.00	0010	9.3
	2,345.45	2985	42.6
	2,345.45	6965	16.9
	2,357.50	0925	3.2
	2,400.00	0010	40.6
	2,420.00	0010	24.2
	2,500.00	1085	4.8
	2,600.00	1085	8.5
	2,621.38	6965	115.6
	2,648.68	1000	18.2
	2,811.76	0010	12.6
	3,000.00	0010	7.9
	3,500.00	1022	36.3
Wtd. Avg. Base	1,844.42		
CHENIN BLANC	600.00	0660	6.0
	600.00	0755	8.0
	750.00	0780	39.0
	750.00	4980	39.2
	800.00	0910	7.0
	800.00	4980	52.8
	800.00	5135	131.7
	825.00	0010	1.1
	850.00	0010	12.1
	900.00	0515	31.5
	990.58	0010	30.3

**TABLE 8: BASE PRICE PAID TO GROWERS FOR GRAPES CRUSHED AND DELIVERED TO CALIFORNIA PROCESSORS FROM THE 1998 CROP WITH BRIX FACTORS AND PURCHASED TONNAGE, BY TYPE, VARIETY, REPORTING DISTRICT WHERE GROWN, AND WEIGHTED AVERAGE BASE PRICE.**

District, Type, and Variety	Base Price Per Ton	Brix Factors	Tons	District, Type, and Variety	Base Price Per Ton	Brix Factors	Tons
	Dollars	Code a/			Dollars	Code a/	
<b>DISTRICT 04 (Cont'd.)</b>				SAUVIGNON BLANC (Cont'd.)			
CHENIN BLANC (Cont'd.)	1,000.00	0010	7.7		992.25	0010	79.8
	1,200.00	0010	45.1		1,000.00	0010	37.3
Wtd. Avg. Base	854.50				1,000.00	0735	86.8
					1,000.00	0805	6.9
FLORA	1,485.00	0010	21.7		1,000.00	1080	49.6
					1,040.00	0780	20.7
Wtd. Avg. Base	1,485.00				1,050.00	0010	234.2
					1,083.00	0760	255.1
FRENCH COLOMBARD	525.00	0010	6.9		1,092.00	0735	88.3
					700.00	0770	1.5
Wtd. Avg. Base	647.20				1,100.00	0010	161.2
			800.00	0010	5.0		
GEWURZTRAMINER	475.00	0010	2.7		1,100.00	0735	2.7
					500.00	0010	9.0
Wtd. Avg. Base	829.83				1,100.00	5307	14.7
			600.00	0930	0.3		
MALVASIA BIANCA	1,400.00	0010	0.4		1,100.00	6392	25.6
					700.00	0805	1.9
Wtd. Avg. Base	1,400.00				1,100.00	7452	4.4
			1,000.00	0660	1.1		
MUSCAT BLANC/M CANELLI	1,000.00	0780	5.9		1,100.00	7912	11.0
					1,007.00	0010	2.6
Wtd. Avg. Base	1,246.38				1,133.00	0735	24.6
			1,100.00	0010	1.5		
PINOT BLANC	1,058.37	0400	16.2		1,100.00	7452	4.4
					1,265.00	0760	4.7
Wtd. Avg. Base	1,474.02				1,100.00	7912	11.0
			1,350.00	0010	0.1		
PINOT GRIS	1,155.00	0010	34.0		1,150.00	0010	75.1
					1,250.00	0930	0.3
Wtd. Avg. Base	1,394.55				1,150.00	0525	64.2
			1,260.00	0010	16.3		
SAUVIGNON BLANC	574.82	0010	19.5		1,150.00	0735	26.2
					775.00	0010	32.7
Wtd. Avg. Base	574.82				1,150.00	7273	83.7
			862.23	0010	6.1		
SAUVIGNON BLANC	775.00	0010	32.7		1,155.00	0010	5.7
					882.20	0010	37.1
Wtd. Avg. Base	574.82				1,155.63	0010	28.6
			900.00	0010	60.4		
SAUVIGNON BLANC	862.23	0010	6.1		1,155.63	0570	53.2
					900.00	0735	24.8
Wtd. Avg. Base	574.82				1,196.54	0010	385.8
			900.00	0780	2.1		
SAUVIGNON BLANC	882.20	0010	37.1		1,200.00	0010	56.2
					950.00	0010	26.7
Wtd. Avg. Base	574.82				1,200.00	0570	18.5
			950.00	6255	15.5		
SAUVIGNON BLANC	900.00	0010	60.4		1,200.00	0780	19.3
					950.00	7452	11.4
Wtd. Avg. Base	574.82				1,200.00	0910	0.1
			950.00	0735	24.8		
SAUVIGNON BLANC	900.00	0780	2.1		1,200.00	1085	2.0
					950.00	0010	26.7
Wtd. Avg. Base	574.82				1,200.00	0010	146.8
			950.00	0010	26.7		
SAUVIGNON BLANC	950.00	0010	26.7		1,200.00	0570	28.9
					950.00	7452	11.4
Wtd. Avg. Base	574.82				1,200.00	0735	278.0
			950.00	6255	15.5		
SAUVIGNON BLANC	950.00	7452	11.4		1,230.50	0735	60.6
					965.75	0570	10.2
Wtd. Avg. Base	574.82				1,235.96	0010	122.4
			978.50	0735	7.6		
SAUVIGNON BLANC	965.75	0570	10.2		1,235.96	0735	45.6
					978.50	0735	7.6
Wtd. Avg. Base	574.82				1,249.64	0760	9.3
			978.50	0735	7.6		
SAUVIGNON BLANC	978.50	0735	7.6		1,250.00	0010	94.9
					978.50	0735	7.6
Wtd. Avg. Base	574.82				1,250.00	0570	44.2
			978.50	0735	7.6		
SAUVIGNON BLANC	978.50	0735	7.6		1,250.00	0735	100.5
					978.50	0735	7.6
Wtd. Avg. Base	574.82				1,250.00	0780	15.1
			978.50	0735	7.6		
SAUVIGNON BLANC	978.50	0735	7.6		1,250.00	1005	31.3
					978.50	0735	7.6
Wtd. Avg. Base	574.82				1,250.00	7150	4.4
			978.50	0735	7.6		
SAUVIGNON BLANC	978.50	0735	7.6		1,255.00	0735	14.6
					978.50	0735	7.6
Wtd. Avg. Base	574.82				1,300.00	0010	322.4
			978.50	0735	7.6		
SAUVIGNON BLANC	978.50	0735	7.6		1,300.00	0570	12.5
					978.50	0735	7.6
Wtd. Avg. Base	574.82				1,300.00	0760	111.6
			978.50	0735	7.6		
SAUVIGNON BLANC	978.50	0735	7.6		1,300.00	1080	21.0
					978.50	0735	7.6
Wtd. Avg. Base	574.82				1,300.00	4895	115.8
			978.50	0735	7.6		
SAUVIGNON BLANC	978.50	0735	7.6		1,300.00	7273	26.5
					978.50	0735	7.6
Wtd. Avg. Base	574.82				1,300.00	7836	96.7
			978.50	0735	7.6		
SAUVIGNON BLANC	978.50	0735	7.6		1,314.00	1095	6.4
					978.50	0735	7.6
Wtd. Avg. Base	574.82				1,319.01	0010	323.5
			978.50	0735	7.6		
SAUVIGNON BLANC	978.50	0735	7.6		1,321.95	0010	2.3
					978.50	0735	7.6
Wtd. Avg. Base	574.82				1,350.00	0010	337.5
			978.50	0735	7.6		
SAUVIGNON BLANC	978.50	0735	7.6		1,350.00	0570	7.5
					978.50	0735	7.6
Wtd. Avg. Base	574.82				1,350.00	0780	26.1
			978.50	0735	7.6		
SAUVIGNON BLANC	978.50	0735	7.6		1,350.00	1005	7.3
					978.50	0735	7.6
Wtd. Avg. Base	574.82				1,375.00	0780	3.2
			978.50	0735	7.6		
SAUVIGNON BLANC	978.50	0735	7.6		1,375.00	1080	4.5
					978.50	0735	7.6
Wtd. Avg. Base	574.82				1,400.00	0010	61.0
			978.50	0735	7.6		
SAUVIGNON BLANC	978.50	0735	7.6		1,400.00	0900	31.0
					978.50	0735	7.6
Wtd. Avg. Base	574.82				1,400.00	0910	43.1
			978.50	0735	7.6		
SAUVIGNON BLANC	978.50	0735	7.6		1,425.00	0845	54.6
					978.50	0735	7.6
Wtd. Avg. Base	574.82				1,430.00	0735	52.4
			978.50	0735	7.6		
SAUVIGNON BLANC	978.50	0735	7.6		1,450.00	0010	278.5
					978.50	0735	7.6
Wtd. Avg. Base	574.82				1,500.00	0010	83.4
			978.50	0735	7.6		
SAUVIGNON BLANC	978.50	0735	7.6		1,500.00	0670	15.7
					978.50	0735	7.6
Wtd. Avg. Base	574.82				1,515.00	0010	9.7
			978.50	0735	7.6		
SAUVIGNON BLANC	978.50	0735	7.6		1,538.60	2975	16.0
					978.50	0735	7.6
Wtd. Avg. Base	574.82				1,559.00	0010	24.8
			978.50	0735	7.6		
SAUVIGNON BLANC	978.50	0735	7.6		1,566.00	1150	41.2
					978.50	0735	7.6
Wtd. Avg. Base	574.82				1,700.00	0010	20.8
			978.50	0735	7.6		
SAUVIGNON BLANC	978.50	0735	7.6		1,752.00	0010	56.4
					978.50	0735	7.6
Wtd. Avg. Base	574.82				2,000.00	1303	1.0
			978.50	0735	7.6		
SAUVIGNON BLANC	978.50	0735	7.6		2,381.94	0010	28.2
					978.50	0735	7.6
Wtd. Avg. Base	574.82				2,381.94	0010	28.2
			978.50	0735	7.6		

**TABLE 8: BASE PRICE PAID TO GROWERS FOR GRAPES CRUSHED AND DELIVERED TO CALIFORNIA PROCESSORS FROM THE 1998 CROP WITH BRIX FACTORS AND PURCHASED TONNAGE, BY TYPE, VARIETY, REPORTING DISTRICT WHERE GROWN, AND WEIGHTED AVERAGE BASE PRICE.**

District, Type, and Variety	Base Price Per Ton	Brix Factors	Tons	District, Type, and Variety	Base Price Per Ton	Brix Factors	Tons
	Dollars	Code a/			Dollars	Code a/	
<b>DISTRICT 04 (Cont'd.)</b>				WHITE RIESLING (Cont'd.)	1,500.00	1222	10.9
SAUVIGNON BLANC (Cont'd.)	4,000.00	0010	32.3		1,500.00	1225	3.0
Wtd. Avg. Base	1,251.51				1,898.75	0010	29.6
SAUVIGNON MUSQUE	1,128.69	0010	12.7	Wtd. Avg. Base	1,196.28		
	1,225.00	0525	2.0	OTHER WHITE	1,300.00	0010	0.1
	1,225.00	0770	12.3		1,300.00	0770	2.4
	1,350.00	0010	19.9		1,500.00	0010	1.1
	1,375.00	0780	10.5	Wtd. Avg. Base	1,361.11		
	1,450.00	0010	12.4	<b>WINE GRAPES (RED)</b>			
Wtd. Avg. Base	1,305.65			AGLIANICO	2,018.30	0010	0.2
SAUVIGNON VERT	1,200.00	0010	2.0	Wtd. Avg. Base	2,018.30		
Wtd. Avg. Base	1,200.00			BARBERA	1,500.00	0930	1.0
SEMILLON	850.00	5307	6.5		1,545.00	1085	60.4
	900.00	0010	85.1		1,575.00	0010	33.0
	1,000.00	0735	88.7	Wtd. Avg. Base	1,555.01		
	1,047.38	0010	119.9	CABERNET FRANC	400.00	0910	12.3
	1,073.95	0010	11.2		1,000.00	0780	2.2
	1,135.68	0735	3.5		1,280.00	0780	2.2
	1,150.00	0010	26.3		1,465.00	0920	0.6
	1,200.00	0010	27.0		1,500.00	0010	13.8
	1,200.00	0570	18.0		1,500.00	0920	0.6
	1,200.00	0760	9.1		1,550.00	0010	55.2
	1,212.75	0010	3.3		1,560.81	0010	39.0
	1,225.00	0735	45.6		1,600.00	0010	2.5
	1,236.00	0735	16.8		1,644.00	0010	6.9
	1,250.00	0735	2.2		1,650.00	0010	23.8
	1,271.81	0010	33.3		1,764.00	0010	4.1
	1,300.00	0010	17.3		1,764.00	0860	6.5
	1,300.00	0660	6.9		1,800.00	0010	28.3
	1,350.00	0010	10.9		1,800.00	0125	3.6
	1,350.00	6315	17.9		1,800.00	0910	7.3
	1,400.00	0010	30.7		1,900.00	0910	5.5
	1,400.00	0760	15.8		1,900.00	1085	3.5
	1,400.00	0805	5.3		1,943.10	0010	11.9
	1,400.00	0910	9.7		1,950.00	0920	3.7
	1,425.00	0845	7.8		1,950.00	0930	31.0
	1,450.00	0010	27.2		1,951.00	0010	69.3
	1,500.00	0010	20.2		1,951.00	0910	21.5
	1,500.00	0910	0.5		1,951.00	1095	16.9
	1,500.00	7145	8.3		1,951.01	0010	28.6
	1,515.00	0010	7.9		1,951.01	1005	26.9
	1,550.00	0010	12.6		1,995.00	0010	9.4
	1,631.00	0010	0.8		2,000.00	0010	62.7
	1,700.00	1085	5.2		2,000.00	0125	3.9
	2,381.94	0010	66.9		2,000.00	0200	9.7
Wtd. Avg. Base	1,281.60				2,000.00	0780	2.9
VIOGNIER	1,092.50	0780	0.3		2,000.00	0805	21.2
	1,500.00	0010	46.5		2,000.00	0910	17.9
	1,600.00	0660	0.9		2,000.00	0920	2.5
	1,636.64	0010	0.3		2,000.00	0930	4.2
	1,637.00	0780	0.3		2,000.00	1085	3.3
	1,680.00	0780	2.9		2,025.00	0860	3.2
	1,718.47	0010	8.0		2,040.26	7840	29.8
	1,789.52	0770	19.4		2,045.82	0010	69.8
	1,800.00	0805	1.2		2,069.60	7452	1.2
	2,000.00	0010	2.5		2,100.00	0010	33.5
	2,000.00	0200	6.9		2,100.00	1005	35.8
	2,200.00	0920	1.0		2,100.00	1070	5.0
	2,200.00	1085	1.2		2,140.06	0010	15.1
Wtd. Avg. Base	1,659.04				2,150.00	0010	8.3
WHITE RIESLING	500.00	0010	11.8		2,150.00	0920	5.8
	900.00	0010	9.6		2,150.00	1085	4.9
	950.00	0010	7.1		2,150.00	7335	5.0
	1,000.00	0560	1.2		2,171.00	0010	3.3
	1,000.00	1095	4.8		2,200.00	0010	11.1
	1,072.66	0655	89.8		2,201.01	0125	3.4
	1,200.00	0010	1.1		2,220.13	0790	2.2
	1,204.94	0010	7.9		2,243.66	0010	10.6
					2,250.00	0010	40.2

**TABLE 8: BASE PRICE PAID TO GROWERS FOR GRAPES CRUSHED AND DELIVERED TO CALIFORNIA PROCESSORS FROM THE 1998 CROP WITH BRIX FACTORS AND PURCHASED TONNAGE, BY TYPE, VARIETY, REPORTING DISTRICT WHERE GROWN, AND WEIGHTED AVERAGE BASE PRICE.**

District, Type, and Variety	Base Price Per Ton	Brix Factors	Tons	District, Type, and Variety	Base Price Per Ton	Brix Factors	Tons
	Dollars	Code a/			Dollars	Code a/	
<b>DISTRICT 04 (Cont'd.)</b>				CABERNET SAUVIGNON (Cont'd.)			
CABERNET FRANC (Cont'd.)	2,250.00	1150	4.7		1,650.00	0780	7.2
	2,255.00	0010	10.1		1,669.38	0010	29.6
	2,256.97	0920	38.5		1,687.50	0775	8.2
	2,300.00	0010	49.0		1,697.44	0860	37.2
	2,300.00	0200	4.6		1,700.00	0010	42.5
	2,300.00	1005	10.4		1,700.00	0860	39.4
	2,334.61	0010	22.0		1,700.00	0910	11.7
	2,341.00	0010	44.3		1,700.00	0925	7.1
	2,341.00	0930	0.7		1,700.00	1080	0.4
	2,341.21	0010	5.0		1,700.00	1085	3.8
	2,341.21	0780	1.7		1,700.00	7452	116.2
	2,350.00	0860	13.1		1,725.00	0860	7.6
	2,400.00	0010	19.3		1,736.44	0010	61.6
	2,400.00	0125	12.0		1,748.64	0010	10.0
	2,400.00	1090	3.6		1,750.00	0775	185.5
	2,400.00	1095	1.0		1,750.00	7377	41.5
	2,428.90	0010	5.6		1,785.00	0010	11.0
	2,438.76	0010	6.6		1,800.00	0010	277.6
	2,451.01	0010	3.5		1,800.00	0125	7.8
	2,500.00	0010	15.0		1,800.00	0780	39.3
	2,500.00	1085	4.9		1,800.00	0920	23.1
	2,500.00	1095	6.1		1,800.00	0930	5.7
	2,522.88	0790	14.4		1,800.00	7240	82.8
	2,532.08	0010	84.6		1,800.00	7452	155.4
	2,600.00	0010	13.0		1,804.00	0010	65.0
	2,650.00	0010	67.4		1,815.00	7452	46.4
	2,650.00	0860	40.0		1,846.86	0860	4.3
	2,655.41	1005	13.1		1,850.00	0010	82.1
	2,750.00	0010	6.1		1,850.00	0910	43.1
	2,794.50	7452	4.9		1,850.00	6220	785.6
	2,800.00	0570	1.8		1,850.00	7452	332.2
	2,900.00	1085	1.8		1,850.00	7840	27.9
	2,900.00	1095	1.0		1,852.20	0010	42.1
	3,000.00	0780	10.3		1,860.00	7240	22.8
	3,000.00	0790	2.8		1,865.85	0010	5.8
	3,000.00	0920	1.2		1,874.25	0010	30.6
	3,085.49	0910	1.6		1,897.20	0010	35.2
	3,120.00	0010	4.6		1,900.00	0010	41.5
	3,246.00	0010	4.0		1,900.00	0780	0.2
	3,246.20	0010	13.9		1,900.00	0860	1.0
	3,450.00	0010	24.1		1,900.00	0920	34.0
	4,000.00	0010	13.5		1,900.00	1000	21.1
	4,500.00	1022	2.5		1,900.00	7452	131.3
	4,687.00	0790	3.0		1,929.38	0010	105.3
					1,930.63	0910	5.3
					1,950.00	0010	29.2
					1,950.00	7145	15.2
					1,950.00	7335	58.0
					1,950.00	7452	22.5
Wtd. Avg. Base	2,201.67				1,960.75	0910	105.2
					1,962.67	0860	69.6
CABERNET SAUVIGNON	285.00	0010	20.0		1,975.00	7679	59.0
	400.00	0910	8.1		1,980.00	0010	28.6
	800.00	0010	9.3		1,982.42	0010	113.9
	1,000.00	0010	16.5		1,984.11	0910	2.6
	1,000.00	0780	0.2		1,984.50	0010	17.6
	1,100.00	0010	32.1		1,986.00	0800	3.9
	1,204.94	0010	3.1		1,994.00	0010	84.5
	1,350.00	0010	21.9		2,000.00	0010	584.9
	1,350.00	0920	28.6		2,000.00	0125	15.5
	1,389.15	0010	3.7		2,000.00	0775	13.3
	1,400.00	0010	122.0		2,000.00	0780	29.8
	1,500.00	0010	103.3		2,000.00	0790	22.5
	1,500.00	0775	79.9		2,000.00	0867	34.4
	1,500.00	0780	9.0		2,000.00	0910	44.7
	1,500.00	0925	0.7		2,000.00	0920	16.0
	1,500.00	0930	7.8		2,000.00	0930	35.0
	1,500.00	1000	0.4		2,000.00	1000	13.1
	1,549.18	0010	102.0		2,000.00	1080	27.8
	1,550.00	0010	18.3		2,000.00	1085	11.9
	1,550.00	0780	20.7		2,000.00	1095	112.8
	1,550.00	0860	85.5		2,000.00	1150	20.4
	1,550.00	1085	3.3		2,000.00	6220	1,280.5
	1,594.23	0010	51.7		2,000.00	6965	1.5
	1,600.00	0010	222.2		2,000.00	7335	29.4
	1,600.00	0780	7.3		2,000.00	7336	82.6
	1,600.00	0910	79.7		2,000.00	7400	15.0
	1,600.00	0920	20.3		2,000.00	7452	76.2
	1,622.40	0860	37.7		2,000.00	8237	69.7
	1,625.00	0780	22.4				
	1,650.00	0010	40.4				



**TABLE 8: BASE PRICE PAID TO GROWERS FOR GRAPES CRUSHED AND DELIVERED TO CALIFORNIA PROCESSORS FROM THE 1998 CROP WITH BRIX FACTORS AND PURCHASED TONNAGE, BY TYPE, VARIETY, REPORTING DISTRICT WHERE GROWN, AND WEIGHTED AVERAGE BASE PRICE.**

District, Type, and Variety	Base Price Per Ton	Brix Factors	Tons	District, Type, and Variety	Base Price Per Ton	Brix Factors	Tons
	Dollars	Code a/			Dollars	Code a/	
<b>DISTRICT 04 (Cont'd.)</b>				<b>CABERNET SAUVIGNON (Cont'd.)</b>			
CABERNET SAUVIGNON (Cont'd.)	2,004.00	0010	6.6		2,220.13	7452	410.6
	2,004.70	0010	292.2		2,220.13	7740	274.2
	2,004.70	0860	46.0		2,225.00	0010	64.1
	2,004.70	0920	0.3		2,250.00	0010	80.1
	2,004.70	1000	4.6		2,250.00	0780	39.1
	2,004.70	1070	4.8		2,250.00	0930	20.0
	2,004.70	7452	12.6		2,250.00	1135	2.9
	2,005.00	0775	84.0		2,250.00	1150	20.7
	2,013.32	0920	62.4		2,250.00	7335	54.3
	2,015.31	0920	39.4		2,254.00	0010	22.9
	2,018.00	0915	4.7		2,254.70	0125	43.0
	2,018.00	1095	120.2		2,273.00	0010	56.5
	2,018.30	0010	571.2		2,279.00	1170	88.4
	2,018.30	0910	3.1		2,300.00	0010	381.9
	2,039.71	0010	72.6		2,300.00	0780	5.4
	2,045.82	0860	148.2		2,300.00	0900	5.9
	2,050.00	0125	19.9		2,300.00	0910	30.4
	2,050.00	1135	10.1		2,300.00	0930	3.4
	2,053.73	0010	30.6		2,300.00	1000	53.7
	2,055.00	0125	11.3		2,300.00	1095	5.5
	2,060.00	0860	29.9		2,300.00	6965	9.2
	2,069.60	7452	54.3		2,300.00	7335	150.8
	2,072.69	0910	18.7		2,305.00	0010	15.6
	2,080.13	0010	47.7		2,305.41	0010	11.1
	2,081.54	7840	42.1		2,318.00	0910	28.1
	2,094.00	1080	10.2		2,321.05	0010	38.8
	2,096.37	0010	59.9		2,321.05	0790	20.3
	2,100.00	0010	145.4		2,321.05	1000	11.6
	2,100.00	0125	92.7		2,321.30	0010	22.0
	2,100.00	0775	42.2		2,334.00	6935	24.2
	2,100.00	0920	42.3		2,340.00	0900	5.4
	2,100.00	1180	8.4		2,340.00	0010	76.0
	2,100.00	7335	226.5		2,350.00	1150	4.5
	2,100.00	7452	0.5		2,350.00	6965	100.0
	2,104.70	0010	31.3		2,350.00	7138	107.8
	2,104.94	0010	80.2		2,350.00	7335	16.6
	2,118.00	0010	4.7		2,367.19	0670	49.1
	2,137.91	7452	182.2		2,385.00	0010	72.7
	2,150.00	0010	101.2		2,391.00	0010	1.2
	2,150.00	0910	3.6		2,392.00	1085	4.9
	2,150.00	7452	53.4		2,400.00	0010	509.4
	2,154.70	1095	4.9		2,400.00	0140	11.8
	2,163.00	0860	15.1		2,400.00	0775	58.0
	2,169.96	7240	39.2		2,400.00	0860	9.0
	2,178.00	0790	1.9		2,400.00	0910	27.4
	2,180.00	0010	14.4		2,400.00	0915	11.0
	2,195.69	0010	60.8		2,400.00	0920	52.2
	2,200.00	0010	328.6		2,400.00	0930	33.9
	2,200.00	0125	56.1		2,400.00	1000	43.3
	2,200.00	0140	4.1		2,400.00	1085	21.4
	2,200.00	0780	15.8		2,400.00	1090	12.2
	2,200.00	0930	15.2		2,400.00	1095	75.9
	2,200.00	1000	24.6		2,400.00	7452	18.7
	2,200.00	1055	13.8		2,405.64	0010	36.5
	2,200.00	1085	34.4		2,405.64	0780	110.1
	2,200.00	1145	5.7		2,405.64	1005	10.3
	2,200.00	7452	271.2		2,405.64	1085	6.6
	2,200.00	7740	162.6		2,405.64	7452	140.6
	2,200.00	8187	19.1		2,406.00	0010	167.8
	2,200.00	8237	135.0		2,406.00	0930	1.5
	2,200.00	8380	2.9		2,407.62	0010	418.1
	2,200.00	8382	2.5		2,421.96	0010	79.5
	2,200.19	0010	100.4		2,421.96	0910	24.3
	2,204.70	0010	23.9		2,422.00	0010	148.6
	2,204.70	0125	17.7		2,450.00	0010	14.2
	2,205.00	0010	24.6		2,450.00	7335	88.7
	2,205.17	0010	103.9		2,464.80	0780	10.1
	2,206.00	0010	147.7		2,473.56	0860	86.9
	2,218.00	1000	9.3		2,478.10	0010	14.5
	2,220.00	0010	46.0		2,484.00	1150	56.0
	2,220.10	0010	371.7		2,493.00	0010	13.8
	2,220.13	0010	35.6		2,493.59	0780	39.2
	2,220.13	0200	410.6		2,500.00	0010	1,000.0
	2,220.13	0790	15.8		2,500.00	0125	16.4
	2,220.13	0910	50.0		2,500.00	0780	12.4
	2,220.13	6220	507.6		2,500.00	0805	45.0
	2,220.13	7240	92.2		2,500.00	0860	17.6
					2,500.00	0910	76.5
					2,500.00	0920	18.1

**TABLE 8: BASE PRICE PAID TO GROWERS FOR GRAPES CRUSHED AND DELIVERED TO CALIFORNIA PROCESSORS FROM THE 1998 CROP WITH BRIX FACTORS AND PURCHASED TONNAGE, BY TYPE, VARIETY, REPORTING DISTRICT WHERE GROWN, AND WEIGHTED AVERAGE BASE PRICE.**

District, Type, and Variety	Base Price Per Ton	Brix Factors	Tons	District, Type, and Variety	Base Price Per Ton	Brix Factors	Tons
	Dollars	Code a/			Dollars	Code a/	
<b>DISTRICT 04 (Cont'd.)</b>							
CABERNET SAUVIGNON (Cont'd.)	2,500.00	1085	5.6	CABERNET SAUVIGNON (Cont'd.)	3,720.60	0010	22.6
	2,500.00	1095	22.7		4,000.00	0010	25.9
	2,500.00	1150	53.8		4,000.00	0150	14.0
	2,500.00	7335	68.8		4,000.00	0910	5.1
	2,500.00	7452	340.4		4,050.00	0910	35.2
	2,504.07	0010	50.4		4,320.00	0010	22.6
	2,505.00	0010	34.9		4,500.00	1022	92.9
	2,505.86	0010	31.6		4,687.00	0790	53.3
	2,505.88	0010	32.6		5,011.75	0920	116.7
	2,506.00	0010	26.6		5,298.00	0010	7.6
	2,522.88	0790	177.3	Wtd. Avg. Base	2,256.93		
	2,522.88	0910	33.9	CARIGNANE	900.00	1095	15.6
	2,525.00	0010	4.7		1,000.00	0010	5.3
	2,534.72	0010	593.8		1,150.00	0010	7.3
	2,550.00	0010	22.9		1,800.00	1085	23.6
	2,594.06	6965	40.6		1,850.00	1095	3.1
	2,600.00	0010	235.1	Wtd. Avg. Base	1,383.42		
	2,600.00	0780	20.8	CHARBONO	1,000.00	0010	7.9
	2,600.00	0920	19.2		1,100.00	0910	7.5
	2,600.00	1085	13.2		1,250.00	0910	4.7
	2,606.00	0010	118.1		1,300.00	0010	24.0
	2,607.00	0010	17.8		1,464.50	0010	30.7
	2,608.00	0010	23.1		1,500.00	1095	3.3
	2,625.00	0010	18.7		1,600.00	0200	15.0
	2,626.00	0010	3.6		1,600.00	0775	10.6
	2,648.50	0010	64.2		1,600.00	1195	5.4
	2,650.00	0860	508.0		1,850.00	0770	5.2
	2,650.00	0920	350.6		1,920.00	4840	55.4
	2,666.00	0800	33.4		1,960.00	0920	4.7
	2,666.25	0010	59.9		2,000.00	0805	0.9
	2,666.30	0010	5.9	Wtd. Avg. Base	1,595.75		
	2,677.74	6965	75.6	COUNOISE	1,250.00	0790	0.3
	2,685.00	0010	12.0	Wtd. Avg. Base	1,250.00		
	2,686.96	0010	108.4	DOLCETTO	1,000.00	0010	1.1
	2,687.00	1085	6.6		1,600.00	0010	1.9
	2,690.75	1005	44.2	Wtd. Avg. Base	1,380.00		
	2,696.15	0910	23.4	EARLY BURGUNDY	800.00	0010	4.8
	2,700.00	0010	163.2		900.00	0010	5.4
	2,700.00	0790	40.4		1,800.00	0930	1.1
	2,702.50	0910	0.8	Wtd. Avg. Base	945.13		
	2,750.00	0010	34.1	GAMAY (NAPA)	600.00	0640	56.3
	2,750.00	0920	13.3		750.00	0010	11.2
	2,750.00	0930	14.8		800.00	0010	20.3
	2,760.00	0010	3.7		875.27	0627	124.8
	2,761.42	6220	101.5		900.00	0010	14.1
	2,761.42	6958	6.1		935.00	0780	7.0
	2,761.42	7638	12.1		935.83	0760	6.1
	2,767.00	0010	48.5		950.00	0010	136.0
	2,794.50	7452	13.4		950.00	0660	18.3
	2,800.00	0010	173.3		950.00	4980	21.9
	2,800.00	0910	6.2		950.00	4985	107.2
	2,800.00	7452	34.8		950.00	5135	110.9
	2,825.62	0010	63.2		950.82	0010	51.7
	2,850.00	0010	13.5		1,000.00	0010	4.4
	2,862.00	0010	5.9		1,000.00	7090	69.5
	2,898.00	0010	3.0		1,060.50	6217	13.6
	2,900.00	0010	9.8		1,500.00	0760	2.4
	2,900.00	1085	8.3	Wtd. Avg. Base	913.06		
	3,000.00	0010	210.2	GAMAY BEAUJOLAIS	1,800.00	0930	0.5
	3,000.00	0140	6.5	Wtd. Avg. Base	1,800.00		
	3,000.00	0780	38.4	GRENACHE	1,250.00	0790	1.3
	3,000.00	0920	24.3		2,000.00	1085	0.3
	3,000.00	1070	51.0				
	3,000.00	1085	50.7				
	3,048.20	0010	7.8				
	3,049.00	0010	1.9				
	3,076.00	0010	14.1				
	3,085.49	0910	19.0				
	3,117.10	0010	3.4				
	3,120.00	0010	11.7				
	3,150.00	0010	23.7				
	3,200.00	0010	110.6				
	3,207.52	0920	101.6				
	3,300.00	0010	29.2				
	3,400.00	0010	24.5				
	3,500.00	0010	19.4				
	3,600.00	0010	38.5				

**TABLE 8: BASE PRICE PAID TO GROWERS FOR GRAPES CRUSHED AND DELIVERED TO CALIFORNIA PROCESSORS FROM THE 1998 CROP WITH BRIX FACTORS AND PURCHASED TONNAGE, BY TYPE, VARIETY, REPORTING DISTRICT WHERE GROWN, AND WEIGHTED AVERAGE BASE PRICE.**

District, Type, and Variety	Base Price Per Ton	Brix Factors	Tons
	Dollars	Code a/	

District, Type, and Variety	Base Price Per Ton	Brix Factors	Tons
	Dollars	Code a/	

**DISTRICT 04 (Cont'd.)**

GRENACHE (Cont'd.)			
Wtd. Avg. Base	1,390.63		
MALBEC			
	700.00	0660	8.4
	1,350.00	0010	17.0
	1,630.10	7235	21.1
	1,700.00	0920	2.2
	1,730.18	0910	1.4
	2,000.00	0780	2.3
	2,000.00	0860	2.8
	2,300.00	0010	0.9
	2,500.00	0920	8.7
	2,530.00	0925	0.4
	2,650.00	0860	18.9
	2,650.00	0920	4.5
Wtd. Avg. Base	1,878.44		
MATARO/MOURVEDRE			
	1,800.00	1085	6.4
Wtd. Avg. Base	1,800.00		
MERLOT			
	400.00	0910	1.9
	1,000.00	0010	27.3
	1,100.00	0860	8.6
	1,350.00	0010	12.6
	1,400.00	0010	21.9
	1,453.93	0010	81.0
	1,500.00	0010	140.3
	1,550.00	0010	92.7
	1,550.00	0910	283.3
	1,554.00	0920	2.6
	1,599.47	0010	8.0
	1,600.00	0010	40.4
	1,600.00	1095	24.0
	1,600.00	7452	10.2
	1,650.00	0010	129.3
	1,650.00	7240	186.7
	1,653.75	0010	12.0
	1,700.00	0010	39.8
	1,700.00	0910	5.7
	1,700.00	7452	23.2
	1,713.72	0010	66.6
	1,725.00	0010	15.9
	1,744.71	0860	12.4
	1,750.00	0010	141.3
	1,750.00	0910	7.0
	1,784.00	0010	66.9
	1,789.00	7240	115.3
	1,798.50	7452	131.9
	1,800.00	0010	79.6
	1,800.00	0780	128.4
	1,800.00	0860	9.7
	1,800.00	1015	15.4
	1,800.00	1070	3.3
	1,800.00	1085	8.0
	1,800.00	7452	136.7
	1,803.53	0860	31.8
	1,815.00	0775	24.3
	1,819.13	0010	155.1
	1,825.00	0010	20.0
	1,845.00	1015	14.2
	1,845.89	0010	48.9
	1,850.00	0010	14.8
	1,850.00	0125	4.2
	1,850.00	7452	13.1
	1,850.00	7840	32.1
	1,853.59	0980	459.9
	1,874.25	0010	42.0
	1,874.25	0860	25.2
	1,875.00	1085	30.5
	1,900.00	0010	116.2
	1,900.00	0125	1.4
	1,900.00	0860	100.3
	1,900.00	0910	84.7
	1,900.00	0920	12.8
	1,900.00	1095	4.0

MERLOT (Cont'd.)			
	1,901.77	0010	0.5
	1,901.80	0010	2.7
	1,929.38	0010	132.0
	1,932.00	7335	32.9
	1,938.37	0010	14.8
	1,938.57	0010	134.7
	1,938.57	1000	22.8
	1,938.57	1015	73.6
	1,938.57	1095	6.7
	1,938.57	7452	153.0
	1,939.00	0010	17.6
	1,939.00	0125	17.9
	1,939.90	0010	243.6
	1,940.00	1095	237.4
	1,944.00	7840	37.8
	1,944.13	0010	41.9
	1,944.13	7840	46.0
	1,950.00	0010	40.6
	1,950.00	0910	22.0
	1,950.00	0920	10.3
	1,951.01	0010	31.8
	1,962.67	0010	29.1
	1,962.67	0860	30.6
	1,968.36	0010	16.7
	1,968.36	0920	5.9
	1,975.00	0010	16.3
	1,984.50	0010	54.7
	2,000.00	0010	325.2
	2,000.00	0125	67.5
	2,000.00	0780	17.5
	2,000.00	0910	25.4
	2,000.00	0920	31.2
	2,000.00	1005	53.8
	2,000.00	1070	2.0
	2,000.00	1080	39.7
	2,000.00	1085	30.7
	2,000.00	1135	8.1
	2,000.00	6220	345.8
	2,000.00	7336	18.8
	2,000.00	7452	2.3
	2,008.50	0860	6.3
	2,018.00	1095	15.1
	2,022.48	0010	65.7
	2,035.00	0010	124.3
	2,035.50	0010	105.0
	2,036.00	0010	3.2
	2,038.57	0910	10.7
	2,038.97	0010	17.8
	2,039.00	0010	72.8
	2,040.00	0920	3.6
	2,041.34	7840	115.9
	2,050.00	0125	2.9
	2,050.00	0910	20.3
	2,051.01	0010	12.7
	2,066.92	0010	137.6
	2,067.88	0010	5.5
	2,071.00	0010	6.5
	2,075.00	7837	1.0
	2,082.01	0910	9.6
	2,088.57	0125	26.5
	2,100.00	0010	136.7
	2,100.00	0910	68.2
	2,100.00	1005	31.5
	2,100.00	1135	10.3
	2,100.00	6965	3.4
	2,100.00	7335	51.4
	2,100.00	7452	34.6
	2,100.00	7740	95.7
	2,120.68	0920	172.9
	2,132.42	1012	39.4
	2,132.43	0010	2.9
	2,132.43	7452	26.8
	2,132.90	6220	246.8
	2,133.00	0910	13.7
	2,133.85	0010	1.7
	2,133.89	0010	83.3
	2,133.89	0790	2.7
	2,134.84	0010	19.4
	2,138.57	0125	11.7

**TABLE 8: BASE PRICE PAID TO GROWERS FOR GRAPES CRUSHED AND DELIVERED TO CALIFORNIA PROCESSORS FROM THE 1998 CROP WITH BRIX FACTORS AND PURCHASED TONNAGE, BY TYPE, VARIETY, REPORTING DISTRICT WHERE GROWN, AND WEIGHTED AVERAGE BASE PRICE.**

District, Type, and Variety	Base Price Per Ton	Brix Factors	Tons	District, Type, and Variety	Base Price Per Ton	Brix Factors	Tons
	Dollars	Code a/			Dollars	Code a/	
<b>DISTRICT 04 (Cont'd.)</b>							
MERLOT (Cont'd.)	2,150.00	0010	27.8	MERLOT (Cont'd.)	2,484.00	0010	9.3
	2,150.00	0910	3.6		2,490.20	0790	23.5
	2,150.00	1085	4.5		2,493.70	6965	67.5
	2,150.00	6965	52.3		2,500.00	0010	253.7
	2,150.00	7335	6.6		2,500.00	0200	4.4
	2,150.00	7837	16.3		2,500.00	0780	15.9
	2,165.14	0860	23.7		2,500.00	0860	49.6
	2,173.00	0010	14.1		2,500.00	0910	16.9
	2,173.49	0010	83.7		2,500.00	0920	65.3
	2,186.89	0860	34.7		2,500.00	1095	10.4
	2,189.90	0910	35.9		2,520.00	0010	97.4
	2,195.69	0010	60.3		2,520.00	0920	7.5
	2,200.00	0010	461.6		2,522.88	0790	33.9
	2,200.00	0125	19.6		2,525.00	0010	12.7
	2,200.00	0140	3.7		2,550.00	0010	3.2
	2,200.00	0920	5.5		2,550.00	1005	155.0
	2,200.00	1005	11.6		2,600.00	0010	41.7
	2,200.00	1080	107.7		2,605.00	0010	71.5
	2,200.00	1085	5.6		2,616.00	0010	1.0
	2,200.00	1095	8.1		2,640.00	0010	22.4
	2,200.00	6220	59.9		2,662.00	0010	8.4
	2,200.00	7452	251.7		2,666.00	0775	1.3
	2,200.00	8354	51.7		2,666.25	0010	3.8
	2,210.96	7452	5.8		2,700.00	0140	2.8
	2,225.00	0010	16.3		2,715.86	0010	7.6
	2,229.00	0010	4.2		2,724.66	0010	7.9
	2,229.36	0010	39.3		2,750.00	0010	2.7
	2,230.00	0010	24.2		2,750.00	0920	16.6
	2,230.88	0010	1.8		2,764.00	0010	11.1
	2,230.89	0010	24.3		2,766.00	0010	27.1
	2,230.89	0790	18.2		2,771.80	0010	87.3
	2,240.00	0010	26.1		2,772.00	0010	19.1
	2,250.00	0010	19.2		2,794.50	7452	6.2
	2,269.82	0010	20.2		2,800.00	0660	2.5
	2,279.00	1085	3.3		2,862.55	0790	4.0
	2,283.00	0010	19.6		2,885.00	0010	12.4
	2,288.57	0125	0.2		2,900.00	1085	0.8
	2,300.00	0010	196.4		2,900.00	1095	2.3
	2,300.00	0140	4.3		2,925.00	0010	4.1
	2,300.00	0200	19.5		2,935.95	0010	30.0
	2,300.00	0780	21.9		3,000.00	0010	40.2
	2,300.00	0930	9.9		3,000.00	0780	6.4
	2,300.00	1080	47.7		3,000.00	0790	9.1
	2,300.00	7840	31.7		3,000.00	0910	29.5
	2,326.00	1085	6.4		3,080.00	0010	17.2
	2,326.28	0780	16.9		3,085.49	0910	14.5
	2,326.28	1005	2.9		3,260.00	0010	26.5
	2,326.28	1015	47.7		3,400.00	0010	3.4
	2,326.28	1085	8.6		3,500.00	0010	16.4
	2,326.28	7452	21.7		3,600.00	0010	2.8
	2,326.91	0010	12.7		4,000.00	0010	14.4
	2,327.88	0010	13.9		4,000.00	0910	2.8
	2,327.88	0780	17.6		4,000.00	0920	0.5
	2,328.00	0010	178.7		4,500.00	0010	15.4
	2,350.00	0010	14.5	Wtd. Avg. Base	2,077.67		
	2,350.00	0920	5.0	MEUNIER	1,212.75	0010	42.1
	2,360.00	0010	11.6		1,264.00	0010	16.1
	2,361.00	0010	27.1		1,500.00	0010	7.2
	2,373.16	0010	245.2		1,500.00	0400	54.5
	2,375.00	0010	13.1	Wtd. Avg. Base	1,367.45		
	2,390.74	0010	17.7	PETIT VERDOT	1,500.00	0010	5.6
	2,397.70	0010	14.0		1,575.00	0920	0.5
	2,400.00	0010	31.6		2,000.00	0010	5.6
	2,400.00	0780	6.7		2,000.00	0930	2.2
	2,400.00	0990	5.3		2,000.00	7336	20.1
	2,400.00	1005	19.2		2,130.00	0010	7.7
	2,400.00	1085	3.2		2,147.25	0010	0.7
	2,412.59	7240	27.5		2,237.75	0010	6.8
	2,419.00	0010	28.3		2,300.00	0010	2.6
	2,423.21	0010	5.5		2,344.00	0910	3.9
	2,425.00	0010	24.5		2,344.31	0010	2.2
	2,431.00	0010	11.7		2,450.00	0010	1.8
	2,438.57	0010	9.3		2,467.00	0010	10.4
	2,450.00	0920	9.7		2,500.00	0010	5.2
	2,450.00	7335	26.5		2,557.43	0010	2.5
	2,467.50	0010	41.9				
	2,470.00	0010	21.2				

**TABLE 8: BASE PRICE PAID TO GROWERS FOR GRAPES CRUSHED AND DELIVERED TO CALIFORNIA PROCESSORS FROM THE 1998 CROP WITH BRIX FACTORS AND PURCHASED TONNAGE, BY TYPE, VARIETY, REPORTING DISTRICT WHERE GROWN, AND WEIGHTED AVERAGE BASE PRICE.**

District, Type, and Variety	Base Price Per Ton	Brix Factors	Tons	District, Type, and Variety	Base Price Per Ton	Brix Factors	Tons
	Dollars	Code a/			Dollars	Code a/	
<b>DISTRICT 04 (Cont'd.)</b>				PINOT NOIR (Cont'd.)			
PETIT VERDOT (Cont'd.)	2,557.43	0915	14.0		1,500.00	7735	8.1
	2,557.43	1085	2.6		1,501.28	0400	32.5
	2,600.00	0010	0.4		1,522.50	0010	9.1
	2,600.00	0775	2.0		1,543.50	0010	261.1
	2,650.00	0860	2.5		1,555.00	4840	16.0
	2,900.00	1095	0.5		1,575.00	0010	5.6
	3,000.00	0010	10.6		1,587.56	0400	13.2
	3,120.00	0010	1.4		1,599.97	0010	20.8
	3,383.00	0010	0.7		1,600.00	0010	15.2
	3,895.00	0010	2.7		1,610.31	1000	0.3
	3,895.40	0010	10.9		1,610.89	0010	1.4
	3,900.00	0010	3.4		1,650.00	7452	5.3
	4,000.00	0010	6.6		1,650.00	8364	5.5
	4,000.00	0920	1.0		1,653.75	0010	196.1
	4,687.00	0790	2.3		1,681.34	0010	68.5
					1,700.00	0855	111.4
					1,750.00	0010	10.7
					1,750.00	0140	2.1
Wtd. Avg. Base	2,658.31				1,750.00	0910	2.7
					1,750.00	7340	6.2
PETITE SIRAH	950.00	0010	1.9		1,750.49	0855	44.4
	1,200.00	0910	3.9		1,770.00	7840	3.5
	1,300.00	0010	9.7		1,772.00	0010	4.2
	1,300.00	1095	1.1		1,784.30	0010	166.8
	1,400.00	0910	2.9		1,800.00	0010	14.6
	1,400.00	1085	1.1		1,800.00	5135	32.7
	1,400.00	1095	16.5		1,800.00	7150	56.0
	1,400.00	7090	52.5		1,800.00	7840	21.5
	1,500.00	0010	4.7		1,802.00	0010	53.7
	1,500.00	0910	1.0		1,803.53	0855	31.8
	1,500.00	0930	0.7		1,810.31	0010	8.9
	1,500.00	1045	7.6		1,822.15	0510	51.7
	1,500.00	1085	0.5		1,850.00	0010	15.6
	1,600.00	0010	3.2		1,850.00	0920	9.4
	1,600.00	0910	12.8		1,850.00	7150	7.9
	1,650.00	0010	3.3		1,898.99	0010	14.0
	1,658.40	0010	6.2		1,900.00	0010	26.5
	1,687.50	0775	4.7		1,900.00	5135	19.9
	1,717.00	0010	55.2		1,900.00	7150	16.0
	1,800.00	0010	48.5		1,950.00	0860	69.2
	1,800.00	0930	2.1		1,950.00	1085	20.1
	1,800.00	1000	21.8		1,970.00	0010	4.6
	1,800.00	1085	19.9		2,000.00	0010	150.5
	1,800.00	1205	4.2		2,000.00	0780	5.7
	1,850.00	1095	22.6		2,000.00	0855	20.4
	1,900.00	0010	15.2		2,000.00	0920	99.0
	2,000.00	1100	5.5		2,000.00	7273	27.9
	2,000.00	7840	2.9		2,000.00	7840	12.3
	2,160.00	0920	44.6		2,082.00	1070	144.4
	2,200.00	0140	47.8		2,100.00	0010	4.1
	2,200.00	1195	4.0		2,100.00	0920	29.9
	2,230.00	0010	0.6		2,100.00	1085	11.8
	2,300.00	0010	6.0		2,100.00	7840	6.1
	2,600.00	0010	2.2		2,150.00	0920	18.1
	3,000.00	0010	5.1		2,192.00	0010	14.1
	3,000.00	8230	11.6		2,200.00	0010	3.9
	3,400.00	0010	14.7		2,250.00	0920	5.1
	3,500.00	1085	6.1		2,300.00	0010	9.9
					2,400.00	0010	1.2
Wtd. Avg. Base	1,899.95				2,400.00	0920	17.6
					2,500.00	0010	37.5
PINOT NOIR	800.00	0010	4.4		2,500.00	0805	2.4
	1,000.00	0910	4.0		2,500.00	0860	9.6
	1,091.22	0010	0.7		2,500.00	0910	1.5
	1,207.41	0010	30.8		2,500.00	1085	1.7
	1,300.00	0010	18.9		2,559.84	6220	18.8
	1,323.00	0010	170.5		2,654.65	6220	19.8
	1,350.00	0010	44.4		2,800.00	1070	2.5
	1,375.88	0400	6.7		3,000.00	0010	11.2
	1,389.15	0010	13.0		3,000.00	0140	9.2
	1,398.00	0010	130.4		3,000.00	1085	8.4
	1,400.00	0010	74.4		3,354.00	0790	66.2
	1,440.38	0400	167.1				
	1,450.00	0010	43.0	Wtd. Avg. Base	1,761.25		
	1,470.00	0010	32.8				
	1,488.38	0010	18.7	SANGIOVETO/SANGIOVESE	1,200.00	0910	114.7
	1,500.00	0010	48.4		1,300.00	0010	75.9
	1,500.00	0400	60.5		1,545.00	0010	19.9
	1,500.00	0920	2.4		1,550.00	7957	3.0

**TABLE 8: BASE PRICE PAID TO GROWERS FOR GRAPES CRUSHED AND DELIVERED TO CALIFORNIA PROCESSORS FROM THE 1998 CROP WITH BRIX FACTORS AND PURCHASED TONNAGE, BY TYPE, VARIETY, REPORTING DISTRICT WHERE GROWN, AND WEIGHTED AVERAGE BASE PRICE.**

District, Type, and Variety	Base Price Per Ton	Brix Factors	Tons	District, Type, and Variety	Base Price Per Ton	Brix Factors	Tons
	Dollars	Code a/			Dollars	Code a/	
<b>DISTRICT 04 (Cont'd.)</b>				ZINFANDEL (Cont'd.)	650.00	2000	364.0
SANGIOVETO/SANGIOVESE (Cont'd.)	1,600.00	0010	12.7		660.00	0470	158.8
	1,600.00	1095	8.0		700.00	0910	0.7
	1,650.00	0010	1.8		877.00	0010	1.3
	1,650.00	0125	11.5		975.00	0010	13.6
	1,690.82	0860	10.0		975.00	0930	20.8
	1,700.00	0920	2.7		976.00	1105	0.8
	1,700.00	0930	2.9		1,000.00	0010	24.5
	1,732.50	0010	19.3		1,000.00	0670	42.9
	1,743.98	0855	5.8		1,000.00	1000	0.3
	1,744.00	1095	61.4		1,000.00	6518	48.7
	1,750.00	0925	33.0		1,179.00	0010	8.2
	1,759.41	0010	14.5		1,179.50	0010	1.5
	1,794.00	0125	18.2		1,200.00	0010	66.4
	1,800.00	0010	8.5		1,200.00	0670	9.2
	1,800.00	0125	5.9		1,200.00	0920	168.1
	1,800.00	0860	58.6		1,200.00	1195	1.6
	1,800.00	1085	3.5		1,200.00	7245	62.8
	1,800.00	7452	10.5		1,250.00	0010	6.5
	1,831.00	0860	23.6		1,250.00	0860	33.7
	1,831.00	0925	5.2		1,250.00	1085	18.3
	1,831.18	0010	4.0		1,250.00	7452	9.5
	1,950.00	0930	33.3		1,260.14	0010	44.5
	1,965.00	0010	14.0		1,273.08	0860	28.1
	2,000.00	0010	47.8		1,296.75	0860	15.5
	2,000.00	0920	1.1		1,300.00	0010	3.6
	2,000.00	1015	3.8		1,300.00	1095	0.9
	2,000.00	1085	5.1		1,300.00	1150	6.5
	2,000.00	1095	8.7		1,318.68	0930	9.1
	2,000.00	8186	10.0		1,350.00	0010	5.8
	2,092.78	0010	25.7		1,391.00	0910	13.5
	2,093.00	0010	99.1		1,400.00	0010	22.4
	2,100.00	1120	25.9		1,400.00	0140	13.6
	2,144.02	7452	2.2		1,400.00	0930	1.0
	2,200.00	0010	11.2		1,406.08	0010	17.3
	2,200.00	0805	0.1		1,450.00	0010	5.4
	4,500.00	1022	3.1		1,470.00	1095	19.4
					1,500.00	0010	60.9
Wtd. Avg. Base	1,744.09				1,500.00	0860	0.1
					1,500.00	0930	0.8
SYRAH/FRENCH SYRAH-SHIRAZ	800.00	0010	0.9		1,500.00	1095	5.7
	1,200.00	0920	14.4		1,500.00	1185	4.5
	1,575.00	0010	6.9		1,500.00	1195	4.3
	1,600.00	1070	11.9		1,512.00	0775	5.4
	1,781.86	0010	3.1		1,550.00	0930	5.6
	1,782.00	1095	46.4		1,555.00	0010	9.3
	1,800.00	0010	7.8		1,600.00	0010	148.8
	1,831.84	1015	23.3		1,600.00	0920	0.7
	1,832.00	1085	12.1		1,600.00	0930	60.7
	1,850.00	0010	10.7		1,600.00	1135	3.1
	1,852.20	0010	9.2		1,600.00	7273	38.0
	1,900.00	0770	12.0		1,600.00	7758	18.8
	2,000.00	0010	12.8		1,600.00	7840	16.2
	2,000.00	0780	4.0		1,603.25	0010	15.6
	2,000.00	0910	4.6		1,650.00	0010	80.0
	2,000.00	1015	10.4		1,650.00	0930	0.3
	2,033.00	1085	2.8		1,650.00	7735	78.1
	2,100.00	0010	5.9		1,666.00	1085	48.9
	2,130.59	0010	5.6		1,700.00	0010	27.9
	2,225.00	0010	5.8		1,700.00	0930	20.8
	2,300.00	0780	7.8		1,700.00	1085	34.9
	2,400.00	0010	9.2		1,750.00	1095	3.6
	2,404.00	1095	11.7		1,800.00	0010	44.9
	2,420.00	0920	19.5		1,800.00	0910	35.6
	2,500.00	0790	8.2		1,800.00	0930	44.1
	2,509.57	0920	17.4		1,800.00	1085	20.2
	3,000.00	0920	6.8		1,800.00	1145	3.3
					1,818.00	0010	2.9
Wtd. Avg. Base	1,995.41				1,850.00	0010	2.5
					1,885.00	0010	21.4
TEMPRANILLO	1,500.00	0930	2.4		1,900.00	0010	11.7
					1,987.00	0775	6.1
Wtd. Avg. Base	1,500.00				2,000.00	0010	134.1
					2,000.00	0140	48.9
ZINFANDEL	600.00	0010	585.0		2,000.00	0930	20.2
	600.00	1825	58.0		2,000.00	1000	6.9
	600.00	1840	460.6		2,000.00	1005	57.8
	600.00	1995	758.9		2,000.00	1095	34.1
					2,000.00	1100	2.0

**TABLE 8: BASE PRICE PAID TO GROWERS FOR GRAPES CRUSHED AND DELIVERED TO CALIFORNIA PROCESSORS FROM THE 1998 CROP WITH BRIX FACTORS AND PURCHASED TONNAGE, BY TYPE, VARIETY, REPORTING DISTRICT WHERE GROWN, AND WEIGHTED AVERAGE BASE PRICE.**

District, Type, and Variety	Base Price Per Ton	Brix Factors	Tons	District, Type, and Variety	Base Price Per Ton	Brix Factors	Tons
	Dollars	Code a/			Dollars	Code a/	
<b>DISTRICT 04 (Cont'd.)</b>				VIOGNIER	500.00	7650	13.2
ZINFANDEL (Cont'd.)	2,068.24	0010	21.1		1,000.00	0805	3.3
	2,100.00	0010	41.0		1,000.00	7452	8.1
	2,200.00	0010	14.7	Wtd. Avg. Base	731.71		
	2,200.00	1095	3.4	<b>WINE GRAPES (RED)</b>			
	2,300.00	1195	8.6	ALICANTE BOUSCHET	1,000.00	0010	0.8
	2,333.08	0010	4.0	Wtd. Avg. Base	1,000.00		
	2,400.00	0930	7.6	CABERNET FRANC	1,000.00	7452	3.2
	2,424.00	1195	11.4	Wtd. Avg. Base	1,000.00		
	2,500.00	0775	2.5	CABERNET SAUVIGNON	767.00	7752	22.5
	2,525.00	0010	2.7		825.00	7050	1,011.0
	2,650.00	0010	10.4		900.00	0010	2.2
	2,700.00	0930	3.9		1,000.00	0010	314.5
	2,900.00	0010	3.8		1,000.00	7452	15.3
	2,900.00	1195	21.7		1,200.00	0775	10.6
	3,000.00	1195	13.0		1,200.00	7452	32.0
	3,025.00	1195	8.2		1,400.00	0010	134.6
Wtd. Avg. Base	1,081.90				1,400.00	7733	258.1
OTHER RED	400.00	0010	1.5	Wtd. Avg. Base	990.68		
	1,000.00	1085	2.5	CARIGNANE	600.00	0010	4.4
	1,400.00	0860	4.9		900.00	0010	28.0
	1,500.00	0010	4.9		950.00	0200	15.0
	1,500.00	1070	0.7		1,200.00	0010	8.9
	2,500.00	0860	1.7	Wtd. Avg. Base	937.30		
Wtd. Avg. Base	1,395.68			DOLCETTO	1,600.00	0670	15.5
<b>DISTRICT 05</b>				Wtd. Avg. Base	1,600.00		
<b>WINE GRAPES (WHITE)</b>				EARLY BURGUNDY	850.00	0010	8.2
CHARDONNAY	725.00	7090	150.7	Wtd. Avg. Base	850.00		
	734.00	6142	66.3	GAMAY (NAPA)	400.00	0200	96.0
	750.00	0010	13.1		700.00	5190	24.9
	750.00	7240	127.8		750.00	0010	103.7
	800.00	7050	352.8		900.00	7090	18.7
	800.00	7090	607.5		950.00	4980	83.1
	800.00	7648	71.1		950.00	5135	151.9
	850.00	5300	30.9	Wtd. Avg. Base	1,000.00	0010	4.6
	1,000.00	0010	126.2	MERLOT	700.00	7240	155.5
	1,100.00	7452	23.5		750.00	7240	204.7
	1,200.00	1070	6.7		1,000.00	0010	124.6
	1,400.00	0010	958.3		1,200.00	0805	7.0
	1,400.00	7733	390.5		1,300.00	0010	139.3
	1,450.00	7452	469.4		1,300.00	7452	159.0
	1,500.00	5218	45.3		1,350.00	0010	356.1
	1,500.00	7840	300.5		1,350.00	7365	175.8
	1,592.53	0010	94.3		1,400.00	7840	132.4
	1,592.53	7840	269.4		1,650.00	0780	18.2
	1,600.00	0805	12.6		1,650.00	7840	19.0
	1,615.91	0010	226.4		1,752.46	0010	73.2
Wtd. Avg. Base	1,226.70				1,800.00	0010	19.3
CHENIN BLANC	350.00	0200	380.4		1,800.00	0910	70.7
	400.00	2780	149.3		2,178.49	0010	12.7
	600.00	5135	32.4	Wtd. Avg. Base	1,238.93		
Wtd. Avg. Base	377.69			PETITE SIRAH	775.00	1095	0.5
FRENCH COLOMBARD	275.00	0010	11.6		1,100.00	0010	12.3
	575.00	3215	46.5		1,200.00	0010	28.7
	575.00	5135	81.2	Wtd. Avg. Base	1,165.24		
Wtd. Avg. Base	550.02			PINOT NOIR	1,000.00	0010	18.5
SAUVIGNON BLANC	550.00	2955	46.7		1,300.00	0010	89.0
	600.00	0010	128.8				
	600.00	7300	249.5				
	700.00	0010	46.5				
	800.00	0010	59.5				
Wtd. Avg. Base	626.77						
SYMPHONY	310.00	0200	283.4				
Wtd. Avg. Base	310.00						

**TABLE 8: BASE PRICE PAID TO GROWERS FOR GRAPES CRUSHED AND DELIVERED TO CALIFORNIA PROCESSORS FROM THE 1998 CROP WITH BRIX FACTORS AND PURCHASED TONNAGE, BY TYPE, VARIETY, REPORTING DISTRICT WHERE GROWN, AND WEIGHTED AVERAGE BASE PRICE.**

District, Type, and Variety	Base Price Per Ton	Brix Factors	Tons
	Dollars	Code a/	

District, Type, and Variety	Base Price Per Ton	Brix Factors	Tons
	Dollars	Code a/	

**DISTRICT 05 (Cont'd.)**

PINOT NOIR (Cont'd.)			
Wtd. Avg. Base	1,248.37		
SANGIOVETO/SANGIOVESE			
	1,100.00	7945	1.4
	1,300.00	7452	10.4
	1,400.00	1120	8.4
	1,600.00	0930	26.5
Wtd. Avg. Base	1,482.23		
SYRAH/FRENCH SYRAH-SHIRAZ			
	775.00	1095	2.8
	1,100.00	0010	19.5
	1,650.00	0125	30.2
	1,650.00	0910	9.8
Wtd. Avg. Base	1,438.52		
ZINFANDEL			
	450.00	0010	68.7
	600.00	1995	337.6
	1,000.00	0010	8.0
	1,050.00	0200	10.3
	1,100.00	1085	26.0
	1,350.00	0010	4.5
	1,900.00	0010	17.1
Wtd. Avg. Base	676.52		

**DISTRICT 06**

**TABLE GRAPES**

BLACK PRINCE/ROSE OF PERU	600.00	0760	7.3
Wtd. Avg. Base	600.00		

**WINE GRAPES (WHITE)**

CHARDONNAY			
	1,000.00	0910	1.5
	1,050.00	0010	162.6
	1,100.00	0010	20.5
	1,100.00	0910	140.7
	1,190.00	6920	52.7
	1,200.00	0010	1.0
	1,200.00	0910	10.8
	1,200.00	7452	2,007.5
	1,250.00	0010	817.7
	1,300.00	0010	67.6
	1,300.00	1005	21.8
	1,360.00	0990	5.1
	1,400.00	0780	18.5
	1,400.00	0910	0.9
	1,420.00	0910	9.0
	1,435.05	0910	9.1
	1,450.00	0200	148.1
	1,450.00	0910	42.6
	1,450.00	0920	20.3
	1,467.00	0910	1.2
	1,487.84	7050	163.8
	1,500.00	0920	11.1
	1,550.00	0910	2.2
	1,596.00	1085	23.9
	1,600.00	0010	0.2
	1,600.00	0910	65.9
	1,600.00	0920	43.5
	1,610.00	0010	3.1
	1,650.00	0010	41.7
	1,650.00	0920	3.3
	1,650.00	7452	417.5
	1,689.05	1015	334.7
	1,700.00	0010	14.6
	1,700.00	7065	257.4
	1,700.00	7840	173.9
	1,778.19	0010	9.2
	1,800.00	0010	14.2
	1,800.00	0920	4.6
	1,850.00	0010	25.2
	1,900.00	0010	4.9
	2,000.00	0010	15.6

CHARDONNAY (Cont'd.)			
	2,000.00	0780	3.8
	2,000.00	0910	9.7
	2,000.00	0920	15.9
	2,000.00	1015	10.0
	2,100.00	0010	4.7
	2,200.00	0010	7.5
	2,200.00	0780	3.7
	2,200.00	0920	12.0
	2,300.00	0910	2.1
	2,300.00	0920	10.9
	2,500.00	0140	6.4
	2,600.00	0010	1.3
	3,500.00	0010	3.3
Wtd. Avg. Base	1,372.47		
CHENIN BLANC			
	450.00	0010	5.7
	800.00	0010	3.3
Wtd. Avg. Base	578.33		
FRENCH COLOMBARD			
	235.00	0010	90.9
Wtd. Avg. Base	235.00		
GEWURZTRAMINER			
	700.00	0010	2.6
	908.00	0010	23.1
Wtd. Avg. Base	886.96		
MALVASIA BIANCA			
	1,700.87	0780	74.9
Wtd. Avg. Base	1,700.87		
MARSANNE			
	1,300.00	0770	4.7
	1,450.00	0770	3.6
	1,500.00	0010	0.8
	1,600.00	0925	5.5
Wtd. Avg. Base	1,460.96		
MUSCAT BLANC/M CANELLI			
	550.00	0780	3.6
	1,500.00	0650	7.7
Wtd. Avg. Base	1,197.35		
PALOMINO/G CHASSELAS			
	225.00	0550	7.4
	600.00	0115	2.2
	800.00	0760	22.9
	850.00	0010	0.9
Wtd. Avg. Base	660.78		
PINOT BLANC			
	1,000.00	0770	8.8
	1,200.00	0920	2.1
Wtd. Avg. Base	1,038.53		
PINOT GRIS			
	1,200.00	0010	2.2
	1,400.00	7065	18.4
	1,500.00	0770	9.0
	1,576.05	7452	6.4
	1,650.00	0010	7.0
Wtd. Avg. Base	1,477.60		
ROUSANNE			
	1,600.00	0770	1.5
Wtd. Avg. Base	1,600.00		
SAUVIGNON BLANC			
	325.00	0550	8.7
	550.00	0760	3.6
	600.00	0910	2.1
	600.00	7452	112.7
	850.00	0010	16.3
	1,000.00	0010	42.8
Wtd. Avg. Base	700.01		



**TABLE 8: BASE PRICE PAID TO GROWERS FOR GRAPES CRUSHED AND DELIVERED TO CALIFORNIA PROCESSORS FROM THE 1998 CROP WITH BRIX FACTORS AND PURCHASED TONNAGE, BY TYPE, VARIETY, REPORTING DISTRICT WHERE GROWN, AND WEIGHTED AVERAGE BASE PRICE.**

District, Type, and Variety	Base Price Per Ton	Brix Factors	Tons	District, Type, and Variety	Base Price Per Ton	Brix Factors	Tons
	Dollars	Code a/			Dollars	Code a/	
<b>DISTRICT 06 (Cont'd.)</b>							
SEMILLON	550.00	0760	3.6	CABERNET SAUVIGNON (Cont'd.)	1,800.00	0010	1.5
	715.00	0910	4.1		1,800.00	0920	16.0
	800.00	0910	4.7		1,940.00	0920	19.1
	850.00	0010	4.3		2,000.00	0010	0.3
	878.05	0910	8.7		2,000.00	1005	0.3
Wtd. Avg. Base	786.04				2,000.00	7330	3.5
					2,155.00	0010	8.2
SYLVANER	350.00	0010	4.4		2,155.00	0920	4.0
Wtd. Avg. Base	350.00				2,300.00	0010	49.7
					2,300.00	1015	3.5
TOCAI FRIULANO	1,350.00	0760	2.5		2,400.00	0010	1.0
	1,500.00	0650	23.0		2,500.00	0140	1.2
Wtd. Avg. Base	1,485.29				2,500.00	0780	8.8
					2,500.00	0920	5.0
VERNACCIA	1,500.00	0640	4.2		2,700.00	0010	12.2
Wtd. Avg. Base	1,500.00				2,750.00	0010	2.8
				Wtd. Avg. Base	1,278.90		
VIOGNIER	750.00	1085	3.2	CARIGNANE	400.00	0010	2.4
	800.00	0920	3.6		600.00	0010	75.8
	1,060.50	6142	154.9		600.00	1085	15.6
	1,500.00	0010	1.9		650.00	1095	42.6
	1,900.00	0010	0.6		700.00	0780	15.0
Wtd. Avg. Base	1,056.89				750.00	0010	11.5
					750.00	1085	16.0
WHITE RIESLING	700.00	0760	5.5		775.00	1085	0.9
	700.00	0780	2.9		800.00	0010	77.3
Wtd. Avg. Base	700.00				840.00	1085	41.3
					899.00	1085	9.8
OTHER WHITE	350.00	0010	2.7		1,000.00	1085	62.6
	700.00	0780	1.6		1,000.00	7598	46.8
	1,300.00	0200	2.5		1,074.95	0780	58.8
	1,500.00	0660	26.8		1,650.00	0125	10.3
Wtd. Avg. Base	1,354.61			Wtd. Avg. Base	842.94		
				CINSAULT	675.00	0650	8.0
					950.00	0650	0.7
				Wtd. Avg. Base	697.13		
				DOLCETTO	1,650.00	0010	4.5
				Wtd. Avg. Base	1,650.00		
				FREISA	1,600.00	0670	8.5
					1,650.00	0010	3.5
				Wtd. Avg. Base	1,614.58		
				GRENACHE	675.00	0910	0.4
					1,000.00	0910	6.2
					1,350.00	0010	9.1
					1,577.06	0010	51.5
					2,000.00	0010	0.3
				Wtd. Avg. Base	1,489.98		
				MALBEC	1,500.00	0010	0.1
					1,600.00	0920	0.6
				Wtd. Avg. Base	1,585.71		
				MATARO/MOURVEDRE	500.00	1085	5.5
					700.00	0930	36.7
					700.00	1085	8.4
					750.00	1085	7.0
					800.00	0780	5.8
					800.00	1085	28.4
					800.00	1095	40.2
					800.00	8150	27.8
					950.00	1085	12.4
					1,000.00	0010	0.6
					1,000.00	1085	17.1
					1,100.00	0920	20.4
					1,200.00	0010	64.1
					1,200.00	0920	4.9
					1,200.00	1085	147.1
<b>WINE GRAPES (RED)</b>							
ALICANTE BOUSCHET	850.00	0910	2.5				
	1,000.00	0910	10.5				
	1,650.00	0125	0.6				
Wtd. Avg. Base	1,001.10						
CABERNET FRANC	1,000.00	0010	1.0				
	1,400.00	0910	2.4				
	1,400.00	0920	3.9				
	1,450.69	0010	46.0				
	1,500.00	0010	1.6				
	1,600.00	0010	1.6				
	1,940.00	0920	9.1				
	2,155.00	0010	2.1				
	2,500.00	1085	4.0				
Wtd. Avg. Base	1,585.65						
CABERNET SAUVIGNON	1,050.00	0010	235.5				
	1,100.00	0010	20.9				
	1,125.00	0010	545.8				
	1,200.00	0010	98.3				
	1,200.00	0910	2.8				
	1,300.00	0920	1.6				
	1,400.00	0010	16.2				
	1,400.00	0780	4.5				
	1,400.00	0910	6.8				
	1,400.00	0920	9.9				
	1,436.00	1045	6.2				
	1,500.00	0010	29.5				
	1,500.00	0910	1.5				
	1,600.00	0010	7.9				
	1,650.00	0010	0.2				
	1,650.00	0920	10.8				

**TABLE 8: BASE PRICE PAID TO GROWERS FOR GRAPES CRUSHED AND DELIVERED TO CALIFORNIA PROCESSORS FROM THE 1998 CROP WITH BRIX FACTORS AND PURCHASED TONNAGE, BY TYPE, VARIETY, REPORTING DISTRICT WHERE GROWN, AND WEIGHTED AVERAGE BASE PRICE.**

District, Type, and Variety	Base Price Per Ton	Brix Factors	Tons	District, Type, and Variety	Base Price Per Ton	Brix Factors	Tons
	Dollars	Code a/			Dollars	Code a/	
<b>DISTRICT 06 (Cont'd.)</b>				PETITE SIRAH (Cont'd.)			
MATARO/MOURVEDRE (Cont'd.)	1,250.00	1085	7.9	Wtd. Avg. Base	969.03		
	1,300.00	0910	20.5	PINOT NOIR	1,000.00	0010	1.5
	1,400.00	0780	8.5		1,000.00	0920	1.5
	1,400.00	1095	6.5		1,650.00	0910	1.1
	1,500.00	0920	31.4		1,700.00	0010	3.7
	1,600.00	1095	74.9		1,750.00	0010	1.1
	1,950.00	0010	17.2		1,790.00	0010	0.9
	2,000.00	0010	9.1		1,800.00	7452	48.9
Wtd. Avg. Base	1,176.59				1,850.00	0780	0.2
MERLOT	800.00	0910	2.3		1,875.00	0010	11.4
	900.00	0010	4.4		2,000.00	0010	17.9
	900.00	7752	18.9		2,200.00	0010	2.2
	1,030.00	0010	215.4		2,200.00	0920	6.8
	1,050.00	0010	188.7		2,200.00	1070	1.5
	1,200.00	0010	0.8		2,299.61	0010	1.0
	1,200.00	0920	9.0		2,299.61	1095	54.3
	1,200.00	7452	361.2		2,300.00	0010	3.8
	1,300.00	7615	24.5		2,350.00	0770	0.7
	1,385.62	0200	72.5		2,400.00	0930	1.8
	1,400.00	0910	4.6		2,400.00	1015	2.0
	1,400.00	0920	4.2		2,600.00	0010	0.8
	1,400.00	1070	1.1	Wtd. Avg. Base	2,035.93		
	1,450.00	0910	3.3	REFOSCO/MONDEUSE	1,650.00	0010	5.3
	1,450.00	1080	22.0	Wtd. Avg. Base	1,650.00		
	1,496.73	0010	0.2	SALVADOR	450.00	0010	2.3
	1,500.00	0010	22.6	Wtd. Avg. Base	450.00		
	1,500.00	0910	5.4	SANGIOVETO/SANGIOVESE	900.00	0780	6.4
	1,500.00	0920	31.4		1,400.00	0010	2.5
	1,550.00	0010	37.9		1,500.00	0910	2.2
	1,550.00	7840	78.7		3,000.00	0010	0.5
	1,562.07	7452	158.1	Wtd. Avg. Base	1,212.07		
	1,600.00	0010	45.7	SYRAH/FRENCH SYRAH-SHIRAZ	700.00	1085	1.7
	1,600.00	0910	7.3		750.00	1085	4.3
	1,650.00	0010	148.5		800.00	1085	8.3
	1,650.00	1085	41.6		900.00	0770	1.9
	1,700.00	0010	92.4		1,000.00	0660	3.2
	1,703.63	1015	240.8		1,100.00	0010	1.4
	1,750.00	0010	1.8		1,100.00	0920	8.3
	1,800.00	0010	18.2		1,200.00	0010	0.9
	1,800.00	0780	1.0		1,200.00	0920	7.9
	1,800.00	0910	12.4		1,250.00	0920	2.4
	1,926.35	0010	25.5		1,400.00	0920	7.1
	1,940.00	0920	1.0		1,500.00	0010	6.6
	2,000.00	0010	2.8		1,800.00	0010	1.8
	2,040.00	0010	12.0		2,000.00	0010	1.2
	2,155.00	0010	0.7		2,000.00	0910	0.8
	2,155.00	0920	0.8	Wtd. Avg. Base	1,163.93		
	2,360.00	0920	0.8	TEROLDEGO	1,800.00	0010	3.4
	2,500.00	0780	3.1		1,800.00	0930	11.1
	2,500.00	1070	2.0		1,950.00	0010	2.1
Wtd. Avg. Base	1,408.79			Wtd. Avg. Base	1,818.98		
NEBBIOLO	1,150.00	0010	2.5	ZINFANDEL	175.00	1085	30.4
	1,600.00	0920	15.2		500.00	0550	1.2
	1,650.00	0010	4.3		650.00	1085	1.4
	2,100.00	0010	4.1		675.00	1085	0.6
Wtd. Avg. Base	1,643.68				700.00	0010	6.6
PETIT VERDOT	1,500.00	0010	0.3		700.00	0780	5.9
	1,800.00	0010	0.6		700.00	0910	2.5
Wtd. Avg. Base	1,700.00				750.00	0770	8.0
PETITE SIRAH	700.00	0780	15.9		750.00	1085	8.1
	800.00	1085	2.0		800.00	1085	46.2
	900.00	0010	0.9		850.00	1095	49.9
	1,000.00	0010	1.3		900.00	0930	27.9
	1,030.00	0010	3.0		950.00	1095	25.8
	1,300.00	1095	9.5		1,000.00	0010	362.5
	1,400.00	0920	1.5				
	1,500.00	0010	0.3				
	1,600.00	0790	0.8				

**TABLE 8: BASE PRICE PAID TO GROWERS FOR GRAPES CRUSHED AND DELIVERED TO CALIFORNIA PROCESSORS FROM THE 1998 CROP WITH BRIX FACTORS AND PURCHASED TONNAGE, BY TYPE, VARIETY, REPORTING DISTRICT WHERE GROWN, AND WEIGHTED AVERAGE BASE PRICE.**

District, Type, and Variety	Base Price Per Ton	Brix Factors	Tons
	Dollars	Code a/	

District, Type, and Variety	Base Price Per Ton	Brix Factors	Tons
	Dollars	Code a/	

**DISTRICT 06 (Cont'd.)**

ZINFANDEL (Cont'd.)	1,000.00	0920	4.2
	1,000.00	0930	13.0
	1,000.00	0940	13.4
	1,000.00	1085	13.4
	1,000.00	1180	35.0
	1,050.00	1085	21.5
	1,079.00	0010	4.4
	1,100.00	1085	11.4
	1,100.00	1095	13.9
	1,200.00	0930	53.0
	1,200.00	1085	49.3
	1,200.00	1095	10.4
	1,250.00	1085	5.7
	1,300.00	0790	3.0
	1,300.00	1095	21.0
	1,400.00	0910	1.2
	1,400.00	0920	16.9
	1,400.00	0930	77.2
	1,400.00	1095	69.8
	1,400.00	1195	19.4
	1,500.00	1095	14.3
	1,600.00	0010	3.6
	1,650.00	0125	33.1
	1,700.00	8193	3.5
	2,000.00	0010	6.7
Wtd. Avg. Base	1,085.09		
OTHER RED	1,550.00	7065	4.3
	1,650.00	0760	12.7
Wtd. Avg. Base	1,624.71		

**DISTRICT 07  
WINE GRAPES (WHITE)**

CHARDONNAY	800.00	0010	17.2
	1,000.00	0770	5.0
	1,100.00	0200	107.2
	1,100.00	0920	37.8
	1,120.00	0910	174.1
	1,150.00	7395	20.7
	1,190.00	6920	45.7
	1,200.00	0010	3,499.9
	1,200.00	0910	407.0
	1,200.00	0915	0.3
	1,200.00	1080	33.0
	1,200.00	7452	384.7
	1,228.00	0010	109.7
	1,250.00	0010	1,413.0
	1,250.00	0910	741.3
	1,250.00	6610	292.6
	1,300.00	0010	322.3
	1,300.00	0775	1,139.0
	1,300.00	0780	89.0
	1,300.00	0910	172.7
	1,300.00	0920	2.4
	1,300.00	7040	209.9
	1,300.00	7065	3,003.0
	1,300.00	7328	246.8
	1,300.00	7760	118.1
	1,311.70	7452	658.9
	1,342.71	0010	338.5
	1,350.00	0910	91.7
	1,350.00	7065	125.6
	1,350.00	7452	23.0
	1,365.00	0010	70.7
	1,365.00	7065	194.8
	1,370.00	7065	492.4
	1,394.40	6530	274.7
	1,400.00	0010	378.7
	1,400.00	0910	412.3
	1,400.00	0915	65.1
	1,400.00	0920	74.4
	1,400.00	1025	195.1
	1,434.50	7040	422.3
	1,434.53	7300	562.1

CHARDONNAY (Cont'd.)	1,437.53	0010	186.8
	1,450.00	0010	330.2
	1,450.00	0200	134.4
	1,450.00	7065	1,421.1
	1,458.18	0010	887.7
	1,486.66	5210	298.4
	1,486.66	7300	754.5
	1,494.62	0200	1,278.2
	1,500.00	0010	12.1
	1,500.00	0510	156.3
	1,500.00	1070	63.3
	1,500.00	7655	344.0
	1,525.00	0010	43.8
	1,550.00	0775	98.5
	1,550.66	3140	45.4
	1,571.71	7300	128.6
	1,576.88	0010	2,310.7
	1,576.88	0200	903.7
	1,576.88	7273	69.6
	1,576.88	7760	46.1
	1,600.00	0010	1,662.6
	1,600.00	0660	17.7
	1,600.00	0910	319.0
	1,600.00	0920	197.7
	1,600.00	1000	121.9
	1,600.00	7065	1,422.3
	1,600.00	7300	1,622.2
	1,605.74	0010	152.9
	1,605.74	7065	392.0
	1,634.00	0920	23.8
	1,634.00	1070	20.4
	1,650.00	0920	23.3
	1,650.00	7065	889.7
	1,650.00	7452	507.4
	1,654.16	0010	104.8
	1,667.00	1015	88.4
	1,700.00	0010	54.6
	1,700.00	0660	30.1
	1,700.00	0910	62.9
	1,700.00	0920	47.7
	1,700.00	1000	9.2
	1,716.00	0920	30.0
	1,725.00	0660	222.3
	1,750.00	0920	2.3
	1,800.00	0010	77.0
	1,800.00	0660	88.6
	1,800.00	0920	89.5
	1,834.00	0010	108.3
	1,910.30	0010	28.2
	1,936.00	0010	172.1
	2,000.00	0010	9.1
	2,000.00	0910	5.1
	2,000.00	1145	21.1
	2,094.98	0010	39.3
	2,500.00	0010	5.3
Wtd. Avg. Base	1,432.24		
CHENIN BLANC	400.00	3140	69.6
	600.00	5135	234.3
	675.00	3140	300.7
	748.00	0115	35.2
	767.19	0010	372.4
	1,000.00	0010	1,856.3
	1,000.00	6610	134.4
Wtd. Avg. Base	890.51		
FRENCH COLOMBARD	500.00	0010	585.8
Wtd. Avg. Base	500.00		
GEWURZTRAMINER	700.00	0920	10.3
	825.00	0010	4.0
	861.43	2070	103.5
	877.00	0010	20.6
	900.00	0755	350.1
	900.00	7453	93.0
	908.43	0010	240.0

**TABLE 8: BASE PRICE PAID TO GROWERS FOR GRAPES CRUSHED AND DELIVERED TO CALIFORNIA PROCESSORS FROM THE 1998 CROP WITH BRIX FACTORS AND PURCHASED TONNAGE, BY TYPE, VARIETY, REPORTING DISTRICT WHERE GROWN, AND WEIGHTED AVERAGE BASE PRICE.**

District, Type, and Variety	Base Price Per Ton	Brix Factors	Tons	District, Type, and Variety	Base Price Per Ton	Brix Factors	Tons
	Dollars	Code a/			Dollars	Code a/	
<b>DISTRICT 07 (Cont'd.)</b>				SAUVIGNON BLANC (Cont'd.)	1,100.00	0010	129.6
GEWURZTRAMINER (Cont'd.)	912.99	0650	239.9		1,100.00	0910	17.8
	936.00	0010	21.2		1,145.00	1015	1.1
	950.00	0920	38.4		1,200.00	0010	872.2
	1,000.00	0760	39.0		1,200.00	0660	59.5
	1,000.00	0770	22.8		1,275.00	0010	15.0
	1,150.00	1110	20.2		1,600.00	0010	63.3
	1,200.00	0010	9.8	Wtd. Avg. Base	1,033.58		
Wtd. Avg. Base	912.51			SEMILLON	700.00	0770	4.7
MALVASIA BIANCA	1,000.00	0010	23.7		800.00	0910	34.4
	1,000.00	0910	8.4	Wtd. Avg. Base	787.98		
	1,700.87	0780	74.9	SYLVANER	350.00	0010	74.5
Wtd. Avg. Base	1,490.61			Wtd. Avg. Base	350.00		
MARSANNE	1,200.00	6143	18.5	TOCAI FRIULANO	1,300.00	0200	13.8
Wtd. Avg. Base	1,200.00				1,450.00	0010	14.7
MUSCAT BLANC/M CANELLI	1,238.84	0780	97.3		1,500.00	0010	5.5
Wtd. Avg. Base	1,238.84				1,500.00	7452	9.1
MUSCAT ORANGE	1,750.00	0010	2.5	Wtd. Avg. Base	1,418.91		
	2,359.28	0780	16.7	VIOGNIER	1,100.00	0780	8.4
Wtd. Avg. Base	2,279.95				1,200.00	0010	2.1
PINOT BLANC	500.00	0010	1.8		1,300.00	0010	35.0
	500.00	6520	86.8		1,646.08	8239	56.7
	800.00	0010	150.3		1,750.00	0780	5.4
	800.00	0400	122.4		1,800.00	0010	4.3
	900.00	0010	92.8	Wtd. Avg. Base	1,854.00	0010	8.3
	912.46	0010	100.1	WHITE RIESLING	500.00	6610	312.3
	1,000.00	0010	184.4		525.00	5110	155.3
	1,000.00	0400	76.9		700.00	0010	79.7
	1,050.00	0010	77.0		700.00	0920	13.2
	1,198.42	0770	22.8		750.00	5307	72.7
	1,200.00	0010	92.1		768.28	0010	1,216.2
	1,200.00	0760	28.9		768.28	2240	137.4
	1,200.00	0770	45.1		775.00	0010	99.2
	1,320.00	0845	12.4		780.00	0010	1.4
	1,500.00	0010	11.2		787.70	2070	164.9
	1,600.00	0010	5.7		790.00	0720	337.7
Wtd. Avg. Base	943.91				800.00	0010	306.9
PINOT GRIS	1,200.00	0010	53.7		800.48	0010	281.7
	1,300.00	0010	21.1		808.10	0010	156.0
	1,300.00	7065	102.1		838.40	0200	85.5
	1,365.00	7065	3.4		850.00	0650	284.1
	1,370.00	0200	7.5		850.00	2070	125.9
	1,500.00	0010	2.9		850.04	8239	216.0
	1,600.00	0010	4.1		900.00	0010	100.2
	1,800.00	0910	3.9		900.00	0760	95.7
Wtd. Avg. Base	1,295.65				903.00	0010	89.0
SAUVIGNON BLANC	600.00	0010	11.0		903.00	0640	89.3
	700.00	0770	12.9		950.00	4960	639.0
	800.00	0010	255.0		1,000.00	0010	4.4
	800.00	0115	64.7		1,000.00	0650	18.4
	800.00	0910	122.3		1,000.00	0760	25.8
	810.00	0010	23.1		1,000.00	0835	70.0
	845.05	0010	215.0		1,075.00	1340	3.7
	886.77	7300	50.4		1,150.00	0010	147.4
	893.04	0010	144.3		1,230.00	0010	42.0
	900.00	0910	32.8		1,308.55	0955	25.7
	900.00	1085	25.9	Wtd. Avg. Base	1,600.00	0010	3.1
	900.00	6142	47.1				
	950.00	0010	23.3		814.73		
	980.00	0780	16.9	OTHER WHITE	1,500.00	7452	9.9
	987.95	0010	405.0		2,100.00	0010	1.5
	1,000.00	0660	10.6	Wtd. Avg. Base	1,578.95		
	1,000.00	0770	31.4				
	1,070.41	7300	492.3				

**TABLE 8: BASE PRICE PAID TO GROWERS FOR GRAPES CRUSHED AND DELIVERED TO CALIFORNIA PROCESSORS FROM THE 1998 CROP WITH BRIX FACTORS AND PURCHASED TONNAGE, BY TYPE, VARIETY, REPORTING DISTRICT WHERE GROWN, AND WEIGHTED AVERAGE BASE PRICE.**

District, Type, and Variety	Base Price Per Ton	Brix Factors	Tons	District, Type, and Variety	Base Price Per Ton	Brix Factors	Tons
	Dollars	Code a/			Dollars	Code a/	
<b>DISTRICT 07 (Cont'd.)</b>				<b>CABERNET SAUVIGNON (Cont'd.)</b>			
<b>WINE GRAPES (RED)</b>							
ALVARELHAO	1,000.00	0010	1.0		1,500.00	0010	273.0
Wtd. Avg. Base	1,000.00				1,500.00	7300	334.9
BARBERA	1,647.64	0010	24.4		1,525.00	0010	216.5
	1,854.00	0010	17.4		1,550.00	0920	3.8
Wtd. Avg. Base	1,733.54				1,570.66	0200	909.1
CABERNET FRANC	1,000.00	0010	241.0		1,570.86	0010	624.1
	1,006.34	0010	70.8		1,700.00	1085	0.2
	1,096.98	0010	202.3		1,846.80	0010	98.8
	1,100.00	0010	47.3		2,000.00	0010	2.7
	1,100.00	0910	4.1		2,000.00	0125	7.7
	1,100.00	7752	139.7		3,350.65	0010	7.6
	1,242.00	0920	20.6	Wtd. Avg. Base	1,221.04		
	1,650.00	0010	8.0	CHARBONO	1,250.00	0010	1.6
	1,700.00	1085	1.8	Wtd. Avg. Base	1,250.00		
	1,750.00	0920	10.3	CINSAULT	1,500.00	0640	3.3
Wtd. Avg. Base	1,078.23			Wtd. Avg. Base	1,500.00		
CABERNET SAUVIGNON	500.00	7830	167.3	DOLCETTO	1,600.00	0010	11.8
	800.00	0010	55.5		1,800.00	0010	18.0
	800.00	0910	8.0	Wtd. Avg. Base	1,720.81		
	900.00	0010	389.1	GAMAY (NAPA)	800.00	0010	260.4
	915.57	0010	212.2		888.26	0010	137.4
	915.70	0010	20.4		1,000.00	0010	86.5
	938.46	0010	22.8		1,000.00	6610	163.1
	949.90	0010	47.1		1,200.00	7070	18.7
	950.00	7395	73.2	Wtd. Avg. Base	904.38		
	961.35	0010	36.6	GAMAY BEAUJOLAIS	1,180.89	0010	386.2
	975.00	7393	605.6	Wtd. Avg. Base	1,180.89		
	984.24	0010	22.8	GRENACHE	800.00	7070	25.9
	1,000.00	0010	70.6		1,000.00	0010	390.6
	1,000.00	7065	89.3		1,175.00	0010	94.5
	1,007.12	0010	21.3	Wtd. Avg. Base	1,022.23		
	1,018.57	0010	63.1	MALBEC	1,000.00	0010	4.1
	1,041.46	0010	17.1	Wtd. Avg. Base	1,000.00		
	1,050.00	0910	239.2	MATARO/MOURVEDRE	1,750.00	1085	12.8
	1,075.79	0010	18.1	Wtd. Avg. Base	1,750.00		
	1,081.95	0010	251.8	MERLOT	400.00	0010	18.0
	1,090.17	6402	759.6		800.00	0010	77.7
	1,090.17	7067	40.9		800.00	0910	294.4
	1,100.00	0200	439.2		800.00	0910	436.6
	1,100.00	0910	72.7		900.00	0910	436.6
	1,100.00	7752	483.4		1,050.00	0200	25.4
	1,100.00	7840	37.7		1,100.00	0010	184.4
	1,124.00	7752	75.1		1,100.00	0200	188.9
	1,126.10	7040	525.8		1,100.00	0780	38.0
	1,143.38	0010	271.8		1,100.00	7060	69.8
	1,144.16	0200	280.5		1,100.00	7065	158.1
	1,144.46	0010	55.7		1,100.00	7067	133.0
	1,144.46	7752	1,587.7		1,120.00	0910	139.0
	1,144.77	0130	182.4		1,200.00	0010	416.7
	1,144.77	7300	436.4		1,200.00	0130	21.3
	1,175.12	0010	857.0		1,200.00	0780	16.0
	1,200.00	0010	636.6		1,200.00	7752	702.5
	1,200.00	0200	175.8		1,250.00	0010	668.6
	1,200.00	0770	44.3		1,300.00	0010	261.5
	1,200.00	6850	84.6		1,300.00	0910	302.0
	1,272.00	6412	169.5		1,300.00	1005	101.8
	1,272.00	7752	213.8		1,300.00	1135	8.1
	1,300.00	0010	22.5		1,300.00	7752	429.7
	1,300.00	0780	40.0		1,350.00	7452	25.4
	1,300.00	1005	101.4		1,359.40	7040	250.8
	1,400.00	0010	54.6		1,359.42	7220	246.6
	1,400.00	0200	292.5		1,361.15	7327	82.0
	1,400.00	3065	44.1				
	1,400.00	7300	101.4				
	1,400.00	7615	118.4				
	1,400.00	7752	123.0				
	1,400.00	7950	231.2				
	1,449.46	0010	443.1				
	1,492.00	0775	199.1				
	1,499.16	0010	83.3				

**TABLE 8: BASE PRICE PAID TO GROWERS FOR GRAPES CRUSHED AND DELIVERED TO CALIFORNIA PROCESSORS FROM THE 1998 CROP WITH BRIX FACTORS AND PURCHASED TONNAGE, BY TYPE, VARIETY, REPORTING DISTRICT WHERE GROWN, AND WEIGHTED AVERAGE BASE PRICE.**

District, Type, and Variety	Base Price Per Ton	Brix Factors	Tons
	Dollars	Code a/	

District, Type, and Variety	Base Price Per Ton	Brix Factors	Tons
	Dollars	Code a/	

**DISTRICT 07 (Cont'd.)**

MERLOT (Cont'd.)	1,361.15	7328	6.3
	1,362.85	0010	222.7
	1,366.10	0010	388.9
	1,366.26	7300	690.0
	1,368.48	0010	60.8
	1,400.00	0010	46.2
	1,400.00	0910	7.3
	1,400.00	7752	226.6
	1,496.40	7452	230.3
	1,500.00	7065	58.4
	1,550.00	0010	1,460.1
	1,550.00	0200	1,100.0
	1,562.07	7452	128.8
	1,600.00	0920	22.5
	1,650.00	7452	124.9
	1,750.00	0920	2.9
	1,800.00	0010	42.7
	2,000.00	0010	3.9
Wtd. Avg. Base	1,324.56		
MONTANACCIO	800.00	0910	8.8
Wtd. Avg. Base	800.00		
NEBBIOLO	1,000.00	0010	67.9
	1,300.00	0010	10.1
	1,400.00	0920	13.8
Wtd. Avg. Base	1,093.14		
NEGRETTE	1,854.00	0010	9.3
Wtd. Avg. Base	1,854.00		
PETITE SIRAH	625.00	7393	100.9
	850.00	0780	22.5
	1,000.00	0010	13.3
	1,100.00	0010	2.8
	1,150.00	0920	136.0
	1,200.00	0920	32.4
	1,200.00	7950	228.8
	1,300.00	0920	1.4
	1,425.00	7300	25.2
	1,500.00	0920	3.0
Wtd. Avg. Base	1,078.29		
PFEFFER CABERNET	1,100.00	0910	9.5
Wtd. Avg. Base	1,100.00		
PINOT NOIR	900.00	0010	103.3
	917.00	0010	401.1
	950.00	0200	58.0
	1,000.00	0010	104.5
	1,000.00	0400	127.2
	1,200.00	0010	137.6
	1,200.00	1070	4.0
	1,276.01	0010	350.6
	1,300.00	8176	78.8
	1,350.00	1095	20.4
	1,354.49	0200	203.2
	1,357.00	0010	10.0
	1,363.00	7325	290.4
	1,400.00	0010	118.8
	1,450.00	0010	25.7
	1,500.00	0010	112.3
	1,500.00	0400	313.9
	1,500.00	0930	41.6
	1,501.77	7300	149.6
	1,503.65	7452	569.6
	1,549.84	7328	128.5
	1,558.00	0930	66.4
	1,575.00	7452	14.6
	1,600.00	0010	43.7
	1,600.00	0440	32.8

PINOT NOIR (Cont'd.)	1,600.00	0510	120.3
	1,600.00	0930	10.9
	1,600.00	1070	28.0
	1,600.00	1085	6.1
	1,650.00	0910	22.9
	1,650.00	0920	32.0
	1,650.00	1085	52.9
	1,650.00	7752	72.8
	1,700.00	1000	21.9
	1,700.00	7615	552.7
	1,720.00	8176	300.1
	1,800.00	0010	227.0
	1,800.00	0540	0.5
	1,800.00	0910	0.8
	1,800.00	1085	45.3
	1,800.00	1145	27.3
	1,815.70	0010	21.8
	1,900.00	0010	5.0
	2,000.00	0010	18.1
	2,000.00	1085	10.3
	2,000.00	1145	15.6
	2,200.00	0920	2.5
	2,496.00	0010	1.0
	2,750.00	0010	10.4
	2,750.00	1085	4.4
	2,800.00	1085	3.4
	3,000.00	0010	1.4
	4,097.00	0010	4.1
Wtd. Avg. Base	1,448.91		
PINOT ST GEORGE	1,200.00	0010	12.9
Wtd. Avg. Base	1,200.00		
PRIMOTIVO	1,500.00	0955	2.2
Wtd. Avg. Base	1,500.00		
REFOSCO/MONDEUSE	1,000.00	0010	15.2
	1,000.00	3045	18.9
	1,144.46	3045	6.2
Wtd. Avg. Base	1,022.22		
SANGIOVETO/SANGIOVESE	900.00	0010	0.9
	1,066.67	0780	21.2
	1,100.00	0010	106.1
	1,100.00	0200	29.3
	1,100.00	7065	26.1
	1,100.00	7752	48.0
	1,200.00	0780	42.9
	1,271.36	7957	35.6
	1,275.61	0780	8.6
	1,811.40	0910	16.3
	2,436.04	0780	34.6
Wtd. Avg. Base	1,286.25		
SOUZAO	1,000.00	0010	1.0
	1,300.00	0780	13.0
Wtd. Avg. Base	1,278.57		
SYRAH/FRENCH SYRAH-SHIRAZ	909.32	0780	30.7
	1,000.00	5308	31.0
	1,100.00	0010	76.8
	1,100.00	7752	41.7
	1,135.00	0010	83.0
	1,200.00	0010	79.6
	1,200.00	0125	7.0
	1,200.00	0200	9.7
	1,200.00	0920	10.4
	1,200.00	1005	8.6
	1,215.00	0010	45.4
	1,218.28	0010	76.0
	1,500.00	1085	23.7
	1,575.00	7452	4.6
	1,600.00	0920	28.8

**TABLE 8: BASE PRICE PAID TO GROWERS FOR GRAPES CRUSHED AND DELIVERED TO CALIFORNIA PROCESSORS FROM THE 1998 CROP WITH BRIX FACTORS AND PURCHASED TONNAGE, BY TYPE, VARIETY, REPORTING DISTRICT WHERE GROWN, AND WEIGHTED AVERAGE BASE PRICE.**

District, Type, and Variety	Base Price Per Ton	Brix Factors	Tons	District, Type, and Variety	Base Price Per Ton	Brix Factors	Tons
	Dollars	Code a/			Dollars	Code a/	
<b>DISTRICT 07 (Cont'd.)</b>				CHARDONNAY (Cont'd.)			
SYRAH/FRENCH SYRAH-SHIRAZ (Cont'd.)	1,650.00	8176	12.4		1,200.00	7655	578.2
	1,700.00	0010	22.0		1,216.80	0010	416.4
	1,750.00	0930	2.6		1,223.53	0010	51.8
	1,800.00	1095	2.0		1,250.00	0010	20.1
	1,800.00	1145	6.1		1,250.00	1070	5.7
Wtd. Avg. Base	1,221.47				1,250.00	6367	72.8
TEROLDEGO	1,800.00	0010	5.4		1,250.00	7840	24.3
Wtd. Avg. Base	1,800.00				1,250.00	8232	28.2
TINTA CAO	1,000.00	0010	0.6		1,263.00	0010	25.9
Wtd. Avg. Base	1,000.00				1,275.00	7452	136.5
TOURIGA	1,000.00	0010	1.0		1,300.00	0010	228.3
Wtd. Avg. Base	1,000.00				1,300.00	0910	19.6
TROUSSEAU	1,000.00	0010	0.7		1,300.00	7065	16.2
Wtd. Avg. Base	1,776.36				1,307.25	7452	101.1
ZINFANDEL	250.00	0010	23.0		1,325.00	0010	119.0
	600.00	0010	40.3		1,350.00	0910	4.4
	800.00	0010	3.1		1,350.00	0920	19.0
	800.00	0920	93.1		1,350.00	5220	8.0
	907.17	0010	849.4		1,400.00	0010	116.1
	1,000.00	0010	96.9		1,400.00	0780	10.0
	1,103.90	0010	255.7		1,400.00	0910	5.8
	1,150.00	1095	18.0		1,400.00	7395	1,090.0
	1,300.00	0010	354.7		1,406.00	0660	14.0
	1,300.00	0920	6.2		1,412.24	0010	114.2
	1,300.00	6520	318.6		1,450.00	0010	30.7
	1,750.00	0010	2.8		1,450.00	0780	14.4
	2,000.00	1095	9.8		1,464.99	0010	44.4
	2,500.00	0010	13.3		1,500.00	0010	29.6
Wtd. Avg. Base	1,064.04				1,500.00	0910	68.3
OTHER RED	1,550.00	0010	11.8		1,500.00	1015	37.3
Wtd. Avg. Base	1,550.00				1,520.00	0010	113.7
					1,531.26	0200	739.6
					1,541.17	0010	93.2
					1,545.00	0910	22.9
					1,550.00	0010	50.8
					1,550.00	0780	18.8
					1,550.00	0910	249.3
					1,571.06	0910	91.8
					1,571.06	7300	88.4
					1,600.00	0010	201.1
					1,600.00	0910	20.0
					1,600.00	7065	115.0
					1,600.00	7375	47.3
					1,642.00	0010	489.2
					1,642.00	0780	16.9
					1,646.00	0010	103.5
					1,650.00	0780	20.4
					1,650.00	7452	65.3
					1,660.00	0915	105.9
					1,700.00	0010	92.8
					1,700.00	0910	355.5
					1,700.00	0915	5.2
					1,700.00	0920	15.6
					1,725.00	0010	15.8
					1,739.71	0010	66.0
					1,775.00	0010	108.0
					1,787.00	0010	83.1
					1,800.00	0010	101.0
					1,800.00	0660	129.4
					1,800.00	0780	13.9
					1,822.89	0010	127.4
					1,850.00	0010	21.0
					1,850.00	0920	18.6
					1,850.00	0930	308.8
					1,850.00	1085	3.5
					1,900.00	0010	124.3
					1,900.00	0920	26.7
					1,908.00	0915	15.8
					1,908.45	6630	226.5
					1,916.64	0780	296.3
					1,922.48	0910	50.7
					1,995.00	0010	19.2
					2,000.00	0010	228.0
					2,000.00	0780	4.7
					2,000.00	0910	6.7
					2,000.00	0920	2.3
					2,000.00	1180	6.0
					2,000.00	7452	36.2
					2,005.00	1005	85.0
<b>DISTRICT 08</b>				<b>WINE GRAPES (WHITE)</b>			
CHARDONNAY	6.50	b/ 1500	32.1				
	700.00	0010	243.8				
	800.00	0010	1.0				
	900.00	0010	75.7				
	914.00	0010	120.0				
	1,000.00	0010	190.2				
	1,000.00	0920	10.7				
	1,050.00	0200	340.3				
	1,100.00	0010	1,147.0				
	1,100.00	0200	1,349.0				
	1,100.00	0910	71.6				
	1,100.00	1070	4.0				
	1,100.00	7065	127.3				
	1,150.00	1015	87.3				
	1,150.00	8190	25.8				
	1,175.00	0910	81.3				
	1,186.35	7452	49.5				
	1,200.00	0010	277.9				
	1,200.00	0200	209.7				
	1,200.00	0780	70.2				
	1,200.00	0900	9.0				
	1,200.00	0910	135.0				
	1,200.00	0920	5.5				
	1,200.00	0925	65.3				
	1,200.00	7065	61.6				
	1,200.00	7315	70.5				
	1,200.00	7450	495.0				
	1,200.00	7452	8.2				

**TABLE 8: BASE PRICE PAID TO GROWERS FOR GRAPES CRUSHED AND DELIVERED TO CALIFORNIA PROCESSORS FROM THE 1998 CROP WITH BRIX FACTORS AND PURCHASED TONNAGE, BY TYPE, VARIETY, REPORTING DISTRICT WHERE GROWN, AND WEIGHTED AVERAGE BASE PRICE.**

District, Type, and Variety	Base Price Per Ton	Brix Factors	Tons	District, Type, and Variety	Base Price Per Ton	Brix Factors	Tons
	Dollars	Code a/			Dollars	Code a/	
<b>DISTRICT 08 (Cont'd.)</b>				<b>MUSCAT ORANGE (Cont'd.)</b>			
CHARDONNAY (Cont'd.)	2,021.00	0010	2.0	Wtd. Avg. Base	1,101.10		
	2,050.00	1005	26.7	PINOT BLANC	1,225.00	0010	17.1
	2,050.00	6367	9.0		1,374.23	0010	10.3
	2,052.55	0125	221.3		1,450.00	0780	51.1
	2,052.55	0920	40.5		1,463.44	0010	61.1
	2,053.00	1085	54.4		1,500.00	0010	65.8
	2,075.00	1005	1,380.3		1,600.00	0770	8.0
	2,100.00	0915	15.3		1,600.00	1015	5.1
	2,100.00	1005	49.7		1,600.00	1095	18.8
	2,150.00	0010	17.4		1,628.09	0910	2.9
	2,171.00	0780	35.6		1,800.00	4855	17.9
	2,175.00	0010	3.6		1,973.38	0780	21.8
	2,187.03	0010	322.9		2,100.00	0910	2.0
	2,200.00	0010	18.5	Wtd. Avg. Base	1,534.28		
	2,200.00	7065	717.7	PINOT GRIS	1,100.00	0010	16.6
	2,250.00	0920	7.7		1,200.00	0910	17.6
	2,300.00	0010	1.3		1,300.00	0470	2.5
	2,300.00	0920	58.8		1,400.00	0010	6.4
	2,300.00	1095	19.0		1,450.00	0010	3.6
	2,300.00	6367	83.2		1,500.00	0010	4.2
	2,300.00	6528	891.4		1,600.00	0010	5.1
	2,400.00	7375	96.2		1,800.00	4855	14.3
	2,450.00	0910	6.9		2,100.00	4855	0.6
	2,500.00	0660	55.5	Wtd. Avg. Base	1,386.04		
	2,500.00	0920	2.8	ROUSANNE	400.00	0010	14.9
Wtd. Avg. Base	1,563.64	c/			800.00	0010	6.4
CHENIN BLANC	500.00	0640	7.6		1,200.00	0010	0.8
	550.00	0650	14.8		1,600.00	0010	1.9
	566.00	0010	90.8		1,650.00	0780	33.1
	600.00	5218	246.0		1,660.00	0780	1.2
	625.53	5135	82.4		2,500.00	0010	2.9
	650.00	0010	82.7	Wtd. Avg. Base	1,289.82		
	700.00	0770	49.8	SAUVIGNON BLANC	500.00	0010	2.8
	850.00	0010	6.0		600.00	0010	3.3
Wtd. Avg. Base	614.02				616.80	0910	228.3
GEWURZTRAMINER	600.00	0010	2.2		650.00	0010	298.0
	600.00	0760	2.6		750.00	0010	273.9
	616.80	0910	96.2		794.00	0010	31.9
	800.00	0010	32.3		800.00	0660	46.9
	925.00	0010	39.9		800.00	0910	245.5
	1,100.00	6528	7.1		800.00	4855	932.8
	1,150.00	0660	19.1		839.00	0010	140.5
	1,200.00	0010	1.6		850.00	0010	32.6
	1,200.00	0770	10.5		850.00	0900	11.6
Wtd. Avg. Base	800.28				850.00	7275	132.9
GRAY RIESLING	500.00	0010	5.3		850.00	7328	214.8
Wtd. Avg. Base	500.00				862.09	7328	87.9
MARSANNE	600.00	0650	5.5		864.83	0010	38.9
	794.00	0010	3.1		900.00	0010	8.0
Wtd. Avg. Base	669.93				900.00	0760	42.4
MUSCAT BLANC/M CANELLI	564.18	0010	15.7		913.37	0200	379.2
	600.00	0010	10.7		925.00	0010	86.5
	675.00	0010	44.8		940.00	0910	207.9
	700.00	0010	96.8		950.00	6142	151.3
	700.00	0780	22.1		960.75	5308	111.7
	725.00	1095	22.8		1,000.00	0010	103.3
	800.00	0010	17.3		1,000.00	0770	16.6
	825.00	0010	67.4		1,000.00	0910	19.8
	1,000.00	0010	297.8		1,000.00	3144	87.5
	1,100.00	0010	7.0		1,100.00	0115	76.4
	1,400.00	0010	1.5		1,100.00	0770	11.0
Wtd. Avg. Base	864.92				1,100.00	0780	74.4
MUSCAT ORANGE	1,000.00	0010	5.0		1,100.00	1015	17.9
	1,200.00	0010	3.6		1,200.00	0010	10.0
	1,400.00	0010	0.5		1,200.00	0780	2.5
					1,200.00	5307	15.9
					1,250.00	0010	10.9
					1,250.00	0660	70.5
					1,350.00	0010	4.4
				Wtd. Avg. Base	849.52		



**TABLE 8: BASE PRICE PAID TO GROWERS FOR GRAPES CRUSHED AND DELIVERED TO CALIFORNIA PROCESSORS FROM THE 1998 CROP WITH BRIX FACTORS AND PURCHASED TONNAGE, BY TYPE, VARIETY, REPORTING DISTRICT WHERE GROWN, AND WEIGHTED AVERAGE BASE PRICE.**

District, Type, and Variety	Base Price Per Ton	Brix Factors	Tons	District, Type, and Variety	Base Price Per Ton	Brix Factors	Tons
	Dollars	Code a/			Dollars	Code a/	
<b>DISTRICT 08 (Cont'd.)</b>				CABERNET FRANC (Cont'd.)			
SEMILLON	600.00	0200	338.0		1,250.00	1085	5.4
	600.00	5135	131.3		1,273.00	0010	7.9
	750.00	2589	40.9		1,300.00	0010	9.6
	794.00	0010	5.9		1,300.00	1145	6.3
	800.00	0010	7.8		1,303.00	0780	1.9
	800.00	0125	9.6		1,400.00	0010	211.1
	1,000.00	0115	42.9		1,400.00	0920	0.8
Wtd. Avg. Base	648.44				1,400.00	1085	3.0
TOCAI FRIULANO	1,400.00	0010	3.0		1,450.00	0010	13.0
Wtd. Avg. Base	1,400.00				1,500.00	0010	2.7
VIOGNIER	1,189.00	0930	6.8		1,500.00	7840	26.6
	1,200.00	4855	8.9		1,600.00	0010	4.0
	1,350.00	0010	4.4		1,600.00	0780	2.0
	1,358.00	0010	10.9		1,600.00	0920	2.6
	1,496.47	0010	2.1		1,632.56	0010	4.8
	1,500.00	0010	46.1		1,700.00	0010	4.3
	1,500.00	0920	3.2		1,800.00	0930	12.6
	1,500.00	1085	4.1		1,950.00	0010	2.3
	1,555.00	0010	2.0		2,047.00	0010	39.0
	1,600.00	0010	14.9	Wtd. Avg. Base	1,430.97		
	1,715.00	0010	6.1	CABERNET SAUVIGNON	700.00	0010	256.3
	1,720.00	0010	8.7		750.00	0845	1.0
	1,800.00	0010	19.1		850.00	0010	303.2
	1,900.00	8370	5.0		850.00	0200	768.6
	2,000.00	0780	3.3		866.80	0910	344.7
	2,500.00	0010	7.6		890.57	0010	127.7
	3,000.00	0010	1.5		900.00	0780	3.0
Wtd. Avg. Base	1,610.25				900.00	8260	87.3
WHITE RIESLING	570.00	0650	34.1		914.00	0010	100.0
	600.00	0010	4.5		950.00	0010	101.8
	600.00	0760	8.1		950.00	0780	20.7
	616.80	0760	111.1		950.00	0910	548.6
	725.00	0010	49.8		950.00	1085	747.6
	731.00	0010	173.6		1,000.00	0010	281.2
	731.00	0780	3.0		1,000.00	0200	328.6
	750.00	0010	37.3		1,000.00	0910	3.2
	750.00	2933	7.5		1,000.00	1085	2.1
	800.00	0010	106.9		1,000.00	7752	249.9
	800.00	2473	19.9		1,012.72	0780	25.1
	800.29	2697	67.1		1,019.00	1085	27.3
Wtd. Avg. Base	721.56				1,025.00	0910	96.7
OTHER WHITE	500.00	0010	1.0		1,050.00	0925	54.1
Wtd. Avg. Base	500.00				1,070.00	0010	7.9
<b>WINE GRAPES (RED)</b>					1,100.00	0010	494.2
ALEATICO	600.00	0010	1.7		1,100.00	0130	136.3
Wtd. Avg. Base	600.00				1,100.00	0910	41.5
BARBERA	800.00	0920	2.0		1,100.00	7270	91.0
	900.00	0010	16.0		1,100.00	7752	184.4
	1,000.00	8228	3.7		1,125.00	0010	22.3
	1,100.00	0010	16.5		1,144.00	0010	12.7
	1,100.00	7752	20.3		1,144.45	0010	251.9
	1,200.00	0010	1.9		1,150.00	0010	281.8
	1,400.00	0010	26.7		1,150.00	0910	7.3
Wtd. Avg. Base	1,146.27				1,157.12	7840	92.9
CABERNET FRANC	1,000.00	1000	4.0		1,157.12	8190	24.3
	1,100.00	0010	10.7		1,157.12	8235	169.7
	1,100.00	0780	9.0		1,161.50	0010	244.7
	1,100.00	7452	8.9		1,161.71	0010	5.5
	1,144.00	0010	19.7		1,162.52	7452	71.7
	1,200.00	0010	5.0		1,162.72	0910	884.0
	1,242.00	0010	11.2		1,163.00	0010	260.0
	1,250.00	0010	24.3		1,163.00	0855	42.4
					1,165.00	0770	55.0
					1,170.00	0010	1.5
					1,179.11	0200	153.9
					1,200.00	0010	162.1
					1,200.00	0200	52.9
					1,200.00	0910	552.6
					1,200.00	0920	5.2
					1,200.00	1000	4.3
					1,200.00	7060	679.6
					1,200.00	7870	1.1
					1,200.00	8230	56.2
					1,210.00	1005	82.4
					1,210.00	7452	149.1
					1,220.00	0010	206.8
					1,224.75	7957	21.9

**TABLE 8: BASE PRICE PAID TO GROWERS FOR GRAPES CRUSHED AND DELIVERED TO CALIFORNIA PROCESSORS FROM THE 1998 CROP WITH BRIX FACTORS AND PURCHASED TONNAGE, BY TYPE, VARIETY, REPORTING DISTRICT WHERE GROWN, AND WEIGHTED AVERAGE BASE PRICE.**

District, Type, and Variety	Base Price Per Ton	Brix Factors	Tons	District, Type, and Variety	Base Price Per Ton	Brix Factors	Tons
	Dollars	Code a/			Dollars	Code a/	
<b>DISTRICT 08 (Cont'd.)</b>							
CABERNET SAUVIGNON (Cont'd.)	1,250.00	0010	540.9	GAMAY (NAPA)	625.00	0010	72.7
	1,250.00	0855	71.0		630.00	0755	22.8
	1,250.00	0910	290.3		675.00	0010	23.7
	1,250.00	5220	57.9		700.00	0010	91.6
	1,250.00	7323	12.0		700.00	5135	166.2
	1,250.00	7890	301.2		725.00	0010	9.1
	1,250.00	8190	357.1		750.00	0010	20.4
	1,250.00	8232	412.4		765.03	0200	209.0
	1,278.99	7452	23.1	Wtd. Avg. Base	711.69		
	1,300.00	0010	1,227.9	GAMAY BEAUJOLAIS	1,046.42	0010	77.3
	1,300.00	0780	115.4				
	1,300.00	0910	5.0	Wtd. Avg. Base	1,046.42		
	1,300.00	1080	20.3	GRENACHE	797.60	0930	0.4
	1,300.00	1145	24.3		1,040.00	0010	7.7
	1,300.00	8230	381.4		1,200.00	0010	3.2
	1,350.00	0010	181.1		1,200.00	0910	2.6
	1,350.00	8190	58.6		1,200.00	1085	3.0
	1,350.06	0010	98.2		1,200.00	1180	5.4
	1,350.06	7752	129.6		1,454.55	0010	2.0
	1,393.83	1070	88.0		1,600.00	0010	2.2
	1,400.00	0010	1,203.8		1,800.00	0010	1.6
	1,400.00	0780	29.5	Wtd. Avg. Base	1,234.03		
	1,400.00	0920	65.7	MALBEC	1,000.00	0010	3.8
	1,400.00	1085	11.0		1,070.00	0010	1.6
	1,400.00	7452	91.9		1,100.00	7065	4.1
	1,400.00	7615	1,048.3		1,650.00	0010	3.5
	1,400.00	7870	25.1	Wtd. Avg. Base	1,215.15		
	1,450.00	0010	14.6	MATARO/MOURVEDRE	800.00	0010	0.4
	1,450.00	1000	4.7		1,200.00	0010	6.2
	1,450.00	8190	41.2		1,200.00	1170	7.6
	1,456.32	7452	43.1		1,226.00	0010	7.9
	1,470.00	1095	11.8		1,533.00	0010	1.2
	1,500.00	0010	808.5		1,600.00	0010	3.0
	1,500.00	0200	108.2	Wtd. Avg. Base	1,420.39		
	1,500.00	0780	16.2	MERLOT	700.00	0010	70.3
	1,500.00	0920	7.7		750.00	0845	3.0
	1,509.98	1070	109.2		1,016.80	0010	78.2
	1,543.43	0010	41.9		1,025.00	0910	165.4
	1,550.00	0010	3.8		1,073.00	1085	29.9
	1,550.00	0200	89.2		1,100.00	0010	27.2
	1,550.00	0920	9.8		1,144.00	0010	41.5
	1,600.00	0010	42.8		1,150.00	0010	134.2
	1,600.00	0200	157.4		1,167.00	7452	25.1
	1,600.00	0920	190.3		1,200.00	0010	236.4
	1,600.00	7240	47.7		1,200.00	0200	226.1
	1,603.50	0125	45.5		1,200.00	0910	57.3
	1,648.44	1015	217.0		1,200.00	7752	7.0
	1,800.00	0010	39.2		1,250.00	0010	4.9
	1,840.00	0780	27.8		1,300.00	0010	193.9
	2,021.00	0010	197.8		1,300.00	0200	101.1
	2,047.00	0010	27.1		1,300.00	1095	15.7
Wtd. Avg. Base	1,216.04				1,300.00	8230	120.4
CARIGNANE	800.00	0010	2.5		1,316.80	0010	163.8
Wtd. Avg. Base	800.00				1,323.20	0010	141.7
CARNELIAN	600.00	0010	0.5		1,332.00	0010	9.2
Wtd. Avg. Base	600.00				1,350.00	0010	5.7
COUNOISE	1,226.00	0010	7.9		1,350.00	0200	69.2
Wtd. Avg. Base	1,226.00				1,360.33	7840	18.3
DOLCETTO	200.00	0010	0.5		1,368.48	0010	407.3
	800.00	0010	10.0		1,371.00	0010	21.0
	800.00	0670	7.0		1,375.00	0910	537.5
	1,400.00	0010	7.3		1,376.87	7452	171.6
Wtd. Avg. Base	964.52				1,376.87	7453	214.5
FREISA	1,200.00	0670	4.6		1,377.54	0910	487.8
Wtd. Avg. Base	1,200.00				1,378.58	0910	12.5
					1,380.00	0010	53.8
					1,400.00	0010	19.9

**TABLE 8: BASE PRICE PAID TO GROWERS FOR GRAPES CRUSHED AND DELIVERED TO CALIFORNIA PROCESSORS FROM THE 1998 CROP WITH BRIX FACTORS AND PURCHASED TONNAGE, BY TYPE, VARIETY, REPORTING DISTRICT WHERE GROWN, AND WEIGHTED AVERAGE BASE PRICE.**

District, Type, and Variety	Base Price Per Ton	Brix Factors	Tons	District, Type, and Variety	Base Price Per Ton	Brix Factors	Tons
	Dollars	Code a/			Dollars	Code a/	
<b>DISTRICT 08 (Cont'd.)</b>							
MERLOT (Cont'd.)	1,400.00	0200	60.1	PETITE SIRAH (Cont'd.)	850.00	0010	20.1
	1,400.00	0780	16.3		900.00	0920	23.2
	1,400.00	7870	6.0		900.00	0930	2.1
	1,431.00	0780	10.2		931.84	0010	66.0
	1,446.00	0010	228.3		950.00	0920	51.4
	1,450.00	0130	33.5		1,000.00	0010	3.3
	1,500.00	0010	73.4		1,000.00	0780	2.1
	1,500.00	0125	4.8		1,000.00	0920	19.5
	1,500.00	0910	286.2		1,000.00	7452	9.6
	1,500.00	1000	6.9		1,000.00	8230	29.0
	1,500.00	1175	4.9		1,050.00	7340	9.6
	1,500.00	7840	65.7		1,100.00	1095	4.4
	1,500.00	7870	35.0		1,100.00	7065	19.0
	1,515.29	1095	44.3		1,200.00	0010	24.0
	1,515.29	7452	17.6		1,200.00	0920	4.5
	1,525.00	1080	16.2		1,350.00	0010	4.4
	1,525.00	8343	83.7	Wtd. Avg. Base	902.16		
	1,550.00	0010	28.3	PINOT NOIR	777.00	0805	1.4
	1,594.22	0010	28.7		1,000.00	0010	4.4
	1,600.00	0010	265.3		1,000.00	0920	33.1
	1,600.00	0780	10.4		1,200.00	0010	13.5
	1,600.00	0920	7.3		1,200.00	7752	197.1
	1,600.00	0930	15.6		1,256.00	0010	11.4
	1,600.00	1085	10.5		1,350.00	0010	32.3
	1,600.00	5220	25.6		1,400.00	0010	24.1
	1,600.00	7322	1.1		1,400.00	1005	10.0
	1,600.00	7452	142.8		1,450.00	0920	10.5
	1,605.00	0010	13.7		1,464.99	0010	6.5
	1,634.56	0010	30.0		1,500.00	0775	8.1
	1,648.00	0010	127.1		1,500.00	0920	6.3
	1,650.00	0010	35.9		1,600.00	0010	25.5
	1,700.00	0010	88.6		1,600.00	1000	7.8
	1,700.00	0780	23.0		1,610.31	0010	5.0
	1,700.00	0920	7.8		1,636.24	0780	27.3
	1,700.00	7300	22.7		1,680.00	0010	6.3
	1,700.00	7452	1.5		1,690.83	0010	26.4
	1,750.00	0780	7.2		1,700.00	0010	15.9
	1,750.00	0920	2.3		1,700.00	0910	8.2
	1,784.59	0910	280.6		1,700.00	7323	7.9
	1,800.00	0010	7.4		1,700.00	7752	177.3
	1,800.00	1085	67.7		1,719.71	0010	4.8
	1,803.00	0745	2.6		1,725.00	0915	20.2
	1,850.00	0010	6.5		1,800.00	0010	15.7
	1,859.00	0010	1.7		1,800.00	0660	12.0
	1,900.00	0010	26.0		1,850.00	0010	24.9
	1,900.00	0660	7.9		1,865.30	0010	9.5
	1,975.00	0010	2.2		1,883.00	0010	21.5
	2,000.00	0010	6.0		1,889.78	7328	56.2
	2,047.00	0010	8.7		1,950.00	0010	26.0
	2,073.00	0010	36.8		1,975.00	0010	6.2
					1,975.00	0920	104.1
Wtd. Avg. Base	1,377.20				1,975.00	1085	3.0
					1,980.00	0660	93.8
MUSCAT HAMBURG	900.00	7323	5.8		2,000.00	0010	63.9
					2,000.00	0660	12.1
Wtd. Avg. Base	900.00				2,004.00	0920	19.4
					2,050.00	0010	20.4
NEBBIOLO	800.00	0010	2.0		2,050.00	0920	5.9
	1,100.00	0010	6.7		2,100.00	0010	5.1
	1,100.00	0920	15.0		2,139.00	0010	38.8
	1,200.00	0010	6.3		2,200.00	0010	20.3
	1,207.79	0780	6.5		2,200.00	6367	6.0
	1,300.00	0010	6.4		2,239.07	0010	33.9
	1,300.00	0660	3.7		2,250.00	0010	9.9
	1,300.00	0920	24.0		2,250.00	0920	18.0
	1,400.00	0010	21.6		2,250.00	1085	5.9
					2,250.00	1095	19.6
Wtd. Avg. Base	1,252.18				2,275.00	0010	3.1
					2,300.00	7752	289.5
PETIT VERDOT	1,100.00	0010	5.8		2,400.00	0125	22.1
	1,100.00	0780	7.0		2,400.00	6367	3.0
	1,105.00	0010	2.9		2,500.00	0010	9.5
					2,500.00	0125	4.1
Wtd. Avg. Base	1,100.92				2,500.00	0910	1.1
					2,500.00	0920	1.4
PETITE SIRAH	716.80	0910	135.2		2,500.00	1085	17.0
	835.52	7870	14.6		2,500.00	1150	7.1

**TABLE 8: BASE PRICE PAID TO GROWERS FOR GRAPES CRUSHED AND DELIVERED TO CALIFORNIA PROCESSORS FROM THE 1998 CROP WITH BRIX FACTORS AND PURCHASED TONNAGE, BY TYPE, VARIETY, REPORTING DISTRICT WHERE GROWN, AND WEIGHTED AVERAGE BASE PRICE.**

District, Type, and Variety	Base Price Per Ton	Brix Factors	Tons
	Dollars	Code a/	

District, Type, and Variety	Base Price Per Ton	Brix Factors	Tons
	Dollars	Code a/	

**DISTRICT 08 (Cont'd.)**

PINOT NOIR (Cont'd.)	2,500.00	1182	6.1
	2,609.58	7275	45.1
	2,617.00	0125	72.5
	2,800.00	0010	3.2
Wtd. Avg. Base	1,904.42		
PORTUGIESER BLAUER	1,021.28	0010	2.8
	1,200.00	0910	2.0
Wtd. Avg. Base	1,095.75		
REFOSCO/MONDEUSE	693.00	0010	19.7
	770.00	0010	12.9
	1,100.00	0010	1.3
	1,400.00	0010	32.0
Wtd. Avg. Base	1,059.41		
SANGIOVETO/SANGIOVESE	700.00	0010	4.0
	1,000.00	0010	0.7
	1,100.00	0010	81.3
	1,100.00	0920	1.9
	1,200.00	0010	2.9
	1,200.00	0920	19.3
	1,200.00	0930	6.7
	1,200.00	7752	19.6
	1,250.00	0010	2.1
	1,265.00	0920	21.8
	1,286.89	0010	4.1
	1,300.00	0010	7.0
	1,300.00	8232	15.0
	1,400.00	0010	10.8
	1,400.00	0910	9.8
	1,500.00	0010	140.8
	1,559.00	0010	3.2
	1,842.00	0780	1.2
	1,850.00	0010	2.3
Wtd. Avg. Base	1,322.40		
SYRAH/FRENCH SYRAH-SHIRAZ	600.00	0010	0.5
	950.00	1085	34.9
	1,000.00	0010	2.4
	1,000.00	0910	10.1
	1,025.00	0920	40.6
	1,100.00	0010	97.1
	1,144.00	0010	5.1
	1,200.00	0010	4.1
	1,200.00	1175	16.2
	1,200.00	7065	14.3
	1,250.00	0010	113.4
	1,258.96	0780	8.8
	1,300.00	0010	2.5
	1,300.00	8232	25.2
	1,338.74	0780	10.4
	1,350.00	0010	22.5
	1,350.00	0920	10.8
	1,389.00	1085	4.4
	1,400.00	0010	12.6
	1,400.00	1085	22.0
	1,400.00	1095	3.2
	1,400.00	8232	14.8
	1,408.96	0010	28.0
	1,409.00	0010	12.4
	1,409.00	1005	44.4
	1,409.00	7452	80.0
	1,424.10	7752	15.2
	1,425.00	0010	4.0
	1,450.00	0130	14.6
	1,479.00	0010	87.8
	1,479.00	0780	6.7
	1,500.00	0010	60.6
	1,500.00	0130	34.7
	1,500.00	0780	22.6
	1,500.00	0920	3.5
	1,500.00	0930	70.8

SYRAH/FRENCH SYRAH-SHIRAZ (Cont'd.)	1,500.00	1000	10.9
	1,500.00	1085	4.0
	1,500.00	7065	21.1
	1,500.00	7455	36.3
	1,560.00	0010	3.9
	1,560.00	0920	27.6
	1,600.00	0010	50.3
	1,600.00	0130	51.9
	1,600.00	1085	5.9
	1,650.00	0010	9.4
	1,650.00	0780	23.5
	1,650.00	0910	4.4
	1,700.00	1085	10.5
	1,750.00	0010	41.0
	1,760.00	1085	1.1
	1,785.71	0010	18.2
	1,800.00	7065	9.4
	1,850.00	0010	2.0
	1,886.00	0010	11.3
	1,898.00	0780	2.9
	1,900.00	0010	10.2
	1,971.82	0010	80.6
	1,971.82	0780	30.6
	2,000.00	0010	10.5
Wtd. Avg. Base	1,460.49		
TANNAT	1,971.82	0010	22.5
Wtd. Avg. Base	1,971.82		
ZINFANDEL	247.20	0010	20.4
	300.00	0010	5.7
	350.00	0010	43.3
	400.00	0010	70.3
	400.00	0920	3.8
	400.00	1822	46.6
	450.00	0010	332.9
	450.00	0200	135.4
	500.00	0010	507.1
	500.00	0430	4.8
	500.00	1792	395.0
	500.00	1995	106.4
	516.80	0010	857.4
	536.64	1995	354.7
	584.00	1005	16.7
	650.00	0010	29.4
	771.32	0200	877.1
	800.00	0010	112.6
	850.00	0670	21.5
	859.58	7328	74.3
	866.80	0010	101.2
	900.00	0010	13.8
	900.00	7752	231.5
	984.00	0010	21.1
	1,000.00	0010	189.4
	1,000.00	0430	6.0
	1,000.00	0930	27.4
	1,000.00	1070	3.2
	1,006.53	0010	201.1
	1,030.00	0010	7.4
	1,032.00	0010	6.2
	1,050.00	0010	64.7
	1,050.00	1080	24.0
	1,100.00	0010	122.1
	1,175.00	0010	4.9
	1,200.00	0010	36.5
	1,200.00	1015	87.2
	1,200.00	1025	2.6
	1,200.00	7752	15.9
	1,250.00	0010	4.2
	1,250.00	0920	1.8
	1,250.00	7452	49.3
	1,300.00	0010	31.3
	1,300.00	0920	43.3
	1,300.00	0930	5.1
	1,300.00	1095	103.3
	1,350.00	0010	28.8
	1,350.00	0920	32.5

**TABLE 8: BASE PRICE PAID TO GROWERS FOR GRAPES CRUSHED AND DELIVERED TO CALIFORNIA PROCESSORS FROM THE 1998 CROP WITH BRIX FACTORS AND PURCHASED TONNAGE, BY TYPE, VARIETY, REPORTING DISTRICT WHERE GROWN, AND WEIGHTED AVERAGE BASE PRICE.**

District, Type, and Variety	Base Price Per Ton	Brix Factors	Tons	District, Type, and Variety	Base Price Per Ton	Brix Factors	Tons
	Dollars	Code a/			Dollars	Code a/	
<b>DISTRICT 08 (Cont'd.)</b>							
ZINFANDEL (Cont'd.)	1,400.00	0010	97.0	SEMILLON	450.00	0630	2.2
	1,400.00	0780	8.1	Wtd. Avg. Base	450.00		
	1,400.00	0920	7.2	SYMPHONY	310.00	0200	314.7
	1,400.00	1180	8.0		500.00	8150	49.0
	1,422.36	0010	123.1	Wtd. Avg. Base	335.60		
	1,450.00	0010	13.7	OTHER WHITE	600.00	0800	3.6
	1,462.00	0010	4.0	Wtd. Avg. Base	600.00		
	1,500.00	0010	34.7	<b>WINE GRAPES (RED)</b>			
	1,500.00	0957	2.8	BARBERA	1,150.00	1110	0.9
	1,500.00	1085	1.9	Wtd. Avg. Base	1,150.00		
	1,500.00	7760	32.5	CABERNET FRANC	1,125.00	0010	1.6
	1,600.00	0010	8.0	Wtd. Avg. Base	1,125.00		
	1,800.00	0140	56.2	CABERNET SAUVIGNON	650.00	0010	22.1
	2,000.00	0010	1.6		650.00	0910	70.2
Wtd. Avg. Base	758.19				725.00	0200	80.5
OTHER RED	1,100.00	7752	2.6		750.00	0010	141.9
	1,500.00	1185	0.4		750.00	0780	21.9
	1,600.00	0010	0.3		775.00	0200	175.2
Wtd. Avg. Base	1,193.94				796.06	0200	192.8
<b>DISTRICT 09</b>					800.00	7300	181.6
<b>WINE GRAPES (WHITE)</b>					810.00	0010	17.1
CHARDONNAY	500.00	0120	755.6		835.49	0010	490.8
	600.00	0010	58.0		850.00	1085	1.4
	600.00	0910	472.7		900.00	0010	180.1
	650.00	1000	215.4		1,000.00	0010	102.3
	700.00	0010	146.5		1,000.00	7450	43.6
	700.00	6530	18.4		1,044.55	0910	15.4
	720.00	0910	185.6		1,100.00	7720	48.9
	725.00	6360	81.4		1,110.26	0010	7.3
	750.00	0115	230.0		1,200.00	7130	22.2
	800.00	0010	68.1		1,348.08	0010	20.2
	850.00	5300	1,008.1		2,005.00	0775	100.0
	900.00	0010	165.0	Wtd. Avg. Base	899.61		
	900.00	7840	148.6	GRENACHE	160.00	1865	624.9
	904.35	0010	1,118.8		190.00	1865	830.0
	904.93	5300	218.6		210.00	0550	176.2
	1,000.00	0720	89.9	Wtd. Avg. Base	180.67		
	1,000.00	0845	112.0	MALBEC	1,285.28	0910	0.6
	1,100.00	0010	17.0	Wtd. Avg. Base	1,285.28		
	1,100.00	0845	20.1	MERLOT	500.00	0010	1.0
	1,188.46	0010	78.4		650.00	0200	87.2
	1,200.00	0910	4.0		700.00	0010	61.9
	1,411.12	0010	116.3		700.00	0200	384.2
	1,499.73	0910	376.4		700.00	7450	207.3
	1,543.63	0910	89.3		750.00	0010	65.4
	1,800.00	0910	7.0		750.00	7450	25.6
Wtd. Avg. Base	851.51				851.87	0200	95.8
CHENIN BLANC	225.00	2380	167.9		900.00	0010	21.5
	275.00	2280	91.6		900.00	0910	85.6
	525.00	0780	53.8		900.00	7050	548.8
Wtd. Avg. Base	291.13				905.38	0010	306.9
FRENCH COLOMBARD	175.00	0010	96.5		1,000.00	0010	77.3
	180.00	0010	803.9		1,080.00	0010	664.7
Wtd. Avg. Base	179.46				1,080.00	7130	204.3
MUSCAT BLANC/M CANELLI	650.00	0920	2.7		1,285.08	0010	70.7
Wtd. Avg. Base	650.00				1,317.68	0910	18.6
MUSCAT ORANGE	650.00	0920	11.3		1,400.00	0910	13.0
Wtd. Avg. Base	650.00				1,700.00	0140	1.9
SAUVIGNON BLANC	600.00	0010	135.5		1,798.56	1085	7.5
	1,300.00	0910	3.5		3,101.91	0910	56.6
Wtd. Avg. Base	617.63			Wtd. Avg. Base	956.24		

**TABLE 8: BASE PRICE PAID TO GROWERS FOR GRAPES CRUSHED AND DELIVERED TO CALIFORNIA PROCESSORS FROM THE 1998 CROP WITH BRIX FACTORS AND PURCHASED TONNAGE, BY TYPE, VARIETY, REPORTING DISTRICT WHERE GROWN, AND WEIGHTED AVERAGE BASE PRICE.**

District, Type, and Variety	Base Price Per Ton	Brix Factors	Tons	District, Type, and Variety	Base Price Per Ton	Brix Factors	Tons
	Dollars	Code a/			Dollars	Code a/	
<b>DISTRICT 09 (Cont'd.)</b>				CHENIN BLANC	450.00	0660	14.6
PETITE SIRAH	500.00	0010	97.3	Wtd. Avg. Base	450.00		
	800.00	0010	5.5	FRENCH COLOMBARD	280.00	4945	24.2
Wtd. Avg. Base	516.05			Wtd. Avg. Base	280.00		
PINOT NOIR	825.00	0010	0.8	GEWURZTRAMINER	850.00	0010	1.2
	1,500.00	0430	8.5		900.00	0010	4.1
	1,800.00	0890	8.0		905.71	1070	1.1
Wtd. Avg. Base	1,607.51			Wtd. Avg. Base	891.61		
SANGIOVETO/SANGIOVESE	850.00	0010	65.3	MARSANNE	900.00	0010	4.6
Wtd. Avg. Base	850.00				900.00	1085	6.1
SYRAH/FRENCH SYRAH-SHIRAZ	600.00	0925	99.1	Wtd. Avg. Base	900.00		
	850.00	0010	8.9	MUSCAT BLANC/M CANELLI	535.00	0955	5.3
	1,000.00	0010	1.1		650.00	0010	2.9
	1,120.05	0010	91.4		700.00	0010	2.2
	1,136.52	0910	1.0		700.00	1214	11.8
	1,200.00	0010	9.8		800.00	0010	1.2
	1,200.00	1005	66.2		800.00	1180	1.3
	1,200.00	1085	14.3		850.00	0010	13.5
Wtd. Avg. Base	959.54				1,000.00	0010	15.8
ZINFANDEL	250.00	0550	45.5		1,000.00	0950	14.5
	250.00	1755	1,309.2	Wtd. Avg. Base	851.03		
	350.00	0010	14,810.8	MUSCAT OF ALEXANDRIA	600.00	0910	5.9
	350.00	0640	1,004.6	Wtd. Avg. Base	600.00		
	350.00	0910	402.0	MUSCAT ORANGE	648.96	0780	41.7
	350.00	1855	144.3		650.00	0010	2.1
	400.00	0430	359.5		700.00	0010	2.2
	400.00	1750	175.2		800.00	0010	1.1
	450.00	0050	51.7		850.00	0140	12.1
	800.00	0010	3.0	Wtd. Avg. Base	694.79		
	983.51	0010	64.3	PINOT GRIS	900.00	0010	3.5
	1,150.00	1085	9.8		1,278.44	0010	1.7
	1,230.12	1005	23.6	Wtd. Avg. Base	1,023.72		
Wtd. Avg. Base	348.21			ROUSANNE	800.00	0010	1.8
OTHER RED	350.00	0910	23.6		900.00	1085	2.2
	600.00	0790	3.0		1,350.00	1180	0.2
Wtd. Avg. Base	378.20			Wtd. Avg. Base	878.57		
<b>DISTRICT 10</b>				SAUVIGNON BLANC	400.00	0760	15.5
<b>WINE GRAPES (WHITE)</b>					550.00	0010	197.6
CHARDONNAY	616.00	0010	2.4		600.00	0010	22.1
	650.00	0010	19.5		600.00	0910	5.7
	750.00	0010	0.2		600.00	0920	2.5
	800.00	0010	9.6		635.25	0010	4.5
	900.00	0910	87.3		635.25	0990	1.8
	904.00	0010	1.2		650.00	0010	2.7
	991.00	0010	38.4		700.00	0010	39.6
	1,000.00	0010	83.7		700.00	0140	4.8
	1,000.00	0780	15.0		700.00	0770	8.6
	1,050.00	0660	0.9		700.00	0845	4.5
	1,100.00	0010	35.5		700.00	0910	13.4
	1,100.00	0770	53.4		724.00	0010	11.5
	1,100.00	0780	76.8		800.00	0010	1.8
	1,167.00	0910	3.4		800.00	0910	4.8
	1,175.00	0920	28.3		815.41	0760	105.5
	1,200.00	0010	69.9		850.00	0010	8.0
	1,200.00	0125	8.5		850.00	1085	1.2
	1,200.00	0910	9.0		850.00	1110	9.6
	1,200.00	1085	10.1		900.00	0010	17.5
	1,250.00	1070	3.0		1,000.00	0650	10.6
	1,400.00	0010	17.7		1,100.00	0010	43.8
	1,504.76	0915	116.1		1,100.00	0770	27.0
	1,536.89	0010	28.4		1,100.00	0845	23.4
	1,577.02	7840	64.8				
Wtd. Avg. Base	1,181.07						

**TABLE 8: BASE PRICE PAID TO GROWERS FOR GRAPES CRUSHED AND DELIVERED TO CALIFORNIA PROCESSORS FROM THE 1998 CROP WITH BRIX FACTORS AND PURCHASED TONNAGE, BY TYPE, VARIETY, REPORTING DISTRICT WHERE GROWN, AND WEIGHTED AVERAGE BASE PRICE.**

District, Type, and Variety	Base Price Per Ton	Brix Factors	Tons	District, Type, and Variety	Base Price Per Ton	Brix Factors	Tons
	Dollars	Code a/			Dollars	Code a/	
<b>DISTRICT 10 (Cont'd.)</b>							
SAUVIGNON BLANC (Cont'd.)	1,100.00	0910	5.0	CABERNET FRANC (Cont'd.)	1,300.00	0010	2.0
Wtd. Avg. Base	741.20				1,300.00	0780	27.7
SEMILLON	700.00	0010	4.0		1,300.00	1015	2.4
	735.00	0010	8.3		1,300.00	1070	2.5
	785.00	0910	4.2		1,312.03	1000	2.0
	800.00	0950	5.2		1,350.00	0010	5.0
Wtd. Avg. Base	956.63			Wtd. Avg. Base	986.35		
SYMPHONY	400.00	0010	45.7	CABERNET SAUVIGNON	500.00	0115	1.0
Wtd. Avg. Base	400.00				800.00	0010	0.3
VIOGNIER	850.00	0010	1.1		850.00	0010	3.0
	900.00	0010	15.4		850.00	0125	3.0
	900.00	1085	0.3		850.00	0910	2.6
	900.00	1180	2.9		900.00	0010	29.7
	1,045.00	0010	0.1		925.00	0010	2.1
	1,050.00	1180	3.8		950.00	0010	23.7
	1,100.00	1180	0.5		1,000.00	0010	25.4
	1,200.00	0010	2.1		1,000.00	0780	7.5
	1,200.00	1110	2.0		1,000.00	0790	46.3
	1,350.00	7957	12.0		1,000.00	0910	146.5
	1,450.00	0010	5.2		1,000.00	0915	9.0
	1,450.00	1165	1.0		1,000.00	1085	33.7
	1,600.00	0010	0.6		1,000.00	1180	26.3
Wtd. Avg. Base	1,135.95				1,000.00	7130	45.7
WHITE RIESLING	550.00	0910	5.1		1,000.00	8315	74.4
Wtd. Avg. Base	550.00				1,053.96	0140	5.5
<b>WINE GRAPES (RED)</b>					1,054.00	0010	20.3
AGLIANICO	900.00	0010	0.9		1,054.00	0670	18.8
Wtd. Avg. Base	900.00				1,054.00	0910	15.0
ALICANTE BOUSCHET	700.00	1110	0.2		1,054.00	1085	4.0
Wtd. Avg. Base	700.00				1,054.00	8020	3.1
ALVARELHAO	925.00	0010	0.5		1,061.00	0010	42.8
	1,000.00	1105	0.9		1,100.00	0010	17.4
Wtd. Avg. Base	973.21				1,100.00	0780	4.3
BARBERA	800.00	0790	5.0		1,100.00	0920	3.3
	840.00	1110	2.0		1,151.99	1015	1.6
	850.00	0010	101.8		1,200.00	0010	5.9
	925.00	1110	21.8		1,200.00	0660	3.6
	1,000.00	0010	10.4		1,200.00	1070	0.4
	1,000.00	0150	4.0		1,200.00	1085	4.3
	1,000.00	0950	2.0		1,250.00	0010	72.9
	1,000.00	1180	17.2		1,250.00	0780	22.7
	1,019.00	1105	4.0		1,250.00	0920	12.9
	1,050.00	0010	6.7		1,300.00	0920	2.2
	1,100.00	0010	0.5		1,300.00	1005	24.0
	1,200.00	1085	5.5		1,320.00	1000	5.4
	1,400.00	0010	1.3		1,400.00	0010	23.2
	1,600.00	0010	20.7		1,500.00	0910	17.0
	2,000.00	0010	1.2		1,500.00	0920	3.6
Wtd. Avg. Base	987.63				1,500.00	1095	2.2
CABERNET FRANC	750.00	1145	58.2		1,700.00	1095	2.0
	800.00	0010	4.0	Wtd. Avg. Base	1,078.70		
	999.00	0010	45.7	CARIGNANE	365.00	0010	10.4
	1,000.00	0790	1.0		700.00	0010	5.7
	1,000.00	0920	2.0		1,000.00	0770	2.4
	1,100.00	0920	0.8		1,000.00	1180	2.5
	1,141.00	0010	2.0	Wtd. Avg. Base	604.10		
	1,214.38	1015	0.7	CHARBONO	695.00	0660	4.8
					700.00	0010	1.9
					1,200.00	0010	2.1
				Wtd. Avg. Base	816.59		
				CINSAULT	850.00	0810	12.9
					900.00	0010	2.2
					925.00	0010	0.5
				Wtd. Avg. Base	859.46		
				DOLCETTO	1,000.00	0930	0.5
					1,150.00	0010	1.1
				Wtd. Avg. Base	1,103.13		

**TABLE 8: BASE PRICE PAID TO GROWERS FOR GRAPES CRUSHED AND DELIVERED TO CALIFORNIA PROCESSORS FROM THE 1998 CROP WITH BRX FACTORS AND PURCHASED TONNAGE, BY TYPE, VARIETY, REPORTING DISTRICT WHERE GROWN, AND WEIGHTED AVERAGE BASE PRICE.**

District, Type, and Variety	Base Price Per Ton	Brix Factors	Tons	District, Type, and Variety	Base Price Per Ton	Brix Factors	Tons		
	Dollars	Code a/			Dollars	Code a/			
<b>DISTRICT 10 (Cont'd.)</b>				MUSCAT HAMBURG	600.00	1190	3.5		
GRENACHE	700.00	0010	6.8		787.50	0010	13.0		
	700.00	1180	3.2	Wtd. Avg. Base	747.73				
	703.15	0950	5.9	NEBBIOLO	800.00	1110	1.8		
	726.77	0010	2.7		1,000.00	7130	5.5		
	800.00	0010	1.1		1,150.00	0010	2.2		
	850.00	0010	7.8		1,700.00	0010	5.3		
	850.00	1015	4.0		Wtd. Avg. Base	1,248.65			
	850.00	1180	3.8		PETIT VERDOT	450.00	1170	1.3	
	Wtd. Avg. Base	758.92				1,000.00	0010	0.8	
	MALBEC	450.00	8315		2.7	Wtd. Avg. Base	659.52		
700.00		0010	0.4		PETITE SIRAH	650.00	0930	11.7	
1,200.00		0010	0.2			695.00	0660	5.1	
Wtd. Avg. Base	525.76		1,000.00	0010		4.7			
MATAROMOURVEDRE	750.00	0010	5.0	1,000.00		0910	13.6		
	856.42	0010	7.0	1,500.00		0010	1.4		
	1,000.00	0140	1.2	1,500.00		0920	6.9		
	1,100.00	0790	0.9	Wtd. Avg. Base		965.43			
	1,300.00	0780	15.4	PINOT NOIR		660.00	0840	0.9	
	1,350.00	0010	1.4			695.00	0660	1.4	
	1,350.00	1085	11.4			850.00	0910	2.3	
	1,350.00	1095	4.5		924.00	0010	3.0		
	1,375.00	0010	1.2		1,050.00	0010	3.4		
	1,400.00	0010	1.6		Wtd. Avg. Base	896.73			
Wtd. Avg. Base	1,193.55		PINOTAGE		1,200.00	0780	2.1		
MERLOT	600.00	0010	1.9		Wtd. Avg. Base	1,200.00			
	600.00	0790	24.3		PRIMOTIVO	850.00	0010	5.5	
	750.00	0950	13.6			Wtd. Avg. Base	850.00		
	800.00	1070	0.5	RUBIRED		1,000.00	0910	2.0	
	800.00	8315	67.0			Wtd. Avg. Base	1,000.00		
	900.00	0010	0.4			SANGIOVETO/SANGIOVESE	750.00	0920	2.0
	1,000.00	0910	1.5				800.00	0010	6.6
	1,000.00	0920	0.5				850.00	0010	16.3
	1,000.00	1180	9.6				925.00	0010	4.9
	1,061.00	0010	18.6				950.00	0010	19.1
	1,200.00	0010	6.9				965.00	0950	8.6
	1,200.00	7957	10.8		1,000.00		0010	15.6	
	1,250.00	0010	15.4		1,000.00		0910	8.5	
	1,250.00	0910	5.2	1,100.00	0010		3.0		
	1,250.00	0920	8.1	1,100.00	7752		12.1		
	1,254.00	0010	9.0	1,150.00	0010	2.1			
	1,254.00	0670	10.3	1,200.00	0010	4.0			
	1,288.23	1015	2.6	1,350.00	7452	34.4			
	1,350.00	0010	5.6	1,600.00	0010	3.4			
	1,400.00	0010	20.7	1,600.00	1015	5.0			
	1,400.00	0660	1.2	Wtd. Avg. Base	1,094.89				
	1,400.00	0780	32.0	SOUZAO	1,000.00	1105	0.8		
	1,400.00	1070	1.6		Wtd. Avg. Base	1,000.00			
	1,400.00	1085	4.0		SYRAH/FRENCH SYRAH-SHIRAZ	600.00	0920	1.0	
	1,450.00	0010	2.0			600.00	0930	20.2	
	1,500.00	0010	21.0			650.00	1145	19.1	
	1,500.00	0910	0.7			667.54	0010	7.9	
	1,500.64	0010	6.9			750.00	0010	12.9	
1,509.91	1070	2.1	800.00			1085	2.0		
1,550.00	0010	26.2	800.00			1180	14.1		
1,600.00	0140	7.4	811.49			0010	5.1		
1,600.00	0780	10.4	850.00	0010		14.6			
1,638.68	0920	29.6	900.00	0010		1.7			
1,700.00	0010	1.5	900.00	1085	2.7				
Wtd. Avg. Base	1,203.54								
MISSION	225.00	0950	13.3						
	275.00	0010	105.7						
	500.00	0010	7.4						
	650.00	1095	0.7						
	1,000.00	1095	1.0						
Wtd. Avg. Base	290.52								



**TABLE 8: BASE PRICE PAID TO GROWERS FOR GRAPES CRUSHED AND DELIVERED TO CALIFORNIA PROCESSORS FROM THE 1998 CROP WITH BRIX FACTORS AND PURCHASED TONNAGE, BY TYPE, VARIETY, REPORTING DISTRICT WHERE GROWN, AND WEIGHTED AVERAGE BASE PRICE.**

District, Type, and Variety	Base Price Per Ton	Brix Factors	Tons
	Dollars	Code a/	

District, Type, and Variety	Base Price Per Ton	Brix Factors	Tons
	Dollars	Code a/	

**DISTRICT 10 (Cont'd.)**

SYRAH/FRENCH SYRAH-SHIRAZ (Cont'd.)	904.14	0950	6.4
	924.00	0010	3.7
	950.00	0010	2.2
	950.00	1110	13.0
	1,000.00	0010	1.3
	1,000.00	1005	14.7
	1,000.00	1085	3.4
	1,001.00	0010	8.7
	1,172.62	0950	1.4
	1,200.00	0010	3.2
	1,200.00	0920	6.8
	1,325.00	0010	1.8
	1,450.00	0780	8.2
	1,500.00	0010	18.8
	1,500.00	0687	0.3
	1,500.00	0910	13.7
	1,509.27	0010	5.0
	1,600.00	0010	3.5
	1,600.00	0920	2.8
	1,600.00	1180	14.9
Wtd. Avg. Base	1,037.04		
TEMPRANILLO	1,300.00	0010	2.0
Wtd. Avg. Base	1,300.00		
TINTA CAO	925.00	0010	1.4
	1,000.00	0010	1.8
	1,000.00	1105	0.9
Wtd. Avg. Base	974.39		
TOURIGA	550.00	0010	2.2
	1,000.00	1105	0.9
Wtd. Avg. Base	680.65		
TROUSSEAU	1,000.00	1105	0.7
Wtd. Avg. Base	1,000.00		
ZINFANDEL	350.00	0050	385.1
	350.00	1885	9.9
	400.00	0010	13.5
	450.00	0055	25.0
	500.00	0010	166.2
	500.00	0430	514.8
	535.00	0010	55.1
	550.00	0010	61.5
	550.00	0640	22.3
	550.00	1095	0.3
	600.00	0010	7.8
	600.00	0150	36.0
	600.00	0460	6.4
	600.00	0560	10.4
	600.00	1110	1.0
	647.06	0010	1.2
	675.00	0010	7.4
	695.00	0010	0.6
	695.00	0660	2.7
	700.00	0660	7.6
	700.00	1110	44.5
	725.00	0010	64.2
	750.00	0010	5.1
	750.00	1110	70.1
	798.00	0010	30.5
	800.00	0010	15.9
	800.00	1085	37.7
	800.00	1170	11.4
	800.00	1180	27.6
	805.00	0670	14.0
	806.53	0950	22.9
	825.00	0010	11.2
	850.00	0010	1,011.8
	850.00	1085	187.6
	850.00	1110	111.5

ZINFANDEL (Cont'd.)	850.00	1180	4.3
	879.53	0010	19.4
	887.18	0950	5.2
	900.00	0010	164.8
	900.00	1085	22.4
	900.00	1107	38.9
	900.00	1110	2.9
	900.00	1180	130.0
	900.00	7752	25.6
	910.00	0950	18.2
	925.00	0010	4.2
	950.00	0010	420.2
	950.00	0790	29.2
	950.00	0910	116.1
	1,000.00	0010	76.5
	1,000.00	0910	25.6
	1,000.00	0950	22.0
	1,000.00	1085	18.0
	1,000.00	1095	27.5
	1,000.00	1110	54.7
	1,000.00	1180	15.9
	1,005.73	0910	23.9
	1,008.33	0010	33.7
	1,025.00	0010	14.2
	1,085.75	1070	1.5
	1,100.00	0010	5.8
	1,100.00	0140	9.9
	1,100.00	1095	3.9
	1,150.00	0910	3.5
	1,184.46	1070	10.1
	1,200.00	0010	112.1
	1,200.00	0910	6.8
	1,200.00	0950	15.2
	1,200.00	1085	28.8
	1,200.00	1095	14.2
	1,200.00	1180	5.1
	1,222.84	0010	38.5
	1,250.00	0930	14.6
	1,300.00	0010	102.1
	1,300.00	0930	6.6
	1,325.00	0010	21.9
	1,343.60	7452	60.8
	1,400.00	0010	26.5
	1,400.00	1095	1.8
	1,500.00	0010	17.7
	1,500.00	1110	20.3
	2,000.00	0010	11.8
Wtd. Avg. Base	812.69		

OTHER RED	400.00	1085	0.4
	750.00	0010	5.7
	750.00	1015	23.5
	925.00	0010	5.4
	950.00	0010	4.0
	1,000.00	0010	5.6
Wtd. Avg. Base	817.38		

**DISTRICT 11  
TABLE GRAPES**

FLAME TOKAY	115.00	0550	15.2
	165.00	0085	30.4
	175.00	0010	216.5
	175.00	1685	1,477.7
	175.00	1855	602.9
	180.00	0010	2,487.8
	185.00	0010	10,884.9
	190.00	0010	2,210.7
	240.00	0010	172.0
Wtd. Avg. Base	184.08		

<b>WINE GRAPES (WHITE)</b>			
BURGER	135.00	0550	20.8
	175.00	1615	1,242.0
	185.00	0010	77.4

**TABLE 8: BASE PRICE PAID TO GROWERS FOR GRAPES CRUSHED AND DELIVERED TO CALIFORNIA PROCESSORS FROM THE 1998 CROP WITH BRIX FACTORS AND PURCHASED TONNAGE, BY TYPE, VARIETY, REPORTING DISTRICT WHERE GROWN, AND WEIGHTED AVERAGE BASE PRICE.**

District, Type, and Variety	Base Price Per Ton	Brix Factors	Tons	District, Type, and Variety	Base Price Per Ton	Brix Factors	Tons
	Dollars	Code a/			Dollars	Code a/	
<b>DISTRICT 11 (Cont'd.)</b>							
BURGER (Cont'd.)	185.00	1600	7,410.6	CHARDONNAY (Cont'd.)	1,050.00	0010	98.3
	190.00	0033	236.6		1,100.00	0010	24.4
	190.00	0040	33.5		1,100.00	0805	5.4
	190.00	1600	273.3		1,100.00	0845	81.3
	200.00	0280	39.8		1,100.00	7310	64.6
	200.00	1600	128.5		1,105.00	7870	95.8
	200.41	0035	725.1		1,160.00	0780	18.6
	210.43	0035	640.3		1,200.00	0400	91.3
					1,200.00	0910	50.3
					1,200.00	1005	46.8
Wtd. Avg. Base	186.78				1,200.00	7840	404.2
					1,600.00	0010	123.5
CHARDONNAY	6.50	b/ 1500	5.1		1,822.62	0910	23.7
	400.00	0010	1,204.9	Wtd. Avg. Base	742.64	c/	
	500.00	5310	20.4	CHENIN BLANC	208.33	0550	236.2
	550.00	0010	127.5		250.00	0570	25.2
	600.00	0010	655.9		275.00	0010	84.9
	600.00	7255	885.1		325.00	0085	69.6
	600.00	7550	54.4		325.00	0200	67.5
	625.00	0010	370.0		325.00	2605	2,739.3
	625.00	0120	7,970.4		350.00	0115	21.8
	650.00	0010	5,368.7		352.25	0010	315.5
	650.00	7255	1,950.6		400.00	0010	49.3
	700.00	0010	2,347.9		400.00	0540	1,213.6
	700.00	6142	249.6		400.00	5135	21.8
	700.00	7070	15.1		515.00	0760	36.0
	725.00	0010	3,349.0		525.00	0720	57.5
	725.00	0100	142.3	Wtd. Avg. Base	343.25		
	725.00	0115	1,132.3	EMERALD RIESLING	350.00	0550	13.5
	725.00	0120	2,923.1				
	725.00	0200	558.6	Wtd. Avg. Base	350.00		
	725.00	6142	257.6	FRENCH COLOMBARD	180.00	0010	132.2
	725.00	6150	524.1		200.00	0640	63.5
	725.00	6360	231.3		200.00	2860	42.4
	725.00	7050	2,644.6		208.64	0550	358.5
	725.00	7090	15,846.4		237.34	2860	210.7
	725.00	7410	517.5		250.00	0100	69.1
	734.00	6138	486.3		250.00	2590	587.3
	734.00	6140	919.4		250.00	3170	5,675.1
	734.00	6142	7,072.4		260.00	2150	243.1
	734.00	6143	139.9		264.12	1900	215.5
	746.43	0550	92.0		275.00	0115	29.2
	750.00	0010	1,428.0		280.00	3215	29.2
	750.00	7050	385.9		300.00	3215	242.0
	752.00	0010	110.2		680.00	0780	1.0
	752.07	7255	661.8	Wtd. Avg. Base	248.43		
	755.22	6138	231.4	GRAY RIESLING	350.00	0550	11.8
	755.22	6142	199.1				
	774.09	7840	22.6	Wtd. Avg. Base	350.00		
	790.96	0010	343.3	MALVASIA BIANCA	275.00	0010	2,056.9
	800.00	0010	244.8				
	800.00	0120	210.9	Wtd. Avg. Base	275.00		
	800.00	5300	41.9	MUSCAT BLANC/M CANELLI	225.00	0550	34.5
	800.00	7050	394.7		450.00	0010	181.7
	834.00	6143	400.0	Wtd. Avg. Base	414.10		
	835.00	0010	6.0	MUSCAT ORANGE	500.00	0010	48.6
	850.00	0120	1,029.0		600.00	0010	20.0
	850.00	0910	511.1	Wtd. Avg. Base	529.15		
	850.00	5300	325.5	PALOMINO/G CHASSELAS	185.00	0470	22.1
	850.00	7274	519.6				
	864.00	0910	212.7	Wtd. Avg. Base	185.00		
	864.88	0010	69.1	PINOT GRIS	650.00	7255	38.0
	900.00	0010	137.2		734.00	6142	25.6
	900.00	0910	380.6		754.00	0010	14.6
	900.00	7010	739.1		1,000.00	0125	272.9
	900.00	7255	47.1				
	900.00	7840	426.2				
	900.00	7870	121.0				
	925.00	0780	123.6				
	935.00	0120	5,801.7				
	965.00	0010	86.5				
	995.00	0775	136.1				
	1,000.00	0010	333.2				
	1,000.00	0775	128.4				
	1,000.00	0910	218.4				
	1,000.00	3140	1,062.4				
	1,000.00	6520	256.0				
	1,045.00	0200	174.9				

**TABLE 8: BASE PRICE PAID TO GROWERS FOR GRAPES CRUSHED AND DELIVERED TO CALIFORNIA PROCESSORS FROM THE 1998 CROP WITH BRIX FACTORS AND PURCHASED TONNAGE, BY TYPE, VARIETY, REPORTING DISTRICT WHERE GROWN, AND WEIGHTED AVERAGE BASE PRICE.**

District, Type, and Variety	Base Price Per Ton	Brix Factors	Tons	District, Type, and Variety	Base Price Per Ton	Brix Factors	Tons
	Dollars	Code a/			Dollars	Code a/	
<b>DISTRICT 11 (Cont'd.)</b>				ALVARELHAO	767.00	0010	5.9
PINOT GRIS (Cont'd.)				Wtd. Avg. Base	767.00		
Wtd. Avg. Base	932.49			BARBERA	425.00	7090	124.8
SAUVIGNON BLANC	500.00	0010	329.3		500.00	0550	70.4
	500.00	2938	2,301.4		600.00	7090	86.9
	500.00	6125	84.2		767.00	7752	76.9
	505.00	0200	66.7		787.00	7752	79.8
	517.00	0010	21.9		800.00	0010	4.0
	521.14	4853	1,853.2		800.00	0780	26.6
	550.00	0010	349.4		867.00	7752	40.0
	550.00	3120	2,288.3		1,000.00	1085	20.4
	550.00	4854	673.1		1,100.00	0010	1.0
	573.72	3140	132.0		1,200.00	0920	17.6
	574.00	0010	35.5		1,235.00	0010	8.7
	600.00	0115	448.8	Wtd. Avg. Base	672.57		
	600.00	0120	252.3	CABERNET FRANC	375.00	0010	387.9
	600.00	0770	76.0		767.00	7752	174.2
	650.00	0010	101.5		850.00	0805	1.7
	650.00	0770	20.9		900.00	7329	2.4
	700.00	6320	50.1		1,000.00	0770	67.0
	750.00	0010	1,154.2	Wtd. Avg. Base	552.24		
	750.00	6320	98.9	CABERNET SAUVIGNON	6.50	b/ 1500	10.6
	753.25	3115	1,093.4		400.00	0010	411.5
	775.00	0010	20.3		450.00	0010	26.8
	775.00	0770	72.7		500.00	0010	404.6
	800.00	0010	111.9		500.00	0115	40.0
	850.00	1080	21.7		550.00	0010	215.9
Wtd. Avg. Base	584.13				600.00	0010	766.5
SEMILLON	350.00	0010	180.8		600.00	6924	433.0
	400.00	0010	79.7		600.00	7060	1,445.5
	410.90	2697	371.5		650.00	7255	206.8
	432.00	0010	23.4		700.00	0010	255.9
	441.00	0010	23.1		700.00	0910	76.9
	445.50	0010	41.6		700.00	7130	237.4
	450.00	2697	954.5		700.00	7255	1,999.0
Wtd. Avg. Base	427.66				750.00	0200	340.7
SYMPHONY	310.00	0200	262.3		750.00	0910	1,962.6
	325.00	0010	144.7		750.00	7060	1,688.9
	375.00	7255	47.0		750.00	7300	217.4
	450.00	4945	91.6		767.00	7752	7,666.8
Wtd. Avg. Base	343.08				770.66	7752	490.3
VOIGNIER	834.00	6142	80.5		790.00	0115	1,379.5
	850.00	0920	3.4		792.12	7255	85.1
	1,000.00	0115	241.5		795.65	7752	233.8
	1,000.00	1110	15.1		800.00	0010	842.1
	1,100.00	0920	0.6		800.00	0115	583.8
	1,200.00	0010	6.0		800.00	0120	104.7
	1,200.00	0730	14.7		800.00	0125	3,566.3
	1,200.00	0920	7.4		800.00	0805	14.3
	1,200.00	1095	10.1		800.00	7240	2,109.9
	1,500.00	0920	4.2		800.00	7650	19,744.4
Wtd. Avg. Base	989.38				833.33	0550	104.4
WHITE RIESLING	400.00	0550	10.9		850.00	0010	60.7
Wtd. Avg. Base	400.00				850.00	0115	31.5
					850.00	0200	1,268.9
					850.00	7130	250.8
					867.00	7752	300.0
					900.00	0010	136.7
					900.00	0910	399.3
					900.00	7070	18.4
					900.00	7329	8.2
					920.00	0010	152.8
					935.00	0120	393.2
					944.64	0010	237.6
					950.00	0010	91.6
					950.00	7240	277.1
					950.00	8015	124.5
					1,000.00	0010	353.5
					1,000.00	0200	138.5
					1,000.00	0760	31.5
					1,000.00	0915	132.7
					1,000.00	0920	50.1
					1,000.00	1080	14.2
Wtd. Avg. Base	625.65						
<b>WINE GRAPES (RED)</b>							
ALICANTE BOUSCHET	500.00	0660	19.0				
	525.00	0010	123.8				
	525.00	5140	41.2				
	700.00	0760	5.7				
	825.00	0010	14.6				
	850.00	0775	18.1				
	998.00	0010	2.8				
	1,000.00	0010	28.2				
Wtd. Avg. Base	625.65						

**TABLE 8: BASE PRICE PAID TO GROWERS FOR GRAPES CRUSHED AND DELIVERED TO CALIFORNIA PROCESSORS FROM THE 1998 CROP WITH BRIX FACTORS AND PURCHASED TONNAGE, BY TYPE, VARIETY, REPORTING DISTRICT WHERE GROWN, AND WEIGHTED AVERAGE BASE PRICE.**

District, Type, and Variety	Base Price Per Ton	Brix Factors	Tons	District, Type, and Variety	Base Price Per Ton	Brix Factors	Tons
	Dollars	Code a/			Dollars	Code a/	
<b>DISTRICT 11 (Cont'd.)</b>				MATARO/MOURVEDRE (Cont'd.)			
CABERNET SAUVIGNON (Cont'd.)	1,000.00	7450	745.1	Wtd. Avg. Base	825.30		
	1,000.00	7840	281.7	MERLOT	400.00	0010	81.5
	1,000.00	7870	266.0		500.00	0010	95.9
	1,000.00	8002	174.9		600.00	0200	32.3
	1,050.00	0010	76.6		600.00	0550	99.0
	1,098.00	0010	44.0		600.00	7255	636.2
	1,100.00	0010	59.7		650.00	0010	100.3
	1,100.00	0920	150.4		650.00	0910	2,114.4
	1,100.00	7255	59.4		650.00	0920	1.3
	1,100.00	7840	807.0		652.00	0200	131.4
	1,150.00	0010	14.3		679.00	0010	45.3
	1,150.00	0775	8.0		693.00	0010	21.5
	1,150.00	1080	46.3		700.00	0010	3,913.2
	1,200.00	0010	121.5		700.00	0085	76.3
	1,200.00	1080	92.2		700.00	0115	873.1
	1,200.00	1085	26.6		700.00	0125	8,042.7
	1,200.00	7329	425.9		700.00	0200	1,368.6
	1,220.00	0010	206.1		700.00	7060	161.2
	1,293.00	0010	145.4		700.00	7240	990.7
	1,300.00	6520	490.5		700.00	7410	284.1
	1,321.40	0780	51.0		700.00	7650	4,314.8
	1,600.00	0010	20.1		700.00	7752	2,362.4
	2,000.00	0920	10.0		750.00	0010	48.2
Wtd. Avg. Base	803.72	c/			750.00	0910	1,057.0
CARIGNANE	6.50	b/	22.5		750.00	7085	85.5
	350.00	0010	108.9		750.00	7255	466.3
	350.00	0550	29.3		750.00	7300	215.0
	350.00	0915	169.4		800.00	0010	2,714.6
	400.00	7255	329.2		800.00	0115	60.9
	425.00	0010	45.9		800.00	0910	0.7
	425.00	7090	2,803.7		800.00	1080	243.8
	425.00	7240	127.5		800.00	6924	104.6
	425.00	7300	1,629.3		800.00	7255	47.2
	450.00	0010	238.3		800.00	7300	42.0
	450.00	7274	177.1		800.00	7620	710.5
	500.00	0910	297.1		800.00	7752	200.0
	600.00	0010	17.7		800.00	7840	1,054.8
	700.00	0910	9.9		831.96	0910	292.1
	700.00	1000	21.8		831.96	5180	94.6
	750.00	0010	9.5		832.00	0010	73.2
	750.00	0930	6.2		837.00	0010	25.5
	800.00	0010	4.8		850.00	0010	183.4
	800.00	0780	5.3		850.00	0910	66.4
	800.00	0910	90.5		850.00	7752	178.4
Wtd. Avg. Base	434.15	c/			850.00	7840	903.8
CINSAULT	1,000.00	0930	3.3		900.00	0010	171.7
Wtd. Avg. Base	1,000.00				900.00	0780	60.0
EARLY BURGUNDY	600.00	0805	1.6		900.00	0805	28.5
Wtd. Avg. Base	600.00				900.00	0910	67.3
GAMAY (NAPA)	452.01	2380	748.3		900.00	0920	19.2
	600.00	0805	2.9		900.00	6924	59.0
Wtd. Avg. Base	452.58				930.00	0010	129.6
GRENACHE	240.63	0550	132.9		950.00	0010	281.0
	250.00	0010	110.8		950.00	0920	54.6
	300.00	7150	93.0		950.00	1005	119.4
	650.00	0920	2.4		1,000.00	0010	5.5
Wtd. Avg. Base	262.87				1,000.00	0910	1,274.3
MALBEC	150.00	0010	18.1		1,000.00	1070	35.2
	665.00	0010	0.6		1,100.00	0920	0.5
	767.00	6394	43.3		1,105.00	0910	447.4
Wtd. Avg. Base	585.89				1,149.75	0775	126.4
MATARO/MOURVEDRE	700.00	0920	5.4		1,150.00	0010	22.3
	944.00	0805	5.7		1,200.00	0010	138.5
					1,200.00	0780	42.9
					1,200.00	0910	691.7
					1,250.00	0010	117.2
					1,350.00	0780	37.4
					1,400.00	0010	23.2
					1,500.00	0010	36.2
					1,600.00	0010	83.2
Wtd. Avg. Base					755.57		
MISSION	229.50	0550	64.0				
Wtd. Avg. Base	229.50						

**TABLE 8: BASE PRICE PAID TO GROWERS FOR GRAPES CRUSHED AND DELIVERED TO CALIFORNIA PROCESSORS FROM THE 1998 CROP WITH BRIX FACTORS AND PURCHASED TONNAGE, BY TYPE, VARIETY, REPORTING DISTRICT WHERE GROWN, AND WEIGHTED AVERAGE BASE PRICE.**

District, Type, and Variety	Base Price Per Ton	Brix Factors	Tons	District, Type, and Variety	Base Price Per Ton	Brix Factors	Tons
	Dollars	Code a/			Dollars	Code a/	
<b>DISTRICT 11 (Cont'd.)</b>				SYRAH/FRENCH SYRAH-SHIRAZ (Cont'd.)	985.00	1100	2.3
NEGRETTE	1,200.00	0920	15.7		1,000.00	0010	8.9
	1,280.00	0930	1.0		1,000.00	0920	73.3
					1,000.00	1085	129.9
Wtd. Avg. Base	1,204.79				1,149.75	0775	109.4
PETITE SIRAH	600.00	0010	1,027.9		1,150.00	7040	70.3
	600.00	0550	4.9		1,193.00	0010	14.4
	600.00	5180	285.2		1,200.00	0930	40.2
	747.71	0010	442.3		1,200.00	7300	130.9
	747.71	7255	33.2	Wtd. Avg. Base	806.99	8240	87.9
	800.00	0010	12.8				
	800.00	7040	42.2	TINTA CAO	767.00	7752	1.5
	900.00	0920	39.8				
	960.00	0025	1.2	Wtd. Avg. Base	767.00		
	1,000.00	0920	18.3				
	1,015.00	8183	54.4	TOURIGA	500.00	0010	0.2
	1,100.00	0920	46.6		767.00	0010	21.2
	1,200.00	0780	24.7		800.00	0920	0.5
Wtd. Avg. Base	679.48			Wtd. Avg. Base	765.32		
PINOT NOIR	600.00	0010	295.1	TROUSSEAU	767.00	7752	6.3
	600.00	0125	143.2		800.00	0920	0.5
	700.00	6924	27.5	Wtd. Avg. Base	769.43		
	767.00	7065	55.6				
Wtd. Avg. Base	623.08			VALDEPENAS	325.00	0915	48.2
PORTUGIESE BLAUER	1,200.00	0010	3.9	Wtd. Avg. Base	325.00		
Wtd. Avg. Base	1,200.00			ZINFANDEL	6.50	b/ 1500	180.7
PRIMOTIVO	600.00	0010	324.4		50.00	0010	76.0
Wtd. Avg. Base	600.00				200.00	0010	45.8
RUBIRED	400.00	0770	97.1		225.00	0060	504.9
	400.00	7245	31.2		250.00	0010	1,457.2
	450.00	0010	16.7		250.00	1655	1,108.7
Wtd. Avg. Base	405.76				250.00	1750	63.9
SALVADOR	350.00	0915	18.9		300.00	0010	272.0
Wtd. Avg. Base	350.00				300.00	0345	232.1
SANGIOVETO/SANGIOVESE	650.00	6530	70.8		340.00	0065	45.7
	700.00	0920	3.7		350.00	0010	3,661.6
	750.00	0115	53.8		350.00	0040	2,784.6
	750.00	0200	27.4		350.00	0045	1,313.0
	767.00	7065	191.1		350.00	0050	317.4
	787.00	0010	44.2		350.00	0055	388.2
	800.00	6520	32.8		350.00	0115	43.1
	850.00	1110	26.8		350.00	0200	1,341.3
	900.00	0010	95.8		350.00	1685	145.8
Wtd. Avg. Base	779.85				350.00	1755	5,069.9
SOUZAO	767.00	0010	7.1		350.00	1792	2,840.4
Wtd. Avg. Base	767.00				350.00	1820	311.5
SYRAH/FRENCH SYRAH-SHIRAZ	425.00	0550	5.5		350.00	1855	4,813.7
	600.00	7840	276.3		350.00	1860	1,086.1
	650.00	0920	6.2		350.00	1908	20,090.5
	650.00	7255	169.5		390.38	0550	166.9
	700.00	0010	177.7		400.00	0010	523.3
	750.00	0200	47.6		400.00	0040	121.6
	750.00	0910	1,251.8		400.00	0065	2,871.5
	750.00	7255	705.2		400.00	0430	532.5
	767.00	7752	731.0		400.00	0760	70.4
	850.00	0805	1.0		400.00	0770	27.3
	867.00	7752	40.0		400.00	1820	708.1
	900.00	0010	80.3		425.00	0010	11.4
	900.00	0920	73.7		440.00	0040	255.5
	900.00	1085	10.1		440.00	0050	337.0
	950.00	0010	149.4		445.24	0010	332.2
					450.00	0010	492.9
					450.00	0040	5,633.5
					450.00	0045	4,831.7
					450.00	0050	2,328.4
					450.00	0055	1,684.8
					450.00	0060	256.6
					450.00	0065	91.9
					450.00	0200	66.5
					450.00	1682	1,095.6
					450.00	1855	85.0
					450.00	1947	3,820.1

**TABLE 8: BASE PRICE PAID TO GROWERS FOR GRAPES CRUSHED AND DELIVERED TO CALIFORNIA PROCESSORS FROM THE 1998 CROP WITH BRIX FACTORS AND PURCHASED TONNAGE, BY TYPE, VARIETY, REPORTING DISTRICT WHERE GROWN, AND WEIGHTED AVERAGE BASE PRICE.**

District, Type, and Variety	Base Price Per Ton	Brix Factors	Tons
	Dollars	Code a/	

District, Type, and Variety	Base Price Per Ton	Brix Factors	Tons
	Dollars	Code a/	

**DISTRICT 11 (Cont'd.)**

ZINFANDEL (Cont'd.)	454.01	0010	2,831.4
	487.50	0910	5.0
	495.56	0010	509.6
	495.56	0430	1,881.8
	495.56	1682	1,213.5
	500.00	0010	29.4
	500.00	0115	22.9
	500.00	0640	187.2
	500.00	0920	1.9
	500.00	1895	1,895.8
	500.00	1988	963.0
	500.00	1990	57.4
	505.00	1995	89.2
	522.78	0010	498.1
	525.00	0010	26.8
	525.30	0010	95.1
	550.00	0355	211.1
	553.25	1792	1,046.3
	555.03	0360	24.5
	600.00	0010	1,516.1
	600.00	1085	13.9
	600.00	1135	279.3
	600.00	7053	571.7
	600.00	7090	6,307.0
	600.00	7110	63.0
	600.00	7240	1,836.8
	600.00	7255	104.6
	609.00	0010	27.2
	623.00	0010	77.2
	637.00	0010	27.8
	644.00	0010	50.4
	650.00	0125	659.1
	650.00	0200	520.6
	650.00	0780	1.1
	650.00	7255	302.5
	651.00	0010	44.3
	665.00	0010	52.3
	672.00	7622	54.7
	679.00	0010	50.4
	700.00	0010	251.4
	700.00	0805	4.8
	700.00	0910	497.9
	700.00	1085	4.9
	700.00	1180	12.2
	700.00	6520	19.2
	700.00	7255	157.8
	700.00	7450	16.0
	700.00	7752	2,827.7
	750.00	0010	6.4
	750.00	0200	192.7
	750.00	0670	11.8
	750.00	7450	12.0
	750.00	7745	89.1
	750.00	8353	57.2
	800.00	0010	680.1
	800.00	0780	46.0
	800.00	0910	32.9
	800.00	0920	91.0
	800.00	1005	58.8
	800.00	1085	4.3
	800.00	6980	190.8
	800.00	7090	729.8
	800.00	7752	120.0
	825.00	0910	840.2
	850.00	0010	20.9
	850.00	1085	139.6
	850.00	7240	378.2
	860.00	1085	51.1
	900.00	0010	425.4
	900.00	0920	168.2
	900.00	0930	49.1
	900.00	1085	31.9
	920.00	0010	20.4
	920.56	0010	498.8
	950.00	1085	53.5
	1,000.00	0010	692.1
	1,000.00	0670	25.5

ZINFANDEL (Cont'd.)	1,000.00	0920	30.7
	1,000.00	1085	139.9
	1,000.00	1095	29.4
	1,020.00	0010	4.1
	1,095.00	0010	6.0
	1,100.00	0010	32.2
	1,176.00	0930	161.0
	1,200.00	0010	33.5
	1,200.00	1090	118.3
	1,200.00	1095	5.1
	1,200.00	1195	7.8

Wtd. Avg. Base	456.36	c/	
OTHER RED	800.00	0010	5.9
	1,000.00	0010	5.1
Wtd. Avg. Base	892.73		

**DISTRICT 12**

**RAISIN GRAPES**

THOMPSON SEEDLESS	6.00	b/ 1500	987.4
	85.00	0550	477.7
	165.00	0010	1,407.2
	165.00	0085	122.3
	165.00	1865	557.0
	165.00	2585	734.9
	165.00	2860	876.6
	165.00	6530	175.4
	170.00	6530	718.5

Wtd. Avg. Base	158.17	c/	
----------------	--------	----	--

**TABLE GRAPES**

RIBIER	175.00	0010	57.7
Wtd. Avg. Base	175.00		

**WINE GRAPES (WHITE)**

CHARDONNAY	500.00	0660	20.8
	500.00	5312	574.1
	550.00	3140	215.5
	600.00	0010	5.2
	600.00	0115	2,789.0
	600.00	0120	5,506.7
	600.00	6520	1,363.4
	600.00	6530	333.0
	600.00	6945	7,135.0
	625.00	4854	265.2
	650.00	0010	1,474.6
	700.00	0010	11.7
	700.00	7300	105.6
	750.00	0120	3,654.8
	750.00	0550	14.1
	750.00	5300	362.0
	750.00	6530	323.3
	765.22	0120	75.4
	765.22	5300	62.1
	775.00	0120	330.9
	850.00	5300	1,209.3
	900.00	6530	28.2
	1,000.00	0010	189.6
	1,000.00	0910	182.1
	1,000.00	0915	91.8
	1,000.00	0920	61.7
	1,000.00	5210	1,187.2
	1,100.00	0010	93.1
	1,100.00	0400	36.1
	1,100.00	0780	23.5
	1,200.00	0400	515.2

Wtd. Avg. Base	675.67		
CHENIN BLANC	165.00	6520	3,296.1
	200.00	1880	1,388.5
	220.00	2380	325.3

**TABLE 8: BASE PRICE PAID TO GROWERS FOR GRAPES CRUSHED AND DELIVERED TO CALIFORNIA PROCESSORS FROM THE 1998 CROP WITH BRIX FACTORS AND PURCHASED TONNAGE, BY TYPE, VARIETY, REPORTING DISTRICT WHERE GROWN, AND WEIGHTED AVERAGE BASE PRICE.**

District, Type, and Variety	Base Price Per Ton	Brix Factors	Tons	District, Type, and Variety	Base Price Per Ton	Brix Factors	Tons
	Dollars	Code a/			Dollars	Code a/	
<b>DISTRICT 12 (Cont'd.)</b>							
CHENIN BLANC (Cont'd.)	225.00	0615	363.5	SYMPHONY	450.00	0010	60.9
	225.00	2135	680.1	Wtd. Avg. Base	450.00		
	225.00	2380	3,207.6	VIOGNIER	500.00	0115	7.4
	225.00	2590	1,386.0	Wtd. Avg. Base	500.00		
	250.00	0200	320.7	<b>WINE GRAPES (RED)</b>			
	250.00	0570	77.1	ALICANTE BOUSCHET	1,000.00	0010	19.6
	275.00	0010	78.0	Wtd. Avg. Base	1,000.00		
	275.00	2135	420.1	BARBERA	250.00	0770	27.3
	275.00	2605	3,289.0		250.00	6520	4,826.3
	300.00	2605	1,191.8		300.00	6530	21.3
Wtd. Avg. Base	228.41				325.00	0910	296.0
FRENCH COLOMBARD	6.50	b/ 1500	64.0		325.00	7090	469.6
	86.89	0260	22.0		325.00	7300	55.1
	165.00	0095	88.5		350.00	6530	2,067.7
	165.00	3140	43.4		400.00	6530	517.6
	165.00	4830	28.8	Wtd. Avg. Base	291.91		
	165.00	6520	5,703.5	CABERNET SAUVIGNON	6.50	b/ 1500	23.4
	175.00	1880	810.2		525.00	0010	186.8
	180.00	0010	1,534.4		600.00	0010	281.0
	180.00	0095	313.1		646.06	0125	5,074.9
	180.00	0115	21.2		650.00	0115	111.5
	180.00	2440	1,113.2		650.00	6545	326.8
	186.67	0550	47.3		650.00	7450	186.5
	189.00	2860	9,861.9		700.00	0010	258.2
	200.00	0115	245.2		700.00	7450	148.6
	200.00	0550	33.7		700.00	7650	2,484.8
	200.00	0570	290.4		750.00	0010	1,018.9
	200.00	0615	495.5		800.00	0130	2,011.3
	200.00	2590	3,839.3		800.00	7240	302.1
	200.00	3170	11,056.1		822.87	0130	44.4
	210.00	0200	302.7		850.00	7450	844.3
	225.00	2440	4,954.6		850.00	7831	287.7
	225.00	3170	305.0		900.00	6530	564.0
	275.00	0010	191.3		1,000.00	7450	362.7
	330.00	0650	24.3		1,100.00	6530	179.3
Wtd. Avg. Base	194.08	c/			1,200.00	0010	146.5
MALVASIA BIANCA	165.00	6520	2,957.5	Wtd. Avg. Base	730.93	c/	
	275.00	0010	2,544.3	CARIGNANE	275.00	6520	1,661.8
	365.00	0760	44.8		325.00	0125	112.5
Wtd. Avg. Base	217.07				325.00	3140	513.4
MUSCAT BLANC/M CANELLI	450.00	8236	97.9		325.00	7300	95.0
	500.00	4855	18.4		350.00	0115	160.5
Wtd. Avg. Base	457.91				350.00	7040	2,218.5
MUSCAT OF ALEXANDRIA	225.00	6530	1,058.7		350.00	7300	940.0
Wtd. Avg. Base	225.00				375.00	0910	215.1
MUSCAT ORANGE	500.00	4855	79.1		375.00	7070	4.3
Wtd. Avg. Base	500.00				375.00	7080	33.8
PALOMINO/G CHASSELAS	165.00	1655	32.3		389.58	6520	167.6
	165.00	2860	13.1		400.00	0125	284.0
Wtd. Avg. Base	165.00				400.00	0200	277.9
SAUVIGNON BLANC	425.00	0010	65.4		400.00	5300	26.2
	425.00	2938	3,295.7		400.00	6520	1,673.5
	525.00	4855	788.8		401.00	0010	516.8
	575.00	0770	196.5	Wtd. Avg. Base	351.09		
	700.00	5086	924.8	GRENACHE	160.00	0010	182.9
Wtd. Avg. Base	493.80				165.00	1865	92.1
SEMILLON	250.00	1880	73.4		190.00	1865	102.7
	425.00	2697	859.5		190.00	1880	713.9
	450.00	0010	241.4		200.00	0010	1,376.1
Wtd. Avg. Base	419.20				200.00	6530	65.1
					250.00	0010	198.7
					250.00	1880	2,802.3
					250.00	2490	4,125.3
					250.00	2540	69.8
					375.38	0650	67.8

**TABLE 8: BASE PRICE PAID TO GROWERS FOR GRAPES CRUSHED AND DELIVERED TO CALIFORNIA PROCESSORS FROM THE 1998 CROP WITH BRIX FACTORS AND PURCHASED TONNAGE, BY TYPE, VARIETY, REPORTING DISTRICT WHERE GROWN, AND WEIGHTED AVERAGE BASE PRICE.**

District, Type, and Variety	Base Price Per Ton	Brix Factors	Tons	District, Type, and Variety	Base Price Per Ton	Brix Factors	Tons
	Dollars	Code a/			Dollars	Code a/	
<b>DISTRICT 12 (Cont'd.)</b>							
GRENACHE (Cont'd.)				RUBY CABERNET (Cont'd.)	540.00	0010	48.6
Wtd. Avg. Base	236.03				550.00	0010	49.1
MERLOT	500.00	2585	87.6		550.00	0125	67.7
	500.00	6520	60.3		550.00	6520	4.4
	500.00	7300	22.1		575.00	6530	718.2
	550.00	0130	1,155.1		600.00	0010	359.1
	600.00	0115	63.9		600.00	7070	36.9
	600.00	0125	6,668.7	Wtd. Avg. Base	443.50	g/	
	600.00	6530	90.2	SANGIOVETO/SANGIOVESE	600.00	0125	1,024.9
	600.00	6932	577.5		600.00	0770	64.8
	600.00	7450	297.5	Wtd. Avg. Base	600.00		
	600.00	7650	3,210.2	SYRAH/FRENCH SYRAH-SHIRAZ	400.00	0010	3.7
	630.00	0200	531.4		400.00	6530	5.5
	665.98	0125	1,333.6		500.00	0115	54.8
	700.00	0010	6.3		500.00	0125	962.8
	700.00	0115	118.0		550.00	0130	42.9
	700.00	7752	20.5		575.00	6530	120.1
	750.00	0130	742.3		600.00	0010	95.7
	800.00	0910	80.5		600.00	0910	108.7
	850.00	0010	59.0		650.00	0910	6.8
	900.00	0010	50.3		700.00	0010	65.8
	1,000.00	1005	129.5		725.00	0010	39.9
	1,000.00	7831	160.9		750.00	7870	23.1
	1,200.00	0910	100.5		900.00	0010	59.5
	1,200.00	1020	116.9	Wtd. Avg. Base	552.48		
Wtd. Avg. Base	628.54			VALDEPENAS	250.00	5300	86.3
MISSION	200.00	6530	1.5		325.00	7040	242.6
	225.00	6530	1,245.2		400.00	0115	67.8
	250.00	0115	27.2		400.00	6530	86.9
	275.00	6530	130.5		400.00	8150	63.9
Wtd. Avg. Base	230.10			Wtd. Avg. Base	343.12		
MUSCAT HAMBURG	447.01	0010	75.9	ZINFANDEL	225.00	0060	1,178.3
	550.00	1110	48.8		225.00	1655	579.3
	575.00	1217	4.7		225.00	1750	40.4
Wtd. Avg. Base	490.50				250.00	0010	1,736.2
PETITE SIRAH	700.00	7040	292.0		250.00	0060	170.5
	748.00	0010	75.1		250.00	1587	1,102.8
	900.00	6520	120.0		250.00	1685	133.6
Wtd. Avg. Base	756.67				256.00	0550	105.4
PINOT NOIR	500.00	0010	78.3		280.00	0297	456.5
	600.00	0125	419.5		300.00	0010	2,905.8
Wtd. Avg. Base	584.27				300.00	0040	543.8
ROYALTY	550.00	0010	5.4		300.00	0045	2,740.2
Wtd. Avg. Base	550.00				300.00	0065	8,881.7
RUBIRED	350.00	0125	700.1		300.00	1720	300.6
	350.00	6520	2,465.4		300.00	1855	890.5
	367.00	0125	231.2		300.00	1909	1,038.4
	400.00	7300	786.0		325.00	0010	483.9
	450.00	6530	60.0		350.00	0040	1,055.6
Wtd. Avg. Base	361.60				350.00	0050	429.7
RUBY CABERNET	6.50	b/	1500	24.4	350.00	0060	192.4
	337.65	0550	66.7	2,465.4	350.00	1735	573.7
	350.00	0125	2,654.3	231.2	350.00	1855	1,018.8
	350.00	6520	1,736.9	786.0	350.00	1920	4,717.9
	450.00	7300	824.6	60.0	370.25	1625	822.9
	500.00	0010	105.7		400.00	0045	271.9
	500.00	0200	373.9		400.00	0060	74.1
	500.00	5228	235.4		400.00	1735	2,832.1
	500.00	7040	2,060.1		400.00	1855	916.1
	500.00	7300	817.9		400.00	3280	942.0
	505.00	0920	24.6		425.00	0060	1,691.6
	515.00	0120	43.8		450.00	0045	1,042.6
					450.00	1665	2,013.5
					500.00	0430	247.5
					500.00	1750	19.5
					500.00	7040	125.6
					600.00	0010	11.0
					700.00	6520	216.0
					700.00	7450	291.6
					850.00	0780	22.1



**TABLE 8: BASE PRICE PAID TO GROWERS FOR GRAPES CRUSHED AND DELIVERED TO CALIFORNIA PROCESSORS FROM THE 1998 CROP WITH BRIX FACTORS AND PURCHASED TONNAGE, BY TYPE, VARIETY, REPORTING DISTRICT WHERE GROWN, AND WEIGHTED AVERAGE BASE PRICE.**

District, Type, and Variety	Base Price Per Ton	Brix Factors	Tons	District, Type, and Variety	Base Price Per Ton	Brix Factors	Tons
	Dollars	Code a/			Dollars	Code a/	
<b>DISTRICT 12 (Cont'd.)</b>				THOMPSON SEEDLESS (Cont'd.)			
ZINFANDEL (Cont'd.)				180.00	0070		362.1
Wtd. Avg. Base	338.16			185.00	0010		1,757.0
OTHER RED	6.50 <u>b/</u>	1500	29.4	190.00	0550		108.3
	161.00	0010	50.6	190.00	2860		1,152.2
	185.00	0010	37.2	200.00	2860		34.3
	325.00	6530	29.4				
	350.00	0125	786.1				
Wtd. Avg. Base	331.80 <u>c/</u>						
<b>DISTRICT 13</b>				<b>TABLE GRAPES</b>			
<b>RAISIN GRAPES</b>				BLACK MONUKKA	7.00 <u>b/</u>	1500	219.7
BLACK CORINTH (ZANTES)	6.50 <u>b/</u>	1500	1,374.7	165.00	2588		12.2
	130.00	0010	0.6				
Wtd. Avg. Base	130.00 <u>c/</u>			Wtd. Avg. Base	165.00 <u>c/</u>		
CANNER	30.00	0010	866.1	CHRISTMAS ROSE	7.00 <u>b/</u>	1500	15.6
Wtd. Avg. Base	30.00			Wtd. Avg. Base	0.00 <u>d/</u>		
FIESTA	165.00	0010	12,844.2	CRIMSON	130.00	0010	206.3
	165.00	2860	67.6		165.00	3140	17.6
Wtd. Avg. Base	165.00				170.00	3140	76.5
SULTANAS	165.00	0010	80.1	Wtd. Avg. Base	142.24		
	165.00	2860	6.5	EMPEROR	5.00 <u>b/</u>	1515	33.8
Wtd. Avg. Base	165.00				7.00 <u>b/</u>	1500	25.9
THOMPSON SEEDLESS	5.00 <u>b/</u>	1510	1,268.5		120.00	0010	77.4
	5.00 <u>b/</u>	1515	301.9	Wtd. Avg. Base	120.00 <u>c/</u>		
	6.00 <u>b/</u>	1500	84.7	FLAME SEEDLESS	7.00 <u>b/</u>	1500	399.8
	6.50 <u>b/</u>	1500	2.0		104.00	0305	18.8
	6.50 <u>b/</u>	1510	1,097.9		150.00	0010	12.8
	7.00 <u>b/</u>	1500	5,351.6		150.50	0010	170.7
	7.00 <u>b/</u>	1515	227.5		152.60	0010	128.2
	130.00	0010	22.9		154.00	0010	1,324.5
	146.30	0010	653.3		165.00	3140	527.8
	149.10	0010	102.4		170.00	3140	51.1
	150.00	0010	681.4		170.00	6520	30.1
	150.00	0115	162.3	Wtd. Avg. Base	156.36 <u>c/</u>		
	150.00	0760	734.4	MARROO	7.00 <u>b/</u>	1500	158.6
	150.00	2627	460.0	Wtd. Avg. Base	0.00 <u>d/</u>		
	150.00	4830	723.1	RED GLOBE/ROSE-ITO	120.00	0010	52.6
	150.50	0010	52.2		150.00	0115	175.0
	151.90	0010	66.9		170.00	3140	75.0
	154.00	0010	22.0	Wtd. Avg. Base	149.74		
	165.00	0010	209,545.2	RED MALAGA	5.00 <u>b/</u>	1515	16.5
	165.00	0065	3,183.3	Wtd. Avg. Base	0.00 <u>d/</u>		
	165.00	0100	1,892.7	RIBIER	150.00	0115	93.8
	165.00	0115	3,250.2	Wtd. Avg. Base	150.00		
	165.00	0650	155.7	RUBY SEEDLESS/KING RUBY	150.00	2570	265.4
	165.00	1865	40,428.9		165.00	3140	56.8
	165.00	2570	10,333.3		166.00	0650	225.4
	165.00	2580	1,025.3	Wtd. Avg. Base	158.14		
	165.00	2585	440.4	WHITE MALAGA	160.00	2860	38.3
	165.00	2588	1,107.1		165.00	0010	2,057.3
	165.00	2590	526.9		165.00	0770	17.2
	165.00	2860	62,421.9		165.00	1655	395.7
	165.00	3140	747.0		165.00	2570	170.2
	165.00	6520	1,285.8		165.00	2860	770.3
	167.10	0760	607.6	Wtd. Avg. Base	164.94		
	170.00	0010	4,956.8	OTHER TABLE	5.00 <u>b/</u>	1515	60.6
	170.00	0650	768.3		6.50 <u>b/</u>	1500	26,224.8
	170.00	0770	182.6		120.00	0010	133.7
	170.00	2653	1,244.4				
	170.00	3270	156.7				
	170.00	4830	80.1				
	175.00	0650	179.2				
	175.00	0760	119.5				
	175.00	2588	1,296.5				
	175.00	3140	575.1				
	177.00	2570	7,128.1				

**TABLE 8: BASE PRICE PAID TO GROWERS FOR GRAPES CRUSHED AND DELIVERED TO CALIFORNIA PROCESSORS FROM THE 1998 CROP WITH BRIX FACTORS AND PURCHASED TONNAGE, BY TYPE, VARIETY, REPORTING DISTRICT WHERE GROWN, AND WEIGHTED AVERAGE BASE PRICE.**

District, Type, and Variety	Base Price Per Ton	Brix Factors	Tons
	Dollars	Code a/	

District, Type, and Variety	Base Price Per Ton	Brix Factors	Tons
	Dollars	Code a/	

**DISTRICT 13 (Cont'd.)**

OTHER TABLE (Cont'd.)	125.00	0010	15.1
	165.00	2570	27.7

Wtd. Avg. Base 127.49 c/

**WINE GRAPES (WHITE)**

BURGER	175.00	0010	657.1
--------	--------	------	-------

Wtd. Avg. Base 175.00

CHARDONNAY	6.50	b/ 1500	59.9
	165.00	0780	53.4
	350.00	6530	111.5
	400.00	0120	40.3
	498.48	0200	1,011.2
	500.00	0010	935.5
	500.00	0075	360.4
	500.00	1000	93.2
	500.00	2435	562.0
	500.00	5312	5,575.0
	500.00	6510	2.8
	500.00	6520	153.2
	500.00	7004	181.4
	525.00	0010	33.2
	550.00	0010	863.7
	550.00	6360	1,323.7
	600.00	0010	629.6
	600.00	0120	5,593.7
	600.00	2769	161.0
	600.00	5300	456.4
	600.00	6360	645.4
	600.00	6520	145.1
	650.00	0010	160.0
	650.00	5300	368.8
	650.00	6530	213.6
	675.00	0760	233.6
	675.00	0770	56.4
	693.73	0010	1,110.0
	700.00	5300	49.2
	700.00	6360	225.1
	718.73	2768	287.0
	723.57	5300	338.4
	750.00	6515	142.5
	800.00	0010	62.2
	800.00	1000	190.5
	800.00	1085	4.0
	800.00	3135	441.0
	800.00	5300	71.5
	800.00	6360	36.3
	800.00	6515	190.7
	800.00	7315	197.0
	850.00	0010	232.2
	850.00	5300	185.8
	900.00	0010	86.7
	900.00	6520	36.8
	900.00	6530	1,968.4
	900.00	7040	356.8
	950.00	5300	245.9
	1,000.00	0010	521.2
	1,150.00	0910	416.8
	1,275.00	0010	22.9

Wtd. Avg. Base 630.84 c/

CHENIN BLANC	6.50	b/ 1500	1,795.3
	165.00	1880	129.8
	165.00	6520	8,173.5
	180.00	0010	864.5
	200.00	0010	6,224.9
	200.00	0550	164.3
	200.00	0760	304.7
	200.00	1880	3,470.7
	200.00	2080	2,225.9
	200.00	2125	2,639.6
	200.00	2150	30,439.7
	200.00	2380	10,392.5

CHENIN BLANC (Cont'd.)	210.00	0200	738.3
	215.00	5212	33.4
	225.00	0010	1,400.6
	225.00	0075	320.7
	225.00	0570	447.2
	225.00	0615	572.6
	225.00	0620	309.9
	225.00	2150	7,581.2
	225.00	2380	400.3
	250.00	0010	1,987.2
	250.00	0070	699.6
	250.00	0200	1,219.8
	250.00	1900	996.3
	275.00	0010	526.2
	275.00	0070	4,389.9
	325.00	0725	997.1

Wtd. Avg. Base 208.15 c/

EMERALD RIESLING	185.00	0010	423.0
	262.50	0550	46.1

Wtd. Avg. Base 192.62

FRENCH COLOMBARD	6.50	b/ 1500	666.7
	140.00	6520	15,438.9
	160.00	3140	340.3
	165.00	0070	543.7
	165.00	1865	222.7
	165.00	1880	3,088.0
	165.00	2570	10.0
	165.00	2585	47.3
	165.00	2860	11.9
	170.00	2590	1,541.7
	171.76	0010	3,595.5
	175.00	0070	7,793.5
	175.00	0780	356.7
	175.00	1880	1,770.7
	175.00	2440	82.2
	175.00	2580	2,929.0
	175.00	2800	1,327.1
	175.00	2860	21.5
	177.74	0010	8,963.6
	180.00	0010	100,528.8
	180.00	0070	707.5
	180.00	0640	2,524.3
	180.00	0760	137.4
	180.00	2435	5,388.9
	180.00	2570	109.0
	180.00	2575	117.0
	180.00	2860	28,720.3
	185.00	0010	1,040.3
	185.00	0100	25.9
	185.00	0570	1,597.1
	185.00	2590	2,925.6
	185.00	2860	934.7
	190.00	0085	3,825.1
	200.00	0010	27,951.5
	200.00	0070	5,485.0
	200.00	0540	1,194.1
	200.00	0920	8.0
	200.00	1880	1,071.2
	200.00	2570	304.4
	200.00	2575	1,902.9
	200.00	2860	14,067.4
	210.00	0550	33.9
	214.00	0095	542.9
	225.00	0010	113.2
	225.00	0115	139.9
	225.00	0760	71.8
	250.00	0650	24.4
	317.00	0910	2.1
	385.00	0010	157.2

Wtd. Avg. Base 181.44 c/

MALVASIA BIANCA	165.00	3140	92.6
	225.00	0010	652.4
	250.00	6360	496.6

**TABLE 8: BASE PRICE PAID TO GROWERS FOR GRAPES CRUSHED AND DELIVERED TO CALIFORNIA PROCESSORS FROM THE 1998 CROP WITH BRIX FACTORS AND PURCHASED TONNAGE, BY TYPE, VARIETY, REPORTING DISTRICT WHERE GROWN, AND WEIGHTED AVERAGE BASE PRICE.**

District, Type, and Variety	Base Price Per Ton	Brix Factors	Tons	District, Type, and Variety	Base Price Per Ton	Brix Factors	Tons
	Dollars	Code a/			Dollars	Code a/	
<b>DISTRICT 13 (Cont'd.)</b>							
MALVASIA BIANCA (Cont'd.)	250.00	6515	433.5	PALOMINO/G CHASSELAS (Cont'd.)	175.00	0640	41.2
	300.00	0010	13.2		185.00	0650	109.4
	314.00	0100	498.9		214.00	0095	515.7
	325.00	0550	335.0		225.00	0550	43.9
	520.00	0770	42.8	Wtd. Avg. Base	172.37		
	730.00	1085	8.8	SAUVIGNON BLANC	200.00	0010	191.2
Wtd. Avg. Base	269.16				300.00	0010	29.3
MUSCAT BLANC/M CANELLI	175.00	0010	6.3		330.00	0200	599.2
	200.00	0010	0.4		350.00	2590	300.8
	325.00	0010	370.5		500.00	0650	27.3
	325.00	2380	660.8		650.00	0010	59.5
	325.00	3135	183.5	Wtd. Avg. Base	333.28		
	325.00	7015	213.1	SEMILLON	265.00	0550	71.1
	350.00	0010	235.0		265.00	0570	24.0
	350.00	0200	1,181.3		325.00	2300	223.6
	350.00	2070	220.4	Wtd. Avg. Base	307.10		
	375.00	6530	515.9	ST. EMILION (UGNI BLANC)	200.00	0530	1,346.8
	400.00	2590	249.6		205.00	0540	706.8
	450.00	0010	28.7	Wtd. Avg. Base	201.72		
	500.00	0780	152.7	SYMPHONY	237.50	6525	975.4
	550.00	0010	96.1		265.10	0200	11.8
Wtd. Avg. Base	358.15				300.00	0200	3,001.3
MUSCAT OF ALEXANDRIA	6.00	b/ 1500	13.5	Wtd. Avg. Base	284.61		
	165.00	0100	111.0	VIIGNIER	750.00	0010	72.4
	165.00	2570	25.3		1,000.00	0010	77.0
	200.00	0010	3,218.7		1,200.00	0010	3.0
	200.00	0105	261.9		1,200.00	1085	22.5
	200.00	2930	401.3	Wtd. Avg. Base	925.67		
	200.00	3145	290.3	OTHER WHITE	7.00	b/ 1500	68.8
	200.00	6520	24.9		150.00	0050	16.3
	200.00	7300	144.3		150.00	1655	1,606.7
	210.85	2930	2,509.5		150.00	1880	200.3
	224.40	0670	50.8		154.00	0010	344.9
	225.00	0105	69.6		160.00	0650	102.7
	225.00	0550	151.5		175.00	0010	2.7
	225.00	0760	287.0	Wtd. Avg. Base	151.09	c/	
	225.00	0890	134.6	<b>WINE GRAPES (RED)</b>			
	225.00	2570	936.2	ALEATICO	375.00	0200	119.9
	225.00	2930	701.6		600.00	0010	23.9
	225.00	3135	602.7	Wtd. Avg. Base	412.40		
	225.00	5210	5,004.9	ALICANTE BOUSCHET	5.00	b/ 1515	29.7
	225.00	6510	814.4		6.50	b/ 1510	25.6
	225.00	6525	214.4		7.00	b/ 1500	211.8
	225.00	6530	616.8		270.00	0010	16.8
	225.00	7015	463.0		300.00	0010	39.2
	225.00	7300	169.7		325.00	2590	95.5
	230.00	0760	124.8		332.50	0650	73.5
	240.00	0800	94.7		337.50	0650	53.1
	243.00	0010	92.9	Wtd. Avg. Base	322.52	c/	
	250.00	0010	175.7	BARBERA	6.50	b/ 1500	206.8
	250.00	0795	16.1		250.00	0920	34.3
	250.00	0910	1,903.1		275.00	0120	248.4
	250.00	2070	665.5		275.00	0680	257.8
	250.00	2860	257.3		275.00	0910	18.4
	250.00	5210	6,731.9		275.00	5300	528.8
	250.00	6520	1,484.6		300.00	0010	18,971.6
	250.00	6525	193.4		300.00	0100	310.7
	275.00	0010	489.5		300.00	3130	4,673.2
Wtd. Avg. Base	230.49	c/			300.00	5300	1,566.7
MUSCAT ORANGE	365.84	0010	79.1		300.00	6515	187.4
	600.00	0010	34.2				
Wtd. Avg. Base	436.52						
PALOMINO/G CHASSELAS	165.00	1655	295.7				
	165.00	2125	469.7				
	165.00	2380	1,189.8				
	165.00	2580	84.1				
	165.00	2588	172.7				
	165.00	2860	1,742.7				
	175.00	0010	1,464.1				

**TABLE 8: BASE PRICE PAID TO GROWERS FOR GRAPES CRUSHED AND DELIVERED TO CALIFORNIA PROCESSORS FROM THE 1998 CROP WITH BRIX FACTORS AND PURCHASED TONNAGE, BY TYPE, VARIETY, REPORTING DISTRICT WHERE GROWN, AND WEIGHTED AVERAGE BASE PRICE.**

District, Type, and Variety	Base Price Per Ton	Brix Factors	Tons	District, Type, and Variety	Base Price Per Ton	Brix Factors	Tons
	Dollars	Code a/			Dollars	Code a/	
<b>DISTRICT 13 (Cont'd.)</b>							
BARBERA (Cont'd.)	300.00	6520	183.2	CARNELIAN	250.00	0125	245.3
	300.00	6530	39,458.4		250.00	6520	183.1
	300.00	7050	511.1		300.00	0770	176.8
	300.00	7300	7,152.6		300.00	7300	380.2
	315.00	0070	373.2		325.00	6530	1,408.5
	325.00	0010	561.1		350.00	0010	23.2
	325.00	0910	665.5		350.00	7300	789.9
	325.00	6530	278.1	Wtd. Avg. Base	316.98		
	335.00	0010	257.9	CENTURIAN	240.00	0910	504.3
	335.00	0770	258.9		327.07	6530	516.8
	350.00	0115	223.5		350.00	7300	149.8
	350.00	6530	360.4	Wtd. Avg. Base	292.50		
	362.50	0550	47.3	GAMAY (NAPA)	250.00	0010	0.3
Wtd. Avg. Base	300.85	c/			275.00	0200	569.4
CABERNET FRANC	275.00	6610	93.3		325.00	0640	351.4
Wtd. Avg. Base	275.00				600.00	0760	47.6
CABERNET SAUVIGNON	400.00	6515	289.1	Wtd. Avg. Base	309.10		
	450.00	0010	465.7	GRENACHE	6.50	b/	1500
	460.72	0200	180.2		7.00	b/	1500
	500.00	0010	131.3		135.00	0770	20.4
	500.00	0910	162.7		165.00	1865	1,988.6
	550.00	0010	150.1		165.00	3140	173.9
	575.00	0010	1.0		175.00	1865	1,118.4
	600.00	7040	13.9		175.00	2070	188.6
	650.00	6520	309.2		185.00	1865	442.8
	650.00	6545	8,174.3		190.00	2070	1,615.1
	650.00	7240	3,302.6		190.00	2380	302.4
	700.00	6520	613.6		200.00	0010	49,984.6
	724.65	6520	112.5		200.00	1865	751.9
	750.00	6520	596.6		200.00	2070	1,096.8
	800.00	0910	97.4		210.00	0760	33.9
	800.00	6530	171.6		220.00	2070	1,172.7
	850.00	0010	21.7		225.00	0010	434.0
	850.00	0910	54.0		225.00	0770	495.8
	850.00	1000	25.3		225.00	1865	4,356.0
	900.00	0010	470.9		225.00	2070	162.2
	1,000.00	0760	214.1		248.89	0550	354.5
	1,000.00	0770	72.1		250.00	0010	825.0
	1,050.00	0010	23.8		250.00	2070	618.2
	1,200.00	0010	544.7		250.00	2380	165.5
Wtd. Avg. Base	676.35				300.00	2070	344.5
CARIGNANE	7.00	b/	1500		400.00	0910	2.1
	168.00	0010	24.8		450.00	0010	5.9
	175.00	0010	79.9		450.00	0780	20.8
	200.00	7450	0.5	Wtd. Avg. Base	202.46	c/	
	236.25	0760	39.9	MERLOT	6.50	b/	1500
	275.00	0010	24.0		400.00	0125	46.1
	275.00	6520	93.3		400.00	2135	87.9
	280.00	0010	39.2		400.00	0130	46.4
	293.35	7300	262.6		425.00	0010	90.3
	315.00	0550	110.6		500.00	0010	508.3
	317.00	0010	834.9		500.00	0125	1,028.2
	322.40	0120	202.4		500.00	6520	2,286.8
	322.40	5300	2,173.9		500.00	7300	2,503.7
	325.00	0010	893.0		500.00	7450	953.1
	325.00	0760	2,209.3		525.00	0200	1,191.2
	325.00	0770	598.6		525.00	6530	31.1
	325.00	6525	1,476.4		547.18	7450	51.5
	325.00	6545	8,238.3		550.00	0010	45.0
	325.00	7300	6,553.9		550.00	0125	74.3
	353.00	0760	478.1		550.00	0130	2,813.9
	375.00	0910	554.7		550.00	6515	82.2
	397.00	0010	2,226.3		550.00	6545	3,555.0
Wtd. Avg. Base	330.61	c/			550.00	7450	89.8
CARMINE	500.00	0010	20.6		564.00	0130	2,791.6
	500.00	0200	207.4		600.00	0010	871.9
Wtd. Avg. Base	500.00				600.00	0125	3,320.2
					600.00	0550	1.9
					600.00	0760	638.4
					600.00	5300	999.0
					600.00	6520	229.8
					600.00	6530	105.6

**TABLE 8: BASE PRICE PAID TO GROWERS FOR GRAPES CRUSHED AND DELIVERED TO CALIFORNIA PROCESSORS FROM THE 1998 CROP WITH BRIX FACTORS AND PURCHASED TONNAGE, BY TYPE, VARIETY, REPORTING DISTRICT WHERE GROWN, AND WEIGHTED AVERAGE BASE PRICE.**

District, Type, and Variety	Base Price Per Ton	Brix Factors	Tons	District, Type, and Variety	Base Price Per Ton	Brix Factors	Tons
	Dollars	Code a/			Dollars	Code a/	
<b>DISTRICT 13 (Cont'd.)</b>							
MERLOT (Cont'd.)	600.00	7300	57.1	RUBIRED (Cont'd.)	500.00	0010	217.7
	600.00	7450	55.5		500.00	0650	102.7
	700.00	0010	436.8		500.00	0760	96.1
	700.00	0125	327.7		500.00	0770	326.8
	700.00	6530	70.1		500.00	0910	52.1
	700.00	6932	113.7		500.00	6510	224.8
	710.00	0010	15.4		500.00	6515	211.1
	725.00	0780	42.9		500.00	6520	118.4
	750.00	0010	2.0		500.00	6530	277.5
	775.00	0010	1.0		502.17	3120	67.6
	800.00	0010	249.5		510.35	5300	115.0
	800.00	0780	20.8		525.00	0910	109.0
	800.00	6530	455.3		550.00	0010	166.8
	805.00	0010	25.4		550.00	0910	86.3
	850.00	0010	323.6	Wtd. Avg. Base	400.72		
	1,000.00	0010	176.6	RUBY CABERNET	7.00	b/ 1500	987.3
	1,000.00	0780	4.5		154.00	0010	854.2
Wtd. Avg. Base	566.67	c/			325.00	6520	1,258.9
MISSION	200.00	0010	137.7		350.00	0115	290.4
	225.00	6520	86.8		350.00	0125	159.2
	225.00	6530	1,801.9		375.00	0010	38.0
	230.00	0770	413.9		375.00	0125	309.6
Wtd. Avg. Base	224.44				375.00	3140	113.6
MUSCAT HAMBURG	600.00	0780	3.1		375.00	5210	1,554.7
Wtd. Avg. Base	600.00				375.00	6500	795.5
PETITE SIRAH	300.00	0200	301.2		375.00	6520	271.7
	400.00	6500	107.0		375.00	6530	12,629.3
Wtd. Avg. Base	326.21				375.00	7040	153.3
PINOT NOIR	302.50	0200	24.1		375.00	7300	6,941.3
	600.00	0760	10.7		395.00	0480	124.2
Wtd. Avg. Base	393.97				395.00	0485	190.9
ROYALTY	200.00	6500	536.8		400.00	0650	58.0
	300.00	0010	2.7		400.00	0760	52.3
	352.78	0010	226.9		400.00	4964	236.8
	367.00	0120	395.7		400.00	6520	196.5
	400.00	3130	67.4		450.00	0920	46.9
	400.00	6530	874.7		475.00	0010	17.8
	400.00	7300	1,744.4		475.00	6530	324.3
	450.00	7010	41.3		485.00	0650	149.7
	550.00	0010	45.7		500.00	0790	56.2
Wtd. Avg. Base	368.88				525.00	0910	327.9
RUBIRED	300.00	6520	105.9		550.00	0010	92.1
	330.00	0200	298.6		550.00	6530	77.2
	350.00	0115	169.5		575.00	0010	111.1
	350.00	0125	92.0		575.00	0910	91.8
	350.00	6520	1,510.6		575.00	6530	655.9
	350.00	7300	99.8		600.00	0010	134.0
	352.78	0010	1,117.9	Wtd. Avg. Base	378.49	c/	
	360.00	0355	21.9	SALVADOR	325.00	6530	56.3
	367.00	0125	580.6		350.00	3140	118.2
	375.00	0010	92.8	Wtd. Avg. Base	341.93		
	375.00	7070	233.4	SANGIOVETO/SANGIOVESE	6.50	b/ 1500	51.1
	400.00	0010	613.7		200.00	0010	4.0
	400.00	0125	512.1		275.00	0010	74.9
	400.00	0200	573.2		325.00	6530	189.6
	400.00	0760	151.1		360.00	0770	39.7
	400.00	3130	3,468.6		375.00	0550	82.5
	400.00	6520	551.3		400.00	7300	203.5
	400.00	6530	11,367.1		450.00	6520	80.7
	400.00	6924	403.4		600.00	0650	22.9
	400.00	7300	32,892.0	Wtd. Avg. Base	372.17	c/	
	425.00	0010	73.8	SOUZAO	300.00	0010	32.6
	425.00	0125	145.8		360.00	0010	19.6
	435.00	3140	73.4	Wtd. Avg. Base	322.53		
	450.00	7010	105.4	SYRAH/FRENCH SYRAH-SHIRAZ	200.00	0770	21.7
					235.00	0010	1.4
					400.00	7300	795.0
					450.00	0010	13.4
					500.00	6545	113.2

**TABLE 8: BASE PRICE PAID TO GROWERS FOR GRAPES CRUSHED AND DELIVERED TO CALIFORNIA PROCESSORS FROM THE 1998 CROP WITH BRIX FACTORS AND PURCHASED TONNAGE, BY TYPE, VARIETY, REPORTING DISTRICT WHERE GROWN, AND WEIGHTED AVERAGE BASE PRICE.**

District, Type, and Variety	Base Price Per Ton	Brix Factors	Tons
	Dollars	Code a/	

District, Type, and Variety	Base Price Per Ton	Brix Factors	Tons
	Dollars	Code a/	

**DISTRICT 13 (Cont'd.)**

SYRAH/FRENCH SYRAH-SHIRAZ (Cont'd.)	550.00	6520	243.0
	600.00	0760	238.0
	600.00	6515	22.9
	600.00	6530	193.2
	650.00	0910	423.5
	700.00	0010	24.2
	700.00	6520	598.5
	750.00	0010	1.4
	775.00	0780	40.7
	800.00	0010	17.0
	800.00	0920	4.0
	850.00	0910	2.1
	1,150.00	0010	82.1
Wtd. Avg. Base	581.30		
TEMPRANILLO	420.00	0010	23.5
	750.00	1095	10.6
Wtd. Avg. Base	522.58		
TINTA CAO	360.00	0010	4.4
Wtd. Avg. Base	360.00		
TINTA MADEIRA	275.00	0760	6.5
	360.00	0010	86.8
Wtd. Avg. Base	354.08		
TOURIGA	275.00	0760	26.5
	360.00	0010	20.3
Wtd. Avg. Base	311.87		
VALDEPENAS	275.00	0010	69.8
	425.00	0760	39.3
	425.00	0770	8.5
Wtd. Avg. Base	335.97		
ZINFANDEL	6.50 <u>b/</u>	1500	99.3
	100.00	0430	9.7
	140.00	2585	65.8
	175.00	0010	11.3
	225.00	0010	1,070.1
	225.00	0060	6,299.9
	225.00	1655	4,323.4
	225.00	1666	389.3
	225.00	1714	213.1
	225.00	1718	733.6
	225.00	1723	1,209.0
	225.00	1755	301.5
	225.00	1757	74.6
	250.00	0010	22,362.3
	250.00	1597	361.4
	250.00	1640	761.2
	250.00	1685	887.9
	250.00	1715	826.6
	250.00	1717	606.7
	250.00	1855	1,845.9
	250.00	1880	434.6
	273.12	1655	431.3
	275.00	0010	454.5
	275.00	0318	284.7
	275.00	1637	215.2
	282.50	0010	16.8
	283.33	0550	60.3
	300.00	0010	1,664.6
	300.00	0045	8,460.4
	300.00	0200	145.4
	300.00	1665	1,005.6
	315.00	1635	1,382.5
	350.00	0010	697.0
	350.00	1655	2,204.4
	375.00	1655	2,897.9
	400.00	0010	0.8

ZINFANDEL (Cont'd.)	400.00	0319	215.2
	400.00	1595	1,770.9
	400.00	1625	137.6
	400.00	1650	373.6
	400.00	1655	228.3
	400.00	1855	1,131.6
	450.00	0345	145.6
	600.00	0760	109.5
	650.00	0920	8.0
	850.00	0010	5.0
	925.00	0010	22.4
Wtd. Avg. Base	274.46 <u>c/</u>		
OTHER RED	7.00 <u>b/</u>	1500	362.6
	105.00	0010	14.0
	126.00	0010	638.2
	135.00	0010	122.3
	146.30	0010	96.9
	150.00	1880	3,540.3
	151.20	0010	61.4
	154.00	0010	1,029.1
	168.00	0010	126.0
	175.00	0010	11.0
	200.00	0010	12.5
	250.00	0760	432.1
	270.00	0010	19.2
	450.00	0010	11.9
	450.00	0200	20.9
Wtd. Avg. Base	157.26 <u>c/</u>		

**DISTRICT 14**

**RAISIN GRAPES**

THOMPSON SEEDLESS	6.50 <u>b/</u>	1500	51.6
	6.50 <u>b/</u>	1510	40.8
	7.00 <u>b/</u>	1500	336.5
	75.00	0010	32.0
	135.85	0010	4,150.8
	140.69	0260	415.5
	143.00	0100	206.3
	165.00	0010	26,982.4
	165.00	0100	1,694.4
	165.00	0810	861.7
	165.00	1865	6,641.1
	165.00	2550	686.4
	165.00	2860	1,277.4
	165.00	4830	48.3
	165.00	5229	3,127.7
	165.00	5230	1,162.1
	165.00	6520	353.7
	170.00	3140	824.8
	175.00	0100	1,110.3
	175.00	0760	211.9
	177.00	2570	331.9
	180.00	0070	95.0
Wtd. Avg. Base	162.69 <u>c/</u>		
OTHER RAISIN	7.00 <u>b/</u>	1500	1,396.5
	151.20	0010	133.4
	154.00	0010	255.5
Wtd. Avg. Base	153.04 <u>c/</u>		

**TABLE GRAPES**

BLACK SEEDLESS	131.95	0010	63.9
Wtd. Avg. Base	131.95		
CALMERIA	128.38	0260	65.6
	130.65	0010	54.2
Wtd. Avg. Base	129.41		
CARDINAL	135.85	0010	94.5
Wtd. Avg. Base	135.85		

**TABLE 8: BASE PRICE PAID TO GROWERS FOR GRAPES CRUSHED AND DELIVERED TO CALIFORNIA PROCESSORS FROM THE 1998 CROP WITH BRIX FACTORS AND PURCHASED TONNAGE, BY TYPE, VARIETY, REPORTING DISTRICT WHERE GROWN, AND WEIGHTED AVERAGE BASE PRICE.**

District, Type, and Variety	Base Price Per Ton	Brix Factors	Tons	District, Type, and Variety	Base Price Per Ton	Brix Factors	Tons
	Dollars	Code a/			Dollars	Code a/	
<b>DISTRICT 14 (Cont'd.)</b>				RIBIER (Cont'd.)	150.00	0010	236.7
CHRISTMAS ROSE	141.70	0010	73.3	Wtd. Avg. Base	139.08	c/	
	150.00	0010	41.0	RUBY SEEDLESS/KING RUBY	7.00	b/ 1500	541.2
Wtd. Avg. Base	144.68				133.25	0010	68.4
CRIMSON	112.77	0260	11.1		143.65	0010	1,875.2
	142.00	0010	32.9		165.00	3140	58.9
	150.00	0010	45.4	Wtd. Avg. Base	143.92	c/	
Wtd. Avg. Base	142.43			SUPERIOR SEEDLESS	128.05	0010	1,656.7
EMPERATRIZ	165.00	0820	136.9	Wtd. Avg. Base	128.05		
Wtd. Avg. Base	165.00			WHITE MALAGA	165.00	1655	377.1
EMPEROR	113.10	0010	752.1		180.00	2380	1,429.9
	131.12	0260	64.7	Wtd. Avg. Base	176.87		
Wtd. Avg. Base	114.53			OTHER TABLE	6.50	b/ 1500	10,624.8
EXOTIC	126.69	0260	227.3		127.40	0010	11.1
Wtd. Avg. Base	126.69				132.60	0010	10.9
FANTASY	153.95	0260	38.2		143.00	0010	116.8
Wtd. Avg. Base	153.95			Wtd. Avg. Base	140.94	c/	
FLAME SEEDLESS	7.00	b/ 1500	227.3	<b>WINE GRAPES (WHITE)</b>			
	128.70	0010	119.5	BURGER	180.00	0280	5,210.4
	140.00	0010	1,661.2		180.00	1580	345.5
	140.40	0010	3,899.8		193.22	0280	1,424.6
	140.48	0010	500.0	Wtd. Avg. Base	182.70		
	143.00	0115	358.1	CHARDONNAY	141.70	0010	28.1
	143.65	0010	2,716.7		175.00	0010	21.8
	154.00	0010	209.6		500.00	0010	295.5
	155.74	0260	56.4		500.00	0115	301.9
	165.00	3140	46.4		500.00	0430	91.6
	165.00	5230	19.7		500.00	5312	1,239.5
Wtd. Avg. Base	141.76	c/			525.00	7300	302.7
ITALIA	142.35	0010	71.6		600.00	0120	7,188.2
Wtd. Avg. Base	142.35				600.00	7040	699.1
MARROO	7.00	b/ 1500	212.7		650.00	6530	32.9
Wtd. Avg. Base	0.00	d/			712.46	0200	297.0
PERLETTE	113.39	0010	113.9		750.00	4965	983.4
	130.00	0120	174.8		800.00	3140	120.8
	137.15	0010	239.3		800.00	5300	22.7
Wtd. Avg. Base	129.66				800.00	6530	22.5
QUEEN	165.00	5230	20.7		850.00	0125	41.4
Wtd. Avg. Base	165.00				850.00	3140	282.0
RED GLOBE/ROSE-ITO	7.00	b/ 1500	318.9		900.00	0010	778.7
	117.87	0260	161.7		900.00	6515	38.5
	129.41	0260	169.1	Wtd. Avg. Base	623.78		
	130.00	0010	2,207.6	CHENIN BLANC	114.40	0010	1,517.1
	150.00	0010	281.3		150.00	0010	628.1
Wtd. Avg. Base	131.26	c/			150.00	0365	1,135.6
RED SEEDLESS	113.10	0010	48.8		165.00	0010	270.9
	129.35	0010	1,006.6		175.00	0010	237.1
Wtd. Avg. Base	128.60				175.00	1875	353.6
RIBIER	7.00	b/ 1500	137.8		175.00	1880	283.6
	115.61	0260	50.5		180.00	0010	713.4
	130.65	0010	160.7		180.00	2150	8,083.2
	135.00	0010	11.3		180.00	2380	1,113.0
					190.00	2380	5,854.9
					200.00	0085	536.1
					200.00	1900	243.9
					200.00	2238	259.5
					200.00	2380	595.1
					225.00	1880	1,847.4
					230.00	0060	1,157.2
					250.00	0060	532.8
					275.00	0070	1,797.7
					275.00	2515	95.4
					350.00	0010	245.2

**TABLE 8: BASE PRICE PAID TO GROWERS FOR GRAPES CRUSHED AND DELIVERED TO CALIFORNIA PROCESSORS FROM THE 1998 CROP WITH BRIX FACTORS AND PURCHASED TONNAGE, BY TYPE, VARIETY, REPORTING DISTRICT WHERE GROWN, AND WEIGHTED AVERAGE BASE PRICE.**

District, Type, and Variety	Base Price Per Ton	Brix Factors	Tons	District, Type, and Variety	Base Price Per Ton	Brix Factors	Tons
	Dollars	Code a/			Dollars	Code a/	
<b>DISTRICT 14 (Cont'd.)</b>							
CHENIN BLANC (Cont'd.)				MUSCAT OF ALEXANDRIA (Cont'd.)	250.00	5210	1,140.6
Wtd. Avg. Base	192.01				250.00	6525	519.0
EMERALD RIESLING	6.00 <u>b/</u>	1500	19.2		265.00	6500	612.0
	113.10	0010	24.3	Wtd. Avg. Base	275.00	0670	106.8
	118.20	2860	48.3		290.00	6530	268.2
	149.50	0010	21.1	SAUVIGNON BLANC	337.80	0200	416.4
	150.00	0640	637.4	Wtd. Avg. Base	337.80		
	170.00	2862	71.2	SEMILLON	180.00	2860	938.3
	185.00	2150	691.5	Wtd. Avg. Base	180.00		
	200.00	2860	1,280.4	ST. EMILION (UGNI BLANC)	265.00	0650	24.8
	262.50	0550	45.6		550.00	0640	20.4
	265.00	0760	36.9	Wtd. Avg. Base	393.63		
Wtd. Avg. Base	183.81 <u>c/</u>			SYMPHONY	400.00	5210	362.7
FRENCH COLOMBARD	6.50 <u>b/</u>	1500	6.6	Wtd. Avg. Base	400.00		
	138.45	0010	16.7	OTHER WHITE	160.00	0650	23.9
	160.00	0070	2,636.1	Wtd. Avg. Base	160.00		
	165.00	0010	875.9	<b>WINE GRAPES (RED)</b>			
	165.00	6520	1,814.2	ALICANTE BOUSCHET	5.00 <u>b/</u>	1515	201.6
	172.86	0010	3,553.6		275.00	0010	744.9
	175.00	0010	8,924.9		325.00	0085	168.9
	175.00	0070	2,106.2		335.00	5300	75.2
	175.00	2575	516.5		342.50	0650	197.1
	175.00	5212	1,469.1	Wtd. Avg. Base	297.14 <u>c/</u>		
	175.00	5229	232.2	BARBERA	200.00	0910	101.0
	175.46	0010	2,122.7		275.00	0125	467.1
	178.88	2860	11,030.4		275.00	7040	246.7
	180.00	0010	13,266.6		300.00	0010	847.9
	180.00	2570	798.6		300.00	0115	1,993.1
	180.00	2860	10,135.2		300.00	5210	252.7
	185.00	2860	623.7		300.00	5300	223.0
	200.00	0010	49.0		300.00	6530	89.9
	200.00	0070	1,100.8		300.00	7300	156.6
	200.00	0540	836.2		300.00	7310	1,328.7
	200.00	2380	404.1		310.00	0650	379.6
	200.00	2860	801.3	Wtd. Avg. Base	296.03		
	213.37	0640	528.5	BLACK MALVOISIE	275.00	0760	50.9
	225.00	0010	106.1		300.00	0650	408.5
Wtd. Avg. Base	178.15 <u>c/</u>			Wtd. Avg. Base	297.23		
GREEN HUNGARIAN	210.00	0430	132.3	CABERNET FRANC	550.00	3140	556.8
Wtd. Avg. Base	210.00				900.00	8235	36.4
MALVASIA BIANCA	180.00	2860	815.6	Wtd. Avg. Base	571.48		
	250.00	2590	693.3	CABERNET SAUVIGNON	157.11	7300	407.6
Wtd. Avg. Base	212.16				300.00	1005	38.9
MUSCAT BLANC/M CANELLI	225.00	0770	58.4		400.00	0910	289.1
	350.00	0115	21.3		500.00	0010	1,734.7
Wtd. Avg. Base	258.41				500.00	0770	92.7
MUSCAT OF ALEXANDRIA	148.20	0010	280.2		600.00	0125	201.5
	165.00	6520	2,697.0		650.00	6545	1,171.2
	200.00	0010	625.2		650.00	7300	683.6
	200.00	0105	1,042.0		652.88	0200	427.2
	200.00	0855	2,847.5		750.00	0115	725.0
	200.00	2930	116.2		800.00	7110	214.9
	200.00	6520	500.7		800.00	7621	727.2
	220.00	0100	754.9		900.00	0640	64.3
	225.00	0085	58.8		900.00	0650	20.8
	225.00	0100	597.2		900.00	0910	309.4
	225.00	0760	626.0		900.00	7040	454.9
	225.00	2570	932.8				
	225.00	2585	141.2				
	225.00	5210	5,452.6				
	225.00	7300	63.2				
	225.00	8004	412.0				
	230.00	0760	244.8				
	240.00	0010	25.4				
	250.00	0010	74.2				
	250.00	0910	2,272.1				



**TABLE 8: BASE PRICE PAID TO GROWERS FOR GRAPES CRUSHED AND DELIVERED TO CALIFORNIA PROCESSORS FROM THE 1998 CROP WITH BRIX FACTORS AND PURCHASED TONNAGE, BY TYPE, VARIETY, REPORTING DISTRICT WHERE GROWN, AND WEIGHTED AVERAGE BASE PRICE.**

District, Type, and Variety	Base Price Per Ton	Brix Factors	Tons	District, Type, and Variety	Base Price Per Ton	Brix Factors	Tons
	Dollars	Code a/			Dollars	Code a/	
<b>DISTRICT 14 (Cont'd.)</b>				MERLOT (Cont'd.)			
CABERNET SAUVIGNON (Cont'd.)	900.00	7300	134.1	Wtd. Avg. Base	656.93		
	900.00	8235	44.5	PETIT VERDOT	900.00	8235	31.5
	950.00	6520	130.9	Wtd. Avg. Base	900.00		
	1,000.00	6520	432.8	PETITE SIRAH	400.00	6510	385.2
	1,000.00	6530	683.6	Wtd. Avg. Base	400.00		
	1,000.00	7040	85.5	ROYALTY	300.00	0125	571.0
	1,000.00	7450	44.9		400.00	6530	279.7
Wtd. Avg. Base	691.31				400.00	7300	302.0
CARIGNANE	7.00	b/ 1500	10.0		435.00	0115	667.8
	275.00	0120	1,318.9	Wtd. Avg. Base	381.47		
	275.00	0855	611.1	RUBIRED	300.00	7414	301.8
	300.00	0845	423.8		350.00	0010	3,276.1
	300.00	7300	1,783.5		350.00	6520	4,717.7
Wtd. Avg. Base	288.34	c/			350.00	7040	1,339.9
CARMINE	350.00	0200	181.9		350.00	7300	2,731.6
Wtd. Avg. Base	350.00				360.00	0770	305.4
CARNELIAN	200.00	0910	1,376.0		367.00	0125	530.2
	300.00	7310	2,175.5		400.00	0010	2,427.3
	325.00	0010	48.7		400.00	0115	71.5
	350.00	0855	481.8		400.00	0650	324.4
Wtd. Avg. Base	272.49				400.00	3130	3,166.9
DOLCETTO	6.50	b/ 1510	59.5		400.00	6530	8,957.3
Wtd. Avg. Base	0.00	d/			400.00	7300	3,335.6
GAMAY (NAPA)	325.00	2720	877.6		425.00	7310	519.8
Wtd. Avg. Base	325.00				425.00	7315	854.0
GRENACHE	7.00	b/ 1500	2.0		435.00	5300	524.8
	157.16	0260	7.5		450.00	0125	129.9
	175.00	0065	1,929.7		450.00	5300	1,655.2
	180.00	0010	653.2		450.00	6520	883.0
	180.00	2070	1,998.2		450.00	6924	347.1
	190.00	2380	679.3		500.00	0010	307.2
	200.00	0010	6,662.6		500.00	0650	121.7
	200.00	0115	418.0		500.00	0760	167.5
	200.00	1865	1,693.6		500.00	6520	321.9
	225.00	2380	327.9		550.00	0010	22.6
	250.00	0010	185.7		550.00	0550	13.8
Wtd. Avg. Base	193.75	e/		Wtd. Avg. Base	390.30		
GRIGNOLINO	6.50	b/ 1510	63.3	RUBY CABERNET	300.00	0910	588.6
Wtd. Avg. Base	0.00	d/			300.00	6515	585.2
MALBEC	900.00	8235	5.5		350.00	0010	2,257.0
Wtd. Avg. Base	900.00				350.00	0855	1,497.8
MERLOT	500.00	0770	21.6		350.00	6520	1,306.1
	500.00	7300	147.0		375.00	0010	9.5
	500.00	7315	9.0		375.00	7040	1,396.2
	525.00	0125	106.6		375.00	7300	245.6
	550.00	0010	81.5		390.60	7300	238.2
	550.00	6525	5.6		400.00	0650	463.3
	550.00	6530	883.6		418.27	7300	249.6
	600.00	0125	5,766.8		450.00	0650	34.2
	600.00	0855	520.3		450.00	6515	6.8
	625.00	0130	673.5		475.00	0010	126.4
	650.00	6530	1,229.3		475.00	6530	220.8
	650.00	7300	82.8		500.00	7310	2,110.8
	700.00	0010	344.4		550.00	0010	50.2
	900.00	8235	12.4		550.00	0550	11.9
	1,000.00	0010	639.9		550.00	0650	37.7
	1,017.60	0010	721.0		575.00	0650	270.8
	1,050.00	7300	86.6		575.00	0920	451.5
	2,000.00	0010	2.1	Wtd. Avg. Base	397.63		
				SALVADOR	200.00	0910	107.2
					325.00	3130	1,637.6
					325.00	6530	1,244.5
					350.00	0855	140.2
					350.00	5210	2,570.7
				Wtd. Avg. Base	334.54		

**TABLE 8: BASE PRICE PAID TO GROWERS FOR GRAPES CRUSHED AND DELIVERED TO CALIFORNIA PROCESSORS FROM THE 1998 CROP WITH BRIX FACTORS AND PURCHASED TONNAGE, BY TYPE, VARIETY, REPORTING DISTRICT WHERE GROWN, AND WEIGHTED AVERAGE BASE PRICE.**

District, Type, and Variety	Base Price Per Ton	Brix Factors	Tons
	Dollars	Code a/	

District, Type, and Variety	Base Price Per Ton	Brix Factors	Tons
	Dollars	Code a/	

**DISTRICT 14 (Cont'd.)**

SANGIOVETO/SANGIOVESE	6.50 <u>b/</u>	1510	45.0
	350.00	5210	356.1
	600.00	6520	342.7
	700.00	5300	224.2
	900.00	8235	19.0
Wtd. Avg. Base	535.35 <u>c/</u>		
SYRAH/FRENCH SYRAH-SHIRAZ	450.00	0010	385.5
	500.00	0125	2,781.7
	500.00	0920	38.1
	500.00	7300	313.3
	550.00	7450	298.3
	900.00	0640	35.6
Wtd. Avg. Base	502.56		
TEMPRANILLO	410.00	0120	302.3
Wtd. Avg. Base	410.00		
VALDEPENAS	300.00	7300	255.7
	425.00	0760	22.0
	425.00	0770	7.5
Wtd. Avg. Base	312.93		
ZINFANDEL	163.14	0260	113.3
	225.00	0010	1,734.1
	225.00	0060	4,382.8
	225.00	1655	901.6
	250.00	0010	1,413.8
	250.00	0770	13.9
	250.00	1640	479.3
	250.00	1650	194.3
	250.00	1689	421.0
	275.00	0060	516.0
	300.00	0010	699.3
	300.00	0045	15,538.7
	335.00	0060	487.1
	350.00	0010	307.3
	361.19	1665	1,062.0
	400.00	1595	529.8
	400.00	1855	104.0
	425.00	0010	881.6
	450.00	0010	911.7
Wtd. Avg. Base	291.10		
OTHER RED	131.81	0260	173.8
	137.64	0010	302.4
	150.00	1880	342.4
	165.00	3140	200.4
	170.00	0920	39.4
	250.00	0760	98.4
	270.00	0760	25.2
	300.00	0010	2.3
Wtd. Avg. Base	158.53		

**DISTRICT 15**

**TABLE GRAPES**

BLACK PRINCE/ROSE OF PERU	350.00	0010	18.6
Wtd. Avg. Base	350.00		
WHITE MALAGA	150.00	0010	3.0
Wtd. Avg. Base	150.00		

**WINE GRAPES (WHITE)**

PALOMINO/G CHASSELAS	150.00	0010	68.1
	188.50	0115	157.6
Wtd. Avg. Base	176.88		

**WINE GRAPES (RED)**

ALICANTE BOUSCHET	350.00	0010	27.9
Wtd. Avg. Base	350.00		
CABERNET SAUVIGNON	1,200.00	0780	3.3
Wtd. Avg. Base	1,200.00		
CARIGNANE	650.00	0010	1.2
Wtd. Avg. Base	650.00		
CARNELIAN	1,250.00	1180	121.3
Wtd. Avg. Base	1,250.00		
CINSAULT	1,000.00	0010	17.2
Wtd. Avg. Base	1,000.00		
GRENACHE	200.00	0660	3.2
	600.00	0010	22.9
	600.00	1000	64.2
	650.00	0010	4.2
	650.00	0910	13.0
Wtd. Avg. Base	596.09		
MATARO/MOURVEDRE	700.00	0010	18.4
Wtd. Avg. Base	700.00		
MISSION	6.50 <u>b/</u>	1500	25.0
	225.00	6530	410.1
Wtd. Avg. Base	225.00 <u>c/</u>		
ZINFANDEL	580.00	1095	37.5
	847.71	8358	97.9
	1,000.00	0010	160.5
	1,000.00	1085	10.3
	1,000.00	1095	4.0
	1,050.00	0010	87.5
	1,200.00	0010	76.2
Wtd. Avg. Base	976.70		

**DISTRICT 16**

**WINE GRAPES (WHITE)**

BURGER	150.00	0010	56.2
Wtd. Avg. Base	150.00		
CHARDONNAY	550.00	0010	6.8
	750.00	0010	43.7
	797.87	0010	167.8
	850.00	5300	40.0
	900.00	0485	6.0
	925.00	6530	481.8
	925.00	7310	18.3
	950.00	0010	3.3
	960.00	0010	15.8
	1,000.00	0010	79.1
	1,000.00	0725	197.1
	1,000.00	0910	23.8
	1,000.00	6520	564.3
	1,000.00	7835	371.0
	1,100.00	0910	14.2
	1,128.11	0200	60.9
	1,161.14	0200	728.1
	1,501.00	0780	7.7
Wtd. Avg. Base	1,013.29		
CHENIN BLANC	500.00	0010	5.9
	500.00	0910	13.3

**TABLE 8: BASE PRICE PAID TO GROWERS FOR GRAPES CRUSHED AND DELIVERED TO CALIFORNIA PROCESSORS FROM THE 1998 CROP WITH BRIX FACTORS AND PURCHASED TONNAGE, BY TYPE, VARIETY, REPORTING DISTRICT WHERE GROWN, AND WEIGHTED AVERAGE BASE PRICE.**

District, Type, and Variety	Base Price Per Ton	Brix Factors	Tons	District, Type, and Variety	Base Price Per Ton	Brix Factors	Tons
	Dollars	Code a/			Dollars	Code a/	
<b>DISTRICT 16 (Cont'd.)</b>				CABERNET SAUVIGNON (Cont'd.)			
CHENIN BLANC (Cont'd.)				Wtd. Avg. Base	1,177.21		
Wtd. Avg. Base	500.00			CARIGNANE	350.00	0010	95.8
MUSCAT BLANC/M CANELLI	600.00	0485	2.0		500.00	0010	2.9
	725.00	0920	23.2		500.00	0770	9.0
	806.44	0990	8.6	Wtd. Avg. Base	366.57		
	812.00	0010	13.3	CARMINE	1,000.00	0770	1.2
Wtd. Avg. Base	759.13			Wtd. Avg. Base	1,000.00		
MUSCAT OF ALEXANDRIA	650.00	0910	5.3	CINSAULT	350.00	0010	0.4
Wtd. Avg. Base	650.00			Wtd. Avg. Base	350.00		
PALOMINO/G CHASSELAS	150.00	0010	18.6	GAMAY (NAPA)	400.00	0485	7.0
Wtd. Avg. Base	150.00			Wtd. Avg. Base	400.00		
ROUSANNE	1,591.53	0640	1.2	GRENACHE	350.00	0010	173.0
Wtd. Avg. Base	1,591.53				650.00	0010	4.6
SAUVIGNON BLANC	600.00	0485	4.0		650.00	0910	11.9
	659.78	3075	76.3		650.00	0930	21.5
	700.00	0760	20.3	Wtd. Avg. Base	404.03		
	750.00	0010	2.0	MATARO/MOURVEDRE	350.00	0010	135.8
	850.00	0010	2.0		700.00	0010	4.1
	869.41	0010	175.6		750.00	1105	7.8
Wtd. Avg. Base	795.22			Wtd. Avg. Base	380.84		
SEMILLON	500.00	0010	6.0	MERLOT	650.00	1015	115.6
Wtd. Avg. Base	500.00				900.00	0910	58.6
VOIGNIER	1,200.00	0920	7.1		1,120.00	0910	8.3
	1,495.00	0010	3.3		1,200.00	0910	109.8
Wtd. Avg. Base	1,293.61				1,250.00	1085	54.3
WHITE RIESLING	673.00	0010	14.1		1,281.91	0010	226.7
	700.00	0010	14.8		1,349.66	0010	33.6
	735.00	0460	18.8		1,412.00	0770	20.4
	850.00	0010	19.2	Wtd. Avg. Base	1,118.40		
Wtd. Avg. Base	747.19			MISSION	150.00	0010	138.7
<b>WINE GRAPES (RED)</b>				Wtd. Avg. Base	150.00		
ALEATICO	350.00	0010	3.3	NEBBIOLO	1,000.00	0010	2.6
Wtd. Avg. Base	350.00				1,244.47	1085	5.8
ALICANTE BOUSCHET	350.00	0010	68.7	Wtd. Avg. Base	1,168.80		
	700.00	0010	0.7	PETITE SIRAH	996.00	0770	0.1
Wtd. Avg. Base	353.53			Wtd. Avg. Base	996.00		
BARBERA	1,103.62	0910	18.4	SALVADOR	350.00	0010	11.1
	1,103.62	1085	4.8	Wtd. Avg. Base	350.00		
Wtd. Avg. Base	1,103.62			SANGIOVETO/SANGIOVESE	550.00	0010	24.9
CABERNET FRANC	500.00	0010	4.0		600.00	0010	1.6
	600.00	0010	19.2		625.00	1085	0.9
	1,126.00	0780	1.8		1,082.00	0010	12.9
	1,142.92	0010	13.9		1,200.00	0010	8.0
Wtd. Avg. Base	808.06			Wtd. Avg. Base	802.80		
CABERNET SAUVIGNON	800.00	0780	7.2	SYRAH/FRENCH SYRAH-SHIRAZ	1,326.00	0780	2.2
	1,000.00	1085	19.7		1,328.43	0910	13.7
	1,100.00	0910	6.9		1,328.43	1085	5.2
	1,100.00	6520	91.9	Wtd. Avg. Base	1,328.18		
	1,200.00	0010	243.2	ZINFANDEL	200.00	1865	352.9
	1,200.00	0200	258.9		450.00	0010	4.5
	1,200.00	6520	105.0		500.00	0760	16.1

**TABLE 8: BASE PRICE PAID TO GROWERS FOR GRAPES CRUSHED AND DELIVERED TO CALIFORNIA PROCESSORS FROM THE 1998 CROP WITH BRIX FACTORS AND PURCHASED TONNAGE, BY TYPE, VARIETY, REPORTING DISTRICT WHERE GROWN, AND WEIGHTED AVERAGE BASE PRICE.**

District, Type, and Variety	Base Price Per Ton	Brix Factors	Tons	District, Type, and Variety	Base Price Per Ton	Brix Factors	Tons
	Dollars	Code a/			Dollars	Code a/	
<b>DISTRICT 16 (Cont'd.)</b>							
ZINFANDEL (Cont'd.)	550.00	0010	429.0	SAUVIGNON BLANC	400.00	0010	49.9
	600.00	0010	24.7		550.00	0010	120.3
	1,000.00	0010	10.9		600.00	3145	245.3
	1,000.00	1085	55.7		600.00	4890	420.3
Wtd. Avg. Base	445.32				600.00	7095	268.8
					625.00	0910	228.5
OTHER RED	300.00	0010	51.3		680.00	0770	41.0
	400.00	0485	4.5	Wtd. Avg. Base	700.00	6320	63.3
	774.53	0910	3.4				
Wtd. Avg. Base	334.85			SYMPHONY	310.00	0200	532.8
<b>DISTRICT 17</b>							
<b>WINE GRAPES (WHITE)</b>							
CHARDONNAY	6.50	b/ 1500	95.6	Wtd. Avg. Base	310.00		
	500.00	0010	27.2				
	500.00	6555	114.1	Wtd. Avg. Base	901.70	0010	0.3
	600.00	6530	242.8				
	650.00	0010	511.0				
	665.00	0910	2,871.0				
	700.00	0010	228.4				
	734.00	6142	128.9				
	750.00	0010	1,257.7				
	750.00	0200	5,439.8				
	750.00	7052	146.9				
	752.07	0910	233.2				
	796.65	0010	89.9				
	800.00	0010	1,876.7				
	800.00	0910	943.5				
	800.00	7090	4,410.2				
	800.00	7648	1,934.2				
	819.32	5250	331.9				
	840.16	7760	58.4				
	840.16	7840	121.4				
	850.00	0010	104.9				
	850.00	0845	67.8				
	850.00	5300	39.0				
	850.00	7452	16.9				
	850.00	8360	23.4				
	897.10	0010	208.0				
	900.00	0910	142.0				
	900.00	7870	881.9				
	904.93	5300	144.4				
	950.00	0010	59.8				
	1,000.00	0010	102.5				
	1,100.00	7840	357.2				
	1,200.00	0010	23.2				
	1,300.00	0010	147.4				
Wtd. Avg. Base	776.09	c/					
CHENIN BLANC	350.00	1950	98.4				
	400.00	0540	538.9				
	400.00	2620	1,838.1				
	430.80	0430	145.2				
	450.00	0010	356.7				
	450.00	5135	84.1				
	452.68	0010	51.7				
	453.00	0010	65.2				
	453.00	0720	156.9				
	500.00	0635	124.6				
	500.00	0640	98.8				
	500.00	4980	511.9				
	550.00	0515	129.2				
	600.00	0010	41.7				
	700.00	0010	5.1				
Wtd. Avg. Base	432.70						
FRENCH COLOMBARD	264.12	0430	146.0				
Wtd. Avg. Base	264.12						
				<b>WINE GRAPES (RED)</b>			
				CABERNET SAUVIGNON	650.00	0010	190.2
					650.00	6530	142.7
					739.62	0910	640.8
					767.00	7752	131.4
					775.00	0200	197.0
					800.00	7300	100.0
					1,000.00	7450	195.9
					1,250.00	0010	84.3
				Wtd. Avg. Base	787.65		
				GAMAY (NAPA)	400.00	0200	200.0
				Wtd. Avg. Base	400.00		
				GRENACHE	865.50	0010	3.8
					1,000.00	0810	16.3
				Wtd. Avg. Base	974.57		
				MERLOT	450.00	0010	60.5
					600.00	6530	206.6
					650.00	0010	403.2
					650.00	6530	117.2
					700.00	0200	974.0
					700.00	7270	248.9
					700.00	7650	680.8
					700.00	7752	518.0
					750.00	0010	687.9
					750.00	0770	86.7
					750.00	0910	214.2
					800.00	0010	241.1
					800.00	0920	141.1
					800.00	7840	125.6
					831.96	0910	491.2
					850.00	0920	84.3
					900.00	0010	155.6
					900.00	0910	428.3
					1,000.00	0010	143.0
				Wtd. Avg. Base	745.86		
				PETITE SIRAH	570.00	7475	165.0
					850.00	7452	24.1
					900.00	0010	55.1
					1,000.00	0920	44.1
					1,100.00	0010	44.7
					1,100.00	1095	25.0
				Wtd. Avg. Base	795.80		
				SOUZAO	1,000.00	0950	20.0
				Wtd. Avg. Base	1,000.00		

**TABLE 8: BASE PRICE PAID TO GROWERS FOR GRAPES CRUSHED AND DELIVERED TO CALIFORNIA PROCESSORS FROM THE 1998 CROP WITH BRIX FACTORS AND PURCHASED TONNAGE, BY TYPE, VARIETY, REPORTING DISTRICT WHERE GROWN, AND WEIGHTED AVERAGE BASE PRICE.**

District, Type, and Variety	Base Price Per Ton	Brix Factors	Tons
	Dollars	Code a/	

**DISTRICT 17 (Cont'd.)**

SYRAH/FRENCH SYRAH-SHIRAZ	865.50	0010	0.3
Wtd. Avg. Base	865.50		
TINTA CAO	1,000.00	0950	9.2
Wtd. Avg. Base	1,000.00		
TOURIGA	1,000.00	0950	20.0
Wtd. Avg. Base	1,000.00		

District, Type, and Variety	Base Price Per Ton	Brix Factors	Tons
	Dollars	Code a/	

ZINFANDEL	275.00	0010	556.8
	350.00	0200	316.7
	400.00	0010	640.3
	500.00	0640	131.2
	500.00	1995	419.1
	600.00	0670	6.2
Wtd. Avg. Base	385.91		

- a/ See code descriptions in Table 8 - Supplement: Brix Adjustment Factors.
- b/ Price basis per Degree Brix.
- c/ Price per Degree Brix not included in weighted average base price or totals.
- d/ All prices based on per Degree Brix.

**TABLE 8 - SUPPLEMENT: BRIX ADJUSTMENT FACTORS**

The following Brix adjustment factors are on a per degree Brix basis and are normally calculated to a tenth of a degree, and are cumulative unless otherwise indicated. Most processors, however, indicate maximum and/or minimum Brix acceptance limits. Grapes testing above or below these limits may be subject to price renegotiation, acceptance for use other than for table wine, or rejection by the processors. Discounts for high sugar apply to both base price and bonus unless otherwise stated. There are factors other than Brix, such as material other than grapes (MOG), defects, weight loss in late harvest grapes, and sugar/acid ratios that affect grape prices. These were not considered in this presentation, unless otherwise stated, but were considered in arriving at weighted average prices.

<u>CODE</u>	<u>DESCRIPTION</u>	<u>CODE</u>	<u>DESCRIPTION</u>
<b>PREMIUM OR PEN</b>		<b>PREMIUM OR PEN (Cont'd.)</b>	
0010	No max. or min.	0748	Acceptable limits 21-21.5
0025	Min. acceptance 12	0750	Acceptable limits 21-22
0033	Min. acceptance 14	0755	Acceptable limits 21-22.5
0035	Min. acceptance 14-17	0760	Acceptable limits 21-23
0040	Min. acceptance 15	0765	Acceptable limits 21-23.5
0045	Min. acceptance 15.5	0770	Acceptable limits 21-24
0050	Min. acceptance 16	0775	Acceptable limits 21-24.5
0055	Min. acceptance 16.5	0780	Acceptable limits 21-25
0060	Min. acceptance 17	0790	Acceptable limits 21-26
0065	Min. acceptance 17.5	0795	Acceptable limits 21-27
0070	Min. acceptance 18	0800	Acceptable limits 21-28
0075	Min. acceptance 18.5	0805	Acceptable limits 21-29
0085	Min. acceptance 19	0810	Acceptable limits 21-30
0095	Min. acceptance 19.5	0820	Acceptable limits 21-40
0100	Min. acceptance 20	0835	Acceptable limits 21.5-22.5
0105	Min. acceptance 20.5	0840	Acceptable limits 21.5-23
0110	Min. acceptance 20.8	0843	Acceptable limits 21.5-23.4
0115	Min. acceptance 21	0845	Acceptable limits 21.5-23.5
0120	Min. acceptance 21.5	0855	Acceptable limits 21.5-24
0125	Min. acceptance 22	0860	Acceptable limits 21.5-24.5
0130	Min. acceptance 22.5	0865	Acceptable limits 21.5-25
0140	Min. acceptance 23	0867	Acceptable limits 21.5-25.4
0150	Min. acceptance 24	0873	Acceptable limits 21.5-27.5
0200	Max. acceptance 30	0880	Acceptable limits 21.7-24
0210	Min. acceptance 31	0883	Acceptable limits 21.7-25.3
0230	Max. acceptance 24.5	0890	Acceptable limits 22-23
0260	Acceptable limits 8-40	0900	Acceptable limits 22-23.5
0280	Acceptable limits 14-17	0910	Acceptable limits 22-24
0297	Acceptable limits 15.5-21	0915	Acceptable limits 22-24.5
0305	Acceptable limits 16-20	0920	Acceptable limits 22-25
0318	Acceptable limits 16.5-18	0925	Acceptable limits 22-25.5
0319	Acceptable limits 16.5-19	0930	Acceptable limits 22-26
0345	Acceptable limits 17-19	0940	Acceptable limits 22-27
0355	Acceptable limits 17-20	0950	Acceptable limits 22-28
0358	Acceptable limits 17-20.2	0955	Acceptable limits 22-30
0360	Acceptable limits 17-20.5	0957	Acceptable limits 22-35
0365	Acceptable limits 17-21	0980	Acceptable limits 22.3-25
0400	Acceptable limits 17.5-21	0981	Acceptable limits 22.3-26
0422	Acceptable limits 18-19.5	0990	Acceptable limits 22.5-23.5
0430	Acceptable limits 18-20	1000	Acceptable limits 22.5-24
0440	Acceptable limits 18-21	1001	Acceptable limits 22.5-24.1
0450	Acceptable limits 18-22	1003	Acceptable limits 22.5-24.3
0460	Acceptable limits 18-23	1005	Acceptable limits 22.5-24.5
0470	Acceptable limits 18-24	1006	Acceptable limits 22.5-24.6
0475	Acceptable limits 18-24.5	1007	Acceptable limits 22.5-24.7
0480	Acceptable limits 18-25	1012	Acceptable limits 22.5-24.9
0485	Acceptable limits 18-26	1015	Acceptable limits 22.5-25
0510	Acceptable limits 18.5-20.5	1016	Acceptable limits 22.5-25.1
0515	Acceptable limits 18.5-21.5	1018	Acceptable limits 22.5-25.3
0525	Acceptable limits 18.5-24	1020	Acceptable limits 22.5-25.5
0530	Acceptable limits 19-20	1022	Acceptable limits 22.5-25.8
0540	Acceptable limits 19-21	1025	Acceptable limits 22.5-26
0550	Acceptable limits 19-22	1045	Acceptable limits 22.8-24
0560	Acceptable limits 19-23	1055	Acceptable limits 22.8-24.8
0570	Acceptable limits 19-24	1065	Acceptable limits 23-23.5
0575	Acceptable limits 19-24.5	1070	Acceptable limits 23-24
0610	Acceptable limits 19.5-21.5	1080	Acceptable limits 23-24.5
0615	Acceptable limits 19.5-22	1085	Acceptable limits 23-25
0620	Acceptable limits 19.5-22.5	1090	Acceptable limits 23-25.5
0627	Acceptable limits 19.5-23.5	1095	Acceptable limits 23-26
0628	Acceptable limits 19.5-24	1097	Acceptable limits 23-26.5
0629	Acceptable limits 20-20.9	1100	Acceptable limits 23-27
0630	Acceptable limits 20-21	1105	Acceptable limits 23-28
0635	Acceptable limits 20-21.5	1107	Acceptable limits 23-29
0640	Acceptable limits 20-22	1110	Acceptable limits 23-30
0645	Acceptable limits 20-22.5	1120	Acceptable limits 23-36
0650	Acceptable limits 20-23	1135	Acceptable limits 23.5-24.5
0655	Acceptable limits 20-23.5	1145	Acceptable limits 23.5-25
0660	Acceptable limits 20-24	1150	Acceptable limits 23.5-25.5
0670	Acceptable limits 20-25	1155	Acceptable limits 23.5-26
0680	Acceptable limits 20-26	1157	Acceptable limits 23.5-26.5
0687	Acceptable limits 20-28	1165	Acceptable limits 24-24.5
0715	Acceptable limits 20.5-22	1170	Acceptable limits 24-25
0720	Acceptable limits 20.5-22.5	1175	Acceptable limits 24-25.5
0725	Acceptable limits 20.5-23	1180	Acceptable limits 24-26
0730	Acceptable limits 20.5-23.5	1182	Acceptable limits 24-26.5
0735	Acceptable limits 20.5-24	1185	Acceptable limits 24-27
0745	Acceptable limits 20.5-25	1190	Acceptable limits 24-28

**TABLE 8 - SUPPLEMENT: BRIX ADJUSTMENT FACTORS**

The following Brix adjustment factors are on a per degree Brix basis and are normally calculated to a tenth of a degree, and are cumulative unless otherwise indicated. Most processors, however, indicate maximum and/or minimum Brix acceptance limits. Grapes testing above or below these limits may be subject to price renegotiation, acceptance for use other than for table wine, or rejection by the processors. Discounts for high sugar apply to both base price and bonus unless otherwise stated. There are factors other than Brix, such as material other than grapes (MOG), defects, weight loss in late harvest grapes, and sugar/acid ratios that affect grape prices. These were not considered in this presentation, unless otherwise stated, but were considered in arriving at weighted average prices.

CODE	DESCRIPTION	CODE	DESCRIPTION
<b>PREMIUM OR PEN (Cont'd.)</b>		<b>18-21 BRIX</b>	
1195	Acceptable limits 24-30	1947	No premium; - 10% above or below, acceptable limits 17-22
1205	Acceptable limits 24.5-30	1950	No premium; - 15% above or below, acceptable limits 17-22
1214	Acceptable limits 25-27	<b>18-22 BRIX</b>	
1217	Acceptable limits 25-28	1988	No premium; - 10% to 16.5, - 20% below 16.5, - 10% above 22
1222	Acceptable limits 25-32	1990	No premium; - 20% to 16.5, - 30% below 16.5, - 20% above 22
1225	Acceptable limits 25-35	1995	No premium; - 20% to 17.5, - 30% below 17.5, - 20% above 22
1255	Acceptable limits 27-34	2000	No premium; - 20% to 17.5, - 60% below 17.5; - 40% above 22
1303	Acceptable limits 32-40	<b>18-25 BRIX</b>	
1340	Acceptable limits 35-45	2070	No premium; - 10% below
1350	Acceptable limits 36-40	<b>18.5 BRIX</b>	
<b>SPECIAL CLASS</b>		2080	No premium; - 5% below
1500	Per degree Brix	<b>19 BRIX</b>	
1510	Per degree Brix, max. 22	2125	No premium; - 5%
1515	Per degree Brix, max. 23	2135	No premium; - 10%
<b>14-19 BRIX</b>		2148	No premium; - 10%, min. 17.9
1580	No premium; - 10% below	2150	No premium; - 10%, min. 18
<b>15 BRIX</b>		<b>19-21 BRIX</b>	
1587	No premium; - 5%	2238	No premium; - 10% above or below, acceptable limits 17-22
1595	No premium; - 10%	2240	No premium; - 10% above or below, acceptable limits 18.5-21.5
1597	No premium; - 10%, min. 14.5	<b>19-21.5 BRIX</b>	
1600	No premium; - 15% min. 14	2260	No premium; - 10% to 18, - 15% below 18
<b>15-19 BRIX</b>		<b>19-22 BRIX</b>	
1615	No premium; - 10% to 14, - 15% below 14	2280	No premium; - 10% above or below, acceptable limits 17-23
<b>15.5 BRIX</b>		<b>19-23 BRIX</b>	
1625	No premium; - 10%, min. 14	2300	No premium; - 15% above or below, acceptable limits 18-24
<b>15.5-18 BRIX</b>		<b>19-25 BRIX</b>	
1635	No premium; - 10%, min. 14.5	2380	No premium; - 10% below
<b>15.5-19 BRIX</b>		<b>19.5 BRIX</b>	
1637	No premium; - 10% above or below, acceptable limits 15-20	2435	No premium; - 5%
1640	No premium; - 5% above or below, acceptable limits 15-20	2440	No premium; - 10%
<b>16 BRIX</b>		<b>19.5-21.5 BRIX</b>	
1650	No premium; - 5% min. 15	2473	No premium; - 10% above or below, acceptable limits 19-22
1655	No premium; - 10%	2490	No premium; - 15% above, acceptable limits 19.5-22.5
1665	No premium; - 10% min. 15	<b>19.5-22 BRIX</b>	
1666	No premium; - 10% min. 15.5	2515	No premium; - 10% above or below, acceptable limits 17-23
<b>16-19 BRIX</b>		<b>19.5-22.5 BRIX</b>	
1682	No premium; - 10% above or below, acceptable limits 15-20	2540	No premium; - 15% above
1685	No premium; - 10% to 15, - 15% below 15	<b>19.9 BRIX</b>	
<b>16-20 BRIX</b>		2550	+ flat \$5.00 20-21, + flat \$5.00 21-22, + flat \$5.00 above 22
1689	No premium; - 10% below; min. acceptance 13	<b>20 BRIX</b>	
<b>16.5 BRIX</b>		2570	No premium; - 5%
1714	No premium; - 5%, min. 15	2575	No premium; - 5%, min. 18
1715	No premium; - 5%, min. 16	2580	No premium; - 5%, min. 19
1717	No premium; - 10%, min. 15	2585	No premium; - 10%
1718	No premium; - 10%, min. 15.5	2588	No premium; - 10% min. 18
1720	No premium; - 15% above, max. 21	2589	No premium; - 10% min. 18.9
1723	+ 10% to 18, - 10%, acceptable limits 15-20	2590	No premium; - 10% min. 19
<b>16.5-25 Brix</b>		2605	No premium; - 15% min. 19
1735	No premium; - 10% below	2620	+ 10% max. 21, - 15% min. 19
<b>17 BRIX</b>		2627	No premium; + 15% above; max. 23
1750	No premium; - 10%	<b>20-21 BRIX</b>	
1755	No premium; - 10%, min. 16	2653	+ \$0.50 per tenth degree above, - 10% below
1757	No premium; - 10%, min. 16.5	<b>20-22 BRIX</b>	
<b>17-19 BRIX</b>		2697	No premium; - 10% above or below, acceptable limits 19.5-22.5
1792	No premium; - 10% above or below, acceptable limits 16-20	<b>20-22.5 BRIX</b>	
<b>17-20 BRIX</b>		2720	No premium; - 10% above or below, acceptable limits 17-23.5
1820	No premium; - 10% to 16, - 15% below 16	<b>20-23 BRIX</b>	
1822	No premium; - 10% above or below, acceptable limits 16-21	2750	No premium; - 10% to 19, - 15% below 19
<b>17-20.5 BRIX</b>		2768	No premium; - 15% above or below, acceptable limits 18-24
1825	No premium; - 20% to 16.5; -60% below 16.5; - 40% above 20.5	2769	No premium; - 15% above or below, acceptable limits 19-24
<b>17-22 BRIX</b>		2780	+ 10% above, - 15% below, min. 19
1840	No premium; - 20% to 16.5, - 60% below 16.5; - 40% above 22	<b>20-24 BRIX</b>	
<b>17-25 BRIX</b>		2800	No premium; - 10% below, min. 18.5
1855	No premium; - 10% below	<b>20-25 BRIX</b>	
<b>17-30 BRIX</b>		2860	No premium; - 10% below
1860	No premium; - 10% below	2862	No premium; - 10% above or below
<b>17.5 BRIX</b>		<b>20-30 BRIX</b>	
1865	No premium; - 10%	2875	No premium; - 10% below
<b>18 BRIX</b>		<b>20.5 BRIX</b>	
1875	No premium; - 5%, min. 17	2930	No premium; - 10%
1880	No premium; - 10%	2933	No premium; - 10% below, min. 19.4
1885	No premium; - 10%, min. 17	<b>20.5-21.5 BRIX</b>	
1895	+ 15% max. 18, min. acceptance 16.5	2938	No premium; - 10% below
<b>18-20 BRIX</b>		<b>20.5-22 BRIX</b>	
1900	No premium; - 10% above or below	2950	No premium; - 10% above or below, acceptable limits 18.5-24
1908	No premium; - 15% above	<b>20.5-22.4 BRIX</b>	
1909	No premium; - 15% above, max. 21	2955	No premium; - 10% above, max. 23.5
1920	No premium; - 15% above, acceptable limits 18-21		

**TABLE 8 - SUPPLEMENT: BRIX ADJUSTMENT FACTORS**

The following Brix adjustment factors are on a per degree Brix basis and are normally calculated to a tenth of a degree, and are cumulative unless otherwise indicated. Most processors, however, indicate maximum and/or minimum Brix acceptance limits. Grapes testing above or below these limits may be subject to price renegotiation, acceptance for use other than for table wine, or rejection by the processors. Discounts for high sugar apply to both base price and bonus unless otherwise stated. There are factors other than Brix, such as material other than grapes (MOG), defects, weight loss in late harvest grapes, and sugar/acid ratios that affect grape prices. These were not considered in this presentation, unless otherwise stated, but were considered in arriving at weighted average prices.

CODE	DESCRIPTION	CODE	DESCRIPTION
<b>20.5-22.5 BRIX</b>		<b>21.5-23.5 BRIX (Cont'd.)</b>	
2975	No premium; - 20% above or below, acceptable limits 19-30	6140	No premium; - 10% above or below, acceptable limits 20.5-24.5
2985	No premium; - 20% to 19, - 50% min. 18, - 20% min. 30	6142	No premium; - 10% above or below, acceptable limits 21-24
<b>20.5-23.5 BRIX</b>		6143	No premium; - 10% above or below, acceptable limits 21-24.5
3045	No premium; - 10% above or below acceptable limits 20-24	6150	No premium; - 10% above or below, max. acceptance 30
<b>20.5-24.5 BRIX</b>		6210	No premium; - 20% above or below, acceptable limits 19-30
3065	No premium; - 10% above or below, acceptable limits 20-25	6217	No premium; - 20% above or below acceptable limits 20.5-25
<b>20.5-30 BRIX</b>		6220	No premium; - 20% to 19, - 50% min. 18, - 20% max. 30
3075	No premium; - 10% below	<b>21.5-24 BRIX</b>	
<b>20.8-22.8 BRIX</b>		6255	No premium; - 10% below, min. 21
3115	No premium; - 10% above or below, acceptable limits 20.5-23.5	<b>21.5-24.5 BRIX</b>	
<b>20.9-22.9 BRIX</b>		6315	No premium; - 20% above or below, acceptable limits 20.5-25.5
3120	No premium; - 10% above or below, acceptable limits 20.5-23.5	6320	No premium; - 20% to 21, - 30% below 21, - 20% above 24.5
<b>21 BRIX</b>		<b>21.5-25 BRIX</b>	
3130	No premium; - 5%	6360	No premium; - 10% below
3135	No premium; - 5% min. 20	<b>21.5-26 BRIX</b>	
3140	No premium; - 10%	6367	No premium; - 10% above or below
3144	No premium; - 10% min. 19.9	<b>21.5-25.9 BRIX</b>	
3145	No premium; - 10% min. 20	6370	No premium; - 20% to 21, -30% below 21, - 20% above 25.9
3170	No premium; - 15% min. 20	<b>21.8 BRIX</b>	
3215	+ 15% max. 22, min. acceptance 20	6392	No premium; - 10% below, min. 20.7
<b>21-22 BRIX</b>		<b>21.8-23.7 BRIX</b>	
3265	+ flat \$5.00 above; - 10% below	6394	No premium; - 10% above or below, max. 25
3270	No premium; - 10% above or below	<b>21.8-23.8 BRIX</b>	
<b>21-22.5 BRIX</b>		6402	No premium; - 10% above or below, acceptable limits 21.5-25
3280	No premium; - 10% below, min. 17.5	<b>21.9-23.9 BRIX</b>	
<b>21-23 BRIX</b>		6412	No premium; - 10% above or below, acceptable limits 21.5-24.5
4830	No premium; - 10% below	<b>22 BRIX</b>	
4840	No premium; - 10% to 20, - 15% below 20	6500	No premium; - 5%
4850	No premium; - 10% above or below	6510	No premium; - 5%, min. 20
4853	No premium; - 10% above or below acceptable limits 20-23.5	6515	No premium; - 5%, min. 21
4854	No premium; - 10% above or below acceptable limits 20-24	6518	No premium; - 8% below
4855	No premium; - 10% above or below acceptable limits 20.5-23.5	6520	No premium; - 10% below
4880	No premium; - 15% below, acceptable limits 20-23	6525	No premium; - 10% min. 20
4890	No premium; - 15% above or below, acceptable limits 20-24	6528	No premium; - 10% min. 20.9
4895	No premium; - 20% to 21, - 60% below 21, - 40% above 23	6530	No premium; - 10% min. 21
<b>21-23.5 BRIX</b>		6545	No premium; - 10% min. 21.5
4945	No premium; - 10% below	6555	No premium; - 15% min. 21
4960	No premium; - 10% below, acceptable limits 20.5-23.5	6620	+ 10% above, max. 23.5
4964	No premium; - 10% above or below, acceptable limits 19.5-24	6625	+ 10% above, max. 24
4965	No premium; - 10% above or below, acceptable limits 20-24	6630	+ 15% max. 25.5, min. acceptance 21
4980	No premium; - 20% to 20, - 30% below 20; - 20% above 23.5	<b>22-23 BRIX</b>	
4985	No premium; - 20% to 20, - 60% below 20; - 40% above 23.5	6840	No premium; - 10% above or below, acceptable limits 21-24
<b>21-24 BRIX</b>		6850	No premium; - 15% above or below, acceptable limits 21-24
5086	No premium; - 10% below, min. 20.3	<b>22-23.5 BRIX</b>	
5107	No premium; - 10% above or below, max. acceptance 30	6920	No premium; - 10% above or below
5110	No premium; - 10% above or below, acceptable limits 20.5-24.5	6924	No premium; - 10% above or below, acceptable limits 21-24.5
5135	No premium; - 20% to 20, - 30% below 20; - 20% above 24	6932	No premium; - 10% below, min. 21
5140	No premium; - 30% below 21, - 20% above 24	6935	No premium; - 12% below
<b>21-24.5 BRIX</b>		6945	No premium; - 15% below, acceptable limits 21-23.5
5180	No premium; - 10% above or below, acceptable limits 20-25.5	6958	No premium; - 15% above or below, acceptable limits 20-24
5190	No premium; - 20% to 20, - 30% below 20, - 20% above 24.5	6965	No premium; - 15% above or below, acceptable limits 21-24
<b>21-25 BRIX</b>		6980	No premium; - 20% to 21, - 30% below 21, - 20% above 23.5
5210	No premium; - 10% below	6982	No premium; - 20% to 21.5, - 30% below 21.5, - 20% above 23.5
5212	No premium; - 10% above or below	<b>22-24 BRIX</b>	
5213	No premium; - 18.75% below	7004	No premium; - 5% below, min. 21
5217	No premium; - 33% below	7010	No premium; - 10% below
5218	No premium; - 20% to 20, - 30% below 20, - 20% above 25	7015	No premium; - 10% below, min. 20
<b>21-26 BRIX</b>		7040	No premium; - 10% below, min. 21
5220	No premium; - 10% above or below	7045	No premium; - 10% below, acceptable limits 21-24
<b>21-30 BRIX</b>		7050	No premium; - 10% to 21, - 15% below 21
5227	No premium; - 7.5% to 20; flat \$1100.00 under 20	7052	No premium; - 10% above or below, min. acceptance 20
5228	No premium; - 10% below, min. 20.5	7053	No premium; - 10% above or below, acceptable limits 19.5-25
5229	No premium; - 10% above or below	7060	No premium; - 10% above or below, acceptable limits 21-25
<b>21-40 BRIX</b>		7065	No premium; - 10% above or below, acceptable limits 21.5-24.5
5230	No premium; - 10% above or below	7067	No premium; - 10% above or below, acceptable limits 21.5-25
<b>21.4-23.4 BRIX</b>		7070	No premium; - 10% above or below
5250	No premium; - 10% above or below, acceptable limits 21-24	7080	No premium; - 14.07% above or below
<b>21.5 BRIX</b>		7085	No premium; - 15% below
5300	No premium; - 10%	7090	No premium; - 15% below, acceptable limits 21-24
5307	No premium; - 10%, min. 20.4	7095	No premium; - 15% below, acceptable limits 21.5-24
5308	No premium; - 10%, min. 20.5	7110	No premium; - 15% above or below, acceptable limits 21-25
5310	No premium; - 15%	7130	No premium; - 20% below
5312	No premium; - 15%, min. 21	7135	No premium; - 20% below, acceptable limits 21-24
<b>21.5-23 BRIX</b>		7138	No premium; - 20% above or below, acceptable limits 20-30
5920	No premium; - 20% to 21, - 40% below 21, - 60% above 23	7145	No premium; - 20% above or below, acceptable limits 21-25
<b>21.5-23.5 BRIX</b>		7150	No premium; - 20% to 21, - 30% below 21, - 20% above 24
6125	No premium; - 10% to 20.5, - 15% below 20.5	7155	No premium; - 20% to 21.5, - 30% below 21.5, - 20% above 24
6138	No premium; - 10% above or below, acceptable limits 20.5-24	7157	No premium; - 20% to 21.5, - 60% below 21.5, - 40% above 24



**TABLE 8 - SUPPLEMENT: BRIX ADJUSTMENT FACTORS**

The following Brix adjustment factors are on a per degree Brix basis and are normally calculated to a tenth of a degree, and are cumulative unless otherwise indicated. Most processors, however, indicate maximum and/or minimum Brix acceptance limits. Grapes testing above or below these limits may be subject to price renegotiation, acceptance for use other than for table wine, or rejection by the processors. Discounts for high sugar apply to both base price and bonus unless otherwise stated. There are factors other than Brix, such as material other than grapes (MOG), defects, weight loss in late harvest grapes, and sugar/acid ratios that affect grape prices. These were not considered in this presentation, unless otherwise stated, but were considered in arriving at weighted average prices.

CODE	DESCRIPTION	CODE	DESCRIPTION
<b>22-24 BRIX (Cont'd.)</b>		<b>22.5-25 BRIX</b>	
7180	No premium; - \$51.35 per degree below	7830	No premium; - 10% below
<b>22-24.5 BRIX</b>		7831	No premium; - 10% below, min. 22
7220	No premium; - 10% below	7832	No premium; - 10% below, acceptable limits 21-25
7235	No premium; - 10% below, min. acceptance 21	7835	No premium; - 15% below
7240	No premium; - 10% to 21, - 15% below 21	7837	No premium; - 20% above or below, acceptable limits 21.5-26
7245	No premium; - 10% above or below	7840	No premium; - 20% to 22, - 30% below 22; - 20% above 25
7255	No premium; - 10% above or below, acceptable limits 21-25.5	<b>22.5-25.5 BRIX</b>	
7260	No premium; - 15% below	7870	No premium; - 20% to 22, - 30% below 22, - 20% above 25.5
7270	No premium; - 15% above or below, acceptable limits 21-25.5	<b>22.5-26 BRIX</b>	
7273	No premium; - 20% to 21, - 30% below 21, - 20% above 24.5	7890	No premium; - 20% to 22, - 30% below 22, - 20% above 26
7274	No premium; - 20% to 21.5, - 30% below 21.5, - 20% above 24.5	<b>22.5-30 BRIX</b>	
7275	No premium; - 20% to 21, - 60% below 21, - 40% above 24.5	7900	No premium; - 10% below
<b>22-25 BRIX</b>		<b>22.8 BRIX</b>	
7300	No premium; - 10% below	7912	No premium; - 10%, min. 20.7
7310	No premium; - 10% below, min. 21	7913	No premium; - 10%, min. 21.8
7315	No premium; - 10% above or below	<b>22.9 BRIX</b>	
7322	No premium; - 15% below	7945	No premium; - 10% below, min. 21.7
7323	No premium; - 15% below	<b>23 BRIX</b>	
7325	No premium; - 15% above or below, acceptable limits 21-26	7950	No premium; - 10% below
7327	No premium; - 20% to 21, - 30% below 21, - 10% above 25	7954	No premium; - 10% below, min. 20.9
7328	No premium; - 20% to 21, - 30% below 21, - 20% above 25	7957	No premium; - 10% below, min. 21.9
7329	No premium; - 20% to 21.5, - 30% below 21.5, - 20% above 25	7958	No premium; - 10% below, min. 22
7330	No premium; - 20% below 22	<b>23-24 BRIX</b>	
7335	No premium; - 20% above or below, acceptable limits 20.5-26	7982	No premium; - 10% above or below, acceptable limits 21.5-24.5
7336	No premium; - 20% above or below, acceptable limits 21-26	7984	No premium; - 10% above or below, acceptable limits 22-25
7340	No premium; - 20% above or below, acceptable limits 21-26	<b>23-24.5 BRIX</b>	
7345	No premium; - 30% below 22, - 20% above 25	8000	No premium; - 10% above or below
<b>22-25.5 BRIX</b>		8002	No premium; - 10% below
7365	No premium; - 15% above or below, acceptable limits 21-26.5	8004	No premium; - 10% above or below, acceptable limits 19.5-25.5
<b>22-26 BRIX</b>		8015	No premium; - 10% above or below
7375	No premium; - 10% below 22	8020	No premium; - 12.5% below 23
7377	No premium; - 10% below 22, min. 19	<b>23-25 BRIX</b>	
7380	No premium; - 15% above or below, acceptable limits 21-27	8150	No premium; - 10%
7393	No premium; - 20% to 21, - 30% below	8176	No premium; - 10% above or below, acceptable limits 22.5-25.5
7395	No premium; - 20% to 21, - 30% below 21, - 20% above 26	8183	No premium; - 15% below
<b>22-28 BRIX</b>		8186	No premium; - 20% above or below, acceptable limits 21-26
7400	No premium; - 20% below	8187	No premium; - 20% above or below, acceptable limits 22-26
<b>22-30 BRIX</b>		8190	No premium; - 20% to 22.5, - 30% below 22.5, - 20% above 25
7410	No premium; - 10% below	8193	No premium; - \$200.00 below
7412	No premium; - 15% below	<b>23-26 BRIX</b>	
<b>22-40 BRIX</b>		8227	No premium; - 10% above or below
7414	No premium; - 10% above or below	8228	No premium; - 15% below
<b>22.1-25 BRIX</b>		8230	No premium; - 20% to 22, - 30% below 22, - 20% above 26
7417	No premium; - 20% to 22, - 30% below 22, - 20% above 25	8232	No premium; - 20% to 22.5, - 30% below 22.5, - 20% above 26
<b>22.5 BRIX</b>		<b>23-26.5 BRIX</b>	
7450	No premium; - 10%	8235	No premium; - 20% to 22, 30% below 22, - 20% above 26.5
7452	No premium; - 10%, min. 21.4	<b>23.5 BRIX</b>	
7453	No premium; - 10%, min. 21.5	8236	No premium; - 10% below
7455	No premium; - 10%, min. 22	8237	No premium; - 10% below, min. 21.4
7465	+ 1%, 21.4-22.4	8239	No premium; - 10% below, min. 22.4
7467	+ 10% max. 24	8240	No premium; - 10% below, min. 22.5
7475	+ 17% max. 23	8260	No premium; - 15% below min. 23
<b>22.5-23.5 BRIX</b>		<b>23.5-25 BRIX</b>	
7550	No premium; - 10% above or below	8315	No premium; - 10% below
7557	No premium; - 10% above or below acceptable limits 21.5-24.5	<b>23.5-25.5 BRIX</b>	
<b>22.5-24 BRIX</b>		8343	No premium; - 20% to 22, - 30% below 22, - 20% above 25.5
7598	No premium; - 10% below	<b>24 BRIX</b>	
7615	No premium; - 10% below, acceptable limits 22-24	8351	No premium; - 10% below, min. 21.9
7620	No premium; - 10% above or below	8352	No premium; - 10% below, min. 22.9
7621	No premium; - 10% above or below, acceptable limits 21-25.5	8353	+ 10% above, max. 26, min. acceptance 24
7622	No premium; - 10% above or below, acceptable limits 22-25	<b>24-25 BRIX</b>	
7638	No premium; - 15% above or below, acceptable limits 20.9-24.5	8354	No premium; - 10% below min. 23
7648	No premium; - 15% below, acceptable limits 21-24	<b>24-26 BRIX</b>	
7650	No premium; - 15% below, acceptable limits 21.5-24	8358	No premium; - 10% min. 23
7655	No premium; - 15% below, acceptable limits 22-24	<b>24.5 BRIX</b>	
7657	No premium; - 20% below	8360	No premium; - 10% below min. 21.4
7665	No premium; - 20% to 22, - 60% below 22, - 40% above 24	8362	No premium; - 10% below, min. 22
7679	+ 5% to 24.5, + 10% to 25, + 5% max. 30, min. acceptance 22.5	8363	No premium; - 10% below, min. 22.4
<b>22.5-24.5 BRIX</b>		8364	No premium; - 10% below, min. 22.5
7720	No premium; - 10% below	8365	+ 1%, 22.5-24.5
7733	No premium; - 10% below, acceptable limits 21-24.5	<b>24.5-25.5 BRIX</b>	
7735	No premium; - 10% below, acceptable limits 21.5-24.5	8370	No premium; - \$14.81 per tenth below, max. acceptance 25.5
7740	No premium; - 10% below, acceptable limits 22-24.5	<b>25 BRIX</b>	
7745	No premium; - 10% above or below	8380	No premium; - 10% below, min. 22.5
7752	No premium; - 10% above and below, acceptable limits 22-25	8382	No premium; - 10% below, min. 23
7758	No premium; - 10% above 21, - 30% below 21, - 20% above 24.5	<b>27.5 BRIX</b>	
7759	No premium; - 12.9% below	8500	No premium; - 10% below, min. 26.6
7760	No premium; - 20% to 22, - 30% below 22, - 20% above 24.5		
7770	+ 10% above, - 10% below, min. 21.5		

**TABLE 9: TONS OF GRAPES CRUSHED TO GROWERS' ACCOUNTS BY CALIFORNIA PROCESSORS  
FROM THE 1998 CROP BY TYPE, VARIETY, AND REPORTING DISTRICT WHERE GROWN, WITH COMPARISONS**

Type and Variety	1	2	3	4	5	6	7	8	9	10
	Tons									
<b>RAISIN GRAPES:</b>										
THOMPSON SEEDLESS	0.0	0.0	0.0	0.0	0.0	0.0	0.0	0.0	0.0	0.0
TOTAL RAISIN	0.0	0.0	0.0	0.0	0.0	0.0	0.0	0.0	0.0	0.0
<b>TABLE GRAPES:</b>										
FLAME TOKAY	0.0	0.0	0.0	0.0	0.0	0.0	0.0	0.0	0.0	0.0
TOTAL TABLE	0.0	0.0	0.0	0.0	0.0	0.0	0.0	0.0	0.0	0.0
<b>WINE GRAPES (WHITE):</b>										
CHARDONNAY	972.5	0.0	139.3	162.5	9.4	27.5	45.9	37.5	71.5	0.0
CHENIN BLANC	0.0	12.9	0.0	0.0	0.0	0.0	1,673.6	0.0	0.0	0.0
FRENCH COLOMBARD	0.0	0.0	0.0	0.0	0.0	0.0	650.0	0.0	0.0	0.0
GEWURZTRAMINER	23.0	0.0	0.0	0.0	0.0	0.0	45.2	0.0	0.0	0.0
MALVASIA BIANCA	0.0	0.0	0.0	0.0	0.0	0.0	0.0	0.0	0.0	0.0
MUSCAT BLANC/M CANELLI	6.1	0.0	0.0	0.0	0.0	0.0	24.5	0.0	0.0	0.0
MUSCAT OF ALEXANDRIA	0.0	0.0	0.0	0.0	0.0	0.0	0.0	0.0	0.0	0.0
PALOMINO/G CHASSELAS	0.0	0.0	0.0	0.0	0.0	0.0	0.0	0.0	0.0	0.0
PINOT BLANC	0.0	0.0	0.0	9.9	0.0	0.0	32.3	0.0	0.0	0.0
PINOT GRIS	0.0	0.0	0.0	7.3	0.0	0.0	0.0	0.0	0.0	0.0
SAUVIGNON BLANC	35.3	33.7	10.0	170.7	0.0	2.2	582.3	22.5	0.0	0.0
SAUVIGNON MUSQUE	0.0	0.0	0.0	0.0	0.0	0.0	0.0	0.0	0.0	0.0
SEMILLON	55.7	0.0	0.0	39.4	0.0	0.0	0.0	0.0	0.0	0.0
VIOGNIER	0.0	0.0	0.0	0.0	0.0	0.0	0.0	7.2	0.0	0.0
WHITE RIESLING	83.8	0.0	0.0	1.0	0.0	0.0	12.9	0.0	0.0	0.0
OTHER WHITE 1/	0.0	0.0	0.0	0.0	0.0	0.0	0.0	0.0	0.0	0.0
TOTAL WHITE	1,176.4	46.6	149.3	390.8	9.4	29.7	3,066.7	67.2	71.5	0.0
<b>WINE GRAPES (RED):</b>										
ALICANTE BOUSCHET	0.0	0.0	0.0	0.0	0.0	0.0	0.0	0.0	0.0	0.0
BARBERA	0.0	0.0	0.0	0.0	0.0	0.0	0.0	0.0	0.0	0.4
CABERNET FRANC	0.0	0.0	10.1	63.3	3.4	0.0	8.1	0.0	0.0	0.3
CABERNET SAUVIGNON	109.8	5.0	273.3	700.2	12.7	1.5	110.2	100.6	0.4	3.3
CARIGNANE	72.9	0.0	0.0	0.0	0.0	0.0	0.0	0.0	0.0	0.0
CARNELIAN	0.0	0.0	0.0	0.0	0.0	0.0	0.0	0.0	0.0	0.0
CHARBONO	0.0	0.0	0.0	7.5	0.0	0.0	0.0	0.0	0.0	0.0
DOLCETTO	0.0	0.0	2.5	19.0	0.0	0.0	0.0	0.0	0.0	0.0
GAMAY (NAPA)	0.0	0.0	0.0	0.0	0.0	0.0	73.3	0.0	0.0	0.0
GRENACHE	0.0	0.0	0.0	0.0	0.0	0.0	153.5	0.0	0.0	0.0
MALBEC	0.0	0.0	0.0	8.7	0.0	0.0	0.0	0.0	0.0	0.0
MATARO/MOURVEDRE	0.0	0.0	0.0	0.0	0.0	0.0	2.7	0.0	0.0	0.0
MERLOT	105.4	0.0	123.0	199.9	0.0	0.0	56.9	182.8	0.0	12.9
MISSION	0.0	0.0	0.0	0.0	0.0	0.0	0.0	0.0	0.0	0.0
NEBBIOLO	0.0	0.0	0.0	0.3	0.0	0.0	0.0	0.0	0.0	0.0
PETIT VERDOT	1.0	0.0	0.0	4.4	0.0	0.0	0.0	0.0	0.0	0.0
PETITE SIRAH	75.6	0.0	7.4	6.7	0.0	3.7	0.0	25.8	0.0	0.0
PINOT NOIR	15.3	0.0	84.7	18.2	0.0	3.1	0.0	0.0	0.0	0.0
PINOT ST GEORGE	0.0	0.0	0.0	0.0	0.0	0.0	0.0	0.0	0.0	0.0
PORTUGIESER BLAUER	0.0	0.0	0.0	1.4	0.0	0.0	0.0	0.0	0.0	0.0
RUBIRED	0.0	0.0	0.0	0.0	0.0	0.0	0.0	0.0	0.0	0.0
RUBY CABERNET	0.0	0.0	0.0	2.3	0.0	0.0	0.0	0.0	0.0	0.0
SANGIOVETO/SANGIOVESE	8.6	0.0	15.8	21.8	0.0	0.0	39.1	0.0	0.0	26.4
SYRAH/FRENCH SYRAH-SHIRAZ	9.0	0.0	2.1	10.0	0.0	0.0	10.3	4.3	0.0	0.0
VALDEPENAS	0.0	0.0	0.0	0.0	0.0	0.0	0.0	0.0	0.0	0.0
ZINFANDEL	44.7	0.0	70.0	52.1	0.0	0.7	331.2	1.7	0.0	3.7
OTHER RED 1/	0.0	0.0	0.7	0.0	0.0	0.0	5.7	0.0	0.0	0.0
TOTAL RED	442.3	5.0	589.6	1,115.8	16.1	9.0	791.0	315.2	0.4	47.0
<b>TOTAL WINE</b>	1,618.7	51.6	738.9	1,506.6	25.5	38.7	3,857.7	382.4	71.9	47.0
<b>TOTAL ALL VARIETIES</b>	1,618.7	51.6	738.9	1,506.6	25.5	38.7	3,857.7	382.4	71.9	47.0

**TABLE 9: TONS OF GRAPES CRUSHED TO GROWERS' ACCOUNTS BY CALIFORNIA PROCESSORS  
FROM THE 1998 CROP BY TYPE, VARIETY, AND REPORTING DISTRICT WHERE GROWN, WITH COMPARISONS**

Type and Variety	11	12	13	14	15	16	17	1998 State Total	1997 State Total
	Tons								
<b>RAISIN GRAPES:</b>									
THOMPSON SEEDLESS	0.0	205.7	92.4	0.0	0.0	0.0	0.0	298.1	2,302.7
TOTAL RAISIN	0.0	205.7	92.4	0.0	0.0	0.0	0.0	298.1	2,302.7
<b>TABLE GRAPES:</b>									
FLAME TOKAY	30.4	0.0	0.0	0.0	0.0	0.0	0.0	30.4	0.0
TOTAL TABLE	30.4	0.0	0.0	0.0	0.0	0.0	0.0	30.4	0.0
<b>WINE GRAPES (WHITE):</b>									
CHARDONNAY	42.7	0.0	20.8	0.0	0.0	0.0	0.0	1,529.6	3,336.0
CHENIN BLANC	27.2	92.5	524.3	0.0	0.0	0.0	0.0	2,330.5	1,391.1
FRENCH COLOMBARD	0.0	290.4	1,278.3	0.0	0.0	0.0	0.0	2,218.7	7,684.8
GEWURZTRAMINER	0.0	0.0	0.0	0.0	0.0	0.0	0.0	68.2	55.5
MALVASIA BIANCA	0.0	0.0	0.0	0.0	0.0	0.0	0.0	0.0	1.9
MUSCAT BLANC/M CANELLI	51.6	0.0	0.0	0.0	0.0	0.0	0.0	82.2	186.1
MUSCAT OF ALEXANDRIA	0.0	0.0	111.2	0.0	0.0	0.0	0.0	111.2	1,695.0
PALOMINO/G CHASSELAS	22.1	0.0	25.5	0.0	0.0	0.0	0.0	47.6	82.4
PINOT BLANC	0.0	0.0	0.0	0.0	0.0	0.0	0.0	42.2	239.7
PINOT GRIS	0.0	0.0	0.0	0.0	0.0	0.0	0.0	7.3	86.7
SAUVIGNON BLANC	15.0	0.0	0.0	0.0	0.2	0.0	0.0	871.9	1,726.6
SAUVIGNON MUSQUE	0.0	0.0	0.0	0.0	0.8	0.0	0.0	0.8	0.0
SEMILLON	0.0	0.0	24.0	0.0	0.0	0.0	0.0	119.1	206.7
VIIGNIER	0.0	0.0	0.0	0.0	0.0	0.0	0.0	7.2	52.7
WHITE RIESLING	0.0	0.0	0.0	0.0	0.0	0.0	0.0	97.7	724.1
OTHER WHITE 1/	0.0	0.0	0.0	0.0	0.0	0.0	0.0	0.0	32,365.5
TOTAL WHITE	158.6	382.9	1,984.1	0.0	1.0	0.0	0.0	7,534.2	49,834.8
<b>WINE GRAPES (RED):</b>									
ALICANTE BOUSCHET	1.1	0.0	0.0	75.8	0.0	0.0	0.0	76.9	0.0
BARBERA	0.0	27.3	258.9	0.0	0.0	0.0	0.0	286.6	97.8
CABERNET FRANC	14.9	0.0	0.0	0.0	0.1	0.0	0.0	100.2	263.6
CABERNET SAUVIGNON	28.1	112.5	135.8	0.0	5.5	0.0	0.0	1,598.9	1,812.0
CARIGNANE	2.3	0.0	598.6	0.0	0.0	0.0	0.0	673.8	925.5
CARNELIAN	0.0	0.0	176.8	0.0	0.0	0.0	0.0	176.8	45.9
CHARBONO	0.0	0.0	0.0	0.0	0.0	0.0	0.0	7.5	0.5
DOLCETTO	0.0	0.0	0.0	0.0	0.0	0.0	0.0	21.5	28.4
GAMAY (NAPA)	0.0	0.0	0.0	0.0	0.0	0.0	0.0	73.3	445.7
GRENACHE	0.0	0.0	0.0	0.0	0.0	0.0	0.0	153.5	204.6
MALBEC	0.0	0.0	0.0	0.0	0.0	0.0	0.0	8.7	5.1
MATARO/MOURVEDRE	17.2	0.0	0.0	0.0	0.0	0.0	0.0	19.9	4.0
MERLOT	550.2	678.8	92.4	131.0	1.0	0.0	139.5	2,273.8	1,738.0
MISSION	0.0	0.0	0.0	0.0	0.0	0.0	0.0	0.0	60.9
NEBBIOLO	0.0	0.0	0.0	0.0	0.0	20.0	0.0	20.3	8.2
PETIT VERDOT	0.0	0.0	0.0	0.0	0.0	0.0	0.0	5.4	7.1
PETITE SIRAH	1.5	0.0	0.0	0.0	0.0	0.0	0.0	120.7	294.2
PINOT NOIR	0.0	0.0	0.0	0.0	0.0	0.0	0.0	121.3	511.2
PINOT ST GEORGE	0.0	0.0	0.0	0.0	0.0	0.0	0.0	0.0	8.8
PORTUGIESER BLAUER	0.0	0.0	0.0	0.0	0.0	0.0	0.0	1.4	0.0
RUBIRED	97.1	0.0	474.7	1,114.6	0.0	0.0	0.0	1,686.4	6,529.5
RUBY CABERNET	0.0	28.2	56.2	0.0	0.0	0.0	0.0	86.7	121.0
SANGIOVETO/SANGIOVESE	0.0	64.8	39.8	0.0	0.0	0.0	0.0	216.3	512.7
SYRAH/FRENCH SYRAH-SHIRAZ	258.2	43.4	707.8	0.0	0.0	0.0	0.0	1,045.1	427.9
VALDEPENAS	0.0	0.0	0.0	0.0	0.0	0.0	0.0	0.0	259.9
ZINFANDEL	1,621.9	504.7	23.4	0.0	0.0	0.0	0.0	2,654.1	2,932.9
OTHER RED	0.0	1.2	0.0	0.0	0.0	0.0	0.0	7.6	29.0
TOTAL RED 1/	2,592.5	1,460.9	2,564.4	1,321.4	6.6	20.0	139.5	11,436.7	17,274.4
<b>TOTAL WINE</b>	2,751.1	1,843.8	4,548.5	1,321.4	7.6	20.0	139.5	18,970.9	67,109.2
<b>TOTAL ALL VARIETIES</b>	2,781.5	2,049.5	4,640.9	1,321.4	7.6	20.0	139.5	19,299.4	69,411.9

1/ Other categories include minor and mixed varieties.

**TABLE 10: WEIGHTED AVERAGE GROWER RETURNS PER TON DELIVERED BASIS NON-RELATED PURCHASE  
FOR WINE, CONCENTRATE, JUICE, VINEGAR, AND BEVERAGE BRANDY BY CALIFORNIA PROCESSORS  
FROM THE 1998 CROP BY TYPE, VARIETY, AND REPORTING DISTRICT WHERE GROWN, WITH COMPARISONS**

Type and Variety	1	2	3	4	5	6	7	8	9	10
	Dollars									
<b>RAISIN GRAPES:</b>										
BLACK CORINTH (ZANTES)	0.00	0.00	0.00	0.00	0.00	0.00	0.00	0.00	0.00	0.00
CANNER	0.00	0.00	0.00	0.00	0.00	0.00	0.00	0.00	0.00	0.00
FIESTA	0.00	0.00	0.00	0.00	0.00	0.00	0.00	0.00	0.00	0.00
SULTANAS	0.00	0.00	0.00	0.00	0.00	0.00	0.00	0.00	0.00	0.00
THOMPSON SEEDLESS	0.00	0.00	0.00	0.00	0.00	0.00	0.00	0.00	0.00	0.00
OTHER RAISIN <u>1/</u>	0.00	0.00	0.00	0.00	0.00	0.00	0.00	0.00	0.00	0.00
TOTAL RAISIN	0.00	0.00	0.00	0.00	0.00	0.00	0.00	0.00	0.00	0.00
<b>TABLE GRAPES:</b>										
BEAUTY SLDS/BLK BEAUTY	0.00	0.00	0.00	0.00	0.00	0.00	0.00	0.00	0.00	0.00
BLACK MONUKKA	0.00	0.00	0.00	0.00	0.00	0.00	0.00	0.00	0.00	0.00
BLACK PRINCE/ROSE OF PERU	0.00	0.00	0.00	0.00	0.00	600.00	0.00	0.00	0.00	0.00
BLACK SEEDLESS	0.00	0.00	0.00	0.00	0.00	0.00	0.00	0.00	0.00	0.00
CALMERIA	0.00	0.00	0.00	0.00	0.00	0.00	0.00	0.00	0.00	0.00
CARDINAL	0.00	0.00	0.00	0.00	0.00	0.00	0.00	0.00	0.00	0.00
CHRISTMAS ROSE	0.00	0.00	0.00	0.00	0.00	0.00	0.00	0.00	0.00	0.00
CRIMSON	0.00	0.00	0.00	0.00	0.00	0.00	0.00	0.00	0.00	0.00
EMPERATRIZ	0.00	0.00	0.00	0.00	0.00	0.00	0.00	0.00	0.00	0.00
EMPEROR	0.00	0.00	0.00	0.00	0.00	0.00	0.00	0.00	0.00	0.00
EXOTIC	0.00	0.00	0.00	0.00	0.00	0.00	0.00	0.00	0.00	0.00
FANTASY	0.00	0.00	0.00	0.00	0.00	0.00	0.00	0.00	0.00	0.00
FLAME SEEDLESS	0.00	0.00	0.00	0.00	0.00	0.00	0.00	0.00	0.00	0.00
FLAME TOKAY	0.00	0.00	0.00	0.00	0.00	0.00	0.00	0.00	0.00	0.00
GOLDEN MUSCAT	0.00	0.00	0.00	0.00	0.00	0.00	0.00	0.00	0.00	0.00
ITALIA	0.00	0.00	0.00	0.00	0.00	0.00	0.00	0.00	0.00	0.00
MARROO	0.00	0.00	0.00	0.00	0.00	0.00	0.00	0.00	0.00	0.00
PERLETTE	0.00	0.00	0.00	0.00	0.00	0.00	0.00	0.00	0.00	0.00
QUEEN	0.00	0.00	0.00	0.00	0.00	0.00	0.00	0.00	0.00	0.00
RED GLOBE/ROSE-ITO	0.00	0.00	0.00	0.00	0.00	0.00	0.00	0.00	0.00	0.00
RED MALAGA	0.00	0.00	0.00	0.00	0.00	0.00	0.00	0.00	0.00	0.00
RED SEEDLESS	0.00	0.00	0.00	0.00	0.00	0.00	0.00	0.00	0.00	0.00
RIBIER	0.00	0.00	0.00	0.00	0.00	0.00	0.00	0.00	0.00	0.00
RUBY SEEDLESS/KING RUBY	0.00	0.00	0.00	0.00	0.00	0.00	0.00	0.00	0.00	0.00
SUPERIOR SEEDLESS	0.00	0.00	0.00	0.00	0.00	0.00	0.00	0.00	0.00	0.00
WHITE MALAGA	0.00	0.00	0.00	0.00	0.00	0.00	0.00	0.00	0.00	0.00
OTHER TABLE <u>1/</u>	0.00	0.00	0.00	0.00	0.00	0.00	0.00	0.00	0.00	0.00
TOTAL TABLE	0.00	0.00	0.00	0.00	0.00	600.00	0.00	0.00	0.00	0.00
<b>WINE GRAPES (WHITE):</b>										
BURGER	550.00	0.00	550.00	0.00	0.00	0.00	0.00	0.00	0.00	0.00
CHARDONNAY	1,589.64	1,366.47	1,748.43	1,833.73	1,227.94	1,378.72	1,446.59	1,494.67	838.88	1,222.02
CHASSELAS DORE	0.00	0.00	0.00	0.00	0.00	0.00	0.00	0.00	0.00	0.00
CHENIN BLANC	686.64	700.00	602.70	838.61	387.22	578.33	878.45	620.11	351.54	450.00
EMERALD RIESLING	0.00	0.00	0.00	0.00	0.00	0.00	0.00	0.00	0.00	0.00
FEHER SZAGOS	0.00	0.00	0.00	0.00	0.00	0.00	0.00	0.00	0.00	0.00
FLORA	750.00	0.00	0.00	1,485.00	0.00	0.00	0.00	0.00	0.00	0.00
FRENCH COLOMBARD	596.64	0.00	541.31	525.00	565.82	235.00	500.00	0.00	179.46	249.00
GEWURZTRAMINER	995.71	0.00	1,068.15	1,088.16	0.00	886.96	911.98	800.33	0.00	891.61
GRAY RIESLING	712.71	0.00	1,009.10	0.00	0.00	0.00	0.00	500.00	0.00	0.00
GRECO	0.00	0.00	0.00	0.00	0.00	0.00	0.00	0.00	0.00	0.00
GREEN HUNGARIAN	0.00	0.00	0.00	0.00	0.00	0.00	0.00	0.00	0.00	0.00
INZOLIA	0.00	0.00	0.00	0.00	0.00	0.00	0.00	0.00	0.00	0.00
KLEINBERGER	0.00	0.00	1,000.00	0.00	0.00	0.00	0.00	0.00	0.00	0.00
MALVASIA BIANCA	0.00	0.00	0.00	1,400.00	0.00	1,700.87	1,630.19	0.00	0.00	0.00
MARSANNE	1,654.38	0.00	0.00	0.00	0.00	1,460.96	1,200.00	0.00	0.00	900.00
MELON	0.00	0.00	1,350.00	0.00	0.00	0.00	0.00	0.00	0.00	0.00
MONTONICO	0.00	0.00	0.00	0.00	0.00	0.00	0.00	0.00	0.00	0.00
MUSCADELLE	0.00	0.00	1,000.00	0.00	0.00	0.00	0.00	0.00	0.00	0.00
MUSCAT BLANC/M CANELLI	1,359.38	993.12	1,550.96	1,239.87	0.00	1,197.35	1,238.84	733.49	650.00	844.51
MUSCAT OF ALEXANDRIA	0.00	0.00	0.00	0.00	0.00	0.00	0.00	0.00	0.00	600.00
MUSCAT ORANGE	1,246.78	0.00	1,190.48	0.00	0.00	0.00	2,279.95	1,036.36	650.00	696.44
PALOMINO/G CHASSELAS	550.00	0.00	550.00	0.00	0.00	660.78	0.00	0.00	0.00	0.00
PEDRO XIMENES	0.00	0.00	0.00	0.00	0.00	0.00	0.00	0.00	0.00	0.00
PINOT BLANC	1,330.74	0.00	1,275.67	1,486.56	0.00	1,038.53	1,021.30	1,535.10	0.00	0.00
PINOT GRIS	1,485.15	0.00	1,616.36	1,460.82	0.00	1,477.60	1,316.36	1,216.49	0.00	1,023.72
ROUSANNE	1,743.23	0.00	0.00	0.00	0.00	1,600.00	0.00	1,272.03	0.00	937.50
SAUVIGNON BLANC	1,044.92	897.74	1,170.78	1,215.98	626.77	700.01	1,050.31	853.14	617.63	724.78
SAUVIGNON MUSQUE	0.00	0.00	0.00	1,263.78	0.00	0.00	0.00	0.00	0.00	0.00

**TABLE 10: WEIGHTED AVERAGE GROWER RETURNS PER TON DELIVERED BASIS NON-RELATED PURCHASE FOR WINE, CONCENTRATE, JUICE, VINEGAR, AND BEVERAGE BRANDY BY CALIFORNIA PROCESSORS FROM THE 1998 CROP BY TYPE, VARIETY, AND REPORTING DISTRICT WHERE GROWN, WITH COMPARISONS**

Type and Variety	11	12	13	14	15	16	17	1998 State Total	1997 State Total
	Dollars								
<b>RAISIN GRAPES:</b>									
BLACK CORINTH (ZANTES)	0.00	0.00	141.54	0.00	0.00	0.00	0.00	141.54	176.36
CANNER	0.00	0.00	30.00	0.00	0.00	0.00	0.00	30.00	56.95
FIESTA	0.00	0.00	165.00	0.00	0.00	0.00	0.00	165.00	194.65
SULTANAS	0.00	0.00	168.97	0.00	0.00	0.00	0.00	168.97	175.46
THOMPSON SEEDLESS	0.00	148.78	165.14	162.40	0.00	0.00	0.00	164.58	185.11
OTHER RAISIN <u>1/</u>	0.00	0.00	0.00	145.39	0.00	0.00	0.00	145.39	185.00
<b>TOTAL RAISIN</b>	<b>0.00</b>	<b>148.78</b>	<b>164.75</b>	<b>161.81</b>	<b>0.00</b>	<b>0.00</b>	<b>0.00</b>	<b>164.18</b>	<b>184.89</b>
<b>TABLE GRAPES:</b>									
BEAUTY SLDS/BLK BEAUTY	0.00	0.00	0.00	0.00	0.00	0.00	0.00	0.00	175.00
BLACK MONUKKA	0.00	0.00	143.06	0.00	0.00	0.00	0.00	143.06	177.60
BLACK PRINCE/ROSE OF PERU	0.00	0.00	0.00	0.00	0.00	0.00	0.00	600.00	339.72
BLACK SEEDLESS	0.00	0.00	0.00	131.95	0.00	0.00	0.00	131.95	154.00
CALMERIA	0.00	0.00	0.00	129.41	0.00	0.00	0.00	129.41	0.00
CARDINAL	0.00	0.00	0.00	135.85	0.00	0.00	0.00	135.85	131.95
CHRISTMAS ROSE	0.00	0.00	142.93	144.68	0.00	0.00	0.00	144.47	122.80
CRIMSON	0.00	0.00	136.82	142.43	0.00	0.00	0.00	138.11	0.00
EMPERATRIZ	0.00	0.00	0.00	162.09	0.00	0.00	0.00	162.09	127.24
EMPEROR	0.00	0.00	108.91	114.53	0.00	0.00	0.00	113.72	109.73
EXOTIC	0.00	0.00	0.00	126.69	0.00	0.00	0.00	126.69	157.53
FANTASY	0.00	0.00	0.00	153.95	0.00	0.00	0.00	153.95	140.17
FLAME SEEDLESS	0.00	0.00	156.34	143.27	0.00	0.00	0.00	146.06	174.84
FLAME TOKAY	184.08	0.00	0.00	0.00	0.00	0.00	0.00	184.08	186.36
GOLDEN MUSCAT	0.00	0.00	0.00	0.00	0.00	0.00	0.00	0.00	146.38
ITALIA	0.00	0.00	0.00	142.35	0.00	0.00	0.00	142.35	150.00
MARROO	0.00	0.00	154.79	136.41	0.00	0.00	0.00	144.26	0.00
PERLETTE	0.00	0.00	0.00	129.66	0.00	0.00	0.00	129.66	152.90
QUEEN	0.00	0.00	0.00	162.42	0.00	0.00	0.00	162.42	150.57
RED GLOBE/ROSE-ITO	0.00	0.00	148.90	132.22	0.00	0.00	0.00	133.69	125.62
RED MALAGA	0.00	0.00	105.00	0.00	0.00	0.00	0.00	105.00	94.26
RED SEEDLESS	0.00	0.00	0.00	128.60	0.00	0.00	0.00	128.60	128.70
RIBIER	0.00	175.00	150.00	137.54	0.00	0.00	0.00	141.99	167.28
RUBY SEEDLESS/KING RUBY	0.00	0.00	158.14	145.02	0.00	0.00	0.00	147.34	153.02
SUPERIOR SEEDLESS	0.00	0.00	0.00	128.05	0.00	0.00	0.00	128.05	176.09
WHITE MALAGA	0.00	0.00	165.18	172.28	0.00	0.00	0.00	167.62	176.05
OTHER TABLE <u>1/</u>	0.00	0.00	137.53	139.46	0.00	0.00	0.00	138.09	160.98
<b>TOTAL TABLE</b>	<b>184.08</b>	<b>175.00</b>	<b>142.21</b>	<b>140.37</b>	<b>0.00</b>	<b>0.00</b>	<b>0.00</b>	<b>150.31</b>	<b>168.83</b>
<b>WINE GRAPES (WHITE):</b>									
BURGER	186.51	0.00	175.00	180.51	0.00	0.00	0.00	184.04	192.38
CHARDONNAY	752.48	684.89	634.38	651.75	0.00	1,025.88	788.64	1,121.08	1,195.48
CHASSELAS DORE	0.00	0.00	0.00	0.00	0.00	0.00	0.00	0.00	205.91
CHENIN BLANC	341.36	245.98	211.57	189.52	0.00	500.00	440.78	247.24	271.91
EMERALD RIESLING	350.00	0.00	192.62	185.62	0.00	0.00	0.00	187.26	196.26
FEHER SZAGOS	0.00	0.00	0.00	0.00	0.00	0.00	0.00	0.00	180.03
FLORA	0.00	0.00	0.00	0.00	0.00	0.00	0.00	1,199.28	1,199.06
FRENCH COLOMBARD	244.83	196.93	184.22	179.89	0.00	0.00	264.12	189.13	207.51
GEWURZTRAMINER	0.00	0.00	0.00	0.00	0.00	0.00	0.00	957.23	905.00
GRAY RIESLING	350.00	0.00	0.00	0.00	0.00	0.00	0.00	731.04	410.75
GRECO	0.00	0.00	0.00	0.00	0.00	0.00	0.00	0.00	1,500.00
GREEN HUNGARIAN	0.00	0.00	0.00	210.00	0.00	0.00	0.00	210.00	216.01
INZOLIA	0.00	0.00	0.00	0.00	0.00	0.00	0.00	0.00	1,200.00
KLEINBERGER	0.00	0.00	0.00	0.00	0.00	0.00	0.00	1,000.00	1,400.00
MALVASIA BIANCA	275.00	276.56	270.82	215.49	0.00	0.00	0.00	288.91	289.15
MARSANNE	0.00	0.00	0.00	0.00	0.00	0.00	0.00	1,342.73	1,238.62
MELON	0.00	0.00	0.00	0.00	0.00	0.00	0.00	1,350.00	929.07
MONTONICO	0.00	0.00	0.00	0.00	0.00	0.00	0.00	0.00	1,000.00
MUSCADELLE	0.00	0.00	0.00	0.00	0.00	0.00	0.00	1,000.00	1,000.00
MUSCAT BLANC/M CANELLI	414.10	405.19	359.10	258.41	0.00	738.33	0.00	458.97	495.18
MUSCAT OF ALEXANDRIA	0.00	213.75	227.59	225.60	0.00	650.00	0.00	226.63	227.72
MUSCAT ORANGE	529.16	500.00	436.52	0.00	0.00	0.00	0.00	661.46	660.60
PALOMINO/G CHASSELAS	185.00	165.00	171.99	0.00	181.70	0.00	0.00	175.18	182.96
PEDRO XIMENES	0.00	0.00	0.00	0.00	0.00	0.00	0.00	0.00	175.00
PINOT BLANC	0.00	0.00	0.00	0.00	0.00	0.00	0.00	1,238.98	1,148.37
PINOT GRIS	696.92	0.00	0.00	0.00	0.00	0.00	0.00	1,269.91	1,305.31
ROUSANNE	0.00	0.00	0.00	0.00	0.00	1,591.53	0.00	1,387.88	1,591.53
SAUVIGNON BLANC	582.06	493.80	331.77	337.80	0.00	783.21	571.14	804.79	770.91
SAUVIGNON MUSQUE	0.00	0.00	0.00	0.00	0.00	0.00	0.00	1,263.78	1,138.15

**TABLE 10: WEIGHTED AVERAGE GROWER RETURNS PER TON DELIVERED BASIS NON-RELATED PURCHASE  
FOR WINE, CONCENTRATE, JUICE, VINEGAR, AND BEVERAGE BRANDY BY CALIFORNIA PROCESSORS  
FROM THE 1998 CROP BY TYPE, VARIETY, AND REPORTING DISTRICT WHERE GROWN, WITH COMPARISONS**

Type and Variety	1	2	3	4	5	6	7	8	9	10
	Dollars									
<b>WINE GRAPES (WHITE): (Cont'd.)</b>										
SAUVIGNON VERT	0.00	0.00	498.54	1,200.00	0.00	0.00	0.00	0.00	0.00	0.00
SEMILLON	1,079.48	865.45	1,161.15	1,182.56	0.00	786.05	800.00	618.22	450.00	754.62
ST. EMILION (UGNI BLANC)	0.00	0.00	0.00	0.00	0.00	0.00	0.00	0.00	0.00	0.00
SYLVANER	0.00	0.00	0.00	0.00	0.00	0.00	0.00	0.00	0.00	0.00
SYMPHONY	0.00	0.00	0.00	0.00	310.00	0.00	0.00	0.00	320.78	0.00
TOCAI FRIULANO	1,400.00	0.00	1,250.00	0.00	0.00	1,485.29	1,418.91	1,400.00	0.00	0.00
VERNACCIA	0.00	0.00	0.00	0.00	0.00	1,500.00	0.00	0.00	0.00	0.00
VIIGNIER	1,810.88	1,637.20	2,023.72	1,632.49	731.71	1,056.89	1,538.69	1,645.09	0.00	1,250.93
WHITE RIESLING	979.52	740.15	1,033.87	1,091.58	0.00	700.00	823.52	726.55	0.00	550.00
OTHER WHITE 1/	654.26	0.00	776.40	0.00	0.00	1,354.61	1,578.95	500.00	600.00	0.00
<b>TOTAL WHITE</b>	<b>1,376.50</b>	<b>950.10</b>	<b>1,620.66</b>	<b>1,631.29</b>	<b>1,031.40</b>	<b>1,324.21</b>	<b>1,274.23</b>	<b>1,316.76</b>	<b>687.76</b>	<b>958.68</b>
<b>WINE GRAPES (RED):</b>										
AGLIANICO	0.00	0.00	0.00	2,018.30	0.00	0.00	0.00	0.00	0.00	900.00
ALEATICO	0.00	0.00	1,500.00	0.00	0.00	0.00	0.00	600.00	0.00	0.00
ALICANTE BOUSCHET	0.00	0.00	1,442.44	0.00	1,000.00	1,001.10	0.00	0.00	0.00	700.00
ALVARELHAO	0.00	0.00	0.00	0.00	0.00	0.00	1,000.00	0.00	0.00	973.21
AMERICA	0.00	0.00	0.00	0.00	0.00	0.00	0.00	0.00	0.00	0.00
ARAMON	0.00	0.00	0.00	0.00	0.00	0.00	0.00	0.00	0.00	0.00
BARBERA	1,637.97	1,200.00	1,970.10	1,545.00	0.00	0.00	1,647.64	1,192.64	1,150.00	1,124.59
BLACK MALVOISIE	0.00	0.00	0.00	0.00	0.00	0.00	0.00	0.00	0.00	0.00
CABERNET FRANC	1,424.12	1,529.74	1,888.26	2,163.43	1,000.00	1,585.65	1,085.76	1,470.32	1,125.00	1,136.37
CABERNET SAUVIGNON	1,697.83	1,367.91	1,937.08	2,201.91	995.50	1,279.21	1,211.22	1,193.51	913.13	1,075.78
CARIGNANE	852.35	0.00	1,123.10	1,383.42	937.30	834.28	0.00	800.00	0.00	568.37
CARMINE	0.00	0.00	0.00	0.00	0.00	0.00	0.00	0.00	0.00	0.00
CARNELIAN	0.00	0.00	0.00	0.00	0.00	0.00	0.00	600.00	0.00	0.00
CENTURIAN	0.00	0.00	1,000.00	0.00	0.00	0.00	0.00	0.00	0.00	0.00
CHARBONO	1,562.66	0.00	2,000.00	1,597.59	0.00	0.00	0.00	0.00	0.00	816.59
CINSAULT	1,200.00	0.00	1,629.12	0.00	0.00	697.13	1,500.00	0.00	0.00	859.46
COUNOISE	0.00	0.00	0.00	0.00	0.00	0.00	0.00	1,226.00	0.00	0.00
DOLCETTO	1,400.00	0.00	1,250.00	1,380.00	1,600.00	1,650.00	1,720.81	782.86	0.00	1,150.00
EARLY BURGUNDY	749.02	0.00	800.00	852.94	850.00	0.00	0.00	0.00	0.00	0.00
FREISA	0.00	0.00	0.00	0.00	0.00	1,614.58	0.00	1,200.00	0.00	0.00
GAMAY (NAPA)	909.02	886.92	991.44	912.86	770.21	0.00	920.20	710.38	0.00	0.00
GAMAY BEAUJOLAIS	950.69	0.00	1,200.00	0.00	0.00	0.00	1,180.89	1,046.42	0.00	0.00
GRENACHE	1,011.74	0.00	1,323.84	0.00	0.00	1,489.98	1,013.31	1,169.75	180.67	771.68
GRIGNOLINO	0.00	0.00	0.00	0.00	0.00	0.00	0.00	0.00	0.00	0.00
LAMBRUSCO	0.00	0.00	0.00	0.00	0.00	0.00	0.00	0.00	0.00	0.00
MALBEC	0.00	0.00	1,918.07	1,517.03	0.00	1,585.71	0.00	0.00	1,285.28	700.00
MATARO/MOURVEDRE	1,300.00	0.00	2,065.85	1,800.00	0.00	1,170.31	1,750.00	1,219.10	0.00	1,246.22
MERLOT	1,731.44	1,558.26	1,879.43	2,075.67	1,239.57	1,408.88	1,328.97	1,367.30	946.56	1,351.49
MEUNIER	1,400.00	0.00	1,524.29	1,367.45	0.00	0.00	0.00	0.00	0.00	0.00
MISSION	0.00	0.00	0.00	0.00	0.00	0.00	0.00	0.00	0.00	277.67
MONTANACCIO	0.00	0.00	0.00	0.00	0.00	0.00	800.00	0.00	0.00	0.00
MUSCAT HAMBURG	0.00	0.00	1,250.00	0.00	0.00	0.00	0.00	0.00	0.00	700.00
NEBBIOLO	1,800.00	0.00	1,330.88	0.00	0.00	1,643.68	1,093.14	1,250.18	0.00	1,218.92
NEGRETTE	0.00	0.00	0.00	0.00	0.00	0.00	0.00	0.00	0.00	0.00
PETIT VERDOT	1,715.54	0.00	1,922.13	2,692.67	0.00	1,700.00	0.00	1,100.00	0.00	0.00
PETITE SIRAH	1,469.60	1,037.00	1,812.33	1,900.93	1,165.24	969.03	972.35	881.55	516.05	1,081.85
PFEFFER CABERNET	0.00	0.00	0.00	0.00	0.00	0.00	1,100.00	0.00	0.00	0.00
PINOT NOIR	1,665.86	0.00	1,788.79	1,777.66	1,248.37	2,035.00	1,501.35	1,760.47	1,645.46	896.73
PINOT ST GEORGE	0.00	0.00	700.00	0.00	0.00	0.00	1,200.00	0.00	0.00	0.00
PINOTAGE	0.00	0.00	1,100.00	0.00	0.00	0.00	0.00	0.00	0.00	1,200.00
PORTUGIESER BLAUER	0.00	0.00	0.00	0.00	0.00	0.00	0.00	1,095.75	0.00	0.00
PRIMOTIVO	0.00	0.00	2,000.00	0.00	0.00	0.00	0.00	0.00	0.00	0.00
REFOSCO/MONDEUSE	0.00	0.00	0.00	0.00	0.00	1,650.00	952.86	1,400.00	0.00	0.00
ROYALTY	0.00	0.00	0.00	0.00	0.00	0.00	0.00	0.00	0.00	0.00
RUBIED	0.00	0.00	0.00	0.00	0.00	0.00	0.00	0.00	0.00	1,000.00
RUBY CABERNET	0.00	0.00	0.00	0.00	0.00	0.00	0.00	0.00	0.00	0.00
SALVADOR	0.00	0.00	0.00	0.00	0.00	0.00	0.00	0.00	0.00	0.00
SANGIOVETO/SANGIOVESE	1,635.84	0.00	1,646.31	1,693.87	1,482.23	1,212.07	1,307.97	1,401.47	850.00	1,107.36
SOUZAO	0.00	0.00	0.00	0.00	0.00	0.00	1,278.57	0.00	0.00	1,000.00
SYRAH/FRENCH SYRAH-SHIRAZ	1,662.89	1,325.00	1,822.20	1,995.72	1,438.52	1,163.93	1,217.65	1,472.37	959.54	1,168.22
TANNAT	0.00	0.00	1,566.27	0.00	0.00	0.00	0.00	1,971.82	0.00	0.00
TEMPRANILLO	0.00	0.00	1,400.00	0.00	0.00	0.00	0.00	0.00	0.00	1,300.00
TEROLDEGO	0.00	0.00	0.00	0.00	0.00	1,818.98	1,800.00	0.00	0.00	0.00
TINTA CAO	0.00	0.00	0.00	0.00	0.00	0.00	1,000.00	0.00	0.00	954.35
TINTA MADEIRA	0.00	0.00	0.00	0.00	0.00	0.00	0.00	0.00	0.00	0.00
TOURIGA	0.00	0.00	0.00	0.00	0.00	0.00	1,000.00	0.00	0.00	680.65
TROUSSEAU	0.00	0.00	0.00	0.00	0.00	0.00	1,000.00	0.00	0.00	1,000.00
VALDEPENAS	0.00	0.00	0.00	0.00	0.00	0.00	0.00	0.00	0.00	0.00
ZINFANDEL	1,155.54	709.26	1,731.61	1,050.51	651.85	1,083.25	1,034.53	753.98	318.03	826.67
OTHER RED 1/	1,065.14	1,450.00	2,081.74	1,267.61	0.00	1,624.71	1,550.00	1,542.86	600.00	817.38
<b>TOTAL RED</b>	<b>1,407.11</b>	<b>1,284.02</b>	<b>1,835.28</b>	<b>1,980.18</b>	<b>1,044.94</b>	<b>1,264.85</b>	<b>1,266.03</b>	<b>1,172.24</b>	<b>621.01</b>	<b>894.39</b>
<b>TOTAL WINE</b>	<b>1,391.33</b>	<b>1,126.51</b>	<b>1,732.81</b>	<b>1,871.78</b>	<b>1,037.44</b>	<b>1,294.97</b>	<b>1,270.63</b>	<b>1,228.02</b>	<b>649.66</b>	<b>906.23</b>
<b>TOTAL ALL VARIETIES</b>	<b>1,391.33</b>	<b>1,126.51</b>	<b>1,732.81</b>	<b>1,871.78</b>	<b>1,037.44</b>	<b>1,294.53</b>	<b>1,270.63</b>	<b>1,228.02</b>	<b>649.66</b>	<b>906.23</b>

**TABLE 10: WEIGHTED AVERAGE GROWER RETURNS PER TON DELIVERED BASIS NON-RELATED PURCHASE FOR WINE, CONCENTRATE, JUICE, VINEGAR, AND BEVERAGE BRANDY BY CALIFORNIA PROCESSORS FROM THE 1998 CROP BY TYPE, VARIETY, AND REPORTING DISTRICT WHERE GROWN, WITH COMPARISONS**

Type and Variety	11	12	13	14	15	16	17	1998 State Total	1997 State Total
	Dollars								
<b>WINE GRAPES (WHITE): (Cont'd.)</b>									
SAUVIGNON VERT	0.00	0.00	0.00	0.00	0.00	0.00	0.00	605.63	551.89
SEMILLON	427.66	419.20	287.93	183.42	0.00	500.00	0.00	525.03	544.69
ST. EMILION (UGNI BLANC)	0.00	0.00	201.72	393.63	0.00	0.00	0.00	205.85	226.69
SYLVANER	0.00	0.00	0.00	0.00	0.00	0.00	0.00	0.00	750.27
SYMPHONY	336.07	450.00	282.65	400.65	0.00	0.00	310.00	301.93	305.89
TOCAI FRIULANO	0.00	0.00	0.00	0.00	0.00	0.00	0.00	1,433.24	1,346.34
VERNACCIA	0.00	0.00	0.00	0.00	0.00	0.00	0.00	1,500.00	1,500.00
VIOGNIER	974.29	0.00	925.67	0.00	0.00	1,293.61	901.70	1,390.28	1,346.15
WHITE RIESLING	400.00	0.00	0.00	0.00	0.00	767.01	0.00	838.75	804.72
OTHER WHITE <sup>1/</sup>	0.00	0.00	150.70	0.00	0.00	0.00	0.00	193.81	174.91
<b>TOTAL WHITE</b>	<b>600.26</b>	<b>348.45</b>	<b>222.12</b>	<b>211.49</b>	<b>181.70</b>	<b>992.11</b>	<b>710.53</b>	<b>508.00</b>	<b>516.50</b>
<b>WINE GRAPES (RED):</b>									
AGLIANICO	0.00	0.00	0.00	0.00	0.00	0.00	0.00	1,103.33	1,050.00
ALEATICO	0.00	0.00	412.40	0.00	0.00	350.00	0.00	453.93	483.62
ALICANTE BOUSCHET	626.50	1,000.00	232.18	264.43	350.00	700.00	0.00	345.71	429.55
ALVARELHAO	767.00	0.00	0.00	0.00	0.00	0.00	0.00	860.16	820.83
AMERICA	0.00	0.00	0.00	0.00	0.00	0.00	0.00	0.00	925.00
ARAMON	0.00	0.00	0.00	0.00	0.00	0.00	0.00	0.00	1,375.00
BARBERA	671.14	349.87	300.13	289.01	0.00	1,103.62	0.00	309.17	302.66
BLACK MALVOISIE	0.00	0.00	0.00	297.23	0.00	0.00	0.00	297.23	290.15
CABERNET FRANC	552.24	0.00	0.00	571.48	0.00	843.36	0.00	1,398.42	1,491.05
CABERNET SAUVIGNON	794.77	748.42	673.57	683.87	0.00	1,177.21	818.93	1,165.66	1,176.20
CARIGNANE	430.32	363.55	326.89	294.16	650.00	426.61	0.00	402.25	383.58
CARMINE	0.00	0.00	500.00	350.00	0.00	1,000.00	0.00	435.09	503.21
CARNELIAN	0.00	0.00	317.04	271.14	1,250.00	0.00	0.00	307.05	296.97
CENTURIAN	0.00	0.00	292.76	0.00	0.00	0.00	0.00	301.06	309.38
CHARBONO	0.00	0.00	0.00	0.00	0.00	0.00	0.00	1,561.36	1,388.52
CINSAULT	1,000.00	0.00	0.00	0.00	1,000.00	0.00	0.00	1,061.92	912.93
COUNOISE	0.00	0.00	0.00	0.00	0.00	0.00	0.00	1,226.00	982.58
DOLCETTO	0.00	0.00	0.00	117.20	0.00	0.00	0.00	937.04	1,307.39
EARLY BURGUNDY	600.00	0.00	0.00	0.00	0.00	0.00	0.00	796.46	813.73
FREISA	0.00	0.00	0.00	0.00	0.00	0.00	0.00	1,499.70	1,309.41
GAMAY (NAPA)	430.07	0.00	294.07	308.40	0.00	400.00	400.00	595.08	696.62
GAMAY BEAUJOLAIS	0.00	0.00	0.00	0.00	0.00	0.00	0.00	1,151.45	952.16
GRENACHE	262.87	236.00	202.68	197.18	596.09	433.15	974.57	212.99	243.78
GRIGNOLINO	0.00	0.00	0.00	116.47	0.00	0.00	0.00	116.47	0.00
LAMBRUSCO	0.00	0.00	0.00	0.00	0.00	0.00	0.00	0.00	1,000.00
MALBEC	765.61	0.00	0.00	500.00	0.00	0.00	0.00	1,297.05	1,335.04
MATARO/MOURVEDRE	825.30	0.00	0.00	0.00	700.00	428.81	0.00	1,139.74	1,028.87
MERLOT	766.20	646.06	565.64	698.88	0.00	1,118.40	745.03	1,077.71	1,181.42
MEUNIER	0.00	0.00	0.00	0.00	0.00	0.00	0.00	1,460.81	1,288.14
MISSION	229.50	230.10	221.86	0.00	221.48	150.00	0.00	225.03	229.89
MONTANACCIO	0.00	0.00	0.00	0.00	0.00	0.00	0.00	800.00	0.00
MUSCAT HAMBURG	0.00	490.50	600.00	0.00	0.00	0.00	0.00	512.58	537.98
NEBBIOLO	0.00	0.00	0.00	0.00	0.00	1,168.80	0.00	1,265.57	1,169.47
NEGRETTE	1,204.79	0.00	0.00	0.00	0.00	0.00	0.00	1,204.79	0.00
PETIT VERDOT	0.00	0.00	0.00	900.00	0.00	0.00	0.00	2,073.83	1,725.65
PETITE SIRAH	725.74	718.98	317.83	366.00	0.00	996.00	795.80	980.23	965.18
PFEFFER CABERNET	0.00	0.00	0.00	0.00	0.00	0.00	0.00	1,100.00	1,158.89
PINOT NOIR	629.79	500.00	302.50	0.00	0.00	0.00	0.00	1,656.21	1,533.94
PINOT ST GEORGE	0.00	0.00	0.00	0.00	0.00	0.00	0.00	1,062.36	774.53
PINOTAGE	0.00	0.00	0.00	0.00	0.00	0.00	0.00	1,140.39	800.00
PORTUGIESER BLAUER	1,200.00	0.00	0.00	0.00	0.00	0.00	0.00	1,142.48	881.35
PRIMOTIVO	0.00	0.00	0.00	0.00	0.00	0.00	0.00	2,000.00	728.74
REFOSCO/MONDEUSE	0.00	0.00	0.00	0.00	0.00	0.00	0.00	1,241.37	1,231.17
ROYALTY	0.00	550.00	386.10	371.73	0.00	0.00	0.00	381.38	334.23
RUBIRED	396.29	405.02	388.08	392.49	0.00	0.00	0.00	389.84	355.31
RUBY CABERNET	0.00	484.83	366.01	416.78	0.00	0.00	0.00	392.74	385.08
SALVADOR	350.00	0.00	341.93	330.92	0.00	0.00	0.00	331.31	308.03
SANGIOVETO/SANGIOVESE	779.85	600.00	347.83	436.98	0.00	701.06	0.00	948.35	1,316.54
SOUZAO	767.00	0.00	477.19	0.00	0.00	0.00	0.00	725.67	546.78
SYRAH/FRENCH SYRAH-SHIRAZ	806.99	639.24	575.87	510.06	0.00	1,328.18	865.50	938.50	1,258.11
TANNAT	0.00	0.00	0.00	0.00	0.00	0.00	0.00	1,917.23	1,500.00
TEMPRANILLO	0.00	0.00	522.58	410.00	0.00	0.00	0.00	488.30	422.93
TEROLDEGO	0.00	0.00	0.00	0.00	0.00	0.00	0.00	1,814.32	1,800.00
TINTA CAO	0.00	0.00	0.00	0.00	0.00	0.00	0.00	963.79	583.89
TINTA MADEIRA	0.00	0.00	275.00	0.00	0.00	0.00	0.00	275.00	0.00
TOURIGA	760.95	0.00	275.00	0.00	0.00	0.00	0.00	409.79	741.27
TROUSSEAU	771.58	0.00	0.00	0.00	0.00	0.00	0.00	835.54	800.00
VALDEPENAS	325.00	337.33	275.00	307.53	0.00	0.00	0.00	323.69	342.67
ZINFANDEL	459.80	352.08	277.78	298.93	974.32	380.16	385.91	488.61	531.39
OTHER RED <sup>1/</sup>	892.73	198.01	149.67	150.06	0.00	350.45	0.00	193.89	371.65
<b>TOTAL RED</b>	<b>603.00</b>	<b>418.22</b>	<b>329.94</b>	<b>385.48</b>	<b>677.28</b>	<b>846.48</b>	<b>665.93</b>	<b>645.42</b>	<b>651.06</b>
<b>TOTAL WINE</b>	<b>602.08</b>	<b>383.74</b>	<b>274.33</b>	<b>291.19</b>	<b>609.23</b>	<b>928.16</b>	<b>699.24</b>	<b>579.46</b>	<b>583.97</b>
<b>TOTAL ALL VARIETIES</b>	<b>578.99</b>	<b>374.90</b>	<b>234.78</b>	<b>254.29</b>	<b>609.23</b>	<b>928.16</b>	<b>699.24</b>	<b>487.64</b>	<b>475.43</b>

<sup>1/</sup> Other categories include minor and mixed varieties.