

**FINAL
GRAPE CRUSH REPORT
2001 CROP**

Reissued September 2002

CALIFORNIA DEPARTMENT OF FOOD AND AGRICULTURE
SACRAMENTO, CALIFORNIA

TABLE OF CONTENTS

PAGE

GRAPE CRUSH REPORT OVERVIEW	1
EXPLANATION OF TABLES	4
TABLE 1: Grapes for Crushing: State totals by type and variety, weighted average degrees Brix, and weighted average dollars per ton, 2000-01	6
TABLE 2: Tons of grapes crushed by California processors from the 2001 crop by type, variety, and reporting district where grown, with comparisons	8
TABLE 3: Weighted average degrees Brix for all grapes crushed by California processors from the 2001 crop by type, variety, and reporting district where grown, with comparisons	12
TABLE 4: Tons of grapes purchased for wine, concentrate, juice, vinegar, and beverage brandy, by California processors from the 2001 crop by type, variety, and reporting district where grown, with comparisons	14
TABLE 5: Weighted average degrees Brix for all grapes purchased for wine, concentrate, juice, vinegar, and beverage brandy, by California processors from the 2001 crop by type, variety, and reporting district where grown, with comparisons	18
TABLE 6: Weighted average grower returns per ton, delivered basis, purchased for wine, concentrate, juice, vinegar, and beverage brandy, by California processors from the 2001 crop by type, variety, and reporting district where grown, with comparisons	20
TABLE 7: Tons of grapes purchased by California processors as distilling material other than beverage brandy from the 2001 crop by type and variety, with comparisons	24
TABLE 8: Base price paid to growers for grapes crushed, delivered to California processors, from the 2001 crop, with Brix factors and purchased tonnage, by type, variety, reporting district where grown, and weighted average base price	25
TABLE 8: Supplement - Brix Adjustment Factor	109
TABLE 9: Tons of grapes crushed to growers' accounts by California processors from the 2001 crop by type, variety, and reporting district where grown, with comparisons <i>(Table 9 only appears in the Final Grape Crush Report.)</i>	114
TABLE 10: Weighted average grower returns per ton, delivered basis, non-related purchase for wine, concentrate, juice, vinegar, and beverage brandy, by California processors from the 2001 crop by type, variety, and reporting district where grown, with comparisons	116

COMPILED AND PUBLISHED BY:

California Agricultural Statistics Service (CASS)
1220 N Street, Room 243
P.O. Box 942871
Sacramento, CA 94271-0001

Phone: (916) 498-5161 ---- Fax: (916) 498-5186
E-mail: nass-ca@nass.usda.gov ---- Web: www.nass.usda.gov/ca

SEPTEMBER 2002

*California Agricultural Statistics Service
publications are available
on the Internet at:*

<http://www.nass.usda.gov/ca>

GRAPE CRUSH REPORT OVERVIEW

This Bulletin is a reissue of the 2001 Grape Crush Report published earlier in March 2002. The Report presents final 2001 grape crush statistics and it includes revisions made since the March report. The reissue was required to include late reports and address a number of processing and reporting errors which affected results for some district/variety numbers. Many of the data corrections, additional and late reported data were a result of the new Pierce's Disease Assessment program which was implemented this year for the first time.

Details of the crushed tonnage, degrees Brix, and weighted average prices were reported by grape type and variety, as well as by grape pricing districts. The 17 districts refer to the area in which the grapes were grown as defined in the Administrative Code. A district map is located on the inside of the front cover. Beginning with the 2000 crop year, Valdepenas variety grapes were combined with Tempranillo variety grapes, and Muscadelle variety grapes were combined with Sauvignon Vert variety grapes. In 2001, Pinot St. George variety grapes were combined with Negrette, Syrah Noir with Syrah, and Touriga with Touriga Nacional.

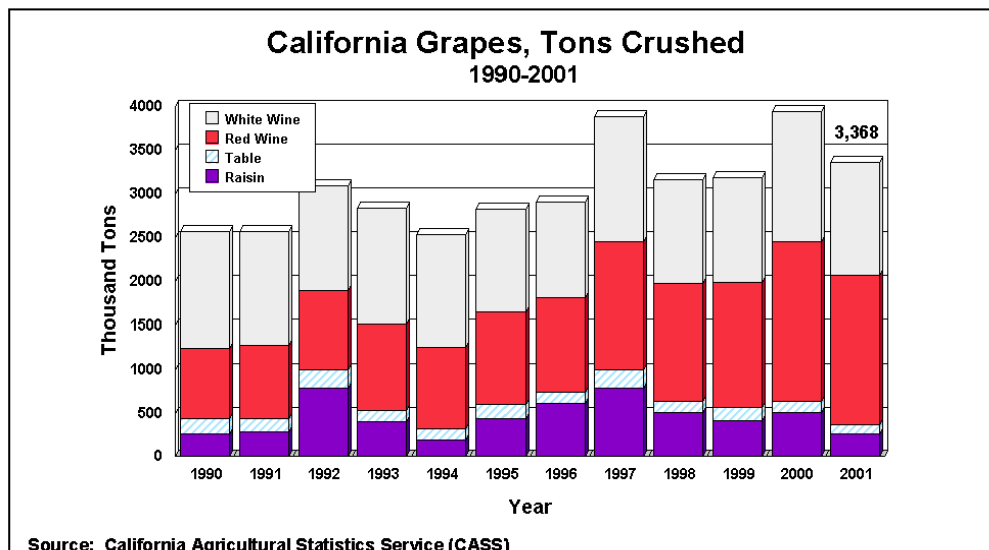
Information contained in this Report was supplied by processors to fulfill the reporting requirements of Section 55601.5 of the Food and Agricultural Code.

SUMMARY OF GRAPE TONNAGES AND PRICES

The 2001 crush totaled 3,368,265 tons, down 15 percent from the record 2000 crush of 3,951,185 tons. Red wine varieties accounted for the largest share of all grapes crushed, at 1,706,037 tons, down 6 percent from 2000. The 2001 white wine variety crush totaled 1,299,921 tons, down 13 percent from 2000. Tons crushed of raisin type varieties totaled 261,719, down 49 percent from 2000, while tons crushed of table type varieties totaled 100,589 down 16 percent from 2000. (See chart below.)

Beginning with the 1999 season, the Grape Crush Report includes the total number of tons crushed that will be marketed as grape concentrate. In determining grape tonnage crushed for concentrate production, each processor was required to report the estimated equivalent tons of grapes crushed that are expected to be marketed as grape concentrate. For the 2001 season, this total was 536,614 tons, approximately 16 percent of the 2001 grape crush total. This report provides only the aggregate figure for grapes crushed for concentrate production and does not include information by district, type, or variety.

California grape growers received prices in 2001 for raisin, table, and white wine grapes that were, on average, less than the 2000 prices, while the prices received for red were, on average, above the 2000 prices. The 2001 average price of all varieties was \$554.73, up 10 percent from 2000. Average prices for the 2001 crop by type were as follows: red wine grapes, \$680.45, up 8 percent from 2000; white wine grapes, \$491.28, down 2 percent from 2000; raisin grapes, \$85.65, down 32 percent; and table grapes, \$87.16, down 26 percent. These price levels have not been adjusted for inflation.



CALIFORNIA GRAPE CRUSH TONNAGE AND PRICE, 1988-01

Crop Year	Raisin Type		Table Type		Red Wine Type		White Wine Type		All Types	
	Tons (1,000)	Dollars Per Ton	Tons (1,000)	Dollars Per Ton	Tons (1,000)	Dollars Per Ton	Tons (1,000)	Dollars Per Ton	Tons (1,000)	Dollars Per Ton
1988	415	116	312	131	760	409	1,356	238	2,843	253
1989	370	132	211	128	872	410	1,272	297	2,725	297
1990	268	126	170	127	804	355	1,331	277	2,573	276
1991	284	150	157	141	840	383	1,289	319	2,570	310
1992	785	182	217	170	888	438	1,209	364	3,099	325
1993	452	152	137	147	979	430	1,327	316	2,895	323
1994	239	118	123	136	936	462	1,242	317	2,540	344
1995	432	164	170	162	1,052	515	1,175	351	2,829	372
1996	618	191	117	188	1,079	611	1,094	469	2,908	452
1997	786	185	212	169	1,461	656	1,433	546	3,891	497
1998	506	164	135	150	1,333	643	1,194	521	3,169	502
1999	419	200	149	187	1,422	649	1,195	518	3,185	525
2000	513	125	120	118	1,816	628	1,503	500	3,951	504
2001	262	86	101	87	1,706	680	1,300	491	3,368	555

Source: California Agricultural Statistics Service (CASS)

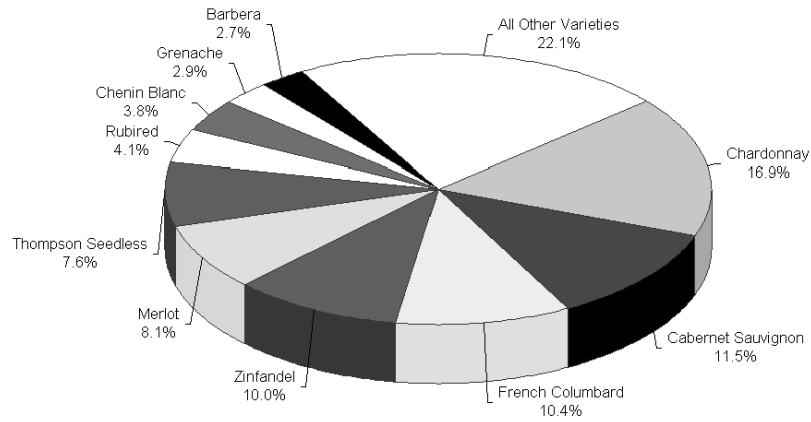
LEADING GRAPE VARIETIES AND DISTRICTS

In 2001, Chardonnay accounted for the largest percentage of crush volume with 17 percent. Cabernet Sauvignon accounted for the second leading percentage of crush with 11 percent of the total crush. The next eight highest percentages of grapes crushed, with the exception of Thompson Seedless, were all wine varieties.

Grapes produced in District 4 (Napa County) received the highest average price of \$2,827.06 per ton, up 15 percent from 2000. District 3 (Sonoma and Marin counties) received the second highest return of \$2,158.97, up 6 percent from 2000. Of the grapes grown Statewide, Negrette received the highest average price of \$2,142.58 ^{1/} per ton followed by Vernaccia with \$2,033.32 ^{1/} per ton. Marechal Foch, Blaufraenkisch, and De Chaunac rounded out the top five highest average prices with \$2,000.00 ^{1/} per ton each. The 2001 Chardonnay price of \$845.83 was down 6 percent from 2000, while the 2001 Cabernet Sauvignon price of \$1,068.82 was up 2 percent from 2000. The 2001 average price for Merlot and Zinfandel grapes increased to \$1,006.65 and \$526.55, up 6 percent and 13 percent from 2000, respectively.

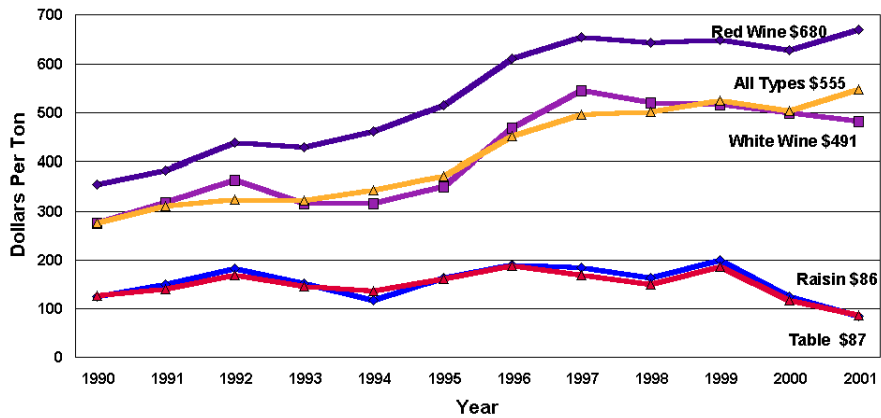
^{1/} These purchases involved less than 50 tons.

Leading Varieties Crushed Percent of Total Crush 2001 Crop



Source: California Agricultural Statistics Service (CASS)

Grape Crush, Dollars Per Ton By Type, 1990-2001



Source: California Agricultural Statistics Service (CASS)

EXPLANATION OF TABLES

TABLE 1 is a summary of the 2001 crop State totals by grape type and varieties that are shown in detail by grape pricing districts in Tables 2 through 6. State totals and averages for 2000 are shown for comparison.

TABLE 2 includes over-the-scale fresh tonnage of all grapes crushed by California processors from the 2001 crop. Over-the-scale fresh weight tonnage includes materials other than grapes (MOG) and defects. This table is broken down by the 17 grape pricing districts and by variety. State totals for 2000 are shown for comparison. Crushed tonnage includes all grapes crushed whether: grown and crushed by processors; purchased and crushed by processors; crushed by cooperatives, juice manufacturers, etc.; or crushed for others, including growers.

TABLE 3 shows the weighted average degrees Brix for all grapes crushed (TABLE 2) by California processors from the 2001 crop. The weighted average degrees Brix is reported by grape pricing districts and variety. State averages for 2000 are shown for comparison.

TABLE 4 includes net weight fresh tonnage of all grapes purchased for wine, concentrate, juice, vinegar, and beverage brandy by California processors from the 2001 crop. Net weight fresh tonnage does not include material other than grapes (MOG) and defects or other weight adjustments deducted from gross weight. The purchased tonnage is reported by variety and grape pricing districts. State totals for 2000 are shown for comparison. TABLE 4 does not include tonnage purchased as distilling material other than beverage brandy, this is shown in TABLE 7. Prices for all tonnage shown in this table are final and not subject to change. Grapes pooled by cooperatives, those grown by processors and used for their own production and grapes crushed to growers' accounts are not included.

TABLE 5 shows the weighted average degrees Brix for all grapes purchased for wine, concentrate, juice, vinegar, and beverage brandy (TABLE 4) by California processors from the 2001 crop. The weighted average degrees Brix is reported by grape pricing districts and variety. State averages for 2000 are shown for comparison. TABLE 5 does not include degrees Brix of tonnage purchased as distilling material other than beverage brandy, this is shown in TABLE 7. Grapes pooled by cooperatives, those grown by processors and used for their own production and grapes crushed to growers' accounts are not included.

TABLE 6 gives the weighted average price per ton, delivered basis, of all tonnage purchased for wine, concentrate, juice, vinegar, and beverage brandy (TABLE 4) by California processors from the 2001 crop. The weighted average prices are reported by variety, and grape pricing districts. State averages for 2000 are shown for comparison. TABLE 6 does not include prices of tonnage purchased as distilling material other than beverage brandy, this is shown in TABLE 7. Prices shown in this table are final and not subject to change. Grapes pooled by cooperatives, those grown by processors and used for their own production and grapes crushed to growers' accounts are not included.

Weighted average prices reflect final prices through January 10, 2002 and include any Brix adjustments, bonuses or allowances. Prices from some reference price contracts written prior to January 1, 1977 may be included if settled by January 10, 2002. Prices are equivalent to delivered basis in the area grown including normal within-area hauling allowances. Purchases made on a roadside basis include the usual hauling allowance for local delivery in the area grown. Out-of-area purchases made on a delivered basis do not include extra hauling allowances for delivery outside the area.

The following example indicates the method used for calculating weighted averages:

DATA PAGE																				
IDENTIFICATION				SECTION I.			SECTION II.													
				Total Grapes Crushed At Your Facility			Final Prices Of Grapes Purchased From Grower(s) For Wine, Concentrate, Juice, Vinegar And Beverage Brandy													
VARIETY (List full name)	* Dist. Where Grown	Code	Line	Over The Scale Tons	Wtd. Avg. Degrees Brix	Total Brix (Col. 3 X Col. 4)	Purchased Tons Only		Wtd. Avg. Degrees Brix	Total Brix (Col. 5 X Col. 7)	Base Price Per Ton	Acceptable Brix Limits		Brix Adjustment Factors Per Degrees Brix Per Ton Plus & Minus	Office Use	Brix Adjustment Limits			Wtd. Avg. Price Per Ton	Total Paid (Col. 5 x Col. 16)
							All Purchased Tons	Non-Related Purchased Tons				Min.	Max.			Base	Min.	Max.		
		1	2	3	4	A	5	6	7	B	8	9	10	11	12	13	14	15	16	C
Petite Sirah	1			155.5	20.6	3,203.3	100.0	100.0	20.1	2,010.0	450.0	19.0	25.0	+ or - 10%		22.0	20.0	24.0	364.50	36,450.00
Petite Sirah	1			20.5	19.0	389.5	20.5	20.5	19.0	389.50	450.0	19.0	25.0	+ or - 10%		22.0	20.0	24.0	418.50	8,579.25
Petite Sirah	1			10.6	23.5	249.1	10.6	10.6	23.5	249.10	450.0	19.0	25.0	+ or - 10%		22.0	20.0	24.0	517.50	5,485.50
Combined	1			186.6	20.6	3,841.9	131.1	131.1	20.2	2,648.6	450.0	19.0	25.0	+ or - 10%		22.0	20.0	24.0	385.31	50,514.75

Column 4 was obtained by dividing the total Over the Scale Tons (Column 3) into the Total Brix of these same tons (Column A):

$$\frac{3,841.9}{186.6} = 20.6$$

Column 7 was obtained by dividing the Purchased Tons Only (Column 5) into the Total Brix of these same tons (Column B):

$$\frac{2,648.6}{131.1} = 20.2$$

Column 16 was obtained by dividing the total Purchased Tons Only (Column 5) into the total dollars paid for these same tons (Column C):

$$\frac{\$50,514.75}{131.1} = \$385.31$$

TABLE 7 shows all grape tonnage purchased as distilling material other than beverage brandy by California processors from the 2001 crop. The tonnage, weighted average degrees Brix and price per ton are shown by grape type and variety. State totals and averages for 2000 are given for comparison.

TABLE 8 shows base prices paid to growers by Brix adjustment factors, purchased tonnage, type, variety and reporting district where grown. Weighted average base prices and total purchased tonnage are included.

The Brix adjustment factors determine adjustments to base prices to compensate for sugar variations. In this report, adjustments are expressed in dollars per ton, or percent of base price per degree variance from the established Brix base. Occasional lots are traded on price per degree Brix as delivered.

TABLE 9 includes tonnage of all grapes crushed to growers' accounts by California processors from the 2001 crop. Growers retained ownership of these grapes at the time of crushing. This tonnage is reported by grape pricing district and variety. Comparisons with 2000 are shown. **(Table 9 only appears in the Final Grape Crush Report.)**

TABLE 10 gives the weighted average price per ton, delivered basis, of all tonnage purchased from non-related sources for wine, concentrate, juice, vinegar, and beverage brandy (TABLE 4) by California processors from the 2001 crop. The weighted average prices are reported by variety, and grape pricing districts. State averages for 2000 are shown for comparison. TABLE 10 does not include prices of tonnage purchased as distilling material other than beverage brandy, this is shown in TABLE 7. Prices shown in this table are final and not subject to change. Grapes pooled by cooperatives, those grown by processors and used for their own production and grapes crushed to growers' accounts are not included.

Non-Related Purchased Tons: Excludes tonnage of grapes purchased from a grower if:

- (a) The grower or an affiliate of the grower, or both the grower and the affiliate of the grower, owned, directly or indirectly, at least 5 percent of the indicia of ownership or voting authority of the winery (processor);
- (b) The winery (processor) or an affiliate of the winery, or both the winery and the affiliate of the winery, owned, directly or indirectly, at least 5 percent of the indicia of ownership or voting authority of the grower;
- (c) The winery (processor) or an affiliate of the winery, or both the winery and the affiliate of the winery, provided long-term financing to the grower in exchange for rights or options to purchase a significant portion of the grower's harvest.

Synonyms for Grape Variety Names

(First synonym listed was used for this publication.)

Alicante Bouschet -- Alicante	Malvasia Bianca -- Vennentino, Vermintino	Red Globe -- Rose Ito
Black Corinth -- Zante Current	Marechal Foch -- Foch	Refosco -- Mondeuse
Black Prince -- Rose of Peru	Mataro -- Mourvedre	Rubired -- Tintoria
Burger -- Monbadon	Meunier -- Pinot Meunier	Ruby Seedless -- King Ruby
Chardonnay -- Pinot Chardonnay	Muscat Blanc -- Muscat Canelli,	Sangiovetto -- Sangiovese, Brunello
Cinsaut -- Black Malvoisie, Black Malvasia	Muscat Blanc A Petits Grains	Sauvignon Vert -- Muscadelle
Emerald Seedless -- Black Seedless	Muscat Hamburg -- Black Muscat	St. Emillon -- Ugni Blanc, Trebbiano
Flame Seedless -- Red Flame	Negrette -- Pinot St. George	Sugraone -- Superior Seedless Brand
Gamay (Napa) -- Gamay, Valdiguie	Olivette Blanche -- Lady Finger	Syrah -- Syrah Noir, French Syrah, Shiraz
Gray Riesling -- Trousseau Gris	Palomino -- Golden Chasselas	Tempranillo -- Tinta Roriz, Valdepenas
Grenache -- Grenache Noir	Pinot Gris -- Pinot Grigio	Touriga Nacional -- Touriga
Italia -- Muscat Italia	Portugieser Blauer -- Blue Portugues	Trousseau -- Bastardo
Malaga -- White Malaga	Red Crimson -- Crimson Seedless	White Riesling -- Johannisberg Riesling, Riesling

**TABLE 1: STATE TOTALS OF GRAPES FOR CRUSHING BY TYPE AND VARIETY,
WEIGHTED AVERAGE DEGREES BRIX, AND WEIGHTED AVERAGE DOLLARS PER TON, 2000-01**

Type and Variety	Total Tons Crushed		Avg. Brix Crushed		Total Tons Purchased		Avg. Brix Purchased		Wtd. Avg. Dollars Per Ton	
	2001	2000	2001	2000	2001	2000	2001	2000	2001	2000
RAISIN GRAPES:										
Black Corinth *	0.0	118.6	0.0	21.4	0.0	118.6	0.0	21.4	0.00	124.99
Canner	0.0	443.4	0.0	15.6	0.0	443.4	0.0	15.6	0.00	30.00
Dovine	254.4	0.0	25.6	0.0	252.4	0.0	25.6	0.0	75.00	0.00
Fiesta	6,719.9	21,531.6	22.6	22.2	6,698.0	21,453.8	22.6	22.2	76.31	127.15
Sultana	66.9	0.0	21.1	0.0	66.9	0.0	21.1	0.0	73.79	0.00
Thompson Seedless	254,677.3	489,624.2	22.6	22.0	186,725.2	401,303.5	22.7	21.9	86.00	125.01
Other Raisin 1/	0.0	1,241.8	0.0	18.3	0.0	1,241.8	0.0	18.3	0.00	146.90
Total Raisin	261,718.5	512,959.6	22.6	22.0	193,742.5	424,561.1	22.7	21.9	85.65	125.09
TABLE GRAPES:										
Black Hamburg	4.2	1.2	26.5	25.1	0.0	0.0	0.0	0.0	0.00	0.00
Black Monukka	10.0	22.6	23.8	23.0	0.0	22.6	0.0	23.0	0.00	100.00
Black Prince *	21.6	21.5	24.0	24.9	21.6	21.0	24.0	24.9	443.52	442.14
Calmeria	3,497.6	1,436.4	19.6	20.4	2,204.6	10.0	19.7	20.7	65.00	92.00
Cardinal	203.3	179.9	19.9	22.7	18.5	9.7	18.2	21.9	59.15	107.48
Christmas Rose	1,038.5	926.6	22.7	21.7	447.0	94.3	22.7	21.2	71.50	65.79
Concord	47.2	10.3	18.6	19.6	0.0	10.3	0.0	19.6	0.00	200.00
Dawn Seedless	5.1	0.0	21.1	0.0	0.0	0.0	0.0	0.0	0.00	0.00
Emerald Seedless *	760.0	926.3	20.3	21.4	235.5	0.0	20.3	0.0	65.98	0.00
Emperatriz	62.0	0.0	20.7	0.0	0.0	0.0	0.0	0.0	0.00	0.00
Emperor	1,384.8	3,911.0	17.8	18.1	469.1	41.0	18.2	16.1	59.15	40.96
Exotic	384.1	63.1	22.3	19.4	0.0	29.2	0.0	19.4	0.00	95.47
Fantasy Seedless	0.0	153.7	0.0	24.2	0.0	153.7	0.0	24.2	0.00	86.63
Flame Seedless *	17,179.7	23,243.3	22.6	22.9	3,649.0	3,916.2	23.0	23.7	71.51	98.11
Flame Tokay	14,568.8	26,135.4	16.6	16.8	14,374.5	25,146.8	16.5	16.7	97.62	136.98
Italia *	1,863.9	738.6	21.7	21.9	628.3	40.2	21.6	21.9	70.20	50.00
Jade Seedless	578.2	346.3	17.8	21.3	0.0	0.0	0.0	0.0	0.00	0.00
Majestic	128.7	0.0	17.5	0.0	0.0	0.0	0.0	0.0	0.00	0.00
Malaga *	6,169.5	8,852.6	19.9	20.2	3,806.5	6,759.8	20.3	20.0	135.62	111.43
Marroo	0.0	483.7	0.0	24.0	0.0	242.6	0.0	23.3	0.00	91.32
Olivette Blanche *	46.7	0.0	18.0	0.0	0.0	0.0	0.0	0.0	0.00	0.00
Perlette	626.9	272.1	20.3	21.9	0.0	48.8	0.0	21.2	0.00	105.33
Queen	58.0	0.0	23.8	0.0	0.0	0.0	0.0	0.0	0.00	0.00
Red Crimson *	5,248.0	484.3	20.2	21.8	3,396.4	103.8	20.3	22.8	66.90	80.67
Red Globe *	16,902.8	14,724.7	21.8	20.3	5,773.5	502.6	22.0	21.1	71.20	82.12
Red Seedless	9,768.1	7,473.0	21.4	20.5	838.9	95.5	21.3	20.7	69.55	92.00
Ribier	1,925.5	2,078.4	19.7	19.2	152.5	181.9	18.9	18.7	61.43	150.00
Rouge	1,650.5	940.0	20.4	20.4	0.0	0.0	0.0	0.0	0.00	0.00
Ruby Seedless *	4,294.8	8,524.6	23.3	22.6	1,827.2	2,823.7	23.2	22.8	71.50	135.24
Sugraone *	140.3	0.0	22.2	0.0	140.3	0.0	22.2	0.0	71.50	0.00
Packinghouse Culls	0.0	990.8	0.0	21.9	0.0	0.0	0.0	0.0	0.00	0.00
Other Table 1/	12,020.3	16,778.7	22.5	23.1	11,437.6	15,807.5	22.5	23.2	88.07	94.54
Total Table	100,589.1	119,719.1	20.9	20.6	49,421.0	56,061.2	20.2	19.8	87.16	117.96
WINE GRAPES (WHITE):										
Arneis	106.5	88.0	22.8	22.6	106.5	86.1	22.8	22.6	1,825.39	1,538.47
Burger *	46,612.5	45,533.2	16.3	16.5	40,983.0	39,932.6	16.3	16.6	167.49	174.20
Catarratto	17.1	0.0	23.4	0.0	0.0	0.0	0.0	0.0	0.00	0.00
Chardonnay *	568,295.2	650,524.7	24.0	23.5	412,160.7	464,966.7	24.1	23.6	845.83	895.07
Chenin Blanc	129,467.2	152,097.1	20.6	20.7	119,314.6	141,266.0	20.6	20.6	174.21	215.88
Cortese	22.7	20.8	22.6	22.4	0.0	0.0	0.0	0.0	0.00	0.00
Emerald Riesling	1,882.0	2,477.6	24.0	22.1	1,860.8	2,454.0	24.1	22.1	182.44	185.00
Flora	27.8	45.7	19.9	22.6	23.2	18.3	21.9	23.5	1,545.99	668.03
Folle Blanche	20.6	11.8	19.8	22.3	0.0	0.0	0.0	0.0	0.00	0.00
French Colombar	350,113.6	433,582.9	21.4	20.9	308,834.3	400,331.7	21.4	20.9	129.37	150.19
Gewurztraminer	8,117.9	7,893.7	23.9	23.6	5,127.8	4,820.0	23.3	23.6	991.34	908.41
Gray Riesling *	109.0	240.9	22.3	20.1	71.8	125.4	20.7	21.4	610.95	722.70
Green Hungarian	99.8	112.0	20.3	19.0	99.8	112.0	20.3	19.0	231.80	238.96
Grenache Blanc	10.8	6.5	24.6	22.8	0.8	0.0	23.5	0.0	1,000.00	0.00
Kleinberger	4.9	5.4	19.8	20.3	0.0	5.4	0.0	20.3	0.00	1,000.00
Malvasia Bianca *	11,635.3	15,367.0	20.2	19.5	7,816.7	9,666.3	20.2	19.2	247.80	282.32
Marsanne	411.7	326.7	23.3	22.9	263.0	200.1	23.2	22.8	1,467.38	1,505.75
Melon	17.1	12.5	24.3	24.6	17.1	12.5	24.3	24.6	1,848.14	1,658.89
Muscat Blanc *	6,493.2	7,301.7	22.7	23.2	5,585.6	6,115.8	22.9	23.3	428.69	518.27
Muscat Orange	866.2	874.4	23.3	22.9	674.0	659.2	23.4	22.9	754.35	730.16
Muscat of Alexandria	46,088.9	55,714.2	23.0	22.1	42,798.3	52,465.2	23.1	22.0	173.30	207.93
Palomino *	4,137.3	5,780.7	21.5	20.2	4,072.6	5,659.7	21.5	20.2	113.27	136.26
Pedro Ximenes	5.7	0.0	26.0	0.0	5.7	0.0	26.0	0.0	150.00	0.00
Pinot Blanc	2,740.0	3,401.7	22.7	22.3	1,463.7	1,372.9	22.9	22.1	1,091.72	1,370.00
Pinot Gris *	9,625.7	6,596.4	22.4	23.0	7,500.4	5,396.1	22.3	23.0	928.34	846.11
Roussanne	281.0	227.9	23.9	23.4	186.0	151.8	23.8	23.3	1,768.81	1,737.48
Sauvignon Blanc	75,001.7	74,998.7	22.9	22.7	60,332.7	59,656.3	22.9	22.7	868.18	839.54
Sauvignon Musque	409.0	454.5	23.8	22.8	223.7	326.8	23.5	22.5	1,718.66	1,567.10
Sauvignon Vert *	9.9	24.6	22.6	24.3	8.8	19.4	22.6	24.3	1,484.60	776.80
Scheurebe	28.1	31.9	21.2	24.0	0.0	0.5	0.0	23.0	0.00	4,504.12
Semillon	9,389.2	9,310.0	22.6	22.2	7,412.0	7,437.2	22.5	22.1	630.28	603.38
St. Emilion *	1,186.9	2,594.3	19.0	19.7	1,147.8	2,558.7	19.0	19.7	177.39	208.84
Sylvaner	37.9	143.4	21.1	18.8	37.9	23.4	21.1	20.6	851.48	851.48
Symphony	7,447.9	6,772.1	22.9	23.2	7,133.9	6,446.8	22.9	23.3	255.35	281.13
Tocai Friulano	92.8	93.9	24.5	23.7	88.7	91.0	24.6	23.7	1,567.79	1,584.56

**TABLE 1: STATE TOTALS OF GRAPES FOR CRUSHING BY TYPE AND VARIETY,
WEIGHTED AVERAGE DEGREES BRIX, AND WEIGHTED AVERAGE DOLLARS PER TON, 2000-01**

Type and Variety	Total Tons Crushed		Avg. Brix Crushed		Total Tons Purchased		Avg. Brix Purchased		Wtd. Avg. Dollars Per Ton	
	2001	2000	2001	2000	2001	2000	2001	2000	2001	2000
WINE GRAPES (WHITE): (Cont'd.)										
Verdelho	16.1	7.8	23.9	22.7	16.1	7.8	23.9	22.7	1,371.43	1,005.08
Vernaccia	24.8	23.1	23.3	22.9	18.4	8.0	23.3	22.6	2,033.32	2,030.90
Viognier	7,779.4	7,708.7	25.1	25.0	5,474.3	4,814.5	24.8	24.4	967.84	1,029.95
White Riesling *	9,074.4	9,531.2	21.7	21.9	6,575.3	6,667.9	21.8	21.7	895.10	887.07
Other White 1/	2,213.0	2,766.5	22.0	22.7	1,972.9	1,475.4	22.7	23.4	355.19	140.94
Total White	1,299,920.8	1,502,704.2	22.5	22.1	1,049,408.9	1,225,351.5	22.4	21.9	491.28	499.99
WINE GRAPES (RED):										
Aglianico	22.2	32.7	23.5	23.1	3.1	9.8	24.0	23.0	1,250.00	1,267.86
Aleatico	45.0	154.7	24.3	24.3	44.1	153.7	24.2	24.2	1,275.08	651.50
Alicante Bouschet *	2,827.5	4,435.0	23.4	21.7	2,708.7	4,298.3	23.3	21.6	337.06	324.41
Alvarelhao	47.6	47.4	24.8	25.8	21.8	19.5	24.0	25.4	840.14	764.62
Barbera	91,731.4	118,801.5	23.8	23.2	82,277.1	108,095.9	23.8	23.2	219.55	229.33
Blaufraenkisch	14.0	12.6	24.6	23.4	13.5	12.6	24.6	23.4	2,000.00	2,000.00
Cabernet Franc	15,820.7	14,400.6	25.1	24.0	10,661.0	8,747.1	24.8	24.0	1,482.55	1,529.12
Cabernet Sauvignon	387,186.1	357,683.9	24.3	23.8	313,192.9	278,837.4	24.3	23.7	1,068.82	1,047.67
Carignane	51,754.8	58,351.1	23.5	22.9	46,980.5	54,975.4	23.6	22.9	204.51	294.48
Carmeniere	3.3	1.2	23.6	23.2	0.0	0.0	0.0	0.0	0.00	0.00
Carmine	629.7	639.2	24.6	24.6	618.6	624.3	24.5	24.6	314.46	322.18
Carnelian	10,925.6	11,688.5	25.1	23.7	6,168.2	7,730.6	25.4	25.2	194.84	207.70
Centurian	3,268.6	2,404.7	24.6	24.2	1,867.5	1,566.6	24.1	24.2	259.30	291.99
Charbono	228.5	218.7	22.7	21.3	214.4	199.2	22.6	21.3	1,874.85	1,878.39
Cinsaut *	401.3	681.3	22.5	21.4	263.4	582.8	22.1	21.2	487.99	254.03
Counoise	107.7	78.3	23.5	22.3	25.8	29.7	24.2	22.8	1,408.15	1,139.06
De Chaunac	0.2	0.3	22.2	20.2	0.2	0.0	22.2	0.0	2,000.00	0.00
Dolcetto	469.9	416.9	22.5	22.9	339.9	242.2	22.1	22.3	1,851.60	1,843.70
Durif	0.5	4.2	23.0	24.3	0.0	4.2	0.0	24.3	0.00	1,000.00
Early Burgundy	28.5	33.6	24.6	23.2	16.0	33.6	24.3	23.2	925.00	765.77
Freisa	60.0	56.4	23.5	22.9	53.3	31.6	23.0	22.6	1,850.49	2,554.63
Gamay (Napa) *	4,313.3	5,512.8	22.6	21.2	3,700.1	4,838.0	22.4	21.5	566.87	576.44
Gamay Beaujolais	58.4	16.3	20.9	22.5	58.4	0.0	22.7	0.0	823.29	0.00
Graciano	5.1	2.4	24.5	24.2	1.1	0.0	25.6	0.0	1,200.00	0.00
Grand Noir	14.1	4.8	26.1	22.0	2.6	4.8	23.7	22.0	1,300.00	1,250.00
Grenache *	97,392.0	110,974.0	21.8	21.8	90,378.5	104,548.4	21.7	21.8	156.58	169.80
Grignolino	23.0	64.0	22.7	23.7	0.0	0.0	0.0	0.0	0.00	0.00
Lagrein	242.9	145.3	21.3	23.0	242.9	142.8	21.3	23.1	661.32	696.13
Lambrusco	269.7	320.1	24.1	25.8	0.0	0.0	0.0	0.0	0.00	0.00
Malbec	2,521.0	1,919.9	24.3	23.5	1,827.6	1,343.3	24.3	23.4	1,103.04	1,129.72
Marechal Foch *	0.1	0.1	21.2	20.4	0.1	0.0	21.2	0.0	2,000.00	0.00
Mataro *	1,356.7	1,684.9	24.9	23.6	1,069.0	1,287.4	25.1	23.9	1,669.44	1,512.25
Merlot	273,397.4	305,151.5	24.2	24.0	214,044.2	239,007.4	24.3	23.9	1,006.65	950.61
Meunier *	833.8	908.7	20.2	21.3	347.0	613.7	19.8	21.5	1,817.25	1,909.88
Mission	10,171.1	8,309.6	24.2	22.9	9,967.0	8,189.6	24.2	22.9	160.97	159.85
Montepulciano	15.7	5.6	23.1	21.6	15.7	5.6	23.1	21.6	1,385.76	1,700.00
Muscat Hamburg *	138.7	163.4	26.8	24.9	127.5	136.5	26.8	25.1	633.40	579.36
Nebbiolo	407.9	541.2	23.8	23.7	299.3	309.6	23.8	23.6	1,790.63	1,503.67
Negrette *	29.1	38.0	24.9	22.2	22.7	33.0	24.6	21.6	2,142.58	2,050.96
Negroamaro	2.6	0.0	24.5	0.0	2.6	0.0	24.5	0.0	1,700.00	0.00
Petit Verdot	2,210.8	1,469.6	24.8	24.0	1,350.0	765.6	25.0	24.2	1,779.74	2,064.41
Petite Sirah	14,840.5	12,358.2	24.5	23.9	11,360.2	8,808.3	24.6	24.1	1,014.97	1,037.17
Pfeffer Cabernet	19.1	20.1	24.1	23.1	18.0	7.2	24.0	21.9	1,724.44	1,200.00
Pinot Noir	63,420.9	53,050.1	23.6	23.3	42,597.2	35,289.8	23.8	23.5	1,855.74	1,779.86
Pinotage	41.1	32.8	24.5	24.2	27.4	17.6	24.6	24.7	1,305.29	1,577.27
Portugieser Blauer *	5.2	10.6	22.8	23.0	5.2	10.6	22.8	23.0	1,200.00	1,193.30
Primitivo	835.3	465.1	23.3	24.5	679.4	411.7	23.1	24.4	593.61	604.32
Refosco *	689.4	423.6	21.9	22.3	656.6	396.4	21.8	22.3	487.88	658.15
Royalty	4,035.3	6,013.1	23.6	23.0	3,876.2	5,984.3	23.7	23.1	190.94	240.85
Rubired *	136,750.3	136,190.2	24.0	23.4	125,789.5	127,108.1	24.0	23.4	182.00	252.10
Ruby Cabernet	72,630.4	79,499.8	24.7	23.3	66,176.8	66,952.1	24.4	23.5	245.00	260.13
Salvador	5,190.3	6,218.4	23.8	23.0	4,919.3	5,916.6	24.0	23.1	213.27	271.23
Sangiovetto *	14,325.5	18,513.2	24.0	23.3	11,196.4	14,140.2	23.9	23.5	792.87	742.65
Sausaol	0.6	0.0	26.5	0.0	0.0	0.0	0.0	0.0	0.00	0.00
Souzao	288.2	182.5	24.0	23.3	78.3	97.5	24.1	23.8	961.22	761.81
Syrah *	89,157.9	72,786.5	24.7	24.4	63,457.7	47,851.7	24.9	24.6	720.64	756.54
Tannat	310.5	198.7	22.3	25.4	287.4	184.0	22.1	25.4	384.20	302.50
Tempranillo *	2,469.1	3,650.8	23.9	23.6	2,275.2	3,540.9	23.8	23.0	318.03	262.36
Teroldego	58.8	33.9	24.5	23.4	53.8	26.9	24.6	23.5	1,801.35	1,887.18
Terret Noir	0.0	1.3	0.0	22.4	0.0	1.3	0.0	22.4	0.00	900.00
Tinta Barroca	1.5	0.0	28.3	0.0	1.5	0.0	28.3	0.0	1,250.00	0.00
Tinta Cao	75.4	69.5	25.5	24.5	29.0	23.9	25.9	24.5	949.36	872.80
Tinta Madeira	42.2	85.7	24.8	23.9	30.8	1.5	24.7	23.0	514.66	1,450.00
Touriga Nacional *	132.5	107.3	24.0	24.2	99.1	48.0	23.6	24.2	651.02	764.38
Trousseau *	32.1	20.0	23.5	24.8	29.4	18.4	23.4	24.8	1,495.04	1,468.04
Zinfandel	336,436.0	404,166.9	20.9	20.1	312,389.9	370,457.8	20.8	19.9	526.55	464.15
Other Red 1/	5,272.3	14,329.2	24.0	21.2	1,271.1	3,039.5	23.9	20.6	995.07	276.79
Total Red	1,706,036.9	1,815,802.5	23.4	22.7	1,436,231.7	1,517,754.5	23.3	22.6	680.45	627.97
TOTAL WINE	3,005,957.7	3,318,506.7	23.0	22.4	2,485,640.6	2,743,106.0	22.9	22.3	600.59	570.80
TOTAL ALL VARIETIES	3,368,265.3	3,951,185.4	22.9	22.3	2,728,804.1	3,223,728.3	22.8	22.2	554.73	504.23

* Synonyms for variety names are shown on Page 5.

1/ Other categories include minor and mixed varieties.

**TABLE 2: TONS OF GRAPES CRUSHED BY CALIFORNIA PROCESSORS
FROM THE 2001 CROP BY TYPE, VARIETY, AND REPORTING DISTRICT WHERE GROWN, WITH COMPARISONS**

Type and Variety	1	2	3	4	5	6	7	8	9	10
	Tons									
RAISIN GRAPES:										
Black Corinth *	0.0	0.0	0.0	0.0	0.0	0.0	0.0	0.0	0.0	0.0
Canner	0.0	0.0	0.0	0.0	0.0	0.0	0.0	0.0	0.0	0.0
Dovine	0.0	0.0	0.0	0.0	0.0	0.0	0.0	0.0	0.0	0.0
Fiesta	0.0	0.0	0.0	0.0	0.0	0.0	0.0	0.0	0.0	0.0
Sultana	0.0	0.0	0.0	0.0	0.0	0.0	0.0	0.0	0.0	0.0
Thompson Seedless	0.0	0.0	0.0	0.0	0.0	0.0	0.0	0.0	1.0	0.0
Other Raisin 1/	0.0	0.0	0.0	0.0	0.0	0.0	0.0	0.0	0.0	0.0
Total Raisin	0.0	0.0	0.0	0.0	0.0	0.0	0.0	0.0	1.0	0.0
TABLE GRAPES:										
Black Hamburg	0.0	0.0	0.0	0.0	0.0	0.0	0.0	0.0	0.0	0.0
Black Monukka	0.0	0.0	0.0	0.0	0.0	0.0	0.0	0.0	0.0	0.0
Black Prince *	0.0	0.0	0.0	0.0	0.0	11.2	0.0	0.0	0.0	0.0
Calmeria	0.0	0.0	0.0	0.0	0.0	0.0	0.0	0.0	0.0	0.0
Cardinal	0.0	0.0	0.0	0.0	0.0	0.0	0.0	0.0	0.0	0.0
Christmas Rose	0.0	0.0	0.0	0.0	0.0	0.0	0.0	0.0	0.0	0.0
Concord	0.0	0.0	0.0	0.0	0.0	0.0	0.0	0.0	47.2	0.0
Dawn Seedless	0.0	0.0	0.0	0.0	0.0	0.0	0.0	0.0	0.0	0.0
Emerald Seedless *	0.0	0.0	0.0	0.0	0.0	0.0	0.0	0.0	0.0	0.0
Emperatriz	0.0	0.0	0.0	0.0	0.0	0.0	0.0	0.0	0.0	0.0
Emperor	0.0	0.0	0.0	0.0	0.0	0.0	0.0	0.0	0.0	0.0
Exotic	0.0	0.0	0.0	0.0	0.0	0.0	0.0	0.0	0.0	0.0
Fantasy Seedless	0.0	0.0	0.0	0.0	0.0	0.0	0.0	0.0	0.0	0.0
Flame Seedless *	0.0	0.0	0.0	0.0	0.0	0.0	0.0	0.0	0.0	0.0
Flame Tokay	0.0	0.0	0.0	0.0	0.0	0.0	0.0	0.0	0.0	0.0
Italia *	0.0	0.0	0.0	0.0	0.0	0.0	0.0	0.0	0.0	0.0
Jade Seedless	0.0	0.0	0.0	0.0	0.0	0.0	0.0	0.0	0.0	0.0
Majestic	0.0	0.0	0.0	0.0	0.0	0.0	0.0	0.0	0.0	0.0
Malaga *	0.0	0.0	0.0	0.0	0.0	0.0	0.0	0.0	0.0	0.0
Marro	0.0	0.0	0.0	0.0	0.0	0.0	0.0	0.0	0.0	0.0
Olivette Blanche *	0.0	0.0	0.0	0.0	0.0	0.0	0.0	0.0	0.0	0.0
Perlette	0.0	0.0	0.0	0.0	0.0	0.0	0.0	0.0	0.0	0.0
Queen	0.0	0.0	0.0	0.0	0.0	0.0	0.0	0.0	0.0	0.0
Red Crimson *	0.0	0.0	0.0	0.0	0.0	0.0	0.0	0.0	0.0	0.0
Red Globe *	0.0	0.0	0.0	0.0	0.0	0.0	0.0	0.0	0.0	0.0
Red Seedless	0.0	0.0	0.0	0.0	0.0	0.0	0.0	0.0	0.0	0.0
Ribier	0.0	0.0	0.0	0.0	0.0	0.0	0.0	0.0	0.0	0.0
Rouge	0.0	0.0	0.0	0.0	0.0	0.0	0.0	0.0	0.0	0.0
Ruby Seedless *	0.0	0.0	0.0	0.0	0.0	0.0	0.0	0.0	0.0	0.0
Sugraone *	0.0	0.0	0.0	0.0	0.0	0.0	0.0	0.0	0.0	0.0
Packinghouse Culls	0.0	0.0	0.0	0.0	0.0	0.0	0.0	0.0	0.0	0.0
Other Table 1/	0.0	0.0	0.0	0.0	0.0	0.0	0.0	0.0	0.0	0.0
Total Table	0.0	0.0	0.0	0.0	0.0	11.2	0.0	0.0	47.2	0.0
WINE GRAPES (WHITE):										
Arneis	10.8	0.0	53.1	0.0	0.0	20.9	21.7	0.0	0.0	0.0
Burger *	0.0	0.0	0.0	1.8	0.0	0.0	0.0	0.0	0.0	0.0
Catarratto	0.0	0.0	0.0	0.0	0.0	1.0	7.6	8.5	0.0	0.0
Chardonnay *	21,262.8	2,059.3	52,695.8	25,588.0	6,009.3	8,286.5	99,360.3	59,344.8	9,009.4	995.8
Chenin Blanc	812.8	7.3	225.4	281.9	1,403.1	10.5	5,413.5	2,853.3	224.2	31.3
Cortese	0.0	0.0	0.0	0.0	0.0	0.0	0.0	7.0	0.0	0.0
Emerald Riesling	0.0	0.0	0.0	0.0	0.0	0.0	0.0	0.0	0.0	0.0
Flora	2.0	0.0	0.0	23.2	0.0	0.0	0.0	0.0	0.0	2.6
Folle Blanche	0.0	0.0	20.6	0.0	0.0	0.0	0.0	0.0	0.0	0.0
French Colombard	394.7	0.0	795.4	1.4	195.2	2.0	965.1	0.0	0.0	188.4
Gewurztraminer	927.4	402.0	506.7	28.4	0.0	362.3	3,296.3	2,402.3	8.5	13.9
Gray Riesling *	0.0	0.0	38.5	0.0	0.0	28.8	0.0	0.0	0.0	0.0
Green Hungarian	3.1	0.0	0.0	0.0	0.0	0.0	0.0	0.0	0.0	0.0
Grenache Blanc	0.0	0.0	0.0	0.0	0.0	0.0	0.0	9.6	0.8	0.4
Kleinberger	0.0	0.0	4.9	0.0	0.0	0.0	0.0	0.0	0.0	0.0
Malvasia Bianca *	0.0	0.0	32.5	3.9	21.8	6.9	757.8	2.9	0.0	0.0
Marsanne	20.7	0.0	44.1	29.0	0.0	44.9	174.0	77.7	0.0	20.0
Melon	0.0	0.0	17.1	0.0	0.0	0.0	0.0	0.0	0.0	0.0
Muscat Blanc *	107.5	251.7	103.8	229.6	0.0	11.7	503.0	778.9	4.1	67.4
Muscat Orange	45.6	0.0	0.0	0.0	0.0	18.8	89.7	65.2	7.7	66.5
Muscat of Alexandria	0.0	0.0	1.1	0.0	0.0	0.0	0.0	0.0	115.1	0.0
Palomino *	0.0	0.0	21.8	0.0	0.0	24.0	0.0	0.0	0.0	0.0
Pedro Ximenes	0.0	0.0	0.0	0.0	0.0	0.0	0.0	0.0	0.0	0.0
Pinot Blanc	143.0	5.5	323.0	131.0	0.0	3.9	1,514.3	592.8	0.0	0.0
Pinot Gris *	176.4	0.0	1,091.8	664.5	177.2	78.7	1,455.8	654.4	3.1	18.8
Roussanne	12.7	0.0	28.7	30.2	0.0	2.2	15.4	154.5	0.3	24.5
Sauvignon Blanc	3,705.3	6,882.0	8,266.7	8,565.6	989.6	1,436.0	6,956.3	6,911.1	981.7	450.5
Sauvignon Musque	0.0	2.6	114.3	217.4	0.0	17.1	57.6	0.0	0.0	0.0
Sauvignon Vert *	0.0	0.0	2.8	6.4	0.0	0.0	0.7	0.0	0.0	0.0
Scheurebe	0.0	0.0	0.0	28.1	0.0	0.0	0.0	0.0	0.0	0.0
Semillon	83.5	307.5	667.1	871.6	150.1	223.6	432.7	513.9	61.4	59.4
St. Emilion *	0.0	0.0	0.0	0.0	0.0	25.4	0.0	0.0	0.0	0.0
Sylvaner	0.0	0.0	0.0	0.0	0.0	0.0	0.0	37.9	0.0	0.0
Symphony	3.5	0.0	0.0	0.0	195.8	0.0	0.0	0.0	213.4	50.9
Tocai Friulano	31.1	0.0	12.4	2.2	0.0	21.5	17.2	8.4	0.0	0.0

**TABLE 2: TONS OF GRAPES CRUSHED BY CALIFORNIA PROCESSORS
FROM THE 2001 CROP BY TYPE, VARIETY, AND REPORTING DISTRICT WHERE GROWN, WITH COMPARISONS**

Type and Variety	11	12	13	14	15	16	17	2001 State Total	2000 State Total
	Tons								
RAISIN GRAPES:									
Black Corinth *	0.0	0.0	0.0	0.0	0.0	0.0	0.0	0.0	118.6
Canner	0.0	0.0	0.0	0.0	0.0	0.0	0.0	0.0	443.4
Dovine	0.0	0.0	254.4	0.0	0.0	0.0	0.0	254.4	0.0
Fiesta	0.0	0.0	6,719.9	0.0	0.0	0.0	0.0	6,719.9	21,531.6
Sultana	0.0	0.0	66.9	0.0	0.0	0.0	0.0	66.9	0.0
Thompson Seedless	0.0	1,359.6	170,581.1	81,879.0	856.6	0.0	0.0	254,677.3	489,624.2
Other Raisin 1/	0.0	0.0	0.0	0.0	0.0	0.0	0.0	0.0	1,241.8
Total Raisin	0.0	1,359.6	177,622.3	81,879.0	856.6	0.0	0.0	261,718.5	512,959.6
TABLE GRAPES:									
Black Hamburg	0.0	0.0	4.2	0.0	0.0	0.0	0.0	4.2	1.2
Black Monukka	0.0	0.0	10.0	0.0	0.0	0.0	0.0	10.0	22.6
Black Prince *	0.0	0.0	0.0	0.0	0.0	10.4	0.0	21.6	21.5
Calmeria	0.0	0.0	0.0	3,497.6	0.0	0.0	0.0	3,497.6	1,436.4
Cardinal	0.0	0.0	0.0	203.3	0.0	0.0	0.0	203.3	179.9
Christmas Rose	0.0	0.0	0.0	1,038.5	0.0	0.0	0.0	1,038.5	926.6
Concord	0.0	0.0	0.0	0.0	0.0	0.0	0.0	47.2	10.3
Dawn Seedless	0.0	0.0	0.0	5.1	0.0	0.0	0.0	5.1	0.0
Emerald Seedless *	0.0	0.0	0.0	760.0	0.0	0.0	0.0	760.0	926.3
Emperatriz	0.0	0.0	0.0	62.0	0.0	0.0	0.0	62.0	0.0
Emperor	0.0	0.0	0.0	1,384.8	0.0	0.0	0.0	1,384.8	3,911.0
Exotic	0.0	0.0	0.0	384.1	0.0	0.0	0.0	384.1	63.1
Fantasy Seedless	0.0	0.0	0.0	0.0	0.0	0.0	0.0	0.0	153.7
Flame Seedless *	0.0	0.0	852.1	12,116.5	4,211.1	0.0	0.0	17,179.7	23,243.3
Flame Tokay	14,568.8	0.0	0.0	0.0	0.0	0.0	0.0	14,568.8	26,135.4
Italia *	0.0	0.0	0.0	1,863.9	0.0	0.0	0.0	1,863.9	738.6
Jade Seedless	0.0	0.0	0.0	578.2	0.0	0.0	0.0	578.2	346.3
Majestic	0.0	0.0	0.0	128.7	0.0	0.0	0.0	128.7	0.0
Malaga *	0.0	0.0	2,352.1	3,817.4	0.0	0.0	0.0	6,169.5	8,852.6
Marroo	0.0	0.0	0.0	0.0	0.0	0.0	0.0	0.0	483.7
Olivette Blanche *	0.0	0.0	0.0	46.7	0.0	0.0	0.0	46.7	0.0
Perlette	0.0	0.0	0.0	626.9	0.0	0.0	0.0	626.9	272.1
Queen	0.0	0.0	0.0	58.0	0.0	0.0	0.0	58.0	0.0
Red Crimson *	0.0	0.0	200.9	5,047.1	0.0	0.0	0.0	5,248.0	484.3
Red Globe *	0.0	0.0	0.0	16,902.8	0.0	0.0	0.0	16,902.8	14,724.7
Red Seedless	0.0	0.0	0.0	9,768.1	0.0	0.0	0.0	9,768.1	7,473.0
Ribier	0.0	0.0	119.2	1,806.3	0.0	0.0	0.0	1,925.5	2,078.4
Rouge	0.0	0.0	0.0	1,650.5	0.0	0.0	0.0	1,650.5	940.0
Ruby Seedless *	0.0	0.0	378.7	3,916.1	0.0	0.0	0.0	4,294.8	8,524.6
Sugraone *	0.0	0.0	0.0	140.3	0.0	0.0	0.0	140.3	0.0
Packinghouse Culls	0.0	0.0	0.0	0.0	0.0	0.0	0.0	0.0	990.8
Other Table 1/	0.0	0.0	8,367.4	3,652.9	0.0	0.0	0.0	12,020.3	16,778.7
Total Table	14,568.8	0.0	12,284.6	69,455.8	4,211.1	10.4	0.0	100,589.1	119,719.1
WINE GRAPES (WHITE):									
Arneis	0.0	0.0	0.0	0.0	0.0	0.0	0.0	106.5	88.0
Burger *	8,822.0	5,665.1	24,873.2	5,873.1	0.0	5.7	1,371.6	46,612.5	45,533.2
Catarratto	0.0	0.0	0.0	0.0	0.0	0.0	0.0	17.1	0.0
Chardonnay *	107,832.0	56,745.5	55,812.8	31,089.9	10.4	2,884.2	29,308.4	568,295.2	650,524.7
Chenin Blanc	4,288.1	11,544.1	69,711.6	25,456.4	0.0	156.4	7,047.3	129,467.2	152,097.1
Cortese	0.0	0.0	0.0	0.0	0.0	15.7	0.0	22.7	20.8
Emerald Riesling	0.0	0.0	0.0	1,882.0	0.0	0.0	0.0	1,882.0	2,477.6
Flora	0.0	0.0	0.0	0.0	0.0	0.0	0.0	27.8	45.7
Folle Blanche	0.0	0.0	0.0	0.0	0.0	0.0	0.0	20.6	11.8
French Colombard	8,275.7	33,434.3	234,775.5	71,085.9	0.0	0.0	0.0	350,113.6	433,582.9
Gewurztraminer	28.0	0.0	0.0	0.0	0.0	20.9	121.2	8,117.9	7,893.7
Gray Riesling *	41.7	0.0	0.0	0.0	0.0	0.0	0.0	109.0	240.9
Green Hungarian	0.0	0.0	0.0	96.7	0.0	0.0	0.0	99.8	112.0
Grenache Blanc	0.0	0.0	0.0	0.0	0.0	0.0	0.0	10.8	6.5
Kleinberger	0.0	0.0	0.0	0.0	0.0	0.0	0.0	4.9	5.4
Malvasia Bianca *	2,024.7	6,259.4	1,950.6	574.0	0.8	0.0	0.0	11,635.3	15,367.0
Marsanne	0.0	0.0	0.0	0.0	0.0	1.3	0.0	411.7	326.7
Melon	0.0	0.0	0.0	0.0	0.0	0.0	0.0	17.1	12.5
Muscat Blanc *	263.4	312.4	3,471.6	169.6	14.5	143.1	60.9	6,493.2	7,301.7
Muscat Orange	206.9	105.1	260.7	0.0	0.0	0.0	0.0	866.2	874.4
Muscat of Alexandria	0.0	256.1	24,523.2	21,171.7	0.0	21.7	0.0	46,088.9	55,714.2
Palomino *	0.0	0.0	4,036.7	0.0	0.0	54.8	0.0	4,137.3	5,780.7
Pedro Ximenes	0.0	0.0	0.0	0.0	0.0	5.7	0.0	5.7	0.0
Pinot Blanc	0.0	0.0	0.0	0.0	0.0	26.5	0.0	2,740.0	3,401.7
Pinot Gris *	1,820.8	1,403.6	19.6	1,344.7	0.0	21.6	694.7	9,625.7	6,596.4
Roussanne	0.0	0.0	0.0	0.0	0.0	3.9	8.6	281.0	227.9
Sauvignon Blanc	17,689.6	5,763.4	1,193.4	1,675.7	9.5	253.0	3,272.3	75,001.7	74,998.7
Sauvignon Musque	0.0	0.0	0.0	0.0	0.0	0.0	0.0	409.0	454.5
Sauvignon Vert *	0.0	0.0	0.0	0.0	0.0	0.0	0.0	9.9	24.6
Scheurebe	0.0	0.0	0.0	0.0	0.0	0.0	0.0	28.1	31.9
Semillon	2,143.5	1,150.0	1,554.4	1,155.9	0.0	14.6	0.0	9,389.2	9,310.0
St. Emilion *	0.0	0.0	1,130.5	0.0	31.0	0.0	0.0	1,186.9	2,594.3
Sylvaner	0.0	0.0	0.0	0.0	0.0	0.0	0.0	37.9	143.4
Symphony	675.5	112.1	4,078.9	850.4	21.8	0.0	1,245.6	7,447.9	6,772.1
Tocai Friulano	0.0	0.0	0.0	0.0	0.0	0.0	0.0	92.8	93.9

**TABLE 2: TONS OF GRAPES CRUSHED BY CALIFORNIA PROCESSORS
FROM THE 2001 CROP BY TYPE, VARIETY, AND REPORTING DISTRICT WHERE GROWN, WITH COMPARISONS**

Type and Variety	1	2	3	4	5	6	7	8	9	10
	Tons									
WINE GRAPES (WHITE): (Cont'd.)										
Verdelho	0.0	0.0	0.0	0.0	0.0	1.0	0.0	9.7	0.0	0.0
Vernaccia	0.0	0.0	18.1	0.0	0.0	6.7	0.0	0.0	0.0	0.0
Viognier	460.0	45.4	474.0	359.8	162.6	184.0	820.0	908.1	424.0	110.9
White Riesling *	256.5	153.0	95.6	454.9	0.0	10.5	6,542.7	1,212.3	11.8	32.0
Other White 1/	0.0	0.5	12.9	8.1	0.0	19.3	1.9	5.0	0.3	3.6
Total White	28,459.4	10,116.8	65,668.2	37,527.0	9,304.7	10,848.2	128,403.6	76,558.3	11,065.8	2,136.9
WINE GRAPES (RED):										
Aglianico	0.0	0.0	0.0	0.4	0.0	0.0	0.0	10.5	0.0	11.3
Aleatico	0.0	0.0	18.8	0.0	0.0	0.0	0.1	0.0	0.0	0.0
Alicante Bouschet *	0.0	0.0	119.5	0.0	1.8	16.6	5.8	3.4	46.3	1.5
Alvarelhao	0.0	0.0	0.0	0.0	0.0	0.0	1.0	5.6	0.0	6.2
Barbera	241.5	127.0	289.0	132.2	0.0	241.6	120.5	288.4	7.3	670.7
Blaufraenkisch	0.0	0.0	0.0	0.5	0.0	0.0	0.0	13.5	0.0	0.0
Cabernet Franc	289.3	274.0	2,312.3	3,056.1	33.1	158.7	845.9	1,367.5	7.7	460.2
Cabernet Sauvignon	6,127.0	5,437.6	32,226.7	41,329.2	2,842.1	3,356.3	25,951.1	40,769.0	3,508.4	1,507.3
Carignane	2,359.5	0.0	586.5	33.9	127.5	613.1	10.9	1.2	0.0	12.2
Carmeniere	0.0	3.1	0.0	0.2	0.0	0.0	0.0	0.0	0.0	0.0
Carmine	0.0	0.0	10.6	0.0	0.0	0.0	20.0	0.3	8.9	0.0
Carnelian	0.0	0.0	0.0	0.0	0.0	0.0	0.0	0.0	0.0	0.0
Centurian	0.0	0.0	0.0	0.0	0.0	0.0	0.0	0.0	440.0	0.0
Charbono	46.8	0.0	0.0	143.3	0.0	1.0	23.7	0.0	0.0	11.8
Cinsaut *	0.4	0.5	25.4	0.0	0.0	30.9	24.2	87.1	0.0	5.9
Counoise	0.1	0.0	0.0	0.0	0.0	32.6	0.0	75.0	0.0	0.0
De Chaunac	0.0	0.0	0.2	0.0	0.0	0.0	0.0	0.0	0.0	0.0
Dolcetto	36.8	0.0	100.0	54.7	17.8	7.4	109.9	86.3	2.2	8.2
Durif	0.0	0.5	0.0	0.0	0.0	0.0	0.0	0.0	0.0	0.0
Early Burgundy	0.0	0.0	6.2	7.0	0.0	0.0	12.3	0.0	0.0	0.0
Freisa	0.0	0.0	15.2	0.0	0.0	2.7	35.4	0.0	0.0	6.7
Gamay (Napa) *	107.9	136.9	149.4	405.6	626.2	2.4	357.4	707.9	0.8	0.0
Gamay Beaujolais	0.0	0.0	1.7	36.3	0.0	0.0	0.0	0.0	0.0	0.0
Graciano	0.0	0.0	0.0	0.0	0.0	0.0	0.0	0.0	0.0	2.7
Grand Noir	0.0	0.0	0.0	0.0	0.0	2.6	0.0	11.5	0.0	0.0
Grenache *	217.4	2.4	175.2	52.8	1.3	216.8	858.1	429.0	7.0	80.5
Grignolino	0.0	0.0	0.0	13.9	0.0	9.1	0.0	0.0	0.0	0.0
Lagrein	0.0	0.0	0.0	0.0	0.0	0.0	4.7	50.2	0.0	0.0
Lambrusco	0.0	0.0	0.0	0.0	0.0	0.0	0.0	0.0	0.0	0.0
Malbec	9.1	37.6	467.9	280.8	4.9	8.0	216.7	149.1	161.4	14.1
Marechal Foch *	0.0	0.0	0.1	0.0	0.0	0.0	0.0	0.0	0.0	0.0
Mataro *	2.5	2.0	107.0	38.6	1.8	596.0	42.7	321.7	4.0	61.8
Merlot	7,507.1	2,047.8	27,924.8	23,728.1	2,423.5	4,451.8	26,826.4	21,622.6	2,446.3	1,021.2
Meunier *	14.2	0.0	565.7	253.9	0.0	0.0	0.0	0.0	0.0	0.0
Mission	0.0	0.0	0.0	0.0	0.0	0.0	0.0	0.2	0.0	23.3
Montepulciano	8.8	0.0	0.0	0.0	0.0	0.0	0.0	0.0	6.9	0.0
Muscat Hamburg *	0.0	0.0	10.8	0.4	0.0	21.1	0.0	0.0	0.0	8.3
Nebbiolo	11.9	1.4	86.5	10.8	0.0	17.4	8.2	187.1	0.8	40.9
Negrette *	0.0	0.0	0.0	0.0	0.0	0.0	29.1	0.0	0.0	0.0
Negroamaro	2.6	0.0	0.0	0.0	0.0	0.0	0.0	0.0	0.0	0.0
Petit Verdot	21.7	68.2	299.9	643.0	0.0	65.1	87.6	321.5	146.0	15.3
Petite Sirah	838.9	407.5	1,006.9	840.0	64.7	477.4	729.9	1,763.0	558.3	88.4
Pfeffer Cabernet	0.0	0.0	0.0	0.0	0.0	3.8	15.3	0.0	0.0	0.0
Pinot Noir	4,525.9	0.0	20,844.3	9,383.7	1,115.2	524.3	16,131.6	7,641.9	52.2	16.9
Pinotage	4.2	0.0	7.5	10.2	0.0	0.0	0.0	0.0	0.0	19.2
Portugieser Blauer *	5.2	0.0	0.0	0.0	0.0	0.0	0.0	0.0	0.0	0.0
Primitivo	0.0	0.0	56.3	50.9	13.7	0.0	12.2	124.7	0.0	43.3
Refosco *	0.0	0.0	0.5	2.4	0.0	4.1	56.6	75.5	0.0	11.4
Royalty	0.0	0.0	0.0	0.0	0.0	0.0	0.0	0.0	0.0	0.0
Rubired *	0.0	0.0	0.0	13.9	0.0	0.0	1.0	0.0	320.9	0.0
Ruby Cabernet	0.0	0.0	8.5	4.0	0.0	13.0	0.0	0.0	0.0	0.0
Salvador	0.0	0.0	0.0	0.0	0.0	0.0	0.0	0.0	0.0	0.0
Sangiovetto *	500.2	81.6	1,375.8	1,588.9	134.2	126.5	1,372.0	729.1	65.0	537.5
Sausaol	0.0	0.0	0.0	0.0	0.0	0.0	0.0	0.0	0.0	0.6
Souzao	48.4	1.0	5.5	0.0	0.0	4.4	19.0	7.2	0.0	6.7
Syrah *	1,277.7	591.8	4,226.2	1,510.8	152.8	625.0	3,674.1	9,767.5	1,945.4	1,172.8
Tannat	0.0	0.0	6.2	3.3	0.0	0.0	0.0	16.8	0.0	0.0
Tempranillo *	2.0	3.2	34.9	16.8	0.0	13.5	3.5	56.2	50.6	64.9
Teroldego	0.0	0.0	4.9	0.1	0.0	34.3	6.2	5.9	0.0	7.4
Terret Noir	0.0	0.0	0.0	0.0	0.0	0.0	0.0	0.0	0.0	0.0
Tinta Barroca	0.0	0.0	0.0	0.0	0.0	0.0	0.0	0.0	0.0	1.5
Tinta Cao	1.3	0.9	0.0	0.0	0.0	0.0	2.8	5.5	0.0	29.5
Tinta Madeira	0.0	0.7	0.0	0.0	0.0	0.0	1.5	0.0	0.0	0.0
Touriga Nacional *	0.7	1.2	0.0	10.0	0.0	0.6	2.2	5.9	0.0	9.1
Trousseau *	0.0	0.0	0.0	0.0	0.0	0.0	18.0	0.0	0.0	1.7
Zinfandel	7,160.0	2,894.1	14,289.1	5,189.5	567.7	1,765.3	1,558.2	10,811.1	12,174.7	7,728.9
Other Red 1/	25.8	0.5	442.2	152.2	0.0	15.9	30.4	20.2	25.2	61.4
Total Red	31,394.9	12,121.5	107,808.2	88,998.4	8,128.3	13,459.3	79,226.2	97,539.1	21,986.3	13,771.3
TOTAL WINE	59,854.3	22,238.3	173,476.4	126,525.4	17,433.0	24,307.5	207,629.8	174,097.4	33,052.1	15,908.2
TOTAL ALL VARIETIES	59,854.3	22,238.3	173,476.4	126,525.4	17,433.0	24,318.7	207,629.8	174,097.4	33,100.3	15,908.2

**TABLE 2: TONS OF GRAPES CRUSHED BY CALIFORNIA PROCESSORS
FROM THE 2001 CROP BY TYPE, VARIETY, AND REPORTING DISTRICT WHERE GROWN, WITH COMPARISONS**

Type and Variety	11	12	13	14	15	16	17	2001 State Total	2000 State Total
	Tons								
WINE GRAPES (WHITE): (Cont'd.)									
Verdelho	5.4	0.0	0.0	0.0	0.0	0.0	0.0	16.1	7.8
Vernaccia	0.0	0.0	0.0	0.0	0.0	0.0	0.0	24.8	23.1
Viognier	2,464.2	270.7	723.7	0.0	0.7	94.6	276.7	7,779.4	7,708.7
White Riesling *	133.6	0.0	53.5	0.0	0.0	118.0	0.0	9,074.4	9,531.2
Other White 1/	23.8	18.9	803.4	1,187.1	0.0	0.0	128.2	2,213.0	2,766.5
Total White	156,738.9	123,040.7	428,973.3	163,613.1	88.7	3,841.7	43,535.5	1,299,920.8	1,502,704.2
WINE GRAPES (RED):									
Aglianico	0.0	0.0	0.0	0.0	0.0	0.0	0.0	22.2	32.7
Aleatico	0.0	0.0	25.3	0.0	0.0	0.8	0.0	45.0	154.7
Alicante Bouschet *	313.0	27.4	1,492.0	740.9	8.5	28.0	22.8	2,827.5	4,435.0
Alvarelhao	15.0	0.0	0.4	19.4	0.0	0.0	0.0	47.6	47.4
Barbera	1,345.4	3,989.3	78,132.3	6,121.6	0.0	24.6	0.0	91,731.4	118,801.5
Blaufraenkisch	0.0	0.0	0.0	0.0	0.0	0.0	0.0	14.0	12.6
Cabernet Franc	6,736.0	2.0	0.0	169.1	15.2	93.6	0.0	15,820.7	14,400.6
Cabernet Sauvignon	117,033.5	38,475.4	45,702.8	19,623.1	93.4	903.0	2,300.2	387,186.1	357,683.9
Carignane	7,570.3	6,222.1	26,697.1	7,468.4	0.0	47.3	4.8	51,754.8	58,351.1
Carmenere	0.0	0.0	0.0	0.0	0.0	0.0	0.0	3.3	1.2
Carmine	0.0	0.0	168.0	421.9	0.0	0.0	0.0	629.7	639.2
Carnelian	0.0	0.0	8,055.2	2,870.4	0.0	0.0	0.0	10,925.6	11,688.5
Centurian	0.0	0.0	2,828.6	0.0	0.0	0.0	0.0	3,268.6	2,404.7
Charbono	1.9	0.0	0.0	0.0	0.0	0.0	0.0	228.5	218.7
Chinsaut *	7.7	0.0	1.9	160.8	5.1	18.5	32.9	401.3	681.3
Counoise	0.0	0.0	0.0	0.0	0.0	0.0	0.0	107.7	78.3
De Chaunac	0.0	0.0	0.0	0.0	0.0	0.0	0.0	0.2	0.3
Dolcetto	10.7	0.0	0.0	0.0	0.0	35.9	0.0	469.9	416.9
Durif	0.0	0.0	0.0	0.0	0.0	0.0	0.0	0.5	4.2
Early Burgundy	3.0	0.0	0.0	0.0	0.0	0.0	0.0	28.5	33.6
Freisa	0.0	0.0	0.0	0.0	0.0	0.0	0.0	60.0	56.4
Gamay (Napa) *	163.2	0.0	941.2	677.1	0.0	7.5	29.8	4,313.3	5,512.8
Gamay Beaujolais	0.0	0.0	0.0	0.0	0.0	20.4	0.0	58.4	16.3
Graciano	2.4	0.0	0.0	0.0	0.0	0.0	0.0	5.1	2.4
Grand Noir	0.0	0.0	0.0	0.0	0.0	0.0	0.0	14.1	4.8
Grenache *	263.1	10,747.2	69,778.6	14,083.2	66.2	170.6	242.6	97,392.0	110,974.0
Grignolino	0.0	0.0	0.0	0.0	0.0	0.0	0.0	23.0	64.0
Lagrein	0.0	0.0	188.0	0.0	0.0	0.0	0.0	242.9	145.3
Lambrusco	0.0	0.0	269.7	0.0	0.0	0.0	0.0	269.7	320.1
Malbec	1,164.8	0.0	3.7	0.0	0.0	2.9	0.0	2,521.0	1,919.9
Marechal Foch *	0.0	0.0	0.0	0.0	0.0	0.0	0.0	0.1	0.1
Mataro *	29.6	0.0	0.0	0.0	18.9	52.5	77.6	1,356.7	1,684.9
Merlot	55,803.1	31,513.6	48,282.8	11,291.8	46.6	1,060.4	5,399.5	273,397.4	305,151.5
Meunier *	0.0	0.0	0.0	0.0	0.0	0.0	0.0	833.8	908.7
Mission	0.0	737.8	8,116.3	1,273.3	0.0	20.2	0.0	10,171.1	8,309.6
Montepulciano	0.0	0.0	0.0	0.0	0.0	0.0	0.0	15.7	5.6
Muscat Hamburg *	9.0	89.1	0.0	0.0	0.0	0.0	0.0	138.7	163.4
Nebbiolo	0.0	0.0	9.8	0.0	0.0	33.1	0.0	407.9	541.2
Negrette *	0.0	0.0	0.0	0.0	0.0	0.0	0.0	29.1	38.0
Negroamaro	0.0	0.0	0.0	0.0	0.0	0.0	0.0	2.6	0.0
Petit Verdot	532.9	0.0	0.0	0.0	0.0	9.6	0.0	2,210.8	1,469.6
Petite Sirah	5,097.6	978.1	332.3	234.1	2.3	45.5	1,375.6	14,840.5	12,358.2
Pfeffer Cabernet	0.0	0.0	0.0	0.0	0.0	0.0	0.0	19.1	20.1
Pinot Noir	1,698.0	932.7	29.4	63.2	0.4	0.0	461.2	63,420.9	53,050.1
Pinotage	0.0	0.0	0.0	0.0	0.0	0.0	0.0	41.1	32.8
Portugieser Blauer *	0.0	0.0	0.0	0.0	0.0	0.0	0.0	5.2	10.6
Primitivo	534.2	0.0	0.0	0.0	0.0	0.0	0.0	835.3	465.1
Refosco *	538.9	0.0	0.0	0.0	0.0	0.0	0.0	689.4	423.6
Royalty	0.0	43.9	2,652.5	1,336.3	0.0	2.6	0.0	4,035.3	6,013.1
Rubired *	858.2	6,025.2	87,239.9	42,289.4	0.0	1.8	0.0	136,750.3	136,190.2
Ruby Cabernet	123.1	6,336.7	47,428.8	18,715.3	0.0	1.0	0.0	72,630.4	79,499.8
Salvador	0.0	33.7	186.8	4,964.0	3.9	1.9	0.0	5,190.3	6,218.4
Sangiovese *	4,326.2	237.5	2,645.3	497.9	8.6	94.2	5.0	14,325.5	18,513.2
Sausal	0.0	0.0	0.0	0.0	0.0	0.0	0.0	0.6	0.0
Souzao	75.7	0.0	113.4	6.9	0.0	0.0	0.0	288.2	182.5
Syrah *	16,257.3	13,922.7	25,136.7	7,347.3	16.7	183.4	1,349.7	89,157.9	72,786.5
Tannat	280.2	0.0	4.0	0.0	0.0	0.0	0.0	310.5	198.7
Tempranillo *	7.4	248.0	1,498.2	463.1	0.0	6.8	0.0	2,469.1	3,650.8
Teroldego	0.0	0.0	0.0	0.0	0.0	0.0	0.0	58.8	33.9
Terret Noir	0.0	0.0	0.0	0.0	0.0	0.0	0.0	0.0	1.3
Tinta Barroca	0.0	0.0	0.0	0.0	0.0	0.0	0.0	1.5	0.0
Tinta Cao	2.4	0.0	4.9	28.1	0.0	0.0	0.0	75.4	69.5
Tinta Madeira	0.0	0.0	30.1	9.9	0.0	0.0	0.0	42.2	85.7
Touriga Nacional *	61.9	0.0	28.9	12.0	0.0	0.0	0.0	132.5	107.3
Trousseau *	11.4	0.0	0.0	1.0	0.0	0.0	0.0	32.1	20.0
Zinfandel	133,590.9	40,646.0	71,109.5	22,623.5	135.6	859.9	3,332.0	336,436.0	404,166.9
Other Red 1/	90.3	297.1	2,353.0	1,685.4	65.0	0.0	7.7	5,272.3	14,329.2
Total Red	354,558.3	161,505.5	531,487.4	165,198.4	486.4	3,726.0	14,641.4	1,706,036.9	1,815,802.5
TOTAL WINE	511,297.2	284,546.2	960,460.7	328,811.5	575.1	7,567.7	58,176.9	3,005,957.7	3,318,506.7
TOTAL ALL VARIETIES	525,866.0	285,905.8	1,150,367.6	480,146.3	5,642.8	7,578.1	58,176.9	3,368,265.3	3,951,185.4

* Synonyms for variety names are shown on Page 5.

1/ Other categories include minor and mixed varieties.

TABLE 4: TONS OF GRAPES PURCHASED FOR WINE, CONCENTRATE, JUICE, VINEGAR, AND BEVERAGE BRANDY BY CALIFORNIA PROCESSORS FROM THE 2001 CROP BY TYPE, VARIETY, AND REPORTING DISTRICT WHERE GROWN, WITH COMPARISONS

Type and Variety	1	2	3	4	5	6	7	8	9	10
	Tons									
RAISIN GRAPES:										
Black Corinth *	0.0	0.0	0.0	0.0	0.0	0.0	0.0	0.0	0.0	0.0
Canner	0.0	0.0	0.0	0.0	0.0	0.0	0.0	0.0	0.0	0.0
Dovine	0.0	0.0	0.0	0.0	0.0	0.0	0.0	0.0	0.0	0.0
Fiesta	0.0	0.0	0.0	0.0	0.0	0.0	0.0	0.0	0.0	0.0
Sultana	0.0	0.0	0.0	0.0	0.0	0.0	0.0	0.0	0.0	0.0
Thompson Seedless	0.0	0.0	0.0	0.0	0.0	0.0	0.0	0.0	0.0	0.0
Other Raisin 1/	0.0	0.0	0.0	0.0	0.0	0.0	0.0	0.0	0.0	0.0
Total Raisin	0.0	0.0	0.0	0.0	0.0	0.0	0.0	0.0	0.0	0.0
TABLE GRAPES:										
Black Monukka	0.0	0.0	0.0	0.0	0.0	0.0	0.0	0.0	0.0	0.0
Black Prince *	0.0	0.0	0.0	0.0	0.0	11.2	0.0	0.0	0.0	0.0
Calmeria	0.0	0.0	0.0	0.0	0.0	0.0	0.0	0.0	0.0	0.0
Cardinal	0.0	0.0	0.0	0.0	0.0	0.0	0.0	0.0	0.0	0.0
Christmas Rose	0.0	0.0	0.0	0.0	0.0	0.0	0.0	0.0	0.0	0.0
Concord	0.0	0.0	0.0	0.0	0.0	0.0	0.0	0.0	0.0	0.0
Emerald Seedless *	0.0	0.0	0.0	0.0	0.0	0.0	0.0	0.0	0.0	0.0
Emperor	0.0	0.0	0.0	0.0	0.0	0.0	0.0	0.0	0.0	0.0
Exotic	0.0	0.0	0.0	0.0	0.0	0.0	0.0	0.0	0.0	0.0
Fantasy Seedless	0.0	0.0	0.0	0.0	0.0	0.0	0.0	0.0	0.0	0.0
Flame Seedless *	0.0	0.0	0.0	0.0	0.0	0.0	0.0	0.0	0.0	0.0
Flame Tokay	0.0	0.0	0.0	0.0	0.0	0.0	0.0	0.0	0.0	0.0
Italia *	0.0	0.0	0.0	0.0	0.0	0.0	0.0	0.0	0.0	0.0
Malaga *	0.0	0.0	0.0	0.0	0.0	0.0	0.0	0.0	0.0	0.0
Marroo	0.0	0.0	0.0	0.0	0.0	0.0	0.0	0.0	0.0	0.0
Perlette	0.0	0.0	0.0	0.0	0.0	0.0	0.0	0.0	0.0	0.0
Red Crimson *	0.0	0.0	0.0	0.0	0.0	0.0	0.0	0.0	0.0	0.0
Red Globe *	0.0	0.0	0.0	0.0	0.0	0.0	0.0	0.0	0.0	0.0
Red Seedless	0.0	0.0	0.0	0.0	0.0	0.0	0.0	0.0	0.0	0.0
Ribier	0.0	0.0	0.0	0.0	0.0	0.0	0.0	0.0	0.0	0.0
Ruby Seedless *	0.0	0.0	0.0	0.0	0.0	0.0	0.0	0.0	0.0	0.0
Sugraone *	0.0	0.0	0.0	0.0	0.0	0.0	0.0	0.0	0.0	0.0
Other Table 1/	0.0	0.0	0.0	0.0	0.0	0.0	0.0	0.0	0.0	0.0
Total Table	0.0	0.0	0.0	0.0	0.0	11.2	0.0	0.0	0.0	0.0
WINE GRAPES (WHITE):										
Arneis	10.8	0.0	53.1	0.0	0.0	20.9	21.7	0.0	0.0	0.0
Burger *	0.0	0.0	0.0	1.8	0.0	0.0	0.0	0.0	0.0	0.0
Chardonnay *	17,069.8	1,416.2	39,888.2	13,678.5	5,594.9	6,189.8	57,755.8	28,365.2	5,506.1	739.4
Chenin Blanc	812.8	7.3	212.0	270.7	1,402.1	2.0	2,711.3	1,370.8	156.6	0.0
Emerald Riesling	0.0	0.0	0.0	0.0	0.0	0.0	0.0	0.0	0.0	0.0
Flora	0.0	0.0	0.0	23.2	0.0	0.0	0.0	0.0	0.0	0.0
French Colombard	297.3	0.0	766.2	0.2	195.2	0.0	965.1	0.0	0.0	18.0
Gewurztraminer	907.8	83.1	413.8	21.3	0.0	362.3	1,864.1	1,315.9	1.3	9.0
Gray Riesling *	0.0	0.0	30.1	0.0	0.0	0.0	0.0	0.0	0.0	0.0
Green Hungarian	3.1	0.0	0.0	0.0	0.0	0.0	0.0	0.0	0.0	0.0
Grenache Blanc	0.0	0.0	0.0	0.0	0.0	0.0	0.0	0.0	0.8	0.0
Kleinberger	0.0	0.0	0.0	0.0	0.0	0.0	0.0	0.0	0.0	0.0
Malvasia Bianca *	0.0	0.0	32.5	0.3	21.8	5.4	271.9	2.9	0.0	0.0
Marsanne	17.0	0.0	38.7	4.7	0.0	40.7	131.5	17.1	0.0	13.3
Melon	0.0	0.0	17.1	0.0	0.0	0.0	0.0	0.0	0.0	0.0
Muscat Blanc *	104.8	228.7	59.4	201.3	0.0	3.5	80.8	639.1	3.1	40.8
Muscat Orange	45.6	0.0	0.0	0.0	0.0	9.4	59.8	41.7	7.7	59.8
Muscat of Alexandria	0.0	0.0	0.0	0.0	0.0	0.0	0.0	0.0	1.4	0.0
Palomino *	0.0	0.0	21.8	0.0	0.0	24.0	0.0	0.0	0.0	0.0
Pedro Ximenes	0.0	0.0	0.0	0.0	0.0	0.0	0.0	0.0	0.0	0.0
Pinot Blanc	90.9	5.5	276.3	87.1	0.0	3.9	715.0	285.0	0.0	0.0
Pinot Gris *	176.4	0.0	493.4	365.8	176.5	78.7	1,054.3	448.4	2.3	18.8
Roussanne	12.2	0.0	21.0	5.8	0.0	2.2	15.4	95.2	0.0	22.2
Sauvignon Blanc	3,384.6	6,464.1	5,364.8	6,055.6	947.1	1,025.0	4,511.4	5,145.5	62.2	365.9
Sauvignon Musque	0.0	2.6	112.6	91.4	0.0	17.1	0.0	0.0	0.0	0.0
Sauvignon Vert *	0.0	0.0	2.8	6.0	0.0	0.0	0.0	0.0	0.0	0.0
Scheurebe	0.0	0.0	0.0	0.0	0.0	0.0	0.0	0.0	0.0	0.0
Semillon	83.5	109.4	410.6	484.0	150.1	31.6	30.3	458.5	0.0	36.5
St. Emilion *	0.0	0.0	0.0	0.0	0.0	0.0	0.0	0.0	0.0	0.0
Sylvaner	0.0	0.0	0.0	0.0	0.0	0.0	0.0	37.9	0.0	0.0
Symphony	0.0	0.0	0.0	0.0	195.8	0.0	0.0	0.0	212.4	0.0
Tocai Friulano	31.1	0.0	10.5	0.0	0.0	21.5	17.2	8.4	0.0	0.0

TABLE 4: TONS OF GRAPES PURCHASED FOR WINE, CONCENTRATE, JUICE, VINEGAR, AND BEVERAGE BRANDY BY CALIFORNIA PROCESSORS FROM THE 2001 CROP BY TYPE, VARIETY, AND REPORTING DISTRICT WHERE GROWN, WITH COMPARISONS

Type and Variety	11	12	13	14	15	16	17	2001 State Total	2000 State Total
	Tons								
RAISIN GRAPES:									
Black Corinth *	0.0	0.0	0.0	0.0	0.0	0.0	0.0	0.0	118.6
Canner	0.0	0.0	0.0	0.0	0.0	0.0	0.0	0.0	443.4
Dovine	0.0	0.0	252.4	0.0	0.0	0.0	0.0	252.4	0.0
Fiesta	0.0	0.0	6,698.0	0.0	0.0	0.0	0.0	6,698.0	21,453.8
Sultana	0.0	0.0	66.9	0.0	0.0	0.0	0.0	66.9	0.0
Thompson Seedless	0.0	1,358.9	162,249.2	23,117.1	0.0	0.0	0.0	186,725.2	401,303.5
Other Raisin 1/	0.0	0.0	0.0	0.0	0.0	0.0	0.0	0.0	1,241.8
Total Raisin	0.0	1,358.9	169,266.5	23,117.1	0.0	0.0	0.0	193,742.5	424,561.1
TABLE GRAPES:									
Black Monukka	0.0	0.0	0.0	0.0	0.0	0.0	0.0	0.0	22.6
Black Prince *	0.0	0.0	0.0	0.0	0.0	10.4	0.0	21.6	21.0
Calmeria	0.0	0.0	0.0	2,204.6	0.0	0.0	0.0	2,204.6	10.0
Cardinal	0.0	0.0	0.0	18.5	0.0	0.0	0.0	18.5	9.7
Christmas Rose	0.0	0.0	0.0	447.0	0.0	0.0	0.0	447.0	94.3
Concord	0.0	0.0	0.0	0.0	0.0	0.0	0.0	0.0	10.3
Emerald Seedless *	0.0	0.0	0.0	235.5	0.0	0.0	0.0	235.5	0.0
Emperor	0.0	0.0	0.0	469.1	0.0	0.0	0.0	469.1	41.0
Exotic	0.0	0.0	0.0	0.0	0.0	0.0	0.0	0.0	29.2
Fantasy Seedless	0.0	0.0	0.0	0.0	0.0	0.0	0.0	0.0	153.7
Flame Seedless *	0.0	0.0	287.6	3,361.4	0.0	0.0	0.0	3,649.0	3,916.2
Flame Tokay	14,374.5	0.0	0.0	0.0	0.0	0.0	0.0	14,374.5	25,146.8
Italia *	0.0	0.0	0.0	628.3	0.0	0.0	0.0	628.3	40.2
Malaga *	0.0	0.0	2,128.7	1,677.8	0.0	0.0	0.0	3,806.5	6,759.8
Marroo	0.0	0.0	0.0	0.0	0.0	0.0	0.0	0.0	242.6
Perlette	0.0	0.0	0.0	0.0	0.0	0.0	0.0	0.0	48.8
Red Crimson *	0.0	0.0	200.9	3,195.5	0.0	0.0	0.0	3,396.4	103.8
Red Globe *	0.0	0.0	0.0	5,773.5	0.0	0.0	0.0	5,773.5	502.6
Red Seedless	0.0	0.0	0.0	838.9	0.0	0.0	0.0	838.9	95.5
Ribier	0.0	0.0	0.0	152.5	0.0	0.0	0.0	152.5	181.9
Ruby Seedless *	0.0	0.0	0.0	1,827.2	0.0	0.0	0.0	1,827.2	2,823.7
Sugraone *	0.0	0.0	0.0	140.3	0.0	0.0	0.0	140.3	0.0
Other Table 1/	0.0	0.0	8,312.9	3,124.7	0.0	0.0	0.0	11,437.6	15,807.5
Total Table	14,374.5	0.0	10,930.1	24,094.8	0.0	10.4	0.0	49,421.0	56,061.2
WINE GRAPES (WHITE):									
Arneis	0.0	0.0	0.0	0.0	0.0	0.0	0.0	106.5	86.1
Burger *	8,763.9	1,920.7	24,462.3	5,834.3	0.0	0.0	0.0	40,983.0	39,932.6
Chardonnay *	102,487.8	31,376.5	44,528.7	29,074.6	4.3	900.2	27,584.7	412,160.7	464,966.7
Chenin Blanc	4,274.1	11,515.2	66,295.4	24,495.1	0.0	25.4	5,763.8	119,314.6	141,266.0
Emerald Riesling	0.0	0.0	0.0	1,860.8	0.0	0.0	0.0	1,860.8	2,454.0
Flora	0.0	0.0	0.0	0.0	0.0	0.0	0.0	23.2	18.3
French Colombard	8,238.0	33,263.2	214,228.7	50,862.4	0.0	0.0	0.0	308,834.3	400,331.7
Gewurztraminer	28.0	0.0	0.0	0.0	0.0	0.0	121.2	5,127.8	4,820.0
Gray Riesling *	41.7	0.0	0.0	0.0	0.0	0.0	0.0	71.8	125.4
Green Hungarian	0.0	0.0	0.0	96.7	0.0	0.0	0.0	99.8	112.0
Grenache Blanc	0.0	0.0	0.0	0.0	0.0	0.0	0.0	0.8	0.0
Kleinberger	0.0	0.0	0.0	0.0	0.0	0.0	0.0	0.0	5.4
Malvasia Bianca *	2,013.5	2,952.5	1,941.9	574.0	0.0	0.0	0.0	7,816.7	9,666.3
Marsanne	0.0	0.0	0.0	0.0	0.0	0.0	0.0	263.0	200.1
Melon	0.0	0.0	0.0	0.0	0.0	0.0	0.0	17.1	12.5
Muscat Blanc *	263.4	310.4	3,463.8	74.0	0.0	51.6	60.9	5,585.6	6,115.8
Muscat Orange	206.9	105.1	138.0	0.0	0.0	0.0	0.0	674.0	659.2
Muscat of Alexandria	0.0	0.0	24,137.4	18,643.6	0.0	15.9	0.0	42,798.3	52,465.2
Palomino *	0.0	0.0	3,981.6	0.0	0.0	45.2	0.0	4,072.6	5,659.7
Pedro Ximenes	0.0	0.0	0.0	0.0	0.0	5.7	0.0	5.7	0.0
Pinot Blanc	0.0	0.0	0.0	0.0	0.0	0.0	0.0	1,463.7	1,372.9
Pinot Gris *	1,388.4	1,369.8	0.0	1,253.9	0.0	0.0	673.7	7,500.4	5,396.1
Roussanne	0.0	0.0	0.0	0.0	0.0	3.4	8.6	186.0	151.8
Sauvignon Blanc	15,943.2	4,864.6	1,144.5	1,672.7	0.0	110.8	3,270.7	60,332.7	59,656.3
Sauvignon Musque	0.0	0.0	0.0	0.0	0.0	0.0	0.0	223.7	326.8
Sauvignon Vert *	0.0	0.0	0.0	0.0	0.0	0.0	0.0	8.8	19.4
Scheurebe	0.0	0.0	0.0	0.0	0.0	0.0	0.0	0.0	0.5
Semillon	2,142.6	1,150.0	1,155.7	1,155.9	0.0	13.3	0.0	7,412.0	7,437.2
St. Emilion *	0.0	0.0	1,127.0	0.0	20.8	0.0	0.0	1,147.8	2,558.7
Sylvaner	0.0	0.0	0.0	0.0	0.0	0.0	0.0	37.9	23.4
Symphony	531.0	110.6	4,007.5	850.4	0.0	0.0	1,226.2	7,133.9	6,446.8
Tocai Friulano	0.0	0.0	0.0	0.0	0.0	0.0	0.0	88.7	91.0

TABLE 4: TONS OF GRAPES PURCHASED FOR WINE, CONCENTRATE, JUICE, VINEGAR, AND BEVERAGE BRANDY BY CALIFORNIA PROCESSORS FROM THE 2001 CROP BY TYPE, VARIETY, AND REPORTING DISTRICT WHERE GROWN, WITH COMPARISONS

Type and Variety	1	2	3	4	5	6	7	8	9	10
	Tons									
WINE GRAPES (WHITE): (Cont'd.)										
Verdelho	0.0	0.0	0.0	0.0	0.0	1.0	0.0	9.7	0.0	0.0
Vernaccia	0.0	0.0	11.7	0.0	0.0	6.7	0.0	0.0	0.0	0.0
Viognier	374.4	33.4	347.2	138.0	97.5	166.7	398.5	679.7	0.0	72.0
White Riesling *	190.8	144.7	80.7	243.4	0.0	5.7	5,056.0	671.0	0.6	17.2
Other White 1/	0.0	0.0	9.1	6.6	0.0	3.5	742.7	0.0	0.0	2.8
Total White	23,612.9	8,495.0	48,673.6	21,685.7	8,781.0	8,021.6	76,402.8	39,592.0	5,954.5	1,415.7
WINE GRAPES (RED):										
Aglianico	0.0	0.0	0.0	0.0	0.0	0.0	0.0	0.0	0.0	3.1
Aleatico	0.0	0.0	18.8	0.0	0.0	0.0	0.0	0.0	0.0	0.0
Alicante Bouschet *	0.0	0.0	113.9	0.0	1.8	16.6	0.0	3.4	0.0	1.5
Alvarelhao	0.0	0.0	0.0	0.0	0.0	0.0	0.0	5.1	0.0	1.7
Barbera	236.7	127.0	164.6	125.7	0.0	76.2	120.5	224.4	0.0	378.9
Blaufraenkisch	0.0	0.0	0.0	0.0	0.0	0.0	0.0	13.5	0.0	0.0
Cabernet Franc	263.2	267.9	1,661.6	1,709.2	33.1	105.2	656.0	1,171.6	0.0	270.3
Cabernet Sauvignon	5,539.4	4,872.8	21,214.3	28,431.4	2,759.4	1,952.4	17,276.3	32,672.0	2,879.7	1,152.4
Carignane	2,358.6	0.0	523.1	30.1	127.5	514.2	10.8	0.0	0.0	12.2
Carmine	0.0	0.0	0.0	0.0	0.0	0.0	20.0	0.0	8.9	0.0
Carnelian	0.0	0.0	0.0	0.0	0.0	0.0	0.0	0.0	0.0	0.0
Centurian	0.0	0.0	0.0	0.0	0.0	0.0	0.0	0.0	0.0	0.0
Charbono	46.8	0.0	0.0	130.2	0.0	1.0	23.7	0.0	0.0	10.8
Cinsaut *	0.4	0.0	14.9	0.0	0.0	6.0	24.2	5.5	0.0	5.1
Counoise	0.1	0.0	0.0	0.0	0.0	16.3	0.0	9.4	0.0	0.0
De Chaunac	0.0	0.0	0.2	0.0	0.0	0.0	0.0	0.0	0.0	0.0
Dolcetto	36.8	0.0	97.3	33.5	17.8	7.4	109.9	18.3	0.0	8.2
Durif	0.0	0.0	0.0	0.0	0.0	0.0	0.0	0.0	0.0	0.0
Early Burgundy	0.0	0.0	6.2	6.8	0.0	0.0	0.0	0.0	0.0	0.0
Freisa	0.0	0.0	15.2	0.0	0.0	2.7	35.4	0.0	0.0	0.0
Gamay (Napa) *	106.9	136.9	123.2	395.2	256.9	0.0	357.4	696.3	0.8	0.0
Gamay Beaujolais	0.0	0.0	1.7	36.3	0.0	0.0	0.0	0.0	0.0	0.0
Graciano	0.0	0.0	0.0	0.0	0.0	0.0	0.0	0.0	0.0	0.0
Grand Noir	0.0	0.0	0.0	0.0	0.0	2.6	0.0	0.0	0.0	0.0
Grenache *	174.9	2.4	75.8	16.5	1.3	194.4	690.1	163.1	1.3	69.2
Lagrein	0.0	0.0	0.0	0.0	0.0	0.0	4.7	50.2	0.0	0.0
Malbec	9.1	32.0	180.4	140.2	0.0	8.0	153.1	135.0	2.1	8.9
Marechal Foch *	0.0	0.0	0.1	0.0	0.0	0.0	0.0	0.0	0.0	0.0
Mataro *	2.5	0.0	63.2	4.7	1.8	593.2	35.3	168.7	2.8	41.8
Merlot	6,899.3	1,945.1	21,132.4	16,794.8	2,326.6	3,913.9	18,482.4	16,415.6	2,160.0	718.8
Meunier *	2.1	0.0	214.6	130.3	0.0	0.0	0.0	0.0	0.0	0.0
Mission	0.0	0.0	0.0	0.0	0.0	0.0	0.0	0.0	0.0	0.7
Montepulciano	8.8	0.0	0.0	0.0	0.0	0.0	0.0	0.0	6.9	0.0
Muscat Hamburg *	0.0	0.0	0.0	0.0	0.0	21.1	0.0	0.0	0.0	8.3
Nebbiolo	7.7	1.4	86.5	6.8	0.0	17.2	7.3	137.1	0.0	14.8
Negrette *	0.0	0.0	0.0	0.0	0.0	0.0	22.7	0.0	0.0	0.0
Negroamaro	2.6	0.0	0.0	0.0	0.0	0.0	0.0	0.0	0.0	0.0
Petit Verdot	21.6	28.3	124.6	299.3	0.0	5.7	20.7	309.3	5.6	2.0
Petite Sirah	675.1	265.0	419.8	533.5	64.7	156.7	408.4	1,616.0	141.3	54.8
Pfeffer Cabernet	0.0	0.0	0.0	0.0	0.0	3.8	14.2	0.0	0.0	0.0
Pinot Noir	2,965.6	0.0	14,203.6	6,007.6	1,100.4	343.6	10,882.0	4,537.7	30.3	15.9
Pinotage	4.2	0.0	3.0	1.0	0.0	0.0	0.0	0.0	0.0	19.2
Portugieser Blauer *	5.2	0.0	0.0	0.0	0.0	0.0	0.0	0.0	0.0	0.0
Primitivo	0.0	0.0	47.0	36.5	13.7	0.0	5.6	15.4	0.0	27.0
Refosco *	0.0	0.0	0.5	0.0	0.0	4.1	56.6	56.5	0.0	0.0
Royalty	0.0	0.0	0.0	0.0	0.0	0.0	0.0	0.0	0.0	0.0
Rubired *	0.0	0.0	0.0	0.0	0.0	0.0	0.0	0.0	0.0	0.0
Ruby Cabernet	0.0	0.0	8.5	0.0	0.0	0.0	0.0	0.0	0.0	0.0
Salvador	0.0	0.0	0.0	0.0	0.0	0.0	0.0	0.0	0.0	0.0
Sangiovese *	347.8	81.1	602.5	865.5	122.6	61.1	1,214.7	385.4	43.9	314.0
Souzao	0.0	1.0	0.0	0.0	0.0	4.4	17.2	5.8	0.0	4.7
Syrah *	1,045.1	544.1	3,347.8	874.4	142.4	427.0	2,301.0	7,653.3	945.4	897.5
Tannat	0.0	0.0	6.2	0.0	0.0	0.0	0.0	0.0	0.0	0.0
Tempranillo *	0.0	3.2	0.0	1.6	0.0	10.6	3.3	3.5	0.0	36.6
Teroldego	0.0	0.0	4.9	0.1	0.0	34.3	6.2	0.9	0.0	7.4
Terret Noir	0.0	0.0	0.0	0.0	0.0	0.0	0.0	0.0	0.0	0.0
Tinta Barroca	0.0	0.0	0.0	0.0	0.0	0.0	0.0	0.0	0.0	1.5
Tinta Cao	0.0	0.9	0.0	0.0	0.0	0.0	0.0	5.5	0.0	15.3
Tinta Madeira	0.0	0.7	0.0	0.0	0.0	0.0	0.0	0.0	0.0	0.0
Touriga Nacional *	0.0	1.2	0.0	0.2	0.0	0.6	0.0	4.9	0.0	3.1
Trousseau *	0.0	0.0	0.0	0.0	0.0	0.0	18.0	0.0	0.0	0.0
Zinfandel	6,511.2	2,057.8	11,525.7	3,642.7	552.9	1,301.8	1,457.0	9,270.8	10,543.8	7,089.4
Other Red 1/	22.2	0.0	298.3	5.7	0.0	4.2	310.7	3.7	24.3	61.4
Total Red	27,293.9	10,368.8	76,300.4	60,259.8	7,522.9	9,806.3	54,745.4	75,757.9	16,797.1	11,256.5
TOTAL WINE	50,906.8	18,863.8	124,974.0	81,945.5	16,303.9	17,827.9	131,148.2	115,349.9	22,751.6	12,672.2
TOTAL ALL VARIETIES	50,906.8	18,863.8	124,974.0	81,945.5	16,303.9	17,839.1	131,148.2	115,349.9	22,751.6	12,672.2

TABLE 4: TONS OF GRAPES PURCHASED FOR WINE, CONCENTRATE, JUICE, VINEGAR, AND BEVERAGE BRANDY BY CALIFORNIA PROCESSORS FROM THE 2001 CROP BY TYPE, VARIETY, AND REPORTING DISTRICT WHERE GROWN, WITH COMPARISONS

Type and Variety	11	12	13	14	15	16	17	2001 State Total	2000 State Total
	Tons								
WINE GRAPES (WHITE): (Cont'd.)									
Verdelho	5.4	0.0	0.0	0.0	0.0	0.0	0.0	16.1	7.8
Vernaccia	0.0	0.0	0.0	0.0	0.0	0.0	0.0	18.4	8.0
Viognier	2,065.2	169.2	615.0	0.0	0.7	45.8	271.0	5,474.3	4,814.5
White Riesling *	61.6	0.0	53.5	0.0	0.0	50.1	0.0	6,575.3	6,667.9
Other White 1/	2.0	0.0	802.4	275.6	0.0	0.0	128.2	1,972.9	1,475.4
Total White	148,456.7	89,107.8	392,083.4	136,724.0	25.8	1,267.4	39,109.0	1,049,408.9	1,225,351.5
WINE GRAPES (RED):									
Aglianico	0.0	0.0	0.0	0.0	0.0	0.0	0.0	3.1	9.8
Aleatico	0.0	0.0	25.3	0.0	0.0	0.0	0.0	44.1	153.7
Alicante Bouschet *	270.8	27.4	1,486.9	736.7	0.0	26.9	22.8	2,708.7	4,298.3
Alvarelhao	15.0	0.0	0.0	0.0	0.0	0.0	0.0	21.8	19.5
Barbera	1,260.6	2,682.6	74,441.6	2,421.3	0.0	17.0	0.0	82,277.1	108,095.9
Blaufraenkisch	0.0	0.0	0.0	0.0	0.0	0.0	0.0	13.5	12.6
Cabernet Franc	4,313.1	0.0	0.0	169.1	0.0	40.7	0.0	10,661.0	8,747.1
Cabernet Sauvignon	106,672.9	27,914.7	39,058.8	18,468.6	0.8	627.2	1,699.8	313,192.9	278,837.4
Carignane	7,279.5	5,891.3	26,290.7	3,892.3	0.0	45.4	4.8	46,980.5	54,975.4
Carmine	0.0	0.0	167.8	421.9	0.0	0.0	0.0	618.6	624.3
Carnelian	0.0	0.0	3,906.4	2,261.8	0.0	0.0	0.0	6,168.2	7,730.6
Centurian	0.0	0.0	1,867.5	0.0	0.0	0.0	0.0	1,867.5	1,566.6
Charbono	1.9	0.0	0.0	0.0	0.0	0.0	0.0	214.4	199.2
Cinsaut *	5.2	0.0	0.0	158.4	5.1	5.7	32.9	263.4	582.8
Counoise	0.0	0.0	0.0	0.0	0.0	0.0	0.0	25.8	29.7
De Chaunac	0.0	0.0	0.0	0.0	0.0	0.0	0.0	0.2	0.0
Dolcetto	10.7	0.0	0.0	0.0	0.0	0.0	0.0	339.9	242.2
Durif	0.0	0.0	0.0	0.0	0.0	0.0	0.0	0.0	4.2
Early Burgundy	3.0	0.0	0.0	0.0	0.0	0.0	0.0	16.0	33.6
Freisa	0.0	0.0	0.0	0.0	0.0	0.0	0.0	53.3	31.6
Gamay (Napa) *	3.4	0.0	916.3	677.1	0.0	0.0	29.7	3,700.1	4,838.0
Gamay Beaujolais	0.0	0.0	0.0	0.0	0.0	20.4	0.0	58.4	0.0
Graciano	1.1	0.0	0.0	0.0	0.0	0.0	0.0	1.1	0.0
Grand Noir	0.0	0.0	0.0	0.0	0.0	0.0	0.0	2.6	4.8
Grenache *	257.6	10,615.5	67,521.6	10,151.8	40.7	163.7	238.6	90,378.5	104,548.4
Lagrein	0.0	0.0	188.0	0.0	0.0	0.0	0.0	242.9	142.8
Malbec	1,153.1	0.0	3.7	0.0	0.0	2.0	0.0	1,827.6	1,343.3
Marechal Foch *	0.0	0.0	0.0	0.0	0.0	0.0	0.0	0.1	0.0
Mataro *	28.6	0.0	0.0	0.0	8.9	44.9	72.6	1,069.0	1,287.4
Merlot	51,463.6	19,364.5	35,622.1	11,054.6	3.6	683.1	5,063.8	214,044.2	239,007.4
Meunier *	0.0	0.0	0.0	0.0	0.0	0.0	0.0	347.0	613.7
Mission	0.0	733.2	7,946.0	1,266.9	0.0	20.2	0.0	9,967.0	8,189.6
Montepulciano	0.0	0.0	0.0	0.0	0.0	0.0	0.0	15.7	5.6
Muscat Hamburg *	9.0	89.1	0.0	0.0	0.0	0.0	0.0	127.5	136.5
Nebbiolo	0.0	0.0	9.8	0.0	0.0	10.7	0.0	299.3	309.6
Negrette *	0.0	0.0	0.0	0.0	0.0	0.0	0.0	22.7	33.0
Negroamaro	0.0	0.0	0.0	0.0	0.0	0.0	0.0	2.6	0.0
Petit Verdot	532.9	0.0	0.0	0.0	0.0	0.0	0.0	1,350.0	765.6
Petite Sirah	4,760.8	740.2	331.8	231.5	1.2	24.9	934.5	11,360.2	8,808.3
Pfeffer Cabernet	0.0	0.0	0.0	0.0	0.0	0.0	0.0	18.0	7.2
Pinot Noir	1,217.6	836.5	29.4	0.0	0.0	0.0	427.0	42,597.2	35,289.8
Pinotage	0.0	0.0	0.0	0.0	0.0	0.0	0.0	27.4	17.6
Portugieser Blauer *	0.0	0.0	0.0	0.0	0.0	0.0	0.0	5.2	10.6
Primitivo	534.2	0.0	0.0	0.0	0.0	0.0	0.0	679.4	411.7
Refosco *	538.9	0.0	0.0	0.0	0.0	0.0	0.0	656.6	396.4
Royalty	0.0	43.9	2,644.0	1,188.3	0.0	0.0	0.0	3,876.2	5,984.3
Rubired *	858.1	6,021.7	80,012.6	38,897.1	0.0	0.0	0.0	125,789.5	127,108.1
Ruby Cabernet	121.6	6,067.0	41,314.8	18,664.9	0.0	0.0	0.0	66,176.8	66,952.1
Salvador	0.0	33.7	186.8	4,693.0	3.9	1.9	0.0	4,919.3	5,916.6
Sangiovese *	4,222.8	65.1	2,360.8	468.8	0.0	40.3	0.0	11,196.4	14,140.2
Souzao	22.6	0.0	22.6	0.0	0.0	0.0	0.0	78.3	97.5
Syrah *	11,476.5	4,672.1	20,803.7	6,898.0	6.1	89.5	1,333.8	63,457.7	47,851.7
Tannat	277.2	0.0	4.0	0.0	0.0	0.0	0.0	287.4	184.0
Tempranillo *	1.3	247.0	1,498.2	463.1	0.0	6.8	0.0	2,275.2	3,540.9
Teroldego	0.0	0.0	0.0	0.0	0.0	0.0	0.0	53.8	26.9
Terret Noir	0.0	0.0	0.0	0.0	0.0	0.0	0.0	0.0	1.3
Tinta Barroca	0.0	0.0	0.0	0.0	0.0	0.0	0.0	1.5	0.0
Tinta Cao	2.4	0.0	4.9	0.0	0.0	0.0	0.0	29.0	23.9
Tinta Madeira	0.0	0.0	30.1	0.0	0.0	0.0	0.0	30.8	1.5
Touriga Nacional *	61.9	0.0	27.2	0.0	0.0	0.0	0.0	99.1	48.0
Trousseau *	11.4	0.0	0.0	0.0	0.0	0.0	0.0	29.4	18.4
Zinfandel	128,710.4	39,808.6	65,636.6	20,117.7	107.1	724.9	3,331.5	312,389.9	370,457.8
Other Red 1/	30.9	214.4	241.3	0.0	54.0	0.0	0.0	1,271.1	3,039.5
Total Red	326,130.6	126,068.5	474,601.3	143,302.9	231.4	2,596.2	13,191.8	1,436,231.7	1,517,754.5
TOTAL WINE	474,587.3	215,176.3	866,684.7	280,026.9	257.2	3,863.6	52,300.8	2,485,640.6	2,743,106.0
TOTAL ALL VARIETIES	488,961.8	216,535.2	1,046,881.3	327,238.8	257.2	3,874.0	52,300.8	2,728,804.1	3,223,728.3

* Synonyms for variety names are shown on Page 5.
1/ Other categories include minor and mixed varieties.

**TABLE 5: WEIGHTED AVERAGE DEGREES BRIX FOR ALL GRAPES PURCHASED FOR
WINE, CONCENTRATE, JUICE, VINEGAR, AND BEVERAGE BRANDY BY CALIFORNIA PROCESSORS
FROM THE 2001 CROP BY TYPE, VARIETY, AND REPORTING DISTRICT WHERE GROWN, WITH COMPARISONS**

Type and Variety	1	2	3	4	5	6	7	8	9	10	11	12	13	14	15	16	17	2001 State Total	2000 State Total
Degrees Brix																			
RAISIN GRAPES:																			
Black Corinth *	0.0	0.0	0.0	0.0	0.0	0.0	0.0	0.0	0.0	0.0	0.0	0.0	0.0	0.0	0.0	0.0	0.0	0.0	21.4
Canner	0.0	0.0	0.0	0.0	0.0	0.0	0.0	0.0	0.0	0.0	0.0	0.0	0.0	0.0	0.0	0.0	0.0	0.0	15.6
Dovine	0.0	0.0	0.0	0.0	0.0	0.0	0.0	0.0	0.0	0.0	0.0	0.0	25.6	0.0	0.0	0.0	0.0	25.6	0.0
Fiesta	0.0	0.0	0.0	0.0	0.0	0.0	0.0	0.0	0.0	0.0	0.0	0.0	22.6	0.0	0.0	0.0	0.0	22.6	22.2
Sultana	0.0	0.0	0.0	0.0	0.0	0.0	0.0	0.0	0.0	0.0	0.0	0.0	21.1	0.0	0.0	0.0	0.0	21.1	0.0
Thompson Seedless	0.0	0.0	0.0	0.0	0.0	0.0	0.0	0.0	0.0	0.0	0.0	23.5	22.8	22.4	0.0	0.0	0.0	22.7	21.9
Other Raisin 1/	0.0	0.0	0.0	0.0	0.0	0.0	0.0	0.0	0.0	0.0	0.0	0.0	0.0	0.0	0.0	0.0	0.0	0.0	18.3
Total Raisin	0.0	0.0	0.0	0.0	0.0	0.0	0.0	0.0	0.0	0.0	0.0	23.5	22.8	22.4	0.0	0.0	0.0	22.7	21.9
TABLE GRAPES:																			
Black Monukka	0.0	0.0	0.0	0.0	0.0	0.0	0.0	0.0	0.0	0.0	0.0	0.0	0.0	0.0	0.0	0.0	0.0	0.0	23.0
Black Prince *	0.0	0.0	0.0	0.0	0.0	22.1	0.0	0.0	0.0	0.0	0.0	0.0	0.0	0.0	0.0	26.0	0.0	24.0	24.9
Calmeria	0.0	0.0	0.0	0.0	0.0	0.0	0.0	0.0	0.0	0.0	0.0	0.0	0.0	19.7	0.0	0.0	0.0	19.7	20.7
Cardinal	0.0	0.0	0.0	0.0	0.0	0.0	0.0	0.0	0.0	0.0	0.0	0.0	0.0	18.2	0.0	0.0	0.0	18.2	21.9
Christmas Rose	0.0	0.0	0.0	0.0	0.0	0.0	0.0	0.0	0.0	0.0	0.0	0.0	0.0	22.7	0.0	0.0	0.0	22.7	21.2
Concord	0.0	0.0	0.0	0.0	0.0	0.0	0.0	0.0	0.0	0.0	0.0	0.0	0.0	0.0	0.0	0.0	0.0	0.0	19.6
Emerald Seedless *	0.0	0.0	0.0	0.0	0.0	0.0	0.0	0.0	0.0	0.0	0.0	0.0	0.0	20.3	0.0	0.0	0.0	20.3	0.0
Emperor	0.0	0.0	0.0	0.0	0.0	0.0	0.0	0.0	0.0	0.0	0.0	0.0	0.0	18.2	0.0	0.0	0.0	18.2	16.1
Exotic	0.0	0.0	0.0	0.0	0.0	0.0	0.0	0.0	0.0	0.0	0.0	0.0	0.0	0.0	0.0	0.0	0.0	0.0	19.4
Fantasy Seedless	0.0	0.0	0.0	0.0	0.0	0.0	0.0	0.0	0.0	0.0	0.0	0.0	0.0	0.0	0.0	0.0	0.0	0.0	24.2
Flame Seedless *	0.0	0.0	0.0	0.0	0.0	0.0	0.0	0.0	0.0	0.0	0.0	22.2	23.1	0.0	0.0	0.0	0.0	23.0	23.7
Flame Tokay	0.0	0.0	0.0	0.0	0.0	0.0	0.0	0.0	0.0	0.0	16.5	0.0	0.0	0.0	0.0	0.0	0.0	16.5	16.7
Italia *	0.0	0.0	0.0	0.0	0.0	0.0	0.0	0.0	0.0	0.0	0.0	0.0	0.0	21.6	0.0	0.0	0.0	21.6	21.9
Malaga *	0.0	0.0	0.0	0.0	0.0	0.0	0.0	0.0	0.0	0.0	0.0	0.0	20.9	19.6	0.0	0.0	0.0	20.3	20.0
Marroo	0.0	0.0	0.0	0.0	0.0	0.0	0.0	0.0	0.0	0.0	0.0	0.0	0.0	0.0	0.0	0.0	0.0	0.0	23.3
Perlette	0.0	0.0	0.0	0.0	0.0	0.0	0.0	0.0	0.0	0.0	0.0	0.0	0.0	0.0	0.0	0.0	0.0	0.0	21.2
Red Crimson *	0.0	0.0	0.0	0.0	0.0	0.0	0.0	0.0	0.0	0.0	0.0	0.0	20.7	20.3	0.0	0.0	0.0	20.3	22.8
Red Globe *	0.0	0.0	0.0	0.0	0.0	0.0	0.0	0.0	0.0	0.0	0.0	0.0	0.0	22.0	0.0	0.0	0.0	22.0	21.1
Red Seedless	0.0	0.0	0.0	0.0	0.0	0.0	0.0	0.0	0.0	0.0	0.0	0.0	0.0	21.3	0.0	0.0	0.0	21.3	20.7
Ribier	0.0	0.0	0.0	0.0	0.0	0.0	0.0	0.0	0.0	0.0	0.0	0.0	0.0	18.9	0.0	0.0	0.0	18.9	18.7
Ruby Seedless *	0.0	0.0	0.0	0.0	0.0	0.0	0.0	0.0	0.0	0.0	0.0	0.0	0.0	23.2	0.0	0.0	0.0	23.2	22.8
Sugraone *	0.0	0.0	0.0	0.0	0.0	0.0	0.0	0.0	0.0	0.0	0.0	0.0	0.0	22.2	0.0	0.0	0.0	22.2	0.0
Other Table 1/	0.0	0.0	0.0	0.0	0.0	0.0	0.0	0.0	0.0	0.0	0.0	0.0	22.7	22.1	0.0	0.0	0.0	22.5	23.2
Total Table	0.0	0.0	0.0	0.0	0.0	22.1	0.0	0.0	0.0	0.0	16.5	0.0	22.3	21.5	0.0	26.0	0.0	20.2	19.8
WINE GRAPES (WHITE):																			
Arneis	24.9	0.0	22.0	0.0	0.0	23.8	22.7	0.0	0.0	0.0	0.0	0.0	0.0	0.0	0.0	0.0	0.0	22.8	22.6
Burger *	0.0	0.0	0.0	26.5	0.0	0.0	0.0	0.0	0.0	0.0	16.7	16.5	16.3	15.7	0.0	0.0	0.0	16.3	16.6
Chardonnay *	23.9	23.4	23.7	23.6	24.2	24.2	24.3	24.2	23.9	24.1	24.0	24.2	23.8	24.8	24.0	23.1	24.1	24.1	23.6
Chenin Blanc	23.1	25.3	21.0	23.0	21.6	30.5	23.3	22.4	23.0	0.0	21.0	21.5	20.5	19.6	0.0	21.5	21.4	20.6	20.6
Emerald Riesling	0.0	0.0	0.0	0.0	0.0	0.0	0.0	0.0	0.0	0.0	0.0	0.0	0.0	24.1	0.0	0.0	0.0	24.1	22.1
Flora	0.0	0.0	0.0	21.9	0.0	0.0	0.0	0.0	0.0	0.0	0.0	0.0	0.0	0.0	0.0	0.0	0.0	21.9	23.5
French Colombard	20.8	0.0	20.4	23.5	21.4	0.0	22.8	0.0	0.0	20.6	21.4	21.3	21.4	21.1	0.0	0.0	0.0	21.4	20.9
Gewurztraminer	23.0	22.2	23.5	22.5	0.0	22.6	23.1	23.9	22.9	23.2	25.2	0.0	0.0	0.0	0.0	0.0	24.9	23.3	23.6
Gray Riesling *	0.0	0.0	19.5	0.0	0.0	0.0	0.0	0.0	0.0	21.5	0.0	0.0	0.0	0.0	0.0	0.0	0.0	20.7	21.4
Green Hungarian	20.0	0.0	0.0	0.0	0.0	0.0	0.0	0.0	0.0	0.0	0.0	0.0	0.0	20.3	0.0	0.0	0.0	20.3	19.0
Grenache Blanc	0.0	0.0	0.0	0.0	0.0	0.0	0.0	0.0	23.5	0.0	0.0	0.0	0.0	0.0	0.0	0.0	0.0	23.5	0.0
Kleinberger	0.0	0.0	0.0	0.0	0.0	0.0	0.0	0.0	0.0	0.0	0.0	0.0	0.0	0.0	0.0	0.0	0.0	0.0	20.3
Malvasia Bianca *	0.0	0.0	24.0	25.6	23.1	23.5	22.8	24.3	0.0	0.0	18.1	19.7	21.3	25.4	0.0	0.0	0.0	20.2	19.2
Marsanne	21.3	0.0	21.2	25.1	0.0	21.5	24.3	23.7	0.0	25.0	0.0	0.0	0.0	0.0	0.0	0.0	0.0	23.2	22.8
Melon	0.0	0.0	24.3	0.0	0.0	0.0	0.0	0.0	0.0	0.0	0.0	0.0	0.0	0.0	0.0	0.0	0.0	24.3	24.6
Muscat Blanc *	24.5	24.1	23.6	23.7	0.0	23.3	22.7	24.2	23.2	24.4	23.3	22.7	22.4	23.7	0.0	23.1	22.3	22.9	23.3
Muscat Orange	25.0	0.0	0.0	0.0	0.0	23.3	22.4	23.2	25.1	25.9	23.0	23.5	22.5	0.0	0.0	0.0	0.0	23.4	22.9
Muscat of Alexandria	0.0	0.0	0.0	0.0	0.0	0.0	0.0	0.0	23.7	0.0	0.0	0.0	23.5	22.5	0.0	23.8	0.0	23.1	22.0
Palomino *	0.0	0.0	19.9	0.0	0.0	22.3	0.0	0.0	0.0	0.0	0.0	0.0	21.5	0.0	0.0	22.2	0.0	21.5	20.2
Pedro Ximenes	0.0	0.0	0.0	0.0	0.0	0.0	0.0	0.0	0.0	0.0	0.0	0.0	0.0	0.0	0.0	26.0	0.0	26.0	0.0
Pinot Blanc	23.9	22.1	22.8	21.1	0.0	23.3	22.8	23.6	0.0	0.0	0.0	0.0	0.0	0.0	0.0	0.0	0.0	22.9	22.1
Pinot Gris *	22.9	0.0	22.8	23.4	21.0	22.8	22.7	23.3	23.0	24.4	23.4	22.0	0.0	21.0	0.0	0.0	21.2	22.3	23.0
Roussanne	23.7	0.0	24.8	24.8	0.0	25.0	23.1	23.7	0.0	23.9	0.0	0.0	0.0	0.0	0.0	23.2	24.0	23.8	23.3
Sauvignon Blanc	22.6	22.8	22.8	23.4	22.2	23.5	23.6	23.6	23.2	24.3	22.6	22.4	23.3	22.1	0.0	22.9	23.1	22.9	22.7
Sauvignon Musque	0.0	23.5	23.0	23.8	0.0	25.8	0.0	0.0	0.0	0.0	0.0	0.0	0.0	0.0	0.0	0.0	0.0	23.5	22.5
Sauvignon Vert *	0.0	0.0	23.2	22.3	0.0	0.0	0.0	0.0	0.0	0.0	0.0	0.0	0.0	0.0	0.0	0.0	0.0	22.6	24.3
Scheurebe	0.0	0.0	0.0	0.0	0.0	0.0	0.0	0.0	0.0	0.0	0.0	0.0	0.0	0.0	0.0	0.0	0.0	0.0	23.0
Semillon	20.8	23.7	22.6	23.1	23.9	23.1	23.8	23.0	0.0	22.9	21.3	21.9	23.0	24.0	0.0	22.8	0.0	22.5	22.1
St. Emilion *	0.0	0.0	0.0	0.0	0.0	0.0	0.0	0.0	0.0	0.0	0.0	0.0	18.9	0.0	22.0	0.0	0.0	19.0	19.7
Sylvaner	0.0	0.0	0.0	0.0	0.0	0.0	0.0	21.1	0.0	0.0	0.0	0.0	0.0	0.0	0.0	0.0	0.0	21.1	20.6
Symphony	0.0	0.0	0.0	0.0	23.1	0.0	0.0	0.0	24.0	0.0	23.0	20.4	23.2	23.7	0.0	0.0	21.3	22.9	23.3
Tocai Friulano	24.2	0.0	23.0	0.0	0.0	26.4	24.6	23.8	0.0	0.0	0.0	0.0	0.0	0.0	0.0	0.0	0.0	24.6	23.7

TABLE 6: WEIGHTED AVERAGE GROWER RETURNS PER TON DELIVERED BASIS PURCHASED FOR WINE, CONCENTRATE, JUICE, VINEGAR, AND BEVERAGE BRANDY BY CALIFORNIA PROCESSORS FROM THE 2001 CROP BY TYPE, VARIETY, AND REPORTING DISTRICT WHERE GROWN, WITH COMPARISONS

Type and Variety	1	2	3	4	5	6	7	8	9	10
	Dollars									
RAISIN GRAPES:										
Black Corinth *	0.00	0.00	0.00	0.00	0.00	0.00	0.00	0.00	0.00	0.00
Canner	0.00	0.00	0.00	0.00	0.00	0.00	0.00	0.00	0.00	0.00
Dovine	0.00	0.00	0.00	0.00	0.00	0.00	0.00	0.00	0.00	0.00
Fiesta	0.00	0.00	0.00	0.00	0.00	0.00	0.00	0.00	0.00	0.00
Sultana	0.00	0.00	0.00	0.00	0.00	0.00	0.00	0.00	0.00	0.00
Thompson Seedless	0.00	0.00	0.00	0.00	0.00	0.00	0.00	0.00	0.00	0.00
Other Raisin 1/	0.00	0.00	0.00	0.00	0.00	0.00	0.00	0.00	0.00	0.00
Total Raisin	0.00	0.00	0.00	0.00	0.00	0.00	0.00	0.00	0.00	0.00
TABLE GRAPES:										
Black Monukka	0.00	0.00	0.00	0.00	0.00	0.00	0.00	0.00	0.00	0.00
Black Prince *	0.00	0.00	0.00	0.00	0.00	600.00	0.00	0.00	0.00	0.00
Calmeria	0.00	0.00	0.00	0.00	0.00	0.00	0.00	0.00	0.00	0.00
Cardinal	0.00	0.00	0.00	0.00	0.00	0.00	0.00	0.00	0.00	0.00
Christmas Rose	0.00	0.00	0.00	0.00	0.00	0.00	0.00	0.00	0.00	0.00
Concord	0.00	0.00	0.00	0.00	0.00	0.00	0.00	0.00	0.00	0.00
Emerald Seedless *	0.00	0.00	0.00	0.00	0.00	0.00	0.00	0.00	0.00	0.00
Emperor	0.00	0.00	0.00	0.00	0.00	0.00	0.00	0.00	0.00	0.00
Exotic	0.00	0.00	0.00	0.00	0.00	0.00	0.00	0.00	0.00	0.00
Fantasy Seedless	0.00	0.00	0.00	0.00	0.00	0.00	0.00	0.00	0.00	0.00
Flame Seedless *	0.00	0.00	0.00	0.00	0.00	0.00	0.00	0.00	0.00	0.00
Flame Tokay	0.00	0.00	0.00	0.00	0.00	0.00	0.00	0.00	0.00	0.00
Italia *	0.00	0.00	0.00	0.00	0.00	0.00	0.00	0.00	0.00	0.00
Malaga *	0.00	0.00	0.00	0.00	0.00	0.00	0.00	0.00	0.00	0.00
Marroo	0.00	0.00	0.00	0.00	0.00	0.00	0.00	0.00	0.00	0.00
Perlette	0.00	0.00	0.00	0.00	0.00	0.00	0.00	0.00	0.00	0.00
Red Crimson *	0.00	0.00	0.00	0.00	0.00	0.00	0.00	0.00	0.00	0.00
Red Globe *	0.00	0.00	0.00	0.00	0.00	0.00	0.00	0.00	0.00	0.00
Red Seedless	0.00	0.00	0.00	0.00	0.00	0.00	0.00	0.00	0.00	0.00
Ribier	0.00	0.00	0.00	0.00	0.00	0.00	0.00	0.00	0.00	0.00
Ruby Seedless *	0.00	0.00	0.00	0.00	0.00	0.00	0.00	0.00	0.00	0.00
Sugraone *	0.00	0.00	0.00	0.00	0.00	0.00	0.00	0.00	0.00	0.00
Other Table 1/	0.00	0.00	0.00	0.00	0.00	0.00	0.00	0.00	0.00	0.00
Total Table	0.00	0.00	0.00	0.00	0.00	600.00	0.00	0.00	0.00	0.00
WINE GRAPES (WHITE):										
Arneis	1,566.67	0.00	2,051.51	0.00	0.00	1,550.00	1,666.09	0.00	0.00	0.00
Burger *	0.00	0.00	0.00	2,842.00	0.00	0.00	0.00	0.00	0.00	0.00
Chardonnay *	1,260.81	1,205.87	1,908.66	2,295.75	898.19	1,311.37	1,124.18	1,579.76	495.88	1,209.75
Chenin Blanc	742.42	200.00	661.50	1,042.40	358.03	2,338.00	116.81	652.69	236.84	0.00
Emerald Riesling	0.00	0.00	0.00	0.00	0.00	0.00	0.00	0.00	0.00	0.00
Flora	0.00	0.00	0.00	1,545.99	0.00	0.00	0.00	0.00	0.00	0.00
French Colombard	589.54	0.00	573.81	1,000.00	294.83	0.00	234.76	0.00	0.00	300.00
Gewurztraminer	1,024.31	800.00	1,487.94	1,262.72	0.00	1,079.92	961.10	884.55	950.00	916.67
Gray Riesling *	0.00	0.00	1,111.00	0.00	0.00	0.00	0.00	0.00	0.00	0.00
Green Hungarian	600.00	0.00	0.00	0.00	0.00	0.00	0.00	0.00	0.00	0.00
Grenache Blanc	0.00	0.00	0.00	0.00	0.00	0.00	0.00	0.00	1,000.00	0.00
Kleinberger	0.00	0.00	0.00	0.00	0.00	0.00	0.00	0.00	0.00	0.00
Malvasia Bianca *	0.00	0.00	1,700.00	2,000.00	725.00	800.00	911.09	1,558.62	0.00	0.00
Marsanne	1,800.00	0.00	1,880.62	2,000.00	0.00	1,480.28	1,353.50	1,029.82	0.00	1,300.60
Melon	0.00	0.00	1,848.14	0.00	0.00	0.00	0.00	0.00	0.00	0.00
Muscat Blanc *	1,414.50	1,049.82	1,881.82	1,549.77	0.00	1,300.00	942.47	826.26	1,050.00	1,076.52
Muscat Orange	1,545.56	0.00	0.00	0.00	0.00	1,300.00	1,431.84	1,160.34	700.00	799.15
Muscat of Alexandria	0.00	0.00	0.00	0.00	0.00	0.00	0.00	0.00	850.00	0.00
Palomino *	0.00	0.00	550.00	0.00	0.00	800.00	0.00	0.00	0.00	0.00
Pedro Ximenes	0.00	0.00	0.00	0.00	0.00	0.00	0.00	0.00	0.00	0.00
Pinot Blanc	1,680.48	1,225.00	1,790.41	1,576.44	0.00	1,350.00	498.91	1,559.57	0.00	0.00
Pinot Gris *	1,468.33	0.00	1,816.72	1,923.92	657.31	1,388.25	1,275.82	1,494.50	1,382.61	1,210.17
Roussanne	1,800.00	0.00	1,906.74	1,582.75	0.00	1,300.00	1,663.93	2,010.72	0.00	1,205.96
Sauvignon Blanc	1,113.65	1,029.43	1,509.56	1,585.37	595.24	704.80	871.17	969.61	593.61	693.74
Sauvignon Musque	0.00	900.00	1,642.58	2,007.54	0.00	800.00	0.00	0.00	0.00	0.00
Sauvignon Vert *	0.00	0.00	1,200.00	1,617.41	0.00	0.00	0.00	0.00	0.00	0.00
Scheurebe	0.00	0.00	0.00	0.00	0.00	0.00	0.00	0.00	0.00	0.00
Semillon	1,096.01	933.83	1,604.60	1,992.31	775.00	1,033.40	1,212.56	692.50	0.00	759.73
St. Emilion *	0.00	0.00	0.00	0.00	0.00	0.00	0.00	0.00	0.00	0.00
Sylvaner	0.00	0.00	0.00	0.00	0.00	0.00	0.00	851.48	0.00	0.00
Symphony	0.00	0.00	0.00	0.00	275.00	0.00	0.00	0.00	275.00	0.00
Tocai Friulano	1,568.81	0.00	1,600.00	0.00	0.00	1,550.00	1,483.91	1,741.07	0.00	0.00

**TABLE 6: WEIGHTED AVERAGE GROWER RETURNS PER TON DELIVERED BASIS PURCHASED FOR
WINE, CONCENTRATE, JUICE, VINEGAR, AND BEVERAGE BRANDY BY CALIFORNIA PROCESSORS
FROM THE 2001 CROP BY TYPE, VARIETY, AND REPORTING DISTRICT WHERE GROWN, WITH COMPARISONS**

Type and Variety	11	12	13	14	15	16	17	2001 State Total	2000 State Total
	Dollars								
RAISIN GRAPES:									
Black Corinth *	0.00	0.00	0.00	0.00	0.00	0.00	0.00	0.00	124.99
Canner	0.00	0.00	0.00	0.00	0.00	0.00	0.00	0.00	30.00
Dovine	0.00	0.00	75.00	0.00	0.00	0.00	0.00	75.00	0.00
Fiesta	0.00	0.00	76.31	0.00	0.00	0.00	0.00	76.31	127.15
Sultana	0.00	0.00	73.79	0.00	0.00	0.00	0.00	73.79	0.00
Thompson Seedless	0.00	115.49	85.58	87.26	0.00	0.00	0.00	86.00	125.01
Other Raisin 1/	0.00	0.00	0.00	0.00	0.00	0.00	0.00	0.00	146.90
Total Raisin	0.00	115.49	85.19	87.26	0.00	0.00	0.00	85.65	125.09
TABLE GRAPES:									
Black Monukka	0.00	0.00	0.00	0.00	0.00	0.00	0.00	0.00	100.00
Black Prince *	0.00	0.00	0.00	0.00	0.00	275.00	0.00	443.52	442.14
Calmeria	0.00	0.00	0.00	65.00	0.00	0.00	0.00	65.00	92.00
Cardinal	0.00	0.00	0.00	59.15	0.00	0.00	0.00	59.15	107.48
Christmas Rose	0.00	0.00	0.00	71.50	0.00	0.00	0.00	71.50	65.79
Concord	0.00	0.00	0.00	0.00	0.00	0.00	0.00	0.00	200.00
Emerald Seedless *	0.00	0.00	0.00	65.98	0.00	0.00	0.00	65.98	0.00
Emperor	0.00	0.00	0.00	59.15	0.00	0.00	0.00	59.15	40.96
Exotic	0.00	0.00	0.00	0.00	0.00	0.00	0.00	0.00	95.47
Fantasy Seedless	0.00	0.00	0.00	0.00	0.00	0.00	0.00	0.00	86.63
Flame Seedless *	0.00	0.00	75.00	71.21	0.00	0.00	0.00	71.51	98.11
Flame Tokay	97.62	0.00	0.00	0.00	0.00	0.00	0.00	97.62	136.98
Italia *	0.00	0.00	0.00	70.20	0.00	0.00	0.00	70.20	50.00
Malaga *	0.00	0.00	100.64	180.00	0.00	0.00	0.00	135.62	111.43
Marroo	0.00	0.00	0.00	0.00	0.00	0.00	0.00	0.00	91.32
Perlette	0.00	0.00	0.00	0.00	0.00	0.00	0.00	0.00	105.33
Red Crimson *	0.00	0.00	80.00	66.08	0.00	0.00	0.00	66.90	80.67
Red Globe *	0.00	0.00	0.00	71.20	0.00	0.00	0.00	71.20	82.12
Red Seedless	0.00	0.00	0.00	69.55	0.00	0.00	0.00	69.55	92.00
Ribier	0.00	0.00	0.00	61.43	0.00	0.00	0.00	61.43	150.00
Ruby Seedless *	0.00	0.00	0.00	71.50	0.00	0.00	0.00	71.50	135.24
Sugraone *	0.00	0.00	0.00	71.50	0.00	0.00	0.00	71.50	0.00
Other Table 1/	0.00	0.00	75.06	122.67	0.00	0.00	0.00	88.07	94.54
Total Table	97.62	0.00	80.13	83.80	0.00	275.00	0.00	87.16	117.96
WINE GRAPES (WHITE):									
Arneis	0.00	0.00	0.00	0.00	0.00	0.00	0.00	1,825.39	1,538.47
Burger *	136.77	184.96	174.37	178.21	0.00	0.00	0.00	167.49	174.20
Chardonnay *	453.46	321.17	269.02	197.25	1,257.00	851.42	591.24	845.83	895.07
Chenin Blanc	142.39	211.66	144.97	131.44	0.00	600.00	366.28	174.21	215.88
Emerald Riesling	0.00	0.00	0.00	182.44	0.00	0.00	0.00	182.44	185.00
Flora	0.00	0.00	0.00	0.00	0.00	0.00	0.00	1,545.99	668.03
French Colombard	189.96	134.26	122.64	132.61	0.00	0.00	0.00	129.37	150.19
Gewurztraminer	550.00	0.00	0.00	0.00	0.00	0.00	600.00	991.34	908.41
Gray Riesling *	250.00	0.00	0.00	0.00	0.00	0.00	0.00	610.95	722.70
Green Hungarian	0.00	0.00	0.00	220.00	0.00	0.00	0.00	231.80	238.96
Grenache Blanc	0.00	0.00	0.00	0.00	0.00	0.00	0.00	1,000.00	0.00
Kleinberger	0.00	0.00	0.00	0.00	0.00	0.00	0.00	0.00	1,000.00
Malvasia Bianca *	226.40	237.05	180.05	180.00	0.00	0.00	0.00	247.80	282.32
Marsanne	0.00	0.00	0.00	0.00	0.00	0.00	0.00	1,467.38	1,505.75
Melon	0.00	0.00	0.00	0.00	0.00	0.00	0.00	1,848.14	1,658.89
Muscat Blanc *	386.19	188.35	195.57	125.00	0.00	835.17	600.00	428.69	518.27
Muscat Orange	611.12	600.00	355.39	0.00	0.00	0.00	0.00	754.35	730.16
Muscat of Alexandria	0.00	0.00	190.53	150.54	0.00	645.90	0.00	173.30	207.93
Palomino *	0.00	0.00	106.22	0.00	0.00	159.29	0.00	113.27	136.26
Pedro Ximenes	0.00	0.00	0.00	0.00	0.00	150.00	0.00	150.00	0.00
Pinot Blanc	0.00	0.00	0.00	0.00	0.00	0.00	0.00	1,091.72	1,370.00
Pinot Gris *	613.96	534.02	0.00	646.87	0.00	0.00	656.56	928.34	846.11
Roussanne	0.00	0.00	0.00	0.00	0.00	1,000.00	900.00	1,768.81	1,737.48
Sauvignon Blanc	557.15	449.60	300.61	298.84	0.00	860.02	535.52	868.18	839.54
Sauvignon Musque	0.00	0.00	0.00	0.00	0.00	0.00	0.00	1,718.66	1,567.10
Sauvignon Vert *	0.00	0.00	0.00	0.00	0.00	0.00	0.00	1,484.60	776.80
Scheurebe	0.00	0.00	0.00	0.00	0.00	0.00	0.00	0.00	4,504.12
Semillon	500.00	500.00	341.70	235.35	0.00	800.00	0.00	630.28	603.38
St. Emilion *	0.00	0.00	169.59	0.00	600.00	0.00	0.00	177.39	208.84
Sylvaner	0.00	0.00	0.00	0.00	0.00	0.00	0.00	851.48	851.48
Symphony	331.60	450.00	207.64	317.12	0.00	0.00	311.33	255.35	281.13
Tocal Friulano	0.00	0.00	0.00	0.00	0.00	0.00	0.00	1,567.79	1,584.56

**TABLE 6: WEIGHTED AVERAGE GROWER RETURNS PER TON DELIVERED BASIS PURCHASED FOR
WINE, CONCENTRATE, JUICE, VINEGAR, AND BEVERAGE BRANDY BY CALIFORNIA PROCESSORS
FROM THE 2001 CROP BY TYPE, VARIETY, AND REPORTING DISTRICT WHERE GROWN, WITH COMPARISONS**

Type and Variety	1	2	3	4	5	6	7	8	9	10
	Dollars									
WINE GRAPES (WHITE): (Cont'd.)										
Verdelho	0.00	0.00	0.00	0.00	0.00	1,000.00	0.00	1,700.00	0.00	0.00
Vernaccia	0.00	0.00	2,252.83	0.00	0.00	1,650.00	0.00	0.00	0.00	0.00
Viognier	1,589.29	1,600.00	2,171.94	2,272.97	744.31	1,054.23	1,078.63	1,521.21	0.00	1,309.39
White Riesling *	1,047.14	862.96	1,782.15	1,719.99	0.00	800.00	863.54	821.02	1,100.00	717.54
Other White 1/	0.00	0.00	734.62	2,200.00	0.00	1,200.00	739.90	0.00	0.00	1,320.71
Total White	1,212.75	1,054.70	1,830.13	2,048.80	742.87	1,216.97	1,033.36	1,407.57	483.42	1,030.27
WINE GRAPES (RED):										
Aglianico	0.00	0.00	0.00	0.00	0.00	0.00	0.00	0.00	0.00	1,250.00
Aleatico	0.00	0.00	2,520.00	0.00	0.00	0.00	0.00	0.00	0.00	0.00
Alicante Bouschet *	0.00	0.00	1,878.69	0.00	800.00	869.88	0.00	1,350.00	0.00	1,312.31
Alvarelhao	0.00	0.00	0.00	0.00	0.00	0.00	0.00	1,250.00	0.00	1,229.41
Barbera	1,831.93	1,593.60	2,150.89	1,938.21	0.00	837.64	1,661.24	1,141.17	0.00	1,131.50
Blaufraenkisch	0.00	0.00	0.00	0.00	0.00	0.00	0.00	2,000.00	0.00	0.00
Cabernet Franc	1,618.71	1,689.22	2,422.81	3,340.53	1,689.83	1,693.77	1,271.60	1,403.92	0.00	1,442.41
Cabernet Sauvignon	2,020.11	1,722.40	2,701.65	3,728.56	904.58	1,356.09	1,252.58	1,314.69	740.07	1,254.93
Carignane	727.06	0.00	1,529.01	1,729.40	461.34	804.52	700.00	0.00	0.00	1,055.74
Carmine	0.00	0.00	0.00	0.00	0.00	0.00	500.00	0.00	600.00	0.00
Carnelian	0.00	0.00	0.00	0.00	0.00	0.00	0.00	0.00	0.00	0.00
Centurian	0.00	0.00	0.00	0.00	0.00	0.00	0.00	0.00	0.00	0.00
Charbono	1,761.33	0.00	0.00	2,182.60	0.00	900.00	855.16	0.00	0.00	1,156.05
Cinsaut *	2,100.00	0.00	1,775.84	0.00	0.00	850.00	1,089.39	1,151.16	0.00	949.35
Counoise	3,000.00	0.00	0.00	0.00	0.00	1,300.00	0.00	1,578.76	0.00	0.00
De Chaunac	0.00	0.00	2,000.00	0.00	0.00	0.00	0.00	0.00	0.00	0.00
Dolcetto	1,959.24	0.00	2,317.38	2,116.72	2,315.25	2,000.00	1,423.63	1,399.73	0.00	1,605.37
Durif	0.00	0.00	0.00	0.00	0.00	0.00	0.00	0.00	0.00	0.00
Early Burgundy	0.00	0.00	1,000.00	1,000.00	0.00	0.00	0.00	0.00	0.00	0.00
Freisa	0.00	0.00	2,333.99	0.00	0.00	1,550.00	1,665.81	0.00	0.00	0.00
Gamay (Napa) *	813.39	700.00	1,194.42	932.73	759.33	0.00	830.83	815.62	1,000.00	0.00
Gamay Beaujolais	0.00	0.00	1,000.00	800.00	0.00	0.00	0.00	0.00	0.00	0.00
Graciano	0.00	0.00	0.00	0.00	0.00	0.00	0.00	0.00	0.00	0.00
Grand Noir	0.00	0.00	0.00	0.00	0.00	1,300.00	0.00	0.00	0.00	0.00
Grenache *	1,837.70	1,545.83	2,286.95	3,145.60	500.00	1,150.05	553.04	1,608.15	938.46	785.06
Lagrein	0.00	0.00	0.00	0.00	0.00	0.00	1,400.00	1,611.02	0.00	0.00
Malbec	1,861.54	1,800.00	2,500.79	3,001.80	0.00	1,785.00	1,284.55	1,290.34	961.91	1,172.20
Marechal Foch *	0.00	0.00	2,000.00	0.00	0.00	0.00	0.00	0.00	0.00	0.00
Mataro *	2,172.00	0.00	2,351.91	2,793.83	500.00	1,887.63	1,345.75	1,691.64	792.86	1,335.19
Merlot	1,746.77	1,376.01	2,138.07	2,748.57	1,171.85	1,214.10	1,253.72	1,303.38	716.67	1,387.41
Meunier *	1,400.00	0.00	2,004.53	1,515.54	0.00	0.00	0.00	0.00	0.00	0.00
Mission	0.00	0.00	0.00	0.00	0.00	0.00	0.00	0.00	0.00	500.00
Montepulciano	1,700.00	0.00	0.00	0.00	0.00	0.00	0.00	0.00	985.00	0.00
Muscat Hamburg *	0.00	0.00	0.00	0.00	0.00	1,000.00	0.00	0.00	0.00	632.95
Nebbiolo	1,683.12	1,800.00	2,439.19	2,757.35	0.00	1,736.05	4,215.18	1,459.05	0.00	1,214.19
Negrette *	0.00	0.00	0.00	0.00	0.00	0.00	2,142.58	0.00	0.00	0.00
Negroamaro	1,700.00	0.00	0.00	0.00	0.00	0.00	0.00	0.00	0.00	0.00
Petit Verdot	2,201.89	1,918.02	2,429.98	4,340.29	0.00	1,789.47	1,444.57	1,376.63	883.23	1,659.67
Petite Sirah	1,953.10	1,944.55	2,379.44	2,980.59	1,502.49	1,215.51	590.61	1,172.08	1,040.02	1,541.18
Pfeffer Cabernet	0.00	0.00	0.00	0.00	0.00	1,200.00	1,864.79	0.00	0.00	0.00
Pinot Noir	1,753.52	0.00	2,224.55	2,151.07	845.47	2,016.91	1,488.26	2,259.32	1,775.91	1,128.07
Pinotage	1,500.00	0.00	1,155.00	2,000.00	0.00	0.00	0.00	0.00	0.00	1,250.00
Portugieser Blauer *	1,200.00	0.00	0.00	0.00	0.00	0.00	0.00	0.00	0.00	0.00
Primitivo	0.00	0.00	2,448.15	1,540.00	1,150.00	0.00	1,425.00	1,630.20	0.00	849.07
Refosco *	0.00	0.00	1,000.00	0.00	0.00	2,000.00	1,771.83	1,356.34	0.00	0.00
Royalty	0.00	0.00	0.00	0.00	0.00	0.00	0.00	0.00	0.00	0.00
Rubired *	0.00	0.00	0.00	0.00	0.00	0.00	0.00	0.00	0.00	0.00
Ruby Cabernet	0.00	0.00	2,100.00	0.00	0.00	0.00	0.00	0.00	0.00	0.00
Salvador	0.00	0.00	0.00	0.00	0.00	0.00	0.00	0.00	0.00	0.00
Sangiovese *	1,514.52	1,630.04	2,020.35	2,203.75	1,869.05	1,213.58	1,229.13	1,341.17	802.16	1,151.47
Souzao	0.00	500.00	0.00	0.00	0.00	1,300.00	1,819.77	1,335.12	0.00	756.02
Syrah *	1,815.30	1,500.52	2,259.73	2,605.03	1,359.41	1,226.84	1,313.24	1,438.06	523.55	1,248.48
Tannat	0.00	0.00	2,000.00	0.00	0.00	0.00	0.00	0.00	0.00	0.00
Tempranillo *	0.00	1,650.00	0.00	3,225.00	0.00	1,367.17	1,300.00	1,688.26	0.00	1,286.75
Teroldego	0.00	0.00	2,616.91	1,800.00	0.00	1,871.72	1,900.00	1,000.00	0.00	950.00
Terret Noir	0.00	0.00	0.00	0.00	0.00	0.00	0.00	0.00	0.00	0.00
Tinta Barroca	0.00	0.00	0.00	0.00	0.00	0.00	0.00	0.00	0.00	1,250.00
Tinta Cao	0.00	500.00	0.00	0.00	0.00	0.00	0.00	1,321.74	0.00	1,051.52
Tinta Madeira	0.00	500.00	0.00	0.00	0.00	0.00	0.00	0.00	0.00	0.00
Touriga Nacional *	0.00	500.00	0.00	100.00	0.00	1,000.00	0.00	1,400.04	0.00	900.00
Trousseau *	0.00	0.00	0.00	0.00	0.00	0.00	2,013.15	0.00	0.00	0.00
Zinfandel	1,614.25	934.82	2,456.63	2,064.97	755.89	1,235.09	1,053.57	888.60	357.00	1,044.18
Other Red 1/	1,006.76	0.00	2,628.59	2,675.44	0.00	500.00	858.01	1,586.49	473.94	1,181.64
Total Red	1,684.40	1,478.77	2,368.74	3,107.13	991.71	1,297.85	1,281.12	1,324.94	488.72	1,123.43
TOTAL WINE	1,465.63	1,287.80	2,158.97	2,827.06	857.69	1,261.46	1,136.78	1,353.30	487.34	1,113.02
TOTAL ALL VARIETIES	1,465.63	1,287.80	2,158.97	2,827.06	857.69	1,261.04	1,136.78	1,353.30	487.34	1,113.02

TABLE 6: WEIGHTED AVERAGE GROWER RETURNS PER TON DELIVERED BASIS PURCHASED FOR WINE, CONCENTRATE, JUICE, VINEGAR, AND BEVERAGE BRANDY BY CALIFORNIA PROCESSORS FROM THE 2001 CROP BY TYPE, VARIETY, AND REPORTING DISTRICT WHERE GROWN, WITH COMPARISONS

Type and Variety	11	12	13	14	15	16	17	2001 State Total	2000 State Total
	Dollars								
WINE GRAPES (WHITE): (Cont'd.)									
Verdelho	850.00	0.00	0.00	0.00	0.00	0.00	0.00	1,371.43	1,005.08
Vernaccia	0.00	0.00	0.00	0.00	0.00	0.00	0.00	2,033.32	2,030.90
Viognier	555.06	478.93	435.03	0.00	1,257.00	897.46	880.94	967.84	1,029.95
White Riesling *	198.21	0.00	225.00	0.00	0.00	791.32	0.00	895.10	887.07
Other White 1/	1,200.00	0.00	67.71	202.38	0.00	0.00	75.00	355.19	140.94
Total White	422.37	244.44	153.85	160.38	727.33	815.20	546.20	491.28	499.99
WINE GRAPES (RED):									
Aglianico	0.00	0.00	0.00	0.00	0.00	0.00	0.00	1,250.00	1,267.86
Aleatico	0.00	0.00	350.00	0.00	0.00	0.00	0.00	1,275.08	651.50
Alicante Bouschet *	624.51	1,392.70	230.79	130.00	0.00	275.00	1,007.90	337.06	324.41
Alvarelhao	656.67	0.00	0.00	0.00	0.00	0.00	0.00	840.14	764.62
Barbera	569.27	176.38	192.55	141.54	0.00	838.24	0.00	219.55	229.33
Blaufraenkisch	0.00	0.00	0.00	0.00	0.00	0.00	0.00	2,000.00	2,000.00
Cabernet Franc	468.89	0.00	0.00	150.00	0.00	1,003.19	0.00	1,482.55	1,529.12
Cabernet Sauvignon	507.50	330.90	285.04	123.78	1,500.00	934.14	674.71	1,068.82	1,047.67
Carignane	242.95	149.89	129.44	121.84	0.00	345.15	750.00	204.51	294.48
Carmine	0.00	0.00	321.93	296.67	0.00	0.00	0.00	314.46	322.18
Carnelian	0.00	0.00	180.25	220.03	0.00	0.00	0.00	194.84	207.70
Centurian	0.00	0.00	259.30	0.00	0.00	0.00	0.00	259.30	291.99
Charbono	900.00	0.00	0.00	0.00	0.00	0.00	0.00	1,874.85	1,878.39
Cinsaut *	707.69	0.00	0.00	77.66	900.00	899.92	1,000.00	487.99	254.03
Counoise	0.00	0.00	0.00	0.00	0.00	0.00	0.00	1,408.15	1,139.06
De Chaunac	0.00	0.00	0.00	0.00	0.00	0.00	0.00	2,000.00	0.00
Dolcetto	899.07	0.00	0.00	0.00	0.00	0.00	0.00	1,851.60	1,843.70
Durif	0.00	0.00	0.00	0.00	0.00	0.00	0.00	0.00	1,000.00
Early Burgundy	600.00	0.00	0.00	0.00	0.00	0.00	0.00	925.00	765.77
Freisa	0.00	0.00	0.00	0.00	0.00	0.00	0.00	1,850.49	2,554.63
Gamay (Napa) *	600.00	0.00	190.38	223.50	0.00	0.00	350.00	566.87	576.44
Gamay Beaujolais	0.00	0.00	0.00	0.00	0.00	850.00	0.00	823.29	0.00
Graciano	1,200.00	0.00	0.00	0.00	0.00	0.00	0.00	1,200.00	0.00
Grand Noir	0.00	0.00	0.00	0.00	0.00	0.00	0.00	1,300.00	1,250.00
Grenache *	234.05	134.37	144.07	121.04	711.55	277.46	669.74	156.58	169.80
Lagrein	0.00	0.00	389.26	0.00	0.00	0.00	0.00	661.32	696.13
Malbec	577.65	0.00	1,000.00	0.00	0.00	1,000.00	0.00	1,103.04	1,129.72
Marechal Foch *	0.00	0.00	0.00	0.00	0.00	0.00	0.00	2,000.00	0.00
Mataro *	677.06	0.00	0.00	0.00	557.30	375.17	891.22	1,669.44	1,512.25
Merlot	551.46	396.95	311.43	322.38	1,257.00	1,146.43	649.95	1,006.65	950.61
Meunier *	0.00	0.00	0.00	0.00	0.00	0.00	0.00	1,817.25	1,909.88
Mission	0.00	168.19	158.61	172.39	0.00	100.00	0.00	160.97	159.85
Montepulciano	0.00	0.00	0.00	0.00	0.00	0.00	0.00	1,385.76	1,700.00
Muscat Hamburg *	600.00	550.00	0.00	0.00	0.00	0.00	0.00	633.40	579.36
Nebbiolo	0.00	0.00	250.00	0.00	0.00	900.00	0.00	1,790.63	1,503.67
Negrette *	0.00	0.00	0.00	0.00	0.00	0.00	0.00	2,142.58	2,050.96
Negroamaro	0.00	0.00	0.00	0.00	0.00	0.00	0.00	1,700.00	0.00
Petit Verdot	421.88	0.00	0.00	0.00	0.00	0.00	0.00	1,779.74	2,064.41
Petite Sirah	603.74	493.02	323.87	250.00	400.00	1,200.00	1,089.46	1,014.97	1,037.17
Pfeffer Cabernet	0.00	0.00	0.00	0.00	0.00	0.00	0.00	1,724.44	1,200.00
Pinot Noir	452.86	406.61	302.50	0.00	0.00	0.00	672.13	1,855.74	1,779.86
Pinotage	0.00	0.00	0.00	0.00	0.00	0.00	0.00	1,305.29	1,577.27
Portugieser Blauer *	0.00	0.00	0.00	0.00	0.00	0.00	0.00	1,200.00	1,193.30
Primitivo	300.00	0.00	0.00	0.00	0.00	0.00	0.00	593.61	604.32
Refosco *	250.00	0.00	0.00	0.00	0.00	0.00	0.00	487.88	658.15
Royalty	0.00	194.70	132.53	320.75	0.00	0.00	0.00	190.94	240.85
Rubired *	258.06	133.74	188.95	173.49	0.00	0.00	0.00	182.00	252.10
Ruby Cabernet	225.00	257.58	246.09	237.79	0.00	0.00	0.00	245.00	260.13
Salvador	0.00	150.00	75.00	218.71	500.00	900.00	0.00	213.27	271.23
Sangiovese *	438.97	75.00	189.87	86.70	0.00	901.74	0.00	792.87	742.65
Souzao	655.20	0.00	515.00	0.00	0.00	0.00	0.00	961.22	761.81
Syrah *	622.80	400.38	204.61	342.55	919.82	1,188.21	797.08	720.64	756.54
Tannat	350.00	0.00	250.00	0.00	0.00	0.00	0.00	384.20	302.50
Tempranillo *	1,153.85	140.89	274.53	403.69	0.00	1,000.00	0.00	318.03	262.36
Teroldego	0.00	0.00	0.00	0.00	0.00	0.00	0.00	1,801.35	1,887.18
Terret Noir	0.00	0.00	0.00	0.00	0.00	0.00	0.00	0.00	900.00
Tinta Barroca	0.00	0.00	0.00	0.00	0.00	0.00	0.00	1,250.00	0.00
Tinta Cao	500.00	0.00	515.00	0.00	0.00	0.00	0.00	949.36	872.80
Tinta Madeira	0.00	0.00	515.00	0.00	0.00	0.00	0.00	514.66	1,450.00
Touriga Nacional *	648.79	0.00	495.79	0.00	0.00	0.00	0.00	651.02	764.38
Trousseau *	676.97	0.00	0.00	0.00	0.00	0.00	0.00	1,495.04	1,468.04
Zinfandel	454.70	291.95	241.02	272.40	969.02	587.25	382.82	526.55	464.15
Other Red 1/	860.19	105.32	74.45	0.00	321.90	0.00	0.00	995.07	276.79
Total Red	490.25	289.99	209.79	207.56	749.53	829.03	634.94	680.45	627.97
TOTAL WINE	469.02	271.13	184.48	184.52	747.30	824.50	568.58	600.59	570.80
TOTAL ALL VARIETIES	458.10	270.15	167.34	170.24	747.30	823.02	568.58	554.73	504.23

* Synonyms for variety names are shown on Page 5.

1/ Other categories include minor and mixed varieties.

**TABLE 7: TONS OF GRAPES PURCHASED BY CALIFORNIA WINERIES AS DISTILLING MATERIAL
OTHER THAN BEVERAGE BRANDY FROM THE 2001 CROP BY TYPE AND VARIETY, WITH COMPARISONS**

Type and Variety	Distilling Material Purchased		Average Degrees Brix Distilling		Average Price Per Ton	
	2001	2000	2001	2000	2001	2000
	Tons		Degrees Brix		Dollars	
RAISIN GRAPES:						
Fiesta	0.0	5.8	0.0	21.1	0.00	63.30
Thompson Seedless	4,081.3	2,292.0	22.0	22.4	96.52	63.57
Total Raisin	4,081.3	2,297.8	22.0	22.4	96.52	63.57
TABLE GRAPES:						
Black Monukka	9.9	0.0	23.8	0.0	75.00	0.00
Flame Seedless *	562.5	879.8	22.8	22.7	75.00	64.83
Malaga *	0.0	123.9	0.0	19.8	0.00	59.35
Marroo	0.0	240.7	0.0	24.7	0.00	66.00
Ruby Seedless *	351.4	332.4	24.2	22.4	75.00	64.81
Packinghouse Culls	0.0	973.2	0.0	21.9	0.00	63.75
Total Table	923.8	2,550.0	23.3	22.4	75.00	64.26
WINE GRAPES (WHITE):						
Burger *	38.8	45.3	15.3	10.8	35.00	32.25
Chardonnay *	639.3	45.3	27.8	31.9	75.00	66.00
Chenin Blanc	0.0	514.0	0.0	21.0	0.00	62.57
French Colombard	1,305.4	481.0	20.9	21.5	107.49	64.16
Muscat of Alexandria	0.0	24.5	0.0	24.1	0.00	66.00
Semillon	392.1	0.0	25.9	0.0	75.00	0.00
Viognier	25.4	0.0	26.2	0.0	74.68	0.00
Other White 1/	0.0	1,139.0	0.0	21.7	0.00	63.98
Total White	2,401.0	2,249.1	23.5	21.5	92.02	63.12
WINE GRAPES (RED):						
Barbera	0.0	732.7	0.0	24.9	0.00	66.00
Cabernet Sauvignon	115.4	1,268.0	28.9	23.1	74.74	64.97
Carnelian	0.0	102.6	0.0	26.0	0.00	66.00
Gamay (Napa) *	0.0	536.8	0.0	19.0	0.00	56.72
Grenache *	139.0	727.9	25.7	23.9	75.00	66.03
Mission	134.0	0.0	23.5	0.0	75.00	0.00
Petite Sirah	0.0	125.8	0.0	23.5	0.00	66.00
Ruby Cabernet	0.0	441.6	0.0	24.7	0.00	66.00
Zinfandel	0.0	2,223.3	0.0	21.4	0.00	74.65
Other Red 1/	3,314.8	9,110.9	24.3	21.2	80.05	61.79
Total Red	3,703.2	15,269.6	24.4	21.8	79.51	64.34
TOTAL WINE	6,104.2	17,518.7	24.1	21.7	84.43	64.18
TOTAL ALL VARIETIES	11,109.3	22,366.5	23.3	21.9	88.09	64.13

* Synonyms for variety names are shown on Page 5.

1/ Other categories include minor and mixed varieties.

TABLE 8: BASE PRICE PAID TO GROWERS FOR GRAPES CRUSHED AND DELIVERED TO CALIFORNIA PROCESSORS FROM THE 2001 CROP WITH BRIX FACTORS AND PURCHASED TONNAGE, BY TYPE, VARIETY, REPORTING DISTRICT WHERE GROWN, AND WEIGHTED AVERAGE BASE PRICE.

District, Type, and Variety	Base Price Per Ton	Brix Factors	Tons	District, Type, and Variety	Base Price Per Ton	Brix Factors	Tons
	Dollars	Code a/			Dollars	Code a/	
DISTRICT 01					1,518.53	060652	417.0
WINE GRAPES (WHITE)					1,529.46	002100	368.7
Arneis	1,500.00	000100	3.6		1,529.46	010000	35.3
	1,600.00	000100	7.2		1,557.79	000100	48.0
					1,562.32	059080	285.1
					1,591.69	059080	488.3
Wtd. Avg. Base & Total Tons	1,566.67		10.8		1,600.00	002200	7.4
					1,600.00	012400	13.2
Chardonnay *	130.00	046100	110.2		1,613.00	046100	50.1
	150.00	000100	579.8		1,617.02	049210	95.3
	300.00	016100	20.9		1,629.58	059080	306.1
	375.00	000100	0.8		1,644.17	012100	10.6
	400.00	012400	413.8		1,650.00	000100	282.0
	400.00	016100	25.5		1,650.00	012100	42.5
	450.00	000100	366.8		1,652.92	000100	189.5
	500.00	009800	19.6		1,667.48	012100	169.5
	500.00	010000	102.2		1,700.00	059080	30.3
	500.00	012100	36.4		1,705.38	012100	767.1
	500.00	012400	71.2		1,725.00	005100	162.7
	600.00	000100	0.9		1,727.00	037120	97.0
	700.00	000100	1.0		1,737.47	005100	7.9
	700.00	064875	31.2		1,750.00	000100	90.6
	702.51	012100	226.7		1,775.00	005100	87.7
	704.99	012100	998.2		1,800.00	000100	2.8
	750.00	012100	181.3		1,800.00	005300	7.9
	775.00	016100	83.9		1,825.00	016300	106.7
	800.00	000100	24.3		1,850.00	005300	10.6
	800.00	012100	430.5		1,855.00	000100	49.6
	800.00	012300	449.9		1,956.73	011300	355.8
	800.00	015800	50.7		1,956.73	012400	154.7
	800.00	059080	123.2		1,959.00	046100	195.8
	800.00	062150	201.6		1,961.84	000100	91.9
	900.00	000100	138.7		1,964.93	000100	97.5
	900.00	012100	80.4		1,984.50	005300	16.2
	900.00	046100	117.0		2,000.00	005300	57.6
	900.00	056550	123.4		2,009.00	046100	111.6
	900.00	062150	45.6		2,125.00	000100	29.9
	900.00	064875	68.8		2,200.00	012400	6.5
	995.00	012400	14.9		2,200.00	016100	21.2
	1,000.00	000100	98.0		2,200.00	017900	6.2
	1,000.00	052650	17.1		2,297.22	000100	216.2
	1,000.00	059080	284.6		3,600.00	002100	10.5
	1,050.00	000100	10.7	Wtd. Avg. Base & Total Tons	1,261.31		17,069.8
	1,100.00	000100	48.3	Chenin Blanc	500.00	000100	94.1
	1,100.00	059080	122.2		500.00	040600	57.7
	1,100.00	061100	417.5		600.00	010000	12.8
	1,200.00	000100	114.9		600.00	039700	25.1
	1,200.00	009700	9.2		700.00	040600	60.8
	1,200.00	009900	64.2		800.00	000100	9.1
	1,200.00	012100	314.4		800.00	012600	33.9
	1,200.00	052650	55.5		800.00	040600	462.2
	1,250.00	000100	2.4		900.00	002200	16.2
	1,270.36	059080	35.2		1,000.00	016300	3.3
	1,300.00	000100	321.5		1,074.00	037120	37.6
	1,300.00	002200	76.2	Wtd. Avg. Base & Total Tons	742.65		812.8
	1,300.00	064875	366.0	French Colombard	130.00	032225	37.3
	1,305.00	012100	60.9		350.00	010000	3.7
	1,311.69	012100	127.4		400.00	010000	6.0
	1,350.00	009900	204.0		562.10	000100	31.8
	1,381.85	012100	258.0		596.23	009600	36.4
	1,400.00	059080	20.2		600.00	016300	3.2
	1,425.00	062150	38.7		700.00	000100	178.9
	1,450.00	000100	36.2	Wtd. Avg. Base & Total Tons	589.54		297.3
	1,450.00	051750	190.9	Gewurztraminer	525.00	056025	47.0
	1,450.00	059080	532.4		825.00	009600	202.6
	1,450.00	064875	207.1		825.00	010000	20.3
	1,500.00	000100	120.6		900.00	000100	132.6
	1,500.00	002200	60.6		950.00	009600	61.0
	1,500.00	010000	0.6		1,000.00	000100	107.5
	1,500.00	012600	243.2		1,000.00	001600	19.5
	1,500.00	016100	56.3		1,000.00	009500	28.9
	1,500.00	052650	274.9		1,000.00	011000	17.3
	1,500.00	064875	3.8		1,036.00	000100	27.0
	1,510.00	000100	84.9				
	1,511.64	000100	87.7				
	1,511.64	059080	176.0				
	1,515.86	000100	158.4				
	1,518.53	059080	1,028.6				

TABLE 8: BASE PRICE PAID TO GROWERS FOR GRAPES CRUSHED AND DELIVERED TO CALIFORNIA PROCESSORS FROM THE 2001 CROP WITH BRIX FACTORS AND PURCHASED TONNAGE, BY TYPE, VARIETY, REPORTING DISTRICT WHERE GROWN, AND WEIGHTED AVERAGE BASE PRICE.

District, Type, and Variety	Base Price Per Ton	Brix Factors	Tons
	Dollars	Code a/	

District, Type, and Variety	Base Price Per Ton	Brix Factors	Tons
	Dollars	Code a/	

DISTRICT 01 (Cont'd.)

	1,081.00	000100	21.4		1,000.00	062350	135.4
Gewurztraminer (Cont'd.)	1,100.00	017200	5.1		1,050.00	039700	18.3
	1,200.00	009600	1.6		1,100.00	000100	182.6
	1,250.00	009400	10.5		1,100.00	009600	50.1
	1,250.00	012600	30.9		1,100.00	010000	15.7
	1,250.00	016100	8.4		1,126.05	000100	81.0
	1,250.00	049210	7.8		1,150.00	000100	22.7
	1,300.00	016100	1.2		1,150.00	010000	7.5
	1,350.00	049210	4.3		1,155.31	000100	113.5
	1,400.00	000100	12.7		1,164.86	002200	203.7
	1,435.00	002200	116.2		1,172.00	012100	8.5
	1,500.00	016100	1.0		1,200.00	000100	56.3
	2,000.00	000100	2.0		1,200.00	012600	177.2
	2,000.00	010100	10.8		1,242.64	009150	32.6
	2,000.00	016100	2.4		1,270.00	011100	27.0
	2,100.00	002680	7.8		1,270.84	044700	19.6
					1,280.00	000100	16.9
					1,280.00	002200	3.3
					1,281.35	008800	54.2
Wtd. Avg. Base & Total Tons	1,024.31		907.8		1,300.00	000100	259.3
					1,300.00	011100	11.1
Green Hungarian	600.00	000100	3.1		1,300.00	017300	66.7
					1,350.00	000100	4.5
Wtd. Avg. Base & Total Tons	600.00		3.1		1,350.00	011900	23.5
					1,400.00	000100	74.0
Marsanne	1,800.00	000100	9.4		1,400.00	002200	8.1
	1,800.00	008000	7.6		1,400.00	016100	5.9
					1,402.60	009600	50.6
Wtd. Avg. Base & Total Tons	1,800.00		17.0		1,405.00	000100	41.0
					1,427.91	000100	162.5
Muscat Blanc *	1,000.00	016100	6.1		1,434.50	010000	32.6
	1,400.00	000100	17.7		1,435.00	009800	20.5
	1,400.00	017300	61.2		1,450.00	013700	125.4
	1,600.00	002200	10.9		1,550.00	002200	17.9
	1,600.00	012600	8.9		1,600.00	000100	3.8
Wtd. Avg. Base & Total Tons	1,414.50		104.8	Wtd. Avg. Base & Total Tons	1,113.65		3,384.6
Muscat Orange	1,545.56	016350	45.6	Semillon	600.00	006400	17.8
					1,000.00	000100	15.4
Wtd. Avg. Base & Total Tons	1,545.56		45.6		1,100.00	010000	3.8
					1,124.19	008800	19.9
Pinot Blanc	1,000.00	000100	1.0		1,400.00	000100	1.9
	1,000.00	009800	4.7		1,455.51	009600	21.8
	1,353.35	059080	36.1		1,550.00	002200	2.9
	2,000.00	015900	49.1				
Wtd. Avg. Base & Total Tons	1,680.48		90.9	Wtd. Avg. Base & Total Tons	1,096.01		83.5
				Tocai Friulano	1,400.00	000100	13.6
Pinot Gris *	1,000.00	002200	9.4		1,700.00	000100	17.5
	1,400.00	000100	9.7				
	1,424.12	016350	25.9	Wtd. Avg. Base & Total Tons	1,568.81		31.1
	1,450.00	000100	31.4				
	1,500.00	000100	50.9	Viognier	1,000.00	000100	1.0
	1,500.00	012400	0.8		1,200.00	000100	84.9
	1,529.00	002200	22.6		1,500.00	000100	0.8
	1,530.37	000100	16.9		1,500.00	015000	37.4
	1,560.00	012400	0.7		1,600.00	000100	45.1
	1,675.00	009600	3.7		1,631.34	012500	19.8
	1,900.00	016100	4.4		1,705.38	000100	78.6
Wtd. Avg. Base & Total Tons	1,468.33		176.4		1,800.00	000100	11.2
					1,800.00	012400	17.5
Roussanne	1,800.00	012100	6.8		1,800.00	014100	11.0
	1,800.00	012400	5.4		1,800.00	016100	17.8
					1,825.67	064875	35.3
Wtd. Avg. Base & Total Tons	1,800.00		12.2		1,900.00	000100	2.9
					1,980.00	000100	7.4
Sauvignon Blanc	400.00	009600	70.1		2,200.00	016300	2.6
	500.00	012600	7.1		2,280.00	018200	0.6
	557.00	000100	8.6		2,300.00	016300	0.5
	810.00	009600	217.3	Wtd. Avg. Base & Total Tons	1,589.29		374.4
	897.00	000100	43.9				
	900.00	009600	317.5	White Riesling *	750.00	001900	15.9
	900.00	064740	117.0		900.00	000100	60.0
	950.00	057850	44.5		1,000.00	000100	35.3
	1,000.00	000100	115.5		1,100.00	000100	24.6
	1,000.00	009100	255.9		1,100.00	001900	28.7
	1,000.00	046100	8.1				
	1,000.00	049210	45.6				

TABLE 8: BASE PRICE PAID TO GROWERS FOR GRAPES CRUSHED AND DELIVERED TO CALIFORNIA PROCESSORS FROM THE 2001 CROP WITH BRIX FACTORS AND PURCHASED TONNAGE, BY TYPE, VARIETY, REPORTING DISTRICT WHERE GROWN, AND WEIGHTED AVERAGE BASE PRICE.

District, Type, and Variety	Base Price Per Ton	Brix Factors	Tons	District, Type, and Variety	Base Price Per Ton	Brix Factors	Tons
	Dollars	Code a/			Dollars	Code a/	
DISTRICT 01 (Cont'd.)					1,985.53	002100	143.7
White Riesling * (Cont'd.)	1,400.00	010100	17.4		1,985.53	010000	32.6
	1,700.00	000100	3.0		1,986.52	016350	40.4
	1,700.00	016100	1.4		2,000.00	000100	63.1
	1,800.00	002680	4.5		2,000.00	002200	4.4
					2,000.00	014100	8.7
Wtd. Avg. Base & Total Tons	1,047.14		190.8		2,027.00	046100	39.1
					2,050.00	010200	22.8
					2,054.23	000100	38.8
					2,100.00	000100	319.6
					2,100.00	046100	14.6
					2,100.00	060652	23.3
					2,100.00	064875	120.0
					2,100.00	067628	38.1
					2,152.00	016100	20.3
					2,171.08	012100	138.6
					2,174.88	016350	24.0
					2,200.00	000100	307.9
					2,200.00	012600	76.4
					2,200.00	012800	4.1
					2,203.75	000100	260.4
					2,214.00	000100	241.2
					2,220.42	000100	22.6
					2,250.00	056025	14.2
					2,268.00	000100	24.8
					2,271.36	000100	62.7
					2,273.73	016350	8.0
					2,300.00	000100	7.7
					2,300.00	010100	145.6
					2,332.00	000100	8.8
					2,373.88	010100	263.6
					2,374.00	012400	3.1
					2,400.00	000100	31.6
					2,416.92	012600	107.8
					2,416.92	014500	55.5
					2,416.92	061100	36.1
					2,418.90	014100	10.0
					2,481.94	000100	47.9
					2,500.00	000100	106.5
					2,500.00	046100	30.2
					2,534.00	000100	31.6
					2,600.00	016100	20.8
					2,600.00	016300	3.4
					2,658.61	000100	96.3
					2,659.76	000100	118.9
					2,659.76	014500	76.7
					2,700.00	002200	10.9
					2,750.00	000100	2.0
					3,000.00	000100	2.9
					3,000.00	002300	2.4
					3,000.00	012100	15.0
					3,379.97	000100	59.7
				Wtd. Avg. Base & Total Tons	2,019.57		5,539.4
				Carignane	500.00	000100	820.0
					500.00	012100	72.0
					500.00	012400	7.8
					505.00	000100	54.8
					505.00	012100	6.1
					600.00	012300	22.0
					600.00	060652	25.9
					625.00	000100	29.5
					650.00	017200	33.9
					650.00	046100	134.9
					700.00	000100	87.5
					700.00	051000	61.7
					750.00	000100	25.4
					750.00	053400	25.9
					750.00	061100	57.4
					765.00	067310	27.7
					772.28	014100	3.6
					776.47	016100	1.7
					800.00	012600	10.4
					800.00	017100	22.1
					849.50	014100	64.0
					850.00	010000	67.2
					850.00	018580	3.9
					900.00	010000	13.6

TABLE 8: BASE PRICE PAID TO GROWERS FOR GRAPES CRUSHED AND DELIVERED TO CALIFORNIA PROCESSORS FROM THE 2001 CROP WITH BRIX FACTORS AND PURCHASED TONNAGE, BY TYPE, VARIETY, REPORTING DISTRICT WHERE GROWN, AND WEIGHTED AVERAGE BASE PRICE.

District, Type, and Variety	Base Price Per Ton	Brix Factors	Tons	District, Type, and Variety	Base Price Per Ton	Brix Factors	Tons
	Dollars	Code a/			Dollars	Code a/	
DISTRICT 01 (Cont'd.)					1,200.00	000100	19.3
Carignane (Cont'd.)	900.00	016300	4.2		1,200.00	012100	21.1
	900.00	068705	5.3		1,200.00	016200	54.1
	1,000.00	000100	230.2		1,200.00	016300	2.1
	1,000.00	002000	21.2		1,250.00	046100	203.8
	1,000.00	012600	8.9		1,300.00	012400	3.8
	1,000.00	016300	239.6		1,350.00	000100	40.0
	1,000.00	016400	1.5		1,350.00	016100	2.8
	1,050.00	016400	2.5		1,400.00	012100	201.5
	1,085.12	039350	5.9		1,400.00	014500	1.5
	1,100.00	000100	5.6		1,450.00	000100	130.8
	1,100.00	010000	10.9		1,450.00	059080	312.6
	1,100.00	012600	11.0		1,450.00	064875	66.9
	1,110.00	000100	51.0		1,500.00	000100	24.9
	1,200.00	002100	2.0		1,500.00	017700	13.3
	1,250.00	016300	41.4		1,530.00	012100	83.5
	1,300.00	012400	6.0		1,600.00	016100	152.1
	1,393.74	012400	25.7		1,600.00	060652	15.6
	1,400.00	016400	2.6		1,600.00	064800	11.5
	1,400.00	017200	4.1		1,625.00	016100	139.3
					1,648.00	012400	46.1
Wtd. Avg. Base & Total Tons	727.06		2,358.6		1,650.00	059080	28.4
					1,650.00	060652	37.9
Charbono	1,600.00	032225	7.3		1,650.00	064875	50.9
	1,750.00	010000	7.0		1,700.00	000100	9.3
	1,800.00	009800	7.1		1,700.00	010000	0.9
	1,800.00	012400	25.4		1,700.00	012400	217.4
Wtd. Avg. Base & Total Tons	1,761.32		46.8		1,700.00	014500	63.6
					1,700.00	060652	35.9
Cinsaut *	2,100.00	002200	0.4		1,750.00	059080	79.4
					1,750.00	064875	131.0
					1,758.00	012100	19.7
Wtd. Avg. Base & Total Tons	2,100.00		0.4		1,775.00	000100	230.9
					1,775.00	060652	59.4
Counoise	3,000.00	000100	0.1		1,795.00	000100	23.4
					1,798.31	000100	26.7
					1,798.86	046100	205.7
Wtd. Avg. Base & Total Tons	3,000.00		0.1		1,800.00	000100	71.1
					1,800.00	010000	22.5
Dolcetto	1,700.00	012400	5.0		1,800.00	059080	17.3
	2,000.00	000100	31.8		1,800.00	064875	328.8
					1,818.00	046100	105.3
Wtd. Avg. Base & Total Tons	1,959.24		36.8		1,840.39	016100	25.3
					1,850.00	064875	249.2
Gamay (Napa) *	500.00	000100	5.3		1,879.37	012100	93.6
	505.00	000100	4.0		1,888.80	060652	257.0
	650.00	028950	14.4		1,900.00	016100	9.2
	700.00	040600	44.1		1,900.00	060652	28.5
	1,000.00	000100	13.5		1,919.00	046100	67.2
	1,050.00	002200	15.1		1,933.77	000100	186.7
	1,144.00	028950	10.5		1,961.21	000100	47.0
Wtd. Avg. Base & Total Tons	806.99		106.9		1,961.21	012100	154.4
					1,976.00	046100	34.4
Grenache *	200.00	000100	3.5		1,976.60	000100	14.3
	808.16	005100	26.2		1,978.00	064875	211.9
	1,085.12	039350	1.0		1,978.75	012100	117.0
	1,600.00	000100	32.3		1,978.75	059080	34.7
	1,900.00	000100	15.6		2,000.00	000100	99.4
	2,000.00	012000	2.0		2,000.00	012400	9.3
	2,032.12	000100	28.7		2,000.00	012600	5.7
	2,357.00	000100	65.3		2,000.00	012800	12.5
	3,000.00	000100	0.3		2,023.72	000100	80.0
					2,050.00	012400	1.5
					2,067.63	000100	282.1
	Wtd. Avg. Base & Total Tons	1,837.70		174.9		2,068.06	016350
					2,100.00	016300	0.7
Malbec	1,700.00	010000	4.2		2,103.74	000100	400.9
	2,000.00	000100	4.9		2,103.74	012400	162.7
					2,103.74	014500	41.9
Wtd. Avg. Base & Total Tons	1,861.54		9.1		2,103.74	061100	10.8
					2,106.29	014500	23.5
Mataro *	2,100.00	002200	2.3		2,107.00	046100	24.1
	3,000.00	000100	0.2		2,200.00	000100	234.3
					2,300.00	017300	46.2
Wtd. Avg. Base & Total Tons	2,172.00		2.5		2,310.00	046100	21.8
					2,400.00	000100	47.4
Merlot	500.00	012100	44.1		2,500.00	016300	0.5
	600.00	016100	16.9		3,500.00	002300	0.8
	1,000.00	000100	131.3				
	1,000.00	016100	327.7				

TABLE 8: BASE PRICE PAID TO GROWERS FOR GRAPES CRUSHED AND DELIVERED TO CALIFORNIA PROCESSORS FROM THE 2001 CROP WITH BRIX FACTORS AND PURCHASED TONNAGE, BY TYPE, VARIETY, REPORTING DISTRICT WHERE GROWN, AND WEIGHTED AVERAGE BASE PRICE.

District, Type, and Variety	Base Price Per Ton	Brix Factors	Tons	District, Type, and Variety	Base Price Per Ton	Brix Factors	Tons
	Dollars	Code a/			Dollars	Code a/	
DISTRICT 01 (Cont'd.)							
Merlot (Cont'd.)	3,600.00	000100	7.4		500.00	012300	12.2
	3,600.00	018200	7.3		600.00	000100	13.0
Wtd. Avg. Base & Total Tons	1,746.65		6,899.3		600.00	002200	116.7
					600.00	056025	73.0
Meunier *	1,400.00	000100	2.1		700.00	004600	15.9
					900.00	056550	17.9
Wtd. Avg. Base & Total Tons	1,400.00		2.1		950.00	012300	10.6
					1,000.00	010000	13.9
Montepulciano	1,700.00	000100	8.8		1,100.00	009600	13.0
					1,132.00	046100	41.6
Wtd. Avg. Base & Total Tons	1,700.00		8.8		1,200.00	012400	6.9
					1,200.00	056025	130.6
Nebbiolo	1,600.00	012400	1.3		1,300.00	000100	7.3
	1,700.00	000100	6.4		1,300.00	064875	15.2
Wtd. Avg. Base & Total Tons	1,683.12		7.7		1,400.00	056025	205.2
					1,425.00	064740	7.7
Negroamaro	1,700.00	000100	2.6		1,500.00	000100	101.8
					1,500.00	002100	1.8
Wtd. Avg. Base & Total Tons	1,700.00		2.6		1,500.00	010000	3.9
					1,500.00	012100	6.1
Petit Verdot	1,800.00	012400	2.5		1,540.00	000100	18.2
	2,000.00	010000	4.8		1,550.00	000100	100.9
Wtd. Avg. Base & Total Tons	2,300.00	012600	2.2		1,550.00	064740	28.1
	2,316.92	000100	10.1		1,600.00	000100	12.6
Petite Sirah	2,500.00	000100	2.0		1,600.00	012400	52.1
					1,600.00	064875	12.9
Wtd. Avg. Base & Total Tons	2,201.89		21.6		1,625.00	000100	11.4
					1,650.00	064740	11.0
Petite Sirah	1,000.00	010100	27.7		1,650.00	064875	27.4
	1,300.00	012400	2.5		1,700.00	000100	3.0
Wtd. Avg. Base & Total Tons	1,300.00	014100	31.9		1,750.00	000100	9.2
	1,400.00	016500	4.5		1,775.00	005100	11.1
Petite Sirah	1,450.00	052650	6.3		1,775.00	016300	29.7
	1,485.00	000100	13.0		1,800.00	000100	32.3
Wtd. Avg. Base & Total Tons	1,500.00	000100	0.7		1,800.00	052100	161.5
	1,500.00	014500	10.0		1,854.00	064875	30.6
Petite Sirah	1,600.00	016100	38.3		1,854.21	000100	117.5
	1,800.00	000100	23.8		1,854.21	061400	84.3
Wtd. Avg. Base & Total Tons	1,800.00	012300	15.8		1,880.00	005100	18.1
	1,800.00	016500	3.6		1,890.00	005300	0.8
Petite Sirah	1,818.00	000100	5.9		1,903.91	000100	47.1
	1,873.85	012800	2.1		1,920.00	000100	20.9
Wtd. Avg. Base & Total Tons	1,950.00	000100	17.8		1,934.00	046100	47.4
	1,950.00	050800	3.7		1,946.92	000100	44.4
Petite Sirah	2,000.00	000100	78.3		1,958.05	005300	39.0
	2,000.00	010000	15.4		2,000.00	000100	107.0
Wtd. Avg. Base & Total Tons	2,000.00	010100	2.1		2,000.00	002100	1.0
	2,000.00	014100	10.1		2,000.00	002200	16.0
Petite Sirah	2,000.00	016100	7.8		2,000.00	005100	110.2
	2,000.00	060652	10.0		2,000.00	010000	14.0
Wtd. Avg. Base & Total Tons	2,000.00	061100	19.3		2,000.00	012400	10.3
	2,000.00	064875	0.6		2,000.00	016100	2.9
Petite Sirah	2,100.00	000100	69.0		2,000.00	017200	1.2
	2,100.00	002100	3.4		2,000.00	064875	11.0
Wtd. Avg. Base & Total Tons	2,100.00	012400	34.9		2,067.88	005300	42.4
	2,100.00	012600	14.3		2,100.00	000100	87.8
Petite Sirah	2,100.00	016100	14.2		2,100.00	002200	85.9
	2,100.00	060652	13.9		2,100.00	012600	52.2
Wtd. Avg. Base & Total Tons	2,173.71	012400	68.0		2,100.00	016100	50.6
	2,173.71	012600	23.4		2,105.37	000100	14.0
Petite Sirah	2,182.00	012400	31.6		2,177.00	000100	91.8
	2,200.00	000100	11.7		2,200.00	000100	8.2
Wtd. Avg. Base & Total Tons	2,300.00	002200	5.5		2,200.00	002100	2.5
	2,300.00	010000	6.0		2,200.00	002200	4.0
Petite Sirah	2,350.00	000100	5.2		2,200.00	016100	20.5
	2,400.00	016400	6.9		2,200.00	016300	0.6
Wtd. Avg. Base & Total Tons	2,400.00	017500	4.0		2,225.00	016300	3.0
	2,525.00	016400	2.4		2,248.35	000100	14.1
Petite Sirah	3,200.00	000100	4.6		2,250.00	016100	4.9
	3,200.00	017900	4.9		2,300.00	000100	13.8
Wtd. Avg. Base & Total Tons	1,947.96		675.1		2,300.00	012300	66.8
					2,300.00	012400	12.9
Pinot Noir	400.00	005300	6.8		2,400.00	000100	7.3
	500.00	000100	44.0		2,500.00	000100	30.2
Wtd. Avg. Base & Total Tons					2,500.00	002100	2.4
					2,500.00	002200	0.5
Pinot Noir					2,500.00	010000	7.5
					2,500.00	016300	13.2

TABLE 8: BASE PRICE PAID TO GROWERS FOR GRAPES CRUSHED AND DELIVERED TO CALIFORNIA PROCESSORS FROM THE 2001 CROP WITH BRIX FACTORS AND PURCHASED TONNAGE, BY TYPE, VARIETY, REPORTING DISTRICT WHERE GROWN, AND WEIGHTED AVERAGE BASE PRICE.

District, Type, and Variety	Base Price Per Ton	Brix Factors	Tons	District, Type, and Variety	Base Price Per Ton	Brix Factors	Tons
	Dollars	Code a/			Dollars	Code a/	
DISTRICT 01 (Cont'd.)					2,050.00	010000	4.6
Pinot Noir (Cont'd.)	2,500.00	017200	8.1		2,050.00	016100	5.6
	2,500.00	017900	0.9		2,068.70	060652	44.4
	2,512.00	002200	13.7		2,100.00	012100	5.2
	2,520.00	002200	30.7		2,172.00	016400	3.8
	2,533.00	010000	0.8		2,200.00	000100	5.5
	2,582.00	016100	31.5		2,200.00	014100	5.3
	2,700.00	002100	2.0		2,207.42	014500	34.4
	2,700.00	012400	5.3		2,250.00	000100	2.8
	2,700.00	016100	4.1		2,250.00	012600	48.0
	2,730.05	000100	22.8		2,300.00	012100	29.3
	2,800.00	010000	2.4		2,300.00	014100	53.3
	2,800.00	012400	4.4		2,370.00	012600	24.2
	2,800.00	016100	2.1		2,400.00	000100	12.6
	2,904.00	010000	4.5		2,400.00	010000	2.1
	2,922.57	000100	7.2		2,418.90	014100	32.0
	3,000.00	000100	3.1		2,521.45	016300	1.2
	3,000.00	010000	6.3		2,800.00	010000	5.7
	3,000.00	018200	2.1		4,000.00	018200	6.0
	3,300.00	010000	3.2	Wtd. Avg. Base & Total Tons	1,809.76		1,045.1
	3,400.00	000100	3.9	Zinfandel	403.65	012100	13.7
	3,600.00	002100	12.4		500.00	012100	41.4
	4,500.00	010000	2.0		550.00	000100	5.9
	6,000.00	000100	6.1		550.00	027900	455.2
Wtd. Avg. Base & Total Tons	1,752.98		2,965.6		600.00	000100	36.2
Pinotage	1,500.00	015800	4.2		600.00	027900	328.1
Wtd. Avg. Base & Total Tons	1,500.00		4.2		800.00	016300	31.4
Portugieser Blauer *	1,200.00	012400	5.2		1,000.00	000100	2.6
Wtd. Avg. Base & Total Tons	1,200.00		5.2		1,000.00	012100	187.3
Sangiovetto *	500.00	012100	64.8		1,000.00	018200	6.5
	1,000.00	000100	1.1		1,150.00	012100	37.1
	1,000.00	010000	9.0		1,200.00	000100	8.0
	1,000.00	012100	1.6		1,200.00	016500	10.9
	1,400.00	016300	23.1		1,200.00	046100	117.3
	1,500.00	046100	9.5		1,200.00	064875	22.3
	1,600.00	000100	3.0		1,300.00	000100	13.4
	1,600.00	010100	8.8		1,300.00	010000	35.9
	1,700.00	000100	75.1		1,300.00	064875	22.3
	1,750.00	010100	11.0		1,397.00	046100	23.2
	1,800.00	000100	51.2		1,400.00	000100	58.3
	1,824.74	059080	7.9		1,400.00	010000	8.2
	1,850.00	000100	11.8		1,400.00	012100	26.4
	1,850.00	014800	9.6		1,400.00	016300	12.4
	1,900.00	012600	20.6		1,400.00	017900	38.6
	2,000.00	000100	15.7		1,409.17	012400	85.2
	2,119.39	018700	24.0		1,440.00	012300	29.4
Wtd. Avg. Base & Total Tons	1,506.79		347.8		1,440.14	000100	44.9
					1,440.14	012800	21.9
Syrah *	175.93	014100	5.3		1,440.14	017900	1.5
	600.00	056025	100.5		1,450.00	010000	7.5
	1,000.00	010000	1.7		1,450.00	052650	18.7
	1,300.00	016100	27.1		1,494.00	017100	9.6
	1,400.00	000100	4.1		1,500.00	000100	10.2
	1,400.00	015800	0.3		1,500.00	010000	11.0
	1,500.00	012100	7.4		1,500.00	012100	87.3
	1,600.00	012400	17.7		1,500.00	012400	81.7
	1,600.00	014100	67.0		1,500.00	060652	38.5
	1,700.00	000100	30.2		1,500.00	064875	55.9
	1,750.00	010000	5.0		1,550.00	000100	11.3
	1,750.00	016100	27.6		1,550.00	012500	114.4
	1,775.00	000100	16.8		1,550.00	017520	138.2
	1,800.00	000100	261.9		1,600.00	000100	185.9
	1,800.00	010000	5.0		1,600.00	012100	49.3
	1,800.00	012100	22.0		1,600.00	017900	9.1
	1,800.00	016400	2.5		1,600.00	064875	230.6
	1,850.00	000100	2.0		1,600.00	065915	11.3
	1,857.99	010000	29.3		1,620.00	012100	6.6
	1,873.64	000100	3.6		1,620.00	046100	75.0
	1,950.00	016100	4.9		1,650.00	000100	169.9
	1,957.53	016100	1.5		1,650.00	010000	5.0
	2,000.00	000100	47.0		1,675.00	000100	15.6
	2,000.00	014100	28.7		1,700.00	000100	41.6
					1,700.00	012100	39.7
					1,700.00	012400	8.1
					1,700.00	064875	91.4
					1,716.00	014100	61.6

TABLE 8: BASE PRICE PAID TO GROWERS FOR GRAPES CRUSHED AND DELIVERED TO CALIFORNIA PROCESSORS FROM THE 2001 CROP WITH BRIX FACTORS AND PURCHASED TONNAGE, BY TYPE, VARIETY, REPORTING DISTRICT WHERE GROWN, AND WEIGHTED AVERAGE BASE PRICE.

District, Type, and Variety	Base Price Per Ton	Brix Factors	Tons
	Dollars	Code a/	

District, Type, and Variety	Base Price Per Ton	Brix Factors	Tons
	Dollars	Code a/	

DISTRICT 01 (Cont'd.)

Zinfandel (Cont'd.)	1,750.00	000100	144.7
	1,750.00	016300	36.1
	1,755.00	012100	37.9
	1,800.00	000100	11.4
	1,800.00	012100	19.2
	1,800.00	016300	90.5
	1,800.00	016400	21.2
	1,800.00	016500	4.1
	1,800.00	018580	17.7
	1,800.00	057850	6.3
	1,804.28	000100	160.2
	1,831.56	017520	140.9
	1,831.56	017530	20.2
	1,850.00	000100	121.9
	1,850.00	016300	7.2
	1,850.00	016400	7.5
	1,850.00	052100	42.1
	1,850.00	052200	117.1
	1,850.00	064875	22.2
	1,850.00	065915	30.8
	1,897.25	000100	29.2
	1,900.00	000100	47.3
	1,900.00	002000	9.6
	1,900.00	012100	44.3
	1,900.00	017900	39.0
	1,900.00	060652	31.2
	1,950.00	000100	19.6
	1,950.00	012600	34.5
	2,000.00	000100	62.3
	2,000.00	002100	16.1
	2,000.00	002200	6.4
	2,000.00	016100	13.4
	2,000.00	016300	22.1
	2,000.00	016400	4.2
	2,025.00	016400	17.5
	2,050.00	000100	8.1
	2,100.00	000100	1,104.6
	2,100.00	002200	7.5
	2,100.00	010000	5.7
	2,100.00	010200	9.6
	2,100.00	012100	3.5
	2,100.00	012600	6.0
	2,100.00	016500	3.8
	2,100.00	018700	2.6
	2,106.00	017520	11.2
	2,121.00	000100	80.6
	2,140.00	012600	25.2
	2,150.00	000100	49.3
	2,150.00	012100	2.5
	2,150.00	016100	3.7
	2,150.00	064250	51.2
	2,175.33	012400	46.7
	2,200.00	000100	37.0
	2,200.00	002200	25.9
	2,200.00	012100	3.5
	2,200.00	017500	6.1
	2,200.00	017900	4.6
	2,250.00	000100	19.6
	2,250.00	002200	27.2
	2,255.82	000100	13.5
	2,300.00	016300	14.1
	2,300.00	017500	7.2
	2,300.00	017900	41.3
	2,310.00	012600	71.8
	2,400.00	000100	10.2
	2,400.00	016400	39.8
	2,700.00	000100	1.2
Wtd. Avg. Base & Total Tons	1,611.40		6,511.2
Other Red b/	500.00	012100	13.2
	1,750.00	012900	9.0
Wtd. Avg. Base & Total Tons	1,006.76		22.2

DISTRICT 02

WINE GRAPES (WHITE)			
Chardonnay *	400.00	000100	4.9
	793.45	000100	442.1
	800.00	000100	2.7
	1,000.00	006300	18.0
	1,200.00	012100	193.7
	1,300.00	000100	101.4
	1,300.00	046100	235.6
	1,350.00	000100	152.7
	1,492.28	061100	64.4
	1,500.00	015000	99.8
	1,910.00	046100	15.8
	2,030.28	012100	58.0
	2,300.00	000100	24.1
	3,000.00	012400	3.0
Wtd. Avg. Base & Total Tons	1,205.87		1,416.2
Chenin Blanc	200.00	012600	7.3
Wtd. Avg. Base & Total Tons	200.00		7.3
Gewurztraminer	800.00	000100	83.1
Wtd. Avg. Base & Total Tons	800.00		83.1
Muscat Blanc *	900.00	000100	4.3
	997.88	016350	55.0
	1,000.00	017200	22.9
	1,000.00	059080	27.1
	1,100.00	000100	119.4
Wtd. Avg. Base & Total Tons	1,049.82		228.7
Pinot Blanc	1,225.00	009800	5.5
Wtd. Avg. Base & Total Tons	1,225.00		5.5
Sauvignon Blanc	500.00	012400	123.0
	598.20	000100	13.6
	850.00	042975	325.4
	850.00	044780	177.0
	900.00	000100	142.5
	900.00	042975	148.6
	900.00	044780	540.0
	925.00	057850	32.1
	940.95	059080	1.4
	950.00	057850	50.9
	950.10	000100	74.4
	965.85	009150	212.5
	969.89	009150	112.9
	975.00	044700	83.3
	975.00	052100	66.3
	987.24	009150	122.1
	1,000.00	000100	81.0
	1,000.00	009150	349.5
	1,000.00	057850	199.4
	1,000.10	000100	89.5
	1,000.20	000100	246.2
	1,000.40	000100	36.0
	1,007.35	000100	9.7
	1,007.35	052100	205.5
	1,007.60	000100	116.5
	1,011.12	000100	260.3
	1,015.00	009150	121.7
	1,022.00	000100	202.5
	1,025.10	000100	466.0
	1,050.00	000100	47.2
	1,050.00	009600	53.7
	1,050.00	009800	53.7
	1,100.00	000100	122.3
	1,100.00	009800	10.4
	1,100.00	011100	55.3
	1,100.00	011900	212.6
	1,100.00	012000	136.3
	1,100.00	049210	98.2

TABLE 8: BASE PRICE PAID TO GROWERS FOR GRAPES CRUSHED AND DELIVERED TO CALIFORNIA PROCESSORS FROM THE 2001 CROP WITH BRIX FACTORS AND PURCHASED TONNAGE, BY TYPE, VARIETY, REPORTING DISTRICT WHERE GROWN, AND WEIGHTED AVERAGE BASE PRICE.

District, Type, and Variety	Base Price Per Ton	Brix Factors	Tons	District, Type, and Variety	Base Price Per Ton	Brix Factors	Tons
	Dollars	Code a/			Dollars	Code a/	
DISTRICT 02 (Cont'd.)					1,500.00	010000	2.4
Sauvignon Blanc (Cont'd.)	1,108.09	011100	4.7		1,500.00	064875	34.8
	1,125.00	009800	4.0		1,546.08	016350	212.9
	1,129.02	017300	11.7		1,550.00	016350	1,022.0
	1,150.00	010000	15.0		1,550.00	018200	15.8
	1,200.00	000100	123.7		1,600.00	014100	2.7
	1,200.00	009800	27.4		1,645.66	016350	369.0
	1,259.30	000100	244.4		1,658.50	016350	40.4
	1,275.30	000100	46.6		1,673.00	015000	3.1
	1,300.00	039360	215.2		1,673.17	000100	27.8
	1,316.32	011100	4.1		1,673.17	060652	6.8
	1,395.87	000100	44.9		1,674.98	000100	23.4
	1,402.60	009800	165.3		1,674.98	067650	20.2
	1,535.46	000100	157.6		1,692.00	016350	223.2
					1,700.00	000100	132.7
Wtd. Avg. Base & Total Tons	1,029.44		6,464.1	1,800.00	002000	18.3	
Sauvignon Musque	900.00	000100	2.6	1,840.49	012100	7.2	
				1,844.63	000100	66.6	
				1,844.63	061100	209.6	
Wtd. Avg. Base & Total Tons	900.00		2.6	1,850.00	061600	179.5	
Semillon	875.00	009150	57.4	1,877.00	000100	160.9	
	896.99	000100	17.9	1,900.00	002000	49.7	
	1,000.00	057850	25.2	1,900.00	015000	5.7	
	1,200.00	009800	8.9	2,000.00	000100	251.6	
				2,000.00	011300	26.0	
Wtd. Avg. Base & Total Tons	933.83		109.4	2,000.00	012500	20.4	
Viognier	1,600.00	012400	4.5	2,000.00	015800	45.2	
	1,600.00	016100	28.9	2,022.42	014100	7.3	
				2,050.00	000100	22.2	
				2,060.64	015000	28.5	
				2,065.44	000100	20.9	
Wtd. Avg. Base & Total Tons	1,600.00		33.4	2,200.00	018400	1.9	
White Riesling *	800.00	000100	70.5	2,238.33	000100	149.4	
	850.00	038080	22.3	2,250.00	000100	11.1	
	900.00	000100	6.6	2,268.00	000100	214.2	
	925.00	042830	23.0	2,268.00	014100	69.8	
	1,000.00	017900	22.3	2,412.50	014100	44.9	
				2,416.92	061100	13.9	
Wtd. Avg. Base & Total Tons	862.96		144.7	2,527.24	000100	23.0	
				2,537.77	000100	90.9	
				2,537.77	012400	95.8	
				2,537.77	061100	34.4	
				2,840.00	000100	10.9	
WINE GRAPES (RED)							
Barbera	1,525.00	017900	8.5	Wtd. Avg. Base & Total Tons	1,722.40		4,872.8
	1,550.00	012500	95.5				
	1,800.00	000100	23.0	Gamay (Napa) *	700.00	039700	83.7
Wtd. Avg. Base & Total Tons	1,593.60		127.0		040600	53.2	
Cabernet Franc	800.00	000100	22.8	Wtd. Avg. Base & Total Tons	700.00		136.9
	800.00	016300	5.0				
	1,233.31	016350	38.2	Grenache *	1,400.00	017900	1.0
	1,350.00	018200	27.3		1,650.00	000100	1.4
	1,550.00	016350	21.7	Wtd. Avg. Base & Total Tons	1,545.83		2.4
	1,766.99	000100	2.9				
	1,766.99	061100	24.9	Malbec	1,800.00	000100	18.8
	1,766.99	061400	18.8		1,800.00	016100	13.2
	1,984.18	012300	5.3	Wtd. Avg. Base & Total Tons	1,800.00		32.0
	2,000.00	000100	18.0				
	2,129.83	000100	43.1	Merlot	744.89	000100	12.4
2,227.38	000100	11.4		800.00	000100	93.5	
2,338.75	000100	28.5		850.00	002920	287.4	
Wtd. Avg. Base & Total Tons	1,689.22		267.9		850.00	067653	176.1
Cabernet Sauvignon	750.00	000100	32.5		900.00	016100	5.0
	850.00	002920	33.2		900.00	067650	26.3
	850.00	067650	10.9		1,200.00	000100	13.0
	850.00	067653	114.9		1,350.00	016100	11.1
	900.00	067650	20.6		1,450.00	046100	320.1
	1,200.00	000100	9.2		1,500.00	012100	164.1
	1,200.00	011100	6.0		1,500.00	016100	47.7
	1,250.00	046100	65.1		1,596.74	061100	66.2
	1,263.72	000100	227.9		1,596.74	064875	33.5
	1,400.00	002000	95.0		1,600.00	012100	236.8
	1,400.00	012100	203.4		1,600.00	016300	7.1
	1,400.00	016300	10.0		1,640.00	016350	200.1
	1,500.00	000100	27.1		1,725.00	016300	55.2
				1,742.76	061100	6.5	

TABLE 8: BASE PRICE PAID TO GROWERS FOR GRAPES CRUSHED AND DELIVERED TO CALIFORNIA PROCESSORS FROM THE 2001 CROP WITH BRIX FACTORS AND PURCHASED TONNAGE, BY TYPE, VARIETY, REPORTING DISTRICT WHERE GROWN, AND WEIGHTED AVERAGE BASE PRICE.

District, Type, and Variety	Base Price Per Ton	Brix Factors	Tons	District, Type, and Variety	Base Price Per Ton	Brix Factors	Tons				
	Dollars	Code a/			Dollars	Code a/					
DISTRICT 02 (Cont'd.)											
Merlot (Cont'd.)	1,800.00	011300	25.6	Zinfandel	500.00	016400	1.2				
	2,019.46	061100	103.2		550.00	000100	81.9				
	2,035.00	000100	15.1		550.00	027900	1,119.4				
	2,208.93	000100	15.6		600.00	012400	30.1				
	2,300.00	000100	23.5		650.00	000100	100.6				
Wtd. Avg. Base & Total Tons	1,376.01		1,945.1	650.00	011100	8.0					
Nebbiolo	1,800.00	012100	1.4	900.00	000100	3.4					
				1,400.00	000100	7.0					
Wtd. Avg. Base & Total Tons	1,800.00		1.4	1,400.00	014100	78.1					
Petit Verdot	1,800.00	016100	11.6	1,400.00	016400	7.1					
				2,000.00	000100	117.2					
Wtd. Avg. Base & Total Tons	1,800.00		11.6	1,500.00	000100	59.0					
Petite Sirah	1,600.00	012400	40.3	1,500.00	010200	12.7					
				1,700.00	015800	9.5					
				1,800.00	000100	12.0					
				1,800.00	064740	103.7					
				1,862.71	000100	43.5					
				1,862.71	061100	19.9					
				1,862.71	061400	30.2					
				1,971.46	012300	53.6					
				2,300.00	000100	4.9					
				2,342.00	000100	1.1					
Wtd. Avg. Base & Total Tons	1,944.55		265.0	1,800.00	016100	8.3					
Sangiovese *	1,000.00	016100	2.0	2,000.00	000100	96.2					
				1,600.00	012400	7.9					
				1,943.00	000100	16.9					
Wtd. Avg. Base & Total Tons	1,630.03		81.1	2,000.00	017700	16.9					
Souzao	500.00	000100	1.0	2,000.00	016400	5.1					
				500.00		19.3					
Wtd. Avg. Base & Total Tons	500.00		1.0	2,220.00	000100	924.06					
Syrah *	800.00	016300	28.9	DISTRICT 03							
				WINE GRAPES (WHITE)							
				1,200.00	000100	12.5	Arneis	1,500.00	012100	14.2	
				1,200.00	064740	17.4					2,252.83
				1,345.95	000100	2.1		Wtd. Avg. Base & Total Tons	2,051.51		53.1
				1,350.00	000100	23.7		Chardonnay *	357.19	012400	45.0
				1,400.00	014100	120.3			500.00	000100	7.2
				1,400.00	016400	147.7			500.00	010000	94.1
				1,400.00	066322	16.5			500.00	014500	1.0
				1,500.00	000100	16.7			500.00	056025	298.9
				1,600.00	012400	28.7			500.00	059000	18.1
				1,600.00	064740	32.4			600.00	012900	2.0
				1,650.00	067650	23.6			620.00	012300	251.1
				1,700.00	000100	18.7			620.00	014100	85.4
				1,800.00	000100	19.9			625.00	056025	13.5
				2,000.00	016300	20.7			725.00	056025	63.9
				2,500.00	000100	0.7			750.00	010000	3.3
3,843.06	000100	13.6	750.00	012100	19.6						
Wtd. Avg. Base & Total Tons	1,501.37		544.1	800.00	000100	12.3					
Tempranillo *	1,650.00	000100	3.2	800.00	013500	7.9					
				1,100.00	000100	33.6					
Wtd. Avg. Base & Total Tons	1,650.00		3.2	1,000.00	005300	7.1					
Tinta Cao	500.00	000100	0.9	1,000.00	012100	12.0					
				500.00		24.0					
Wtd. Avg. Base & Total Tons	500.00		0.9	1,100.00	000100	81.9					
Tinta Madeira	500.00	000100	0.7	1,100.00	005100	7.3					
				1,100.00	009800	4.5					
				1,100.00	056025	529.4					
				1,200.00	000100	88.2					
				1,200.00	009800	108.4					
				1,200.00	010000	14.2					
				1,200.00	012100	1.4					
				1,200.00	012400	5.4					
				1,200.00	016100	35.1					
				1,200.00	056025	1,410.9					
Wtd. Avg. Base & Total Tons	500.00		0.7	1,300.00	000100	129.1					
Touriga Nacional *	500.00	000100	1.2	1,300.00	012400	3.0					
				1,400.00	000100	209.8					
				1,400.00	002920	67.4					
				1,400.00	009800	122.9					
				1,400.00	012400	15.1					
Wtd. Avg. Base & Total Tons	500.00		1.2	1,400.00	056025	896.1					

TABLE 8: BASE PRICE PAID TO GROWERS FOR GRAPES CRUSHED AND DELIVERED TO CALIFORNIA PROCESSORS FROM THE 2001 CROP WITH BRIX FACTORS AND PURCHASED TONNAGE, BY TYPE, VARIETY, REPORTING DISTRICT WHERE GROWN, AND WEIGHTED AVERAGE BASE PRICE.

District, Type, and Variety	Base Price Per Ton	Brix Factors	Tons
	Dollars	Code a/	

District, Type, and Variety	Base Price Per Ton	Brix Factors	Tons
	Dollars	Code a/	

DISTRICT 03 (Cont'd.)

Chardonnay * (Cont'd.)	1,400.00	063885	11.5
	1,450.00	000100	49.6
	1,475.00	013700	8.5
	1,485.00	047000	85.3
	1,500.00	000100	360.7
	1,500.00	002920	27.9
	1,500.00	009800	451.9
	1,500.00	009900	226.2
	1,500.00	011200	195.9
	1,500.00	012100	4.9
	1,500.00	012300	62.2
	1,500.00	014500	63.7
	1,500.00	017100	5.6
	1,500.00	053800	46.9
	1,550.00	016100	50.4
	1,550.00	059080	67.4
	1,550.00	062150	43.5
	1,551.53	000100	138.7
	1,600.00	000100	1,861.7
	1,600.00	010000	88.8
	1,600.00	012100	54.9
	1,600.00	012300	70.6
	1,600.00	012400	13.3
	1,600.00	046700	38.4
	1,600.00	059080	440.7
	1,600.00	060652	19.3
	1,625.00	016200	22.5
	1,650.00	000100	106.3
	1,650.00	012400	59.3
	1,650.00	017100	3.8
	1,650.00	059080	13.3
	1,650.00	060100	14.0
	1,659.17	000100	11.7
	1,700.00	000100	2,062.5
	1,700.00	008400	0.9
	1,700.00	009900	37.1
	1,700.00	010000	46.1
	1,700.00	012100	124.9
	1,700.00	012300	30.0
	1,700.00	012400	18.5
	1,700.00	016200	5.2
	1,700.00	016300	56.7
	1,700.00	059080	104.2
	1,700.00	064875	86.0
	1,750.00	000100	160.9
	1,750.00	002200	7.7
	1,750.00	014100	12.4
	1,750.00	014500	32.0
	1,750.00	059080	28.7
	1,761.06	059080	135.1
	1,764.00	000100	37.4
	1,783.49	000100	36.6
	1,785.00	000100	64.2
	1,799.66	000100	87.8
	1,800.00	000100	826.6
	1,800.00	002000	25.5
	1,800.00	008400	31.0
	1,800.00	010100	26.0
	1,800.00	010400	0.8
	1,800.00	012100	236.9
	1,800.00	012300	113.4
	1,800.00	012400	59.2
	1,800.00	014100	12.8
	1,800.00	014500	4.0
	1,800.00	016100	18.2
	1,800.00	053800	19.2
	1,800.00	056200	32.5
	1,827.00	000100	34.8
	1,835.00	000100	48.2
	1,850.00	000100	361.4
	1,850.00	009900	152.4
	1,850.00	013500	5.4
	1,850.00	014800	10.2
	1,850.00	059080	29.0
	1,850.00	060100	13.1
	1,850.00	064250	36.4
	1,850.61	000100	62.9

	1,857.19	015800	2.9
	1,864.28	000100	13.4
	1,875.00	016100	11.1
	1,879.42	000100	109.1
	1,892.82	000100	208.6
	1,900.00	000100	628.6
	1,900.00	002100	39.3
	1,900.00	005300	25.4
	1,900.00	010000	29.5
	1,900.00	012100	61.4
	1,900.00	012300	255.8
	1,900.00	012600	38.2
	1,900.00	013500	8.7
	1,900.00	013700	30.3
	1,900.00	015800	149.4
	1,900.00	016300	20.0
	1,901.52	059080	17.0
	1,902.21	015900	48.7
	1,948.50	005300	40.8
	1,950.00	000100	52.5
	1,950.00	008400	4.1
	1,950.00	015800	54.4
	1,950.05	000100	36.5
	1,950.05	015800	41.6
	1,956.73	000100	1,674.3
	1,956.73	005100	254.3
	1,956.73	010000	146.3
	1,956.73	011200	472.9
	1,956.73	013700	226.0
	1,956.73	015270	29.1
	1,956.73	015800	136.7
	1,956.73	016100	18.1
	1,956.73	059080	19.0
	1,958.00	008630	0.7
	1,958.98	000100	338.2
	1,958.98	005300	35.5
	1,958.98	012100	225.3
	1,958.98	012600	3.9
	1,959.00	000100	29.1
	1,959.00	014100	19.7
	1,959.00	015800	5.4
	1,961.84	000100	288.9
	1,961.84	010000	8.4
	1,961.84	011200	146.8
	1,961.84	012400	96.2
	1,961.84	046700	127.6
	1,961.84	047000	135.0
	1,961.84	059080	280.6
	1,962.00	000100	32.0
	1,962.00	012400	4.6
	1,976.30	012400	35.4
	1,997.84	000100	14.8
	2,000.00	000100	643.3
	2,000.00	002100	6.0
	2,000.00	002200	19.6
	2,000.00	008550	30.1
	2,000.00	009800	147.7
	2,000.00	010000	108.9
	2,000.00	010100	22.9
	2,000.00	012300	55.6
	2,000.00	012400	258.8
	2,000.00	012600	34.3
	2,000.00	013700	74.7
	2,000.00	013900	14.0
	2,000.00	014100	74.4
	2,000.00	014500	142.9
	2,000.00	014800	180.4
	2,000.00	015800	6.9
	2,000.00	016100	44.9
	2,000.00	016300	4.8
	2,000.00	016400	23.1
	2,000.00	017900	6.3
	2,000.00	018200	25.4
	2,000.00	046700	29.4
	2,000.00	056200	12.5
	2,000.00	059080	48.3
	2,000.00	061250	56.2
	2,000.00	064875	16.1
	2,001.83	016100	27.8

TABLE 8: BASE PRICE PAID TO GROWERS FOR GRAPES CRUSHED AND DELIVERED TO CALIFORNIA PROCESSORS FROM THE 2001 CROP WITH BRIX FACTORS AND PURCHASED TONNAGE, BY TYPE, VARIETY, REPORTING DISTRICT WHERE GROWN, AND WEIGHTED AVERAGE BASE PRICE.

District, Type, and Variety	Base Price Per Ton	Brix Factors	Tons	District, Type, and Variety	Base Price Per Ton	Brix Factors	Tons
	Dollars	Code a/			Dollars	Code a/	
DISTRICT 03 (Cont'd.)					2,200.00	010000	2.0
Chardonnay * (Cont'd.)	2,005.58	000100	16.1		2,200.00	011570	19.1
	2,015.43	000100	7.8		2,200.00	012000	47.1
	2,022.00	000100	10.0		2,200.00	012100	206.2
	2,022.00	012100	7.6		2,200.00	012400	10.5
	2,022.00	014800	22.4		2,200.00	012600	10.2
	2,049.46	012100	45.0		2,200.00	013700	53.9
	2,054.57	000100	346.9		2,200.00	014800	11.2
	2,054.57	060100	9.1		2,200.00	015800	18.4
	2,054.57	061100	193.1		2,200.00	016300	34.7
	2,055.30	009900	146.0		2,201.32	000100	165.8
	2,056.93	015270	73.4		2,203.27	000100	40.7
	2,059.93	000100	182.8		2,234.00	016100	55.1
	2,074.13	000100	90.4		2,244.00	000100	11.7
	2,091.60	005100	112.9		2,244.65	012100	41.8
	2,096.76	000100	36.6		2,250.00	000100	12.4
	2,096.96	005300	16.1		2,250.00	012600	30.7
	2,098.00	012100	55.0		2,250.00	013700	12.9
	2,100.00	000100	552.5		2,250.24	000100	309.1
	2,100.00	010000	9.4		2,250.24	006700	51.7
	2,100.00	012400	117.7		2,250.24	011300	153.6
	2,100.00	012600	2.2		2,250.24	012500	615.7
	2,100.00	013700	19.6		2,250.24	061100	293.0
	2,100.00	015800	31.0		2,252.82	012000	23.0
	2,100.00	017900	1.5		2,252.83	000100	32.9
	2,100.00	059050	370.9		2,252.83	008400	8.6
	2,107.19	000100	64.5		2,252.83	014500	20.2
	2,112.00	000100	15.0		2,253.00	000100	29.4
	2,113.00	015800	85.3		2,253.00	012300	70.1
	2,115.00	000100	17.3		2,253.00	014100	252.4
	2,119.06	000100	73.5		2,253.00	014400	43.0
	2,129.57	000100	85.0		2,253.00	017100	78.6
	2,135.00	000100	541.0		2,256.00	000100	72.0
	2,135.00	012400	14.5		2,256.12	000100	138.9
	2,135.00	060100	155.2		2,281.73	000100	12.9
	2,135.00	061100	25.4		2,295.38	000100	44.7
	2,135.77	012600	6.6		2,300.00	000100	698.8
	2,142.36	012100	1.0		2,300.00	001000	8.6
	2,143.00	009900	51.2		2,300.00	002100	11.1
	2,150.00	000100	29.3		2,300.00	012600	28.9
	2,150.00	010000	29.6		2,300.00	013500	9.5
	2,150.00	012100	50.5		2,300.00	017900	5.1
	2,150.00	012400	38.7		2,300.00	064875	33.7
	2,150.00	016100	27.4		2,314.51	000100	15.7
	2,152.00	000100	58.4		2,342.00	000100	10.1
	2,152.40	000100	593.6		2,348.08	000100	64.7
	2,152.40	008300	58.7		2,348.08	014800	33.0
	2,152.40	010000	31.1		2,348.08	016100	93.7
	2,152.40	011200	403.1		2,350.00	000100	3.4
	2,152.40	011900	54.6		2,350.77	000100	9.1
	2,152.40	012100	67.8		2,350.78	000100	115.1
	2,152.40	012400	33.4		2,350.78	012400	2.5
	2,152.40	013700	28.9		2,350.78	016100	85.1
	2,152.40	015000	30.1		2,351.00	000100	6.7
	2,152.40	015800	63.1		2,351.00	014100	130.6
	2,152.40	060000	22.5		2,351.00	015240	58.9
	2,152.40	061100	9.6		2,354.21	047100	6.6
	2,152.40	061400	31.4		2,354.21	056900	742.3
	2,152.41	012100	48.7		2,360.00	000100	43.2
	2,153.23	012300	67.1		2,361.12	010000	20.7
	2,154.88	000100	78.1		2,361.83	000100	7.2
	2,154.88	014500	10.2		2,375.98	000100	14.3
	2,155.00	000100	81.0		2,400.00	000100	164.1
	2,155.00	014100	43.0		2,400.00	009800	103.6
	2,158.02	000100	1,278.5		2,400.00	012400	9.3
	2,158.02	010000	10.0		2,400.00	016100	5.8
	2,158.02	011200	197.1		2,400.00	017900	2.2
	2,158.02	012100	586.6		2,425.00	017800	3.0
	2,158.02	012400	98.7		2,439.23	000100	40.5
	2,158.02	014800	48.9		2,448.73	000100	46.6
	2,158.02	046700	189.4		2,450.00	000100	2.2
	2,158.02	059080	67.7		2,452.30	000100	106.1
	2,158.02	063200	24.7		2,460.00	016100	5.3
	2,166.00	000100	19.1		2,484.00	016500	10.6
	2,175.00	000100	89.8		2,494.38	012600	2.0
	2,175.00	010100	20.0		2,500.00	000100	21.4
	2,200.00	000100	411.9		2,500.00	002100	5.1
	2,200.00	002100	13.8		2,500.00	010000	2.5
					2,500.00	012400	19.9

TABLE 8: BASE PRICE PAID TO GROWERS FOR GRAPES CRUSHED AND DELIVERED TO CALIFORNIA PROCESSORS FROM THE 2001 CROP WITH BRIX FACTORS AND PURCHASED TONNAGE, BY TYPE, VARIETY, REPORTING DISTRICT WHERE GROWN, AND WEIGHTED AVERAGE BASE PRICE.

District, Type, and Variety	Base Price Per Ton	Brix Factors	Tons	District, Type, and Variety	Base Price Per Ton	Brix Factors	Tons	
	Dollars	Code a/			Dollars	Code a/		
DISTRICT 03 (Cont'd.)					1,150.00	000100	5.3	
Chardonnay * (Cont'd.)	2,500.00	012500	207.2		1,200.00	016100	4.2	
	2,500.00	016100	17.8		1,264.00	008630	0.1	
	2,500.00	017525	16.6		1,264.72	000100	0.9	
	2,505.00	000100	40.7		1,264.72	008100	10.8	
	2,505.00	012100	17.1		1,275.00	000100	31.7	
	2,508.25	000100	21.9		1,300.00	000100	17.2	
	2,526.44	000100	18.3		1,312.14	000100	3.4	
	2,550.00	000100	22.5		1,350.00	000100	7.7	
	2,581.83	000100	15.1		1,350.00	011900	10.7	
	2,598.06	061100	174.8		1,391.19	000100	14.8	
	2,600.00	000100	72.3		1,391.20	012600	4.0	
	2,600.00	002100	18.4		1,400.00	000100	4.8	
	2,600.00	012600	8.9		1,400.00	016100	23.2	
	2,600.00	017700	11.6		1,443.35	008200	41.0	
	2,641.58	000100	1.0		1,443.35	009800	18.2	
	2,642.00	016500	5.1		1,500.00	000100	47.0	
	2,648.48	000100	13.7		1,500.00	012100	1.0	
	2,650.00	009800	22.9		1,500.00	014100	16.3	
	2,663.00	000100	2.7		1,515.10	019100	4.0	
	2,693.02	012100	217.7		1,600.00	000100	2.7	
	2,700.00	017900	25.7		1,700.00	014500	2.0	
	2,723.00	000100	14.2		1,705.00	016100	9.2	
	2,737.00	000100	17.9		1,800.00	000100	9.3	
	2,740.57	000100	20.2		1,900.00	000100	6.5	
	2,750.00	017900	8.5		2,106.29	010000	80.5	
	2,800.00	000100	79.6		Wtd. Avg. Base & Total Tons	1,487.94		413.8
	2,800.00	010000	12.5		Gray Riesling *	1,111.00	000100	30.1
	2,800.00	012600	8.6		Wtd. Avg. Base & Total Tons	1,111.00		30.1
	2,800.00	013700	7.4		Malvasia Bianca *	1,700.00	000100	30.4
	2,850.00	000100	116.0		1,700.00	017400	2.1	
	2,860.00	017300	6.1		Wtd. Avg. Base & Total Tons	1,700.00		32.5
	3,000.00	000100	64.8		Marsanne	1,800.00	000100	23.1
	3,000.00	002100	13.3		2,000.00	016300	3.3	
	3,000.00	010000	14.0		2,000.00	016400	12.3	
	3,000.00	012400	4.4		Wtd. Avg. Base & Total Tons	1,880.62		38.7
	3,000.00	012600	24.5		Melon	1,848.14	012400	17.1
	3,000.00	016100	4.7		Wtd. Avg. Base & Total Tons	1,848.14		17.1
	3,000.00	016500	1.6		Muscat Blanc *	100.00	017900	0.3
	3,033.00	012400	23.7		1,721.77	000100	29.1	
	3,155.57	000100	17.7		1,722.00	002500	2.1	
3,200.00	000100	4.5		1,750.00	000100	2.7		
3,200.00	010000	2.1		1,800.00	000100	4.4		
3,300.00	016100	4.6		2,181.98	002100	20.8		
3,425.00	010100	128.4		Wtd. Avg. Base & Total Tons	1,881.82		59.4	
3,499.74	000100	32.7		Palomino *	550.00	000100	21.8	
3,500.00	000100	39.8		Wtd. Avg. Base & Total Tons	550.00		21.8	
3,500.00	012400	0.3		Pinot Blanc	1,607.08	011900	27.9	
3,500.00	012600	62.7		1,767.79	009600	80.3		
6,000.00	000100	3.6		1,767.79	013500	89.6		
Wtd. Avg. Base & Total Tons	1,906.00		39,888.2	1,800.00	000100	1.2		
Chenin Blanc	625.00	005100	93.4	1,848.14	012400	59.5		
	660.63	040600	39.8	2,100.00	016300	17.8		
	700.00	039700	70.6	Wtd. Avg. Base & Total Tons	1,790.41		276.3	
	750.00	000100	8.2	Pinot Gris *	880.03	000100	12.8	
Wtd. Avg. Base & Total Tons	661.50		212.0	1,200.00	017900	26.4		
French Colombard	75.00	000100	0.5	1,500.00	000100	2.2		
	550.00	009800	2.9	1,500.00	017900	6.6		
	560.91	006300	227.1	1,600.00	009800	26.8		
	562.10	000100	6.4	1,700.00	056550	95.1		
	562.10	006300	337.8	1,750.60	000100	9.6		
	575.00	006300	75.6	1,760.00	047000	19.9		
	600.00	000100	42.6	1,800.00	000100	100.3		
	650.00	000100	61.8					
	675.00	000100	5.1					
	700.00	010000	6.0					
	800.00	009600	0.4					
Wtd. Avg. Base & Total Tons	573.81		766.2					
Gewurztraminer	400.00	000100	25.5					
	899.88	000100	4.6					
	1,000.00	009600	0.5					
	1,100.00	000100	6.7					

TABLE 8: BASE PRICE PAID TO GROWERS FOR GRAPES CRUSHED AND DELIVERED TO CALIFORNIA PROCESSORS FROM THE 2001 CROP WITH BRIX FACTORS AND PURCHASED TONNAGE, BY TYPE, VARIETY, REPORTING DISTRICT WHERE GROWN, AND WEIGHTED AVERAGE BASE PRICE.

District, Type, and Variety	Base Price Per Ton	Brix Factors	Tons	District, Type, and Variety	Base Price Per Ton	Brix Factors	Tons
	Dollars	Code a/			Dollars	Code a/	
DISTRICT 03 (Cont'd.)					1,542.86	013500	17.3
Pinot Gris *(Cont'd.)	1,859.27	000100	35.7		1,542.86	013700	63.8
	1,860.00	006300	24.9		1,542.86	050700	29.9
	1,875.00	000100	27.2		1,542.86	053400	5.8
	1,900.00	000100	5.6		1,543.00	000100	2.3
	1,900.00	017900	1.0		1,550.00	000100	35.1
	1,931.48	000100	37.3		1,550.00	009800	14.6
	1,936.06	012400	6.3		1,550.00	012000	52.3
	1,980.00	000100	12.2		1,568.07	009600	75.9
	2,113.00	014100	3.4		1,570.91	011900	106.2
	2,252.83	000100	7.9		1,600.00	000100	116.0
	2,302.80	000100	1.3		1,600.00	056200	21.9
	2,448.73	000100	17.9		1,605.25	000100	124.5
	2,600.00	000100	13.0		1,612.99	000100	138.1
					1,612.99	012400	55.2
					1,612.99	044400	21.0
	Wtd. Avg. Base & Total Tons	1,790.23		493.4	1,612.99	050700	156.5
	Roussanne	1,800.00	000100	7.6	1,625.00	015238	9.9
1,931.48		012400	6.4	1,633.84	013500	78.8	
2,000.00		016300	7.0	1,650.00	011860	16.7	
				1,675.04	010000	73.2	
Wtd. Avg. Base & Total Tons	1,906.74		21.0	1,682.22	009800	51.0	
Sauvignon Blanc	700.00	000100	48.6	1,683.12	000100	82.8	
	800.00	009800	15.4	1,700.00	013600	47.0	
	1,000.00	009600	0.5	1,725.00	000100	7.4	
	1,100.00	011900	2.0	1,736.51	000100	12.2	
	1,200.00	000100	66.8	1,800.00	000100	2.2	
	1,256.40	010000	68.5	1,800.00	016100	59.3	
	1,267.88	000100	8.9	2,000.00	016100	9.6	
	1,300.00	000100	122.4	2,300.00	010100	28.9	
	1,300.00	010000	11.8				
	1,300.00	016100	4.0	Wtd. Avg. Base & Total Tons	1,509.56		5,364.8
	1,342.00	000100	3.3	Sauvignon Musque	1,642.58	009800	112.6
	1,365.00	000100	40.5	Wtd. Avg. Base & Total Tons	1,642.58		112.6
	1,395.00	000100	19.0	Sauvignon Vert *	1,200.00	000100	2.8
	1,395.87	000100	195.2	Wtd. Avg. Base & Total Tons	1,200.00		2.8
	1,395.87	009600	52.4	Semillon	1,000.00	009800	0.6
	1,396.00	000100	46.4	1,375.00	049550	21.7	
	1,400.00	000100	169.4	1,400.00	000100	15.5	
	1,400.00	008400	16.0	1,400.00	012950	6.0	
	1,400.00	009000	15.2	1,444.00	000100	3.8	
	1,400.00	012100	12.0	1,444.10	000100	33.8	
	1,400.00	014500	2.0	1,455.51	000100	19.0	
	1,400.00	016100	48.4	1,500.00	000100	6.9	
	1,402.60	000100	181.7	1,535.46	009800	2.5	
	1,402.60	009600	50.0	1,588.51	000100	97.1	
	1,402.60	009800	50.0	1,600.00	000100	13.0	
	1,402.60	010900	1.7	1,600.00	012500	11.1	
	1,402.60	013500	9.6	1,650.00	012400	2.6	
1,417.00	013700	10.0	1,673.84	000100	62.2		
1,417.50	000100	54.3	1,673.84	053500	87.8		
1,450.00	000100	8.4	2,000.00	000100	27.0		
1,450.00	012100	9.8					
1,450.00	012400	4.0	Wtd. Avg. Base & Total Tons	1,604.60		410.6	
1,450.00	041000	19.7	Tocai Friulano	1,600.00	000100	3.0	
1,466.00	000100	19.9	1,600.00	009800	7.5		
1,470.00	009800	15.2	Wtd. Avg. Base & Total Tons	1,600.00		10.5	
1,472.73	011900	27.1	Vernaccia	2,252.83	000100	11.7	
1,475.00	010000	23.4	Wtd. Avg. Base & Total Tons	2,252.83		11.7	
1,480.52	064950	50.3	Viognier	1,600.00	016100	2.7	
1,493.25	010000	6.9	1,800.00	000100	115.8		
1,500.00	000100	307.1	1,926.00	000100	8.2		
1,500.00	009600	143.0	1,950.00	000100	5.4		
1,500.00	012000	151.2	2,021.40	000100	12.2		
1,500.00	014100	11.9	2,140.00	000100	7.7		
1,500.00	050700	28.3	2,140.27	000100	21.1		
1,535.00	000100	11.4	2,140.27	016100	1.3		
1,535.46	000100	405.5	2,140.27	016300	1.1		
1,535.46	009800	30.5	2,196.20	000100	6.4		
1,535.46	012100	5.5					
1,535.60	000100	19.1					
1,542.00	000100	68.1					
1,542.86	000100	64.7					
1,542.86	009800	779.8					
1,542.86	010000	47.1					
1,542.86	011900	106.4					
1,542.86	012000	159.1					

TABLE 8: BASE PRICE PAID TO GROWERS FOR GRAPES CRUSHED AND DELIVERED TO CALIFORNIA PROCESSORS FROM THE 2001 CROP WITH BRIX FACTORS AND PURCHASED TONNAGE, BY TYPE, VARIETY, REPORTING DISTRICT WHERE GROWN, AND WEIGHTED AVERAGE BASE PRICE.

District, Type, and Variety	Base Price Per Ton	Brix Factors	Tons	District, Type, and Variety	Base Price Per Ton	Brix Factors	Tons
	Dollars	Code a/			Dollars	Code a/	
DISTRICT 03 (Cont'd.)					1,800.00	000100	4.9
Viognier (Cont'd.)	2,200.00	000100	5.1		1,800.00	059080	42.9
	2,200.00	012400	1.1		1,900.00	000100	40.9
	2,200.00	012500	1.1		1,900.00	012600	8.5
	2,200.00	018200	6.0		2,000.00	000100	24.8
	2,250.24	000100	7.8		2,000.00	017700	0.5
	2,300.00	000100	17.2		2,000.00	046700	49.7
	2,354.00	012400	0.1		2,000.00	056200	18.9
	2,354.00	015900	2.1		2,000.00	059080	9.4
	2,354.00	016300	15.8		2,150.00	000100	2.4
	2,354.00	017100	9.3		2,157.72	012400	3.1
	2,354.30	000100	3.1		2,200.00	000100	17.6
	2,354.30	002500	4.3		2,200.00	012400	3.3
	2,354.30	012400	3.8		2,200.00	013500	3.3
	2,400.00	000100	5.2		2,200.00	014100	31.0
	2,425.00	018970	0.2		2,226.00	008630	1.0
	2,433.06	012100	6.4		2,226.00	012400	6.5
	2,434.01	000100	17.2		2,226.53	000100	131.0
	2,453.82	000100	6.6		2,227.00	000100	4.2
	2,461.00	000100	5.0		2,227.00	016300	5.5
	2,461.31	000100	0.2		2,227.33	016300	4.8
	2,500.00	000100	0.9		2,227.38	001000	31.3
	2,500.00	016300	4.2		2,260.00	001000	14.1
	2,700.00	017900	11.6		2,300.00	000100	9.8
	2,750.00	010100	28.7		2,300.00	012100	9.0
	4,405.00	010000	2.3		2,300.00	013500	5.1
					2,310.00	000100	27.0
					2,337.85	012400	15.0
Wtd. Avg. Base & Total Tons	2,171.94		347.2		2,364.00	000100	19.5
					2,365.00	000100	5.1
White Riesling *	900.00	000100	11.2		2,375.00	000100	15.7
	1,350.00	012500	6.7		2,378.00	000100	4.0
	1,500.00	000100	25.5		2,382.00	016100	1.4
	1,800.00	000100	3.6		2,400.00	000100	3.8
	2,006.15	012400	28.6		2,449.18	000100	109.8
	4,429.13	000100	5.1		2,450.00	000100	17.5
					2,450.00	013500	12.1
Wtd. Avg. Base & Total Tons	1,782.15		80.7		2,450.12	000100	33.8
					2,450.12	012400	37.0
Other White b/	600.00	000100	2.8		2,450.12	017900	4.0
	750.00	000100	0.7		2,475.00	000100	5.7
	800.00	008500	5.6		2,500.00	000100	3.5
					2,511.92	012400	6.2
Wtd. Avg. Base & Total Tons	734.62		9.1		2,560.51	000100	80.9
					2,560.51	014500	29.7
					2,561.00	000100	44.1
					2,561.00	016010	18.0
					2,561.00	017100	75.7
					2,561.49	000100	188.3
					2,561.49	013400	4.5
					2,561.49	014500	17.7
					2,561.49	061100	48.1
					2,589.80	000100	3.2
					2,628.84	000100	11.8
					2,671.84	010000	27.3
					2,671.84	014500	23.5
					2,672.00	000100	31.8
					2,672.86	000100	15.8
					2,681.34	000100	5.2
					2,700.00	000100	46.9
					2,750.00	000100	2.5
Wtd. Avg. Base & Total Tons	1,878.69		113.9		2,775.00	000100	1.8
					2,800.00	000100	18.2
					2,800.00	010000	1.4
Barbera	1,600.00	000100	18.0		2,800.00	012400	8.2
	1,800.00	000100	7.3		2,840.00	000100	17.9
	2,000.00	046700	30.4		2,893.63	000100	7.5
	2,078.00	017700	13.8		2,905.00	012400	5.8
	2,300.00	000100	41.8		3,000.00	002100	3.3
	2,333.99	000100	37.0		3,000.00	010100	8.0
	2,336.54	000100	9.8		3,000.00	015800	13.7
	2,650.00	000100	4.2		3,000.00	016100	2.8
	2,650.00	012600	2.3		3,200.00	017900	5.8
Wtd. Avg. Base & Total Tons	2,150.89		164.6		3,250.00	000100	5.5
					3,300.00	010200	4.1
					3,300.00	012400	0.6
Cabernet Franc	250.00	012900	0.9		3,300.00	016100	0.6
	1,300.00	016100	36.8		3,500.00	000100	1.8
	1,500.00	064875	6.1		3,905.14	000100	19.6
	1,600.00	016100	6.9				

TABLE 8: BASE PRICE PAID TO GROWERS FOR GRAPES CRUSHED AND DELIVERED TO CALIFORNIA PROCESSORS FROM THE 2001 CROP WITH BRIX FACTORS AND PURCHASED TONNAGE, BY TYPE, VARIETY, REPORTING DISTRICT WHERE GROWN, AND WEIGHTED AVERAGE BASE PRICE.

District, Type, and Variety	Base Price Per Ton	Brix Factors	Tons	District, Type, and Variety	Base Price Per Ton	Brix Factors	Tons
	Dollars	Code a/			Dollars	Code a/	
DISTRICT 03 (Cont'd.)					2,432.00	059050	251.6
					2,432.39	000100	74.2
Cabernet Franc (Cont'd.)	4,399.54	000100	2.7		2,450.00	000100	260.9
	5,020.00	000100	2.0		2,450.00	012400	23.0
					2,450.00	013500	52.4
Wtd. Avg. Base & Total Tons	2,422.81		1,661.6		2,450.00	015800	18.8
					2,450.00	046700	171.5
Cabernet Sauvignon	300.00	012900	3.0		2,450.00	056200	70.7
	500.00	012100	1.5		2,450.00	061750	15.5
	1,195.00	014500	17.0		2,450.00	064875	58.3
	1,350.00	014500	30.8		2,457.00	012400	4.9
	1,500.00	000100	4.4		2,464.88	059080	65.0
	1,500.00	012100	10.0		2,473.00	000100	47.9
	1,500.00	016300	3.3		2,478.60	000100	61.0
	1,542.00	012600	1.0		2,500.00	000100	431.3
	1,700.00	016100	2.9		2,500.00	010000	6.5
	1,762.00	000100	7.9		2,500.00	012100	109.7
	1,800.00	000100	24.7		2,500.00	012400	6.7
	1,800.00	016100	1.5		2,500.00	015000	29.4
	1,800.00	059080	11.9		2,500.00	016100	12.2
	1,850.00	000100	16.3		2,500.00	016300	20.9
	1,900.00	000100	22.9		2,500.00	016350	8.2
	1,900.00	059080	29.6		2,500.00	017200	7.9
	1,925.00	059080	7.7		2,500.00	017900	6.1
	1,927.00	000100	11.4		2,500.00	064250	26.4
	1,950.00	000100	75.1		2,500.00	064875	18.2
	2,000.00	000100	134.7		2,530.00	059080	44.6
	2,000.00	008400	9.4		2,536.97	012400	57.9
	2,000.00	010000	0.9		2,537.00	015900	8.0
	2,000.00	016100	3.3		2,537.77	000100	104.3
	2,000.00	017700	2.0		2,537.77	014500	81.0
	2,000.00	017900	4.4		2,538.86	000100	116.3
	2,000.00	059080	17.6		2,547.09	000100	9.3
	2,000.00	064875	22.1		2,550.00	000100	5.7
	2,100.00	012400	44.2		2,550.00	012400	34.0
	2,100.00	012600	2.1		2,559.71	015900	3.5
	2,100.00	016300	3.6		2,589.80	012600	23.6
	2,150.00	000100	6.6		2,589.81	012400	4.5
	2,150.00	016300	2.8		2,593.00	017200	4.3
	2,152.00	000100	35.8		2,600.00	000100	305.1
	2,200.00	000100	280.7		2,600.00	012100	211.5
	2,200.00	008400	0.5		2,600.00	012400	43.6
	2,200.00	012100	73.1		2,600.00	012600	42.8
	2,200.00	012400	74.4		2,600.00	016350	99.3
	2,200.00	016100	9.1		2,600.00	059080	68.8
	2,200.00	064875	65.7		2,625.00	000100	49.4
	2,250.00	000100	3.5		2,640.00	064950	14.1
	2,250.00	012100	51.3		2,650.00	000100	8.0
	2,250.00	056025	1,082.6		2,650.00	012400	31.2
	2,300.00	000100	41.0		2,658.00	012400	9.2
	2,300.00	008400	2.8		2,658.61	000100	283.1
	2,300.00	016200	11.0		2,658.61	012400	165.7
	2,300.00	016300	19.3		2,658.61	015000	18.0
	2,300.00	059080	16.6		2,658.61	015800	200.6
	2,315.00	000100	54.9		2,659.75	016100	15.2
	2,340.00	000100	17.0		2,659.76	000100	903.6
	2,347.00	012400	13.2		2,659.76	012400	76.2
	2,375.00	016100	6.0		2,659.76	016100	177.6
	2,400.00	000100	132.5		2,659.78	000100	9.2
	2,400.00	012400	78.7		2,660.00	000100	35.1
	2,400.00	016100	25.9		2,660.00	061100	13.5
	2,416.92	000100	403.1		2,661.00	000100	26.2
	2,416.92	012400	187.1		2,661.00	010000	44.5
	2,416.92	015900	43.9		2,661.00	014500	14.2
	2,417.00	000100	0.7		2,661.00	016010	32.5
	2,417.00	012400	9.2		2,661.00	017100	113.5
	2,417.27	000100	4.4		2,661.49	000100	25.1
	2,417.96	000100	53.2		2,661.49	014100	25.5
	2,417.96	012400	166.5		2,695.67	017300	81.0
	2,417.96	014800	5.9		2,700.00	000100	139.5
	2,417.96	046700	131.0		2,700.00	012400	42.9
	2,417.96	064875	32.0		2,700.00	015800	161.6
	2,418.00	000100	6.2		2,700.00	016300	19.8
	2,419.00	008630	3.5		2,700.00	016350	27.7
	2,419.54	000100	300.8		2,706.95	015800	48.6
	2,419.54	016300	0.9		2,719.03	000100	43.4
	2,420.00	000100	62.7		2,719.04	000100	7.9
	2,420.00	016100	1.2		2,724.49	000100	73.0
	2,432.00	000100	115.7		2,744.97	000100	56.5

TABLE 8: BASE PRICE PAID TO GROWERS FOR GRAPES CRUSHED AND DELIVERED TO CALIFORNIA PROCESSORS FROM THE 2001 CROP WITH BRIX FACTORS AND PURCHASED TONNAGE, BY TYPE, VARIETY, REPORTING DISTRICT WHERE GROWN, AND WEIGHTED AVERAGE BASE PRICE.

District, Type, and Variety	Base Price Per Ton	Brix Factors	Tons
	Dollars	Code a/	

District, Type, and Variety	Base Price Per Ton	Brix Factors	Tons
	Dollars	Code a/	

DISTRICT 03 (Cont'd.)

Cabernet Sauvignon (Cont'd.)	2,750.00	000100	323.3
	2,750.00	010200	11.3
	2,750.00	012400	7.7
	2,750.00	015800	45.4
	2,750.00	016100	24.3
	2,750.00	016300	5.6
	2,758.00	016100	16.9
	2,775.00	014500	63.0
	2,778.00	000100	4.5
	2,778.60	012400	36.2
	2,779.00	017700	12.0
	2,779.46	000100	800.3
	2,779.46	010100	46.1
	2,779.46	012400	131.4
	2,779.46	012500	26.2
	2,779.46	014500	241.7
	2,779.46	053500	19.9
	2,779.46	061100	482.9
	2,779.46	061900	35.4
	2,780.00	000100	34.3
	2,780.65	000100	740.6
	2,780.65	016100	222.4
	2,780.65	056200	87.6
	2,780.65	059080	23.0
	2,781.00	000100	315.5
	2,782.00	000100	379.8
	2,782.00	002100	2.3
	2,782.00	010000	75.2
	2,782.00	012400	48.5
	2,782.00	014400	8.7
	2,782.00	014500	12.9
	2,782.00	016100	15.8
	2,782.00	017100	76.4
	2,782.47	000100	15.8
	2,782.47	008400	18.9
	2,782.47	016100	59.6
	2,800.00	000100	137.1
	2,800.00	012400	45.5
	2,800.00	012500	37.1
	2,800.00	016300	7.4
	2,824.49	000100	66.9
	2,840.00	000100	104.3
	2,840.00	012400	208.0
	2,840.00	014100	29.5
	2,840.00	014500	39.3
	2,841.00	000100	32.7
	2,850.00	000100	2.9
	2,850.00	012100	102.8
	2,850.00	013500	16.7
	2,850.00	016200	23.2
	2,850.00	017100	75.3
	2,858.69	000100	31.5
	2,859.69	000100	5.9
	2,860.00	061100	45.2
	2,899.40	012400	15.1
	2,900.00	000100	66.0
	2,900.30	000100	314.1
	2,900.30	061100	41.8
	2,900.30	061600	205.3
	2,901.55	000100	1,579.5
	2,901.55	010000	204.4
	2,901.55	014500	497.6
	2,901.55	016400	2.0
	2,903.00	000100	29.0
	2,903.00	014500	40.5
	2,903.00	017100	65.0
	2,903.45	000100	131.3
	2,915.53	000100	48.0
	2,950.00	000100	66.3
	2,972.32	002100	57.4
	2,981.53	012600	5.3
	2,983.00	009950	40.7
	3,000.00	000100	84.6
	3,000.00	009800	15.7
	3,000.00	010400	7.8
	3,000.00	012400	30.1
	3,000.00	014500	9.4

	3,000.00	015000	30.8
	3,000.00	015800	279.6
	3,000.00	016100	43.8
	3,000.00	016300	42.2
	3,000.00	017900	21.7
	3,019.54	000100	4.2
	3,020.28	046700	51.9
	3,021.71	000100	3.9
	3,022.45	000100	80.7
	3,025.00	000100	21.3
	3,025.01	002100	9.5
	3,100.00	016100	21.1
	3,143.00	012400	9.3
	3,143.35	000100	126.4
	3,143.70	017900	34.3
	3,145.00	000100	13.3
	3,200.00	000100	186.2
	3,264.25	000100	102.5
	3,300.00	000100	1.0
	3,300.00	012400	19.5
	3,300.00	016100	20.5
	3,347.13	000100	27.3
	3,384.00	017700	27.7
	3,488.00	000100	163.0
	3,488.00	014500	34.9
	3,500.00	000100	100.5
	3,500.00	002100	10.7
	3,500.00	012400	52.9
	3,500.00	014500	6.7
	3,500.00	016300	11.4
	3,500.00	016350	21.3
	3,500.00	067875	8.9
	3,600.00	012400	9.2
	3,611.88	000100	29.0
	3,631.25	000100	5.0
	3,700.00	017900	13.0
	3,750.00	000100	7.4
	3,903.44	000100	17.5
	3,950.00	010100	23.0
	4,000.00	000100	24.3
	4,000.00	016300	33.9
	4,213.88	000100	20.1
	4,237.09	014100	58.3
	4,900.00	017900	12.6
	5,000.00	016300	33.9
	6,000.00	017900	17.9
Wtd. Avg. Base & Total Tons	2,701.33		21,214.3
Carignane	505.00	014100	28.8
	700.00	012100	3.0
	800.00	012400	9.8
	800.00	012900	6.4
	900.00	000100	0.3
	1,000.00	016300	6.1
	1,000.00	017700	1.7
	1,100.00	000100	39.6
	1,200.00	000100	97.3
	1,200.00	012100	4.3
	1,200.00	016300	18.7
	1,300.00	000100	32.2
	1,300.00	016300	11.2
	1,391.55	010000	8.1
	1,500.00	000100	2.5
	1,700.00	000100	18.9
	1,700.00	046700	15.1
	1,739.00	016300	45.3
	1,739.44	009800	15.6
	1,739.44	012600	21.6
	1,800.00	000100	54.7
	2,000.00	000100	2.8
	2,000.00	012400	1.4
	2,000.00	016300	9.0
	2,020.00	000100	2.2
	2,020.00	002500	4.8
	2,300.00	016100	5.5
	2,300.00	017400	5.5
	2,400.00	002500	13.1
	2,500.00	000100	1.0

TABLE 8: BASE PRICE PAID TO GROWERS FOR GRAPES CRUSHED AND DELIVERED TO CALIFORNIA PROCESSORS FROM THE 2001 CROP WITH BRIX FACTORS AND PURCHASED TONNAGE, BY TYPE, VARIETY, REPORTING DISTRICT WHERE GROWN, AND WEIGHTED AVERAGE BASE PRICE.

District, Type, and Variety	Base Price Per Ton	Brix Factors	Tons	District, Type, and Variety	Base Price Per Ton	Brix Factors	Tons
	Dollars	Code a/			Dollars	Code a/	
DISTRICT 03 (Cont'd.)							
Carignane (Cont'd.)	2,500.00	016100	6.9		2,471.01	061100	1.8
	2,600.00	000100	6.1		2,500.00	000100	1.5
	2,750.00	000100	18.3		2,550.00	012400	5.1
	3,000.00	000100	4.5		2,560.79	000100	5.0
	3,000.00	016400	0.8		2,593.00	016010	6.0
					2,593.17	000100	11.9
Wtd. Avg. Base & Total Tons	1,521.50		523.1		2,600.00	012600	11.6
					2,613.69	000100	1.2
					2,660.79	000100	2.9
Cinsaut *	1,600.00	018200	1.8		2,706.34	012400	8.8
	1,800.00	012400	1.4		2,706.34	061100	19.3
	1,800.00	016300	11.7		2,711.00	000100	2.6
Wtd. Avg. Base & Total Tons	1,775.84		14.9		2,711.04	000100	20.7
					2,800.00	017900	4.6
					2,828.92	000100	4.5
De Chaunac	2,000.00	008630	0.2		3,000.00	016300	0.7
Wtd. Avg. Base & Total Tons	2,000.00		0.2	Wtd. Avg. Base & Total Tons	2,500.79		180.4
Dolcetto	1,500.00	017400	0.8	Marechal Foch *	2,000.00	008630	0.1
	2,000.00	000100	2.0	Wtd. Avg. Base & Total Tons	2,000.00		0.1
	2,100.00	000100	1.2				
	2,333.99	000100	93.3	Mataro *	1,750.00	000100	0.9
Wtd. Avg. Base & Total Tons	2,317.38		97.3		1,789.95	016100	1.7
					1,800.00	017520	1.4
					1,900.00	000100	3.0
Early Burgundy	1,000.00	000100	1.0		2,000.00	000100	2.2
	1,000.00	011100	5.2		2,000.00	046700	11.3
Wtd. Avg. Base & Total Tons	1,000.00		6.2		2,016.75	000100	3.7
					2,050.00	000100	3.6
					2,200.00	012400	1.4
Freisa	2,333.99	000100	15.2		2,200.00	016100	5.9
Wtd. Avg. Base & Total Tons	2,333.99		15.2		2,350.00	000100	4.2
					2,400.00	000100	5.1
					2,875.00	000100	2.7
Gamay (Napa) *	700.00	012100	2.5		2,877.00	000100	5.5
	900.00	012100	7.4		3,000.00	017520	3.1
	1,000.00	000100	6.2		3,054.00	012400	7.5
	1,000.00	010300	7.6	Wtd. Avg. Base & Total Tons	2,351.91		63.2
	1,000.00	012100	20.7				
	1,081.54	006600	23.7		Merlot	300.00	012900
	1,100.00	000100	6.7		500.00	000100	23.5
	1,200.00	009600	11.2		605.50	002300	0.6
	1,321.17	039700	20.8		1,000.00	000100	63.9
	1,616.00	000100	8.6		1,000.00	010000	1.6
2,105.37	005100	7.8		1,000.00	012100	18.5	
Wtd. Avg. Base & Total Tons	1,194.42		123.2		1,000.00	016100	54.6
					1,000.00	067653	95.4
					1,200.00	012600	20.3
Gamay Beaujolais	1,000.00	016100	1.7		1,200.00	014500	140.0
Wtd. Avg. Base & Total Tons	1,000.00		1.7		1,300.00	016350	182.4
					1,400.00	012600	10.1
					1,500.00	000100	15.9
Grenache *	1,200.00	000100	0.6		1,500.00	016100	15.2
	1,600.00	018200	2.2		1,550.00	000100	12.5
	1,675.20	000100	14.8		1,550.00	012100	46.1
	1,845.00	012400	0.5		1,550.00	067355	3.7
	2,000.00	000100	22.5		1,600.00	012600	10.8
	2,200.00	000100	4.8		1,600.00	016100	31.7
	2,400.00	000100	2.6		1,679.43	000100	59.4
	2,450.00	000100	1.6		1,700.00	000100	220.5
	2,750.00	000100	4.7		1,700.00	008400	1.3
	2,875.00	000100	3.4		1,700.00	016100	47.8
	3,000.00	017520	5.6		1,700.00	016350	9.2
	3,054.00	000100	12.5		1,700.00	056025	2,288.2
	Wtd. Avg. Base & Total Tons	2,286.95		75.8		1,700.00	059080
					1,735.00	016200	336.3
					1,800.00	000100	641.6
Malbec	1,800.00	000100	5.5		1,800.00	010000	46.2
	2,000.00	000100	1.8		1,800.00	016100	30.2
	2,200.00	000100	21.4		1,800.00	016300	7.1
	2,300.00	000100	8.2		1,800.00	016350	3.7
	2,300.00	012400	5.3		1,800.00	059080	68.1
	2,329.33	000100	5.0		1,800.00	060650	49.7
	2,340.00	013700	1.5		1,850.00	016100	33.3
	2,353.34	000100	6.3		1,850.00	016300	14.6
	2,357.00	000100	10.6		1,850.00	059080	19.1
	2,452.00	016100	6.6				

TABLE 8: BASE PRICE PAID TO GROWERS FOR GRAPES CRUSHED AND DELIVERED TO CALIFORNIA PROCESSORS FROM THE 2001 CROP WITH BRIX FACTORS AND PURCHASED TONNAGE, BY TYPE, VARIETY, REPORTING DISTRICT WHERE GROWN, AND WEIGHTED AVERAGE BASE PRICE.

District, Type, and Variety	Base Price Per Ton	Brix Factors	Tons
	Dollars	Code a/	

District, Type, and Variety	Base Price Per Ton	Brix Factors	Tons
	Dollars	Code a/	

DISTRICT 03 (Cont'd.)

Merlot (Cont'd.)	1,883.00	017100	0.7
	1,900.00	000100	435.8
	1,900.00	008400	8.8
	1,900.00	012400	43.0
	1,900.00	016100	61.3
	1,900.00	017900	34.0
	1,900.00	059080	93.1
	1,950.00	000100	20.0
	1,950.00	012100	33.7
	1,950.00	064880	21.4
	1,980.00	000100	2.0
	1,992.62	000100	18.3
	2,000.00	000100	808.6
	2,000.00	002100	7.3
	2,000.00	012100	31.8
	2,000.00	012400	116.5
	2,000.00	012600	5.2
	2,000.00	015000	33.9
	2,000.00	016100	35.7
	2,000.00	016300	7.4
	2,000.00	017200	8.5
	2,000.00	017700	1.0
	2,000.00	046700	142.3
	2,000.00	056200	124.1
	2,000.00	059080	10.1
	2,000.00	064875	41.6
	2,005.59	000100	81.9
	2,075.00	000100	0.9
	2,087.00	012400	8.7
	2,100.00	000100	117.1
	2,100.00	013700	3.0
	2,100.00	014500	40.6
	2,100.00	016300	3.3
	2,100.82	064875	20.4
	2,103.74	000100	567.9
	2,103.74	012100	153.4
	2,103.74	014500	253.6
	2,103.74	015800	14.6
	2,103.74	059080	33.5
	2,104.00	012400	67.1
	2,105.87	000100	29.7
	2,106.00	008630	1.9
	2,106.12	016300	0.5
	2,106.29	000100	272.9
	2,106.29	010000	2.4
	2,106.29	014500	180.2
	2,106.29	046700	153.4
	2,106.29	059080	222.2
	2,106.72	000100	390.4
	2,106.72	013700	50.0
	2,106.72	014100	15.3
	2,106.72	016400	10.0
	2,107.00	000100	82.4
	2,107.00	016100	1.2
	2,125.00	010100	4.3
	2,127.79	002100	13.0
	2,128.35	000100	141.8
	2,150.00	000100	133.3
	2,150.00	012400	3.3
	2,150.00	016350	6.3
	2,150.00	059080	151.2
	2,166.00	012400	71.6
	2,166.85	000100	21.3
	2,176.00	000100	406.7
	2,176.00	059050	32.2
	2,178.74	014500	44.1
	2,200.00	000100	282.9
	2,200.00	008400	15.7
	2,200.00	010000	107.3
	2,200.00	012400	69.7
	2,200.00	013500	42.6
	2,200.00	014500	114.9
	2,200.00	015050	126.6
	2,200.00	015800	341.6
	2,200.00	015900	17.1
	2,200.00	016100	25.4
	2,200.00	016300	11.5

	2,200.00	016400	15.7
	2,200.00	064875	145.7
	2,205.00	000100	100.7
	2,207.00	012400	46.8
	2,208.62	000100	20.2
	2,208.93	000100	192.2
	2,208.93	001100	21.5
	2,208.93	012400	41.1
	2,208.93	061100	26.7
	2,212.00	017900	10.9
	2,225.00	012400	3.5
	2,233.00	016100	17.0
	2,234.60	000100	9.7
	2,238.70	000100	8.4
	2,238.70	061100	48.6
	2,250.00	012400	37.4
	2,250.00	014500	31.5
	2,265.00	059080	120.3
	2,274.00	000100	22.0
	2,275.00	016010	14.7
	2,275.86	012600	9.4
	2,275.87	000100	40.2
	2,276.00	000100	38.8
	2,280.16	015800	24.2
	2,300.00	000100	204.4
	2,300.00	012100	12.0
	2,300.00	012400	34.8
	2,300.00	015800	6.9
	2,300.00	016100	11.6
	2,300.00	016300	16.4
	2,300.00	059080	33.8
	2,312.00	016350	25.6
	2,313.00	000100	17.3
	2,314.00	000100	53.0
	2,314.00	012400	22.4
	2,314.11	000100	596.8
	2,314.11	013500	121.1
	2,314.11	014100	93.8
	2,314.11	014600	17.7
	2,314.11	014800	94.3
	2,314.11	015800	215.3
	2,314.11	016100	4.6
	2,314.11	060100	16.6
	2,314.11	061100	100.8
	2,316.79	012400	89.2
	2,316.92	000100	875.9
	2,316.92	010000	18.9
	2,316.92	012400	118.4
	2,316.92	014500	37.4
	2,316.92	016100	142.3
	2,317.00	000100	15.9
	2,317.00	002200	9.1
	2,317.00	012400	1.2
	2,317.00	014400	23.5
	2,317.00	016100	22.6
	2,317.00	017150	36.5
	2,333.30	000100	80.0
	2,337.98	056200	61.1
	2,340.00	000100	129.6
	2,345.00	012600	88.7
	2,345.18	016350	36.7
	2,350.00	000100	36.6
	2,350.00	012400	4.6
	2,354.00	000100	32.0
	2,356.19	015800	143.4
	2,375.00	016100	5.1
	2,375.00	017100	74.4
	2,386.00	000100	57.2
	2,392.06	000100	49.2
	2,400.00	000100	238.1
	2,400.00	002100	5.7
	2,400.00	013500	26.1
	2,400.00	014100	36.1
	2,400.00	015800	77.1
	2,400.00	016010	20.9
	2,400.00	016100	6.2
	2,402.28	000100	12.2
	2,411.00	017700	65.0
	2,418.30	000100	23.2

TABLE 8: BASE PRICE PAID TO GROWERS FOR GRAPES CRUSHED AND DELIVERED TO CALIFORNIA PROCESSORS FROM THE 2001 CROP WITH BRIX FACTORS AND PURCHASED TONNAGE, BY TYPE, VARIETY, REPORTING DISTRICT WHERE GROWN, AND WEIGHTED AVERAGE BASE PRICE.

District, Type, and Variety	Base Price Per Ton	Brix Factors	Tons	District, Type, and Variety	Base Price Per Ton	Brix Factors	Tons
	Dollars	Code a/			Dollars	Code a/	
DISTRICT 03 (Cont'd.)					1,700.00	012400	4.1
Merlot (Cont'd.)	2,419.30	000100	270.2		2,105.37	000100	168.7
	2,419.30	012400	94.5		2,315.91	000100	5.9
	2,419.30	014500	33.8		2,450.00	012600	9.8
	2,419.30	015000	10.6		2,800.00	002200	2.2
	2,419.30	061100	47.1				
	2,419.30	061900	23.6	Wtd. Avg. Base & Total Tons	2,004.53		214.6
	2,419.31	000100	68.6				
	2,422.00	000100	153.4	Nebbiolo	1,769.00	017700	0.5
	2,422.00	012400	7.1		1,800.00	000100	8.6
	2,422.10	000100	18.3		2,500.00	010400	1.1
	2,422.10	012400	12.3		2,514.75	000100	76.3
	2,422.23	000100	124.1	Wtd. Avg. Base & Total Tons	2,439.19		86.5
	2,422.23	012400	174.4				
	2,422.23	016100	174.8	Petit Verdot	2,000.00	000100	2.8
	2,422.23	059080	34.3		2,170.08	000100	3.7
	2,422.73	000100	9.8		2,175.00	012400	1.9
	2,423.00	014400	12.8		2,176.00	000100	9.0
	2,423.00	014500	182.5		2,176.00	008630	0.8
	2,423.00	016100	3.3		2,200.00	000100	12.8
	2,423.00	017100	315.9		2,200.00	010100	4.3
	2,425.00	012400	14.2		2,200.00	013500	4.7
	2,425.00	059080	25.3		2,200.00	016400	4.1
	2,486.00	016100	56.3		2,266.00	000100	1.2
	2,492.06	000100	14.7		2,300.00	000100	4.9
	2,500.00	000100	399.2		2,340.00	013700	1.5
	2,500.00	010000	4.6		2,387.08	015800	1.1
	2,500.00	015800	186.9		2,393.92	000100	4.2
	2,511.00	000100	26.5		2,393.92	016100	18.7
	2,511.44	000100	17.0		2,394.00	000100	9.0
	2,524.49	000100	29.4		2,400.00	012400	6.0
	2,524.49	061600	48.4		2,400.00	012600	6.9
	2,527.00	000100	37.0		2,422.48	000100	1.6
	2,527.55	000100	57.7		2,457.00	012400	1.4
	2,527.55	010000	103.4		2,495.59	012400	5.0
	2,527.55	014800	143.1		2,502.73	000100	6.0
	2,528.00	014500	16.0		2,503.00	000100	3.2
	2,528.06	000100	12.9		2,611.55	000100	1.5
	2,528.07	000100	65.6		3,000.00	012300	2.4
	2,565.12	000100	21.1		3,500.00	000100	2.2
	2,565.12	061100	2.2		4,200.00	017900	2.1
	2,573.50	000100	30.6		5,500.00	017900	1.6
	2,575.00	000100	11.4	Wtd. Avg. Base & Total Tons	2,429.98		124.6
	2,600.00	000100	1.2				
	2,632.86	059080	21.8	Petite Sirah	1,000.00	017700	0.2
	2,661.00	000100	6.8		1,400.00	000100	1.6
	2,683.00	009950	19.7		1,680.00	012900	10.1
	2,700.00	017900	22.3		1,800.00	012800	0.5
	2,704.00	000100	113.3		1,800.00	017010	9.4
	2,708.00	000100	22.7		1,900.00	000100	2.8
	2,737.00	000100	19.7		2,000.00	000100	10.1
	2,739.00	016100	90.6		2,000.00	012100	2.0
	2,750.00	000100	4.1		2,000.00	046100	4.3
	2,800.00	000100	18.7		2,122.00	000100	6.4
	2,808.81	000100	24.9		2,122.00	008630	0.3
	2,815.80	012600	1.7		2,122.22	012600	3.5
	2,841.00	000100	11.2		2,122.92	000100	29.3
	2,900.00	000100	21.6		2,123.00	016300	26.8
	2,945.00	017700	17.1		2,150.00	000100	4.2
	2,945.24	000100	48.7		2,150.00	016100	3.0
	2,950.00	000100	3.2		2,150.00	016300	2.9
	3,000.00	000100	78.3		2,173.71	000100	17.4
	3,000.00	010400	2.0		2,200.00	000100	6.6
	3,000.00	016100	3.1		2,200.00	012100	17.0
	3,000.00	016300	1.3		2,200.00	012400	3.5
	3,000.00	017700	20.8		2,200.00	012900	3.5
	3,175.00	010100	6.9		2,200.00	016100	0.9
	3,300.00	012400	44.1		2,282.40	000100	5.2
	3,481.00	017100	165.9		2,300.00	012100	24.8
	3,549.02	000100	6.1		2,300.00	012600	1.4
	3,690.93	014100	8.0		2,325.00	061100	28.1
	5,500.00	017525	9.2		2,340.59	000100	8.9
	6,000.00	017900	5.6		2,350.00	019000	1.0
Wtd. Avg. Base & Total Tons	2,138.07		21,132.4		2,400.00	000100	10.1
					2,400.00	002500	8.4
Meunier *	620.78	000100	11.8		2,400.00	016100	10.0
	1,393.92	000100	12.1		2,400.00	016400	8.2

TABLE 8: BASE PRICE PAID TO GROWERS FOR GRAPES CRUSHED AND DELIVERED TO CALIFORNIA PROCESSORS FROM THE 2001 CROP WITH BRIX FACTORS AND PURCHASED TONNAGE, BY TYPE, VARIETY, REPORTING DISTRICT WHERE GROWN, AND WEIGHTED AVERAGE BASE PRICE.

District, Type, and Variety	Base Price Per Ton	Brix Factors	Tons
	Dollars	Code a/	

District, Type, and Variety	Base Price Per Ton	Brix Factors	Tons
	Dollars	Code a/	

DISTRICT 03 (Cont'd.)			
------------------------------	--	--	--

Petite Sirah (Cont'd.)	2,445.42	000100	7.1
	2,500.00	000100	20.7
	2,500.00	012600	0.7
	2,500.00	016300	1.6
	2,500.00	017100	11.2
	2,547.50	000100	0.9
	2,600.00	000100	17.4
	2,600.00	012100	14.3
	2,750.00	000100	15.4
	2,750.00	017100	7.3
	2,800.00	000100	6.0
	2,800.00	012500	11.1
	2,800.00	014100	3.5
	3,000.00	000100	24.6
	3,150.00	000100	1.9
	3,200.00	000100	1.8
	5,000.00	016300	1.9
Wtd. Avg. Base & Total Tons	2,373.45		419.8
Pinot Noir	300.00	012900	4.2
	600.00	062500	11.1
	900.00	056025	222.0
	1,000.00	000100	1.2
	1,000.00	006000	12.8
	1,000.00	014500	2.4
	1,000.00	016300	4.7
	1,000.00	056025	809.6
	1,047.20	000100	119.1
	1,067.10	000100	110.2
	1,200.00	000100	6.5
	1,200.00	012400	8.7
	1,300.00	018200	3.0
	1,498.49	000100	831.7
	1,500.00	000100	2.0
	1,500.00	012400	26.3
	1,600.00	009600	3.5
	1,600.00	016100	10.2
	1,600.00	016400	24.6
	1,653.75	000100	66.9
	1,700.00	002200	17.5
	1,700.00	016100	38.4
	1,700.00	056025	35.4
	1,743.59	000100	4.5
	1,750.00	000100	54.2
	1,771.00	012600	9.0
	1,794.32	000100	26.9
	1,800.00	000100	59.0
	1,800.00	014500	3.9
	1,800.00	056025	452.8
	1,820.00	000100	17.6
	1,900.00	016100	23.5
	1,900.00	016400	60.9
	1,942.00	000100	10.8
	1,950.00	059080	13.3
	1,968.42	000100	1.9
	1,975.00	014100	20.6
	2,000.00	000100	294.8
	2,000.00	002200	26.3
	2,000.00	005300	10.4
	2,000.00	010000	27.8
	2,000.00	010100	24.5
	2,000.00	012100	37.1
	2,000.00	012300	68.4
	2,000.00	012400	73.5
	2,000.00	012600	12.6
	2,000.00	012950	10.2
	2,000.00	014100	93.7
	2,000.00	014800	28.7
	2,000.00	015800	0.8
	2,000.00	016100	117.5
	2,000.00	016400	114.8
	2,000.00	017100	10.0
	2,000.00	056025	312.6
	2,000.00	064875	36.0
	2,000.00	067353	3.4
	2,000.00	067675	7.5

	2,046.37	059080	42.5
	2,093.00	008630	0.1
	2,093.00	016100	16.3
	2,093.53	000100	5.0
	2,093.53	005100	222.6
	2,093.53	005300	33.2
	2,093.53	012300	43.2
	2,094.00	016300	30.1
	2,094.39	000100	30.2
	2,094.39	005100	62.5
	2,094.39	010000	3.4
	2,094.39	012300	17.5
	2,094.39	012400	32.8
	2,094.39	014800	83.1
	2,094.39	046700	29.7
	2,094.39	047000	105.5
	2,094.39	064250	4.3
	2,100.00	000100	194.3
	2,100.00	012100	43.4
	2,100.00	012400	10.8
	2,100.00	012600	4.7
	2,100.00	014100	29.9
	2,100.00	016400	26.8
	2,100.00	059080	36.8
	2,100.00	064875	61.1
	2,105.00	000100	8.8
	2,105.37	000100	246.4
	2,105.37	005100	296.2
	2,105.37	012300	83.3
	2,105.37	014500	2.5
	2,105.37	015800	55.0
	2,105.37	016300	8.2
	2,144.00	002200	31.4
	2,150.00	000100	2.5
	2,158.22	000100	23.5
	2,158.23	000100	32.7
	2,200.00	000100	213.3
	2,200.00	012300	85.5
	2,200.00	012400	18.2
	2,200.00	016100	31.5
	2,200.00	039700	230.9
	2,200.00	056200	20.0
	2,200.00	060652	33.1
	2,210.64	000100	420.0
	2,210.64	052100	15.5
	2,210.64	059080	151.7
	2,241.00	000100	24.3
	2,242.22	000100	190.2
	2,250.00	002200	10.7
	2,250.00	016100	17.9
	2,250.00	017400	31.5
	2,254.33	012400	6.1
	2,258.00	002100	73.4
	2,263.00	000100	38.9
	2,297.40	005100	164.4
	2,300.00	000100	17.7
	2,300.00	002920	57.5
	2,300.00	012950	6.8
	2,300.00	014100	49.3
	2,300.00	016100	21.8
	2,300.00	059080	26.3
	2,302.88	000100	12.8
	2,302.88	016100	2.5
	2,303.83	000100	29.7
	2,303.83	012400	6.1
	2,315.50	016100	10.4
	2,315.90	015800	6.4
	2,315.90	017200	0.5
	2,315.90	017300	9.7
	2,315.91	000100	469.0
	2,315.91	013700	93.5
	2,315.91	014500	147.0
	2,315.91	015800	5.1
	2,315.91	015900	73.1
	2,315.91	016100	49.5
	2,325.00	016100	6.1
	2,325.00	053300	99.5
	2,325.00	053400	139.0
	2,350.00	000100	31.8

TABLE 8: BASE PRICE PAID TO GROWERS FOR GRAPES CRUSHED AND DELIVERED TO CALIFORNIA PROCESSORS FROM THE 2001 CROP WITH BRIX FACTORS AND PURCHASED TONNAGE, BY TYPE, VARIETY, REPORTING DISTRICT WHERE GROWN, AND WEIGHTED AVERAGE BASE PRICE.

District, Type, and Variety	Base Price Per Ton	Brix Factors	Tons	District, Type, and Variety	Base Price Per Ton	Brix Factors	Tons
	Dollars	Code a/			Dollars	Code a/	
DISTRICT 03 (Cont'd.)					2,850.00	000100	66.6
					2,862.00	000100	15.3
					2,900.00	000100	17.6
Pinot Noir (Cont'd.)	2,350.00	015900	4.2		2,900.00	016100	1.1
	2,350.00	016400	17.3		2,900.00	017900	3.9
	2,366.67	000100	32.5		2,908.96	000100	45.0
	2,400.00	000100	83.6		3,000.00	000100	115.8
	2,400.00	002100	6.9		3,000.00	002100	5.8
	2,400.00	010100	2.0		3,000.00	010000	9.4
	2,400.00	012300	20.4		3,000.00	010100	2.0
	2,400.00	012400	1.7		3,000.00	012300	10.0
	2,400.00	012600	5.0		3,000.00	012400	7.8
	2,400.00	012800	14.1		3,000.00	012600	54.0
	2,400.00	014500	4.3		3,000.00	012800	4.6
	2,400.00	016100	22.5		3,000.00	014100	5.2
	2,400.00	016200	6.8		3,000.00	016100	10.0
	2,400.00	016300	5.7		3,000.00	016200	67.3
	2,400.00	016400	176.1		3,000.00	016400	8.7
	2,400.00	059075	15.3		3,000.00	017900	6.3
	2,400.00	067675	25.4		3,000.00	060652	54.8
	2,414.00	000100	0.7		3,092.74	000100	60.4
	2,421.17	000100	187.6		3,097.50	016300	9.6
	2,421.18	000100	163.3		3,100.00	002100	2.8
	2,421.18	010000	29.1		3,100.00	012400	4.6
	2,421.18	014500	1.5		3,100.00	012600	25.1
	2,421.18	015800	1.1		3,100.00	015900	3.5
	2,421.18	041000	58.9		3,116.67	016300	49.0
	2,421.18	061100	14.5		3,200.00	000100	32.0
	2,437.20	017300	147.1		3,200.00	012600	30.6
	2,450.00	012500	24.3		3,200.00	015800	6.7
	2,481.46	000100	12.7		3,200.00	015900	12.6
	2,488.45	012600	7.3		3,200.00	016400	4.8
	2,500.00	000100	191.1		3,209.13	016300	13.9
	2,500.00	002100	10.6		3,245.00	000100	5.3
	2,500.00	002200	31.0		3,245.00	002100	20.3
	2,500.00	010000	86.8		3,250.00	000100	28.8
	2,500.00	012400	20.6		3,250.00	012600	12.0
	2,500.00	012600	7.1		3,275.75	002100	4.3
	2,500.00	012800	1.7		3,275.75	012600	0.6
	2,500.00	015800	10.0		3,299.00	017000	70.9
	2,500.00	015900	0.5		3,300.00	000100	44.4
	2,500.00	016100	0.8		3,300.00	010400	16.2
	2,500.00	016300	4.3		3,300.00	016300	6.0
	2,500.00	017900	4.3		3,300.00	018200	1.0
	2,500.00	054230	7.4		3,312.00	000100	4.6
	2,500.00	059080	38.8		3,400.00	000100	2.1
	2,512.24	000100	59.1		3,445.00	002100	2.9
	2,513.27	010000	71.2		3,465.76	016100	48.5
	2,526.44	000100	17.2		3,500.00	000100	37.1
	2,526.44	015000	46.5		3,500.00	001000	39.3
	2,532.23	016300	8.9		3,500.00	012400	0.6
	2,595.00	000100	27.1		3,500.00	014500	24.0
	2,600.00	000100	131.8		3,500.00	016200	2.9
	2,600.00	002100	11.3		3,500.00	016300	8.4
	2,600.00	012400	105.0		3,500.00	016500	3.7
	2,600.00	016100	25.9		3,500.00	017200	3.8
	2,600.00	016300	11.8		3,500.00	037850	1.5
	2,631.71	015000	3.0		3,500.00	064875	19.4
	2,650.00	000100	81.2		3,518.00	000100	3.5
	2,650.00	002200	15.2		3,520.00	000100	8.3
	2,650.00	012400	10.7		3,750.00	017200	2.7
	2,650.00	017900	9.6		3,793.00	016100	122.3
	2,650.00	067675	71.6		3,800.00	000100	26.9
	2,700.00	000100	112.0		3,800.00	012400	3.0
	2,700.00	016300	17.6		3,840.00	015900	9.7
	2,707.32	000100	7.0		3,875.00	017300	10.5
	2,722.71	012300	20.9		3,934.55	016300	16.0
	2,722.71	014500	155.9		4,000.00	000100	95.6
	2,736.98	000100	62.8		4,000.00	012600	72.8
	2,736.98	015000	9.4		4,000.00	014500	2.0
	2,750.00	000100	17.9		4,000.00	016100	3.0
	2,750.00	012300	50.9		4,152.00	000100	8.5
	2,750.00	016100	16.6		4,800.00	000100	6.4
	2,775.00	005300	81.2		5,000.00	000100	11.8
	2,800.00	000100	95.6		5,000.00	012100	5.9
	2,800.00	015800	1.0		5,063.58	000100	3.5
	2,800.00	016100	17.0		5,179.02	000100	15.3
	2,800.00	067675	27.2		5,252.60	016300	2.9
	2,819.60	000100	26.6		5,273.89	002100	3.1
	2,843.00	016100	57.3				

TABLE 8: BASE PRICE PAID TO GROWERS FOR GRAPES CRUSHED AND DELIVERED TO CALIFORNIA PROCESSORS FROM THE 2001 CROP WITH BRIX FACTORS AND PURCHASED TONNAGE, BY TYPE, VARIETY, REPORTING DISTRICT WHERE GROWN, AND WEIGHTED AVERAGE BASE PRICE.

District, Type, and Variety	Base Price Per Ton	Brix Factors	Tons	District, Type, and Variety	Base Price Per Ton	Brix Factors	Tons
	Dollars	Code a/			Dollars	Code a/	
DISTRICT 03 (Cont'd.)					1,900.00	000100	23.1
Pinot Noir (Cont'd.)	5,531.20	000100	22.1		1,900.00	002100	11.9
	5,640.00	000100	17.0		1,900.00	014500	79.1
	6,000.00	016300	2.5		1,900.00	016400	9.5
	6,010.00	000100	12.0		1,906.12	016100	2.9
					2,000.00	000100	89.3
Wtd. Avg. Base & Total Tons	2,222.00		14,203.6		2,000.00	012800	5.0
Pinotage	758.34	000100	1.8		2,000.00	013420	1.5
	1,750.00	016300	1.2		2,000.00	016300	2.2
					2,000.00	016400	2.6
Wtd. Avg. Base & Total Tons	1,155.00		3.0		2,100.00	000100	67.6
Primitivo	2,300.00	000100	5.8		2,100.00	012500	3.1
	2,315.25	000100	20.2		2,100.00	012600	20.7
	2,616.91	000100	21.0		2,171.00	008630	0.5
					2,171.65	000100	30.1
					2,171.65	014500	3.9
Wtd. Avg. Base & Total Tons	2,448.15		47.0		2,171.93	000100	35.1
Refosco *	1,000.00	000100	0.5		2,171.93	012800	5.3
					2,171.93	016300	11.1
					2,172.00	016100	6.6
					2,200.00	000100	93.6
					2,200.00	012100	28.9
Wtd. Avg. Base & Total Tons	1,000.00		0.5		2,200.00	012600	8.8
Ruby Cabernet	2,100.00	015800	8.5		2,200.00	016100	5.4
					2,200.00	046700	17.8
					2,207.00	000100	21.0
					2,207.42	000100	73.8
					2,250.00	000100	162.7
Sangiovese *	1,200.00	000100	30.1		2,280.23	000100	65.6
	1,500.00	000100	11.0		2,300.00	000100	50.6
	1,700.00	012400	8.6		2,300.00	002100	2.1
	1,700.00	017800	9.2		2,300.00	012100	10.6
	1,796.06	014500	6.5		2,300.00	012400	1.9
	1,800.00	000100	71.9		2,300.00	012600	7.5
	1,800.00	014500	0.3		2,300.00	012800	0.4
	1,850.00	000100	7.6		2,317.79	015900	12.6
	1,850.00	012100	17.3		2,350.00	000100	90.3
	1,857.13	014800	5.8		2,350.00	012400	2.6
	1,859.00	008630	1.9		2,350.00	012500	85.6
	1,859.57	000100	10.2		2,350.00	016400	11.9
	1,860.00	000100	48.1		2,375.00	016100	10.9
	1,860.00	017700	1.3		2,378.69	000100	10.5
	1,900.00	000100	2.3		2,388.82	000100	39.9
	1,950.00	000100	11.7		2,388.82	014100	6.2
	1,975.67	000100	25.9		2,388.82	014500	37.1
	2,000.00	000100	87.8		2,389.00	000100	23.7
	2,000.00	016300	6.4		2,389.00	012400	4.3
	2,050.00	015900	31.5		2,389.12	000100	10.1
	2,065.47	012500	12.1		2,389.12	016300	12.5
	2,100.00	000100	8.5		2,400.00	000100	190.9
	2,100.00	017400	16.2		2,400.00	012500	4.2
	2,150.00	000100	2.3		2,400.00	012800	3.4
	2,200.00	000100	19.3		2,400.00	016100	0.8
	2,231.48	010000	28.6		2,400.00	016500	9.6
	2,300.00	000100	18.5		2,428.16	000100	24.0
	2,300.00	016300	4.1		2,428.16	016100	2.1
	2,500.00	000100	1.6		2,428.17	010000	11.6
	2,500.00	010100	20.6		2,450.00	000100	12.4
2,514.75	000100	52.3		2,450.00	016100	2.2	
2,600.00	000100	4.5		2,464.00	000100	9.1	
2,604.00	000100	7.9		2,483.35	000100	54.4	
2,700.00	000100	4.6		2,497.00	000100	81.7	
3,069.31	000100	6.0		2,497.40	000100	8.7	
				2,497.40	012400	7.7	
Wtd. Avg. Base & Total Tons	2,020.35		602.5		2,498.00	000100	15.4
					2,498.00	016100	11.5
Syrah *	700.00	013700	60.5		2,500.00	000100	161.5
	1,000.00	010000	3.2		2,500.00	012100	10.0
	1,000.00	017700	0.7		2,500.00	012500	13.6
	1,200.00	012400	6.0		2,500.00	012600	13.9
	1,200.00	016300	0.5		2,500.00	016100	13.4
	1,200.00	017300	2.4		2,500.00	016300	28.5
	1,342.00	000100	9.8		2,500.00	017100	13.5
	1,500.00	000100	4.5		2,500.00	017700	0.7
	1,500.00	016100	8.3		2,503.00	000100	1.6
	1,776.00	000100	8.5		2,521.57	000100	37.8
	1,800.00	000100	581.1		2,538.53	000100	97.8
	1,800.00	012600	19.0		2,538.53	061600	2.1
	1,874.25	000100	44.2		2,600.00	000100	21.7

TABLE 8: BASE PRICE PAID TO GROWERS FOR GRAPES CRUSHED AND DELIVERED TO CALIFORNIA PROCESSORS FROM THE 2001 CROP WITH BRIX FACTORS AND PURCHASED TONNAGE, BY TYPE, VARIETY, REPORTING DISTRICT WHERE GROWN, AND WEIGHTED AVERAGE BASE PRICE.

District, Type, and Variety	Base Price Per Ton	Brix Factors	Tons	District, Type, and Variety	Base Price Per Ton	Brix Factors	Tons
	Dollars	Code a/			Dollars	Code a/	
DISTRICT 03 (Cont'd.)					2,000.00	010000	1.3
Syrah * (Cont'd.)	2,605.98	010000	15.0		2,000.00	012100	36.1
	2,606.00	000100	44.3		2,000.00	012400	6.5
	2,648.90	015000	2.3		2,000.00	012600	1.6
	2,650.00	016300	2.2		2,000.00	016100	209.6
	2,700.00	000100	5.2		2,000.00	016300	113.6
	2,700.00	012500	8.9		2,000.00	016400	3.0
	2,700.00	016400	5.0		2,000.00	017200	10.4
	2,700.00	017900	14.3		2,000.00	017900	118.9
	2,724.42	000100	30.1		2,000.00	020210	9.3
	2,750.00	000100	45.7		2,000.00	059075	18.9
	2,750.00	012800	3.1		2,020.00	000100	10.8
	2,800.00	014500	1.0		2,040.00	000100	258.7
	2,800.00	016300	2.4		2,071.00	000100	33.2
	2,836.62	000100	4.5		2,100.00	000100	117.5
	2,875.00	000100	14.4		2,100.00	012400	7.7
	2,877.00	000100	40.2		2,100.00	012600	10.2
	3,000.00	000100	2.9		2,100.00	016300	6.5
	3,000.00	012600	42.5		2,100.00	016500	1.9
	3,000.00	016100	24.6		2,100.00	017900	24.1
	3,054.00	014500	12.1		2,141.00	008630	3.6
	3,400.00	016450	49.4		2,141.61	000100	322.8
	3,500.00	000100	7.9		2,141.61	016300	1.4
	3,800.00	017900	22.9		2,141.61	016500	1.0
	4,000.00	017520	6.2		2,141.61	068460	13.6
	5,000.00	017520	6.2		2,142.00	000100	9.7
					2,143.10	012100	16.4
					2,143.10	064875	7.8
Wtd. Avg. Base & Total Tons	2,259.73		3,347.8		2,150.00	000100	18.1
Tannat	2,000.00	000100	6.2		2,150.46	049210	33.3
					2,175.33	000100	30.2
Wtd. Avg. Base & Total Tons	2,000.00		6.2		2,175.33	014500	50.7
					2,184.19	000100	49.8
Teroldego	2,616.91	000100	4.9		2,185.00	000100	9.7
					2,200.00	000100	264.1
Wtd. Avg. Base & Total Tons	2,616.91		4.9		2,200.00	012400	3.1
					2,200.00	012600	46.6
Zinfandel	600.00	000100	3.8		2,200.00	012900	27.1
	600.00	027900	153.3		2,200.00	015000	2.0
	800.00	016400	2.1		2,200.00	016100	6.1
	900.00	000100	1.0		2,200.00	016300	23.1
	900.00	010000	25.3		2,200.00	017900	6.2
	1,000.00	000100	1.2		2,200.00	018300	10.7
	1,000.00	012100	0.4		2,200.00	056025	111.3
	1,000.00	017700	0.6		2,246.61	000100	12.7
	1,185.93	010000	19.2		2,250.00	000100	39.9
	1,200.00	017900	5.8		2,250.00	012400	2.6
	1,250.00	017900	0.7		2,250.00	016300	2.0
	1,300.00	012400	9.0		2,250.00	061100	24.3
	1,300.00	018200	0.5		2,284.10	000100	108.8
	1,318.00	012900	5.7		2,300.00	000100	71.0
	1,400.00	000100	28.2		2,300.00	008400	2.1
	1,400.00	016300	3.3		2,300.00	012600	24.7
	1,500.00	000100	10.5		2,300.00	016100	22.8
	1,500.00	010000	2.5		2,300.00	016300	23.9
	1,500.00	010400	0.9		2,300.00	017400	7.0
	1,500.00	015900	0.4		2,315.00	000100	17.2
	1,500.00	017900	263.9		2,350.00	000100	19.2
	1,500.00	062500	150.5		2,350.00	017900	12.8
	1,502.00	009800	19.5		2,350.00	064875	9.0
	1,600.00	059080	9.5		2,355.77	002100	25.7
	1,625.00	000100	21.3		2,356.00	012600	4.3
	1,658.00	009800	2.0		2,357.41	012300	18.6
	1,700.00	000100	25.7		2,392.86	000100	76.7
	1,750.00	000100	4.3		2,400.00	000100	280.7
	1,750.00	016300	20.5		2,400.00	002000	7.1
	1,800.00	000100	69.5		2,400.00	012400	130.7
	1,800.00	016300	7.9		2,400.00	012600	14.2
	1,800.00	016400	3.7		2,400.00	014100	18.8
	1,800.00	046700	18.7		2,400.00	016100	30.6
	1,800.00	059080	35.0		2,400.00	016400	107.5
	1,818.00	000100	6.3		2,400.00	017700	2.3
	1,850.00	016400	2.1		2,400.00	017900	45.6
	1,917.00	012100	0.7		2,400.00	056025	599.1
	1,950.00	000100	16.2		2,400.00	062500	10.7
	1,995.00	000100	16.8		2,424.00	000100	13.3
	2,000.00	000100	135.7		2,424.00	002500	3.3
	2,000.00	002400	1.0		2,436.37	018100	46.5
					2,450.00	000100	109.8

TABLE 8: BASE PRICE PAID TO GROWERS FOR GRAPES CRUSHED AND DELIVERED TO CALIFORNIA PROCESSORS FROM THE 2001 CROP WITH BRIX FACTORS AND PURCHASED TONNAGE, BY TYPE, VARIETY, REPORTING DISTRICT WHERE GROWN, AND WEIGHTED AVERAGE BASE PRICE.

District, Type, and Variety	Base Price Per Ton	Brix Factors	Tons
	Dollars	Code a/	

District, Type, and Variety	Base Price Per Ton	Brix Factors	Tons
	Dollars	Code a/	

DISTRICT 03 (Cont'd.)

Zinfandel (Cont'd.)	2,462.85	012600	7.2
	2,464.57	000100	29.9
	2,464.57	056200	30.1
	2,465.00	000100	47.4
	2,467.00	019000	33.0
	2,474.00	016100	34.6
	2,474.71	000100	47.0
	2,474.71	012600	8.6
	2,478.00	010000	2.2
	2,500.00	000100	1,065.3
	2,500.00	002000	6.0
	2,500.00	002100	12.4
	2,500.00	012100	50.0
	2,500.00	012200	55.4
	2,500.00	012400	8.8
	2,500.00	012600	25.8
	2,500.00	014500	14.3
	2,500.00	016100	34.7
	2,500.00	016300	26.6
	2,500.00	017100	5.5
	2,500.00	017300	1.6
	2,500.00	017400	15.9
	2,500.00	017900	44.2
	2,500.00	018100	85.0
	2,500.00	053500	37.3
	2,500.00	060100	17.3
	2,501.63	000100	11.7
	2,501.63	018100	118.6
	2,550.00	017100	3.4
	2,569.93	000100	3.9
	2,569.93	016100	39.1
	2,571.72	010000	261.6
	2,576.00	016300	33.6
	2,600.00	000100	352.8
	2,600.00	002100	3.7
	2,600.00	002500	14.6
	2,600.00	012400	5.5
	2,600.00	012600	37.7
	2,600.00	016100	30.3
	2,600.00	016300	2.4
	2,600.00	016500	25.4
	2,600.00	017500	19.9
	2,600.00	017800	6.0
	2,600.00	018100	73.5
	2,600.00	018580	11.3
	2,600.00	046700	64.6
	2,600.00	061100	99.1
	2,623.50	000100	7.3
	2,628.00	017300	18.4
	2,650.00	000100	45.3
	2,657.44	018580	11.5
	2,676.00	016300	49.8
	2,677.00	012600	28.6
	2,677.00	016300	11.1
	2,678.88	000100	51.4
	2,678.88	012400	258.5
	2,700.00	000100	98.5
	2,700.00	014800	4.0
	2,700.00	017900	28.0
	2,715.00	015800	23.8
	2,719.16	000100	10.6
	2,741.00	012600	76.1
	2,741.00	014500	34.9
	2,750.00	017900	0.9
	2,780.65	000100	32.2
	2,800.00	000100	76.9
	2,800.00	012500	73.6
	2,800.00	012600	21.0
	2,800.00	015000	3.8
	2,800.00	016100	36.6
	2,800.00	016300	13.4
	2,800.00	016400	2.5
	2,800.00	016500	23.0
	2,800.00	017900	124.2
	2,825.00	016300	16.9
	2,847.20	000100	79.3
	2,850.00	000100	3.2

	2,862.03	015900	43.2
	2,890.58	000100	12.4
	2,900.00	000100	126.9
	2,900.00	014500	30.2
	2,900.00	016300	13.7
	2,900.00	017100	7.0
	2,900.00	018100	39.6
	2,902.00	000100	40.7
	2,902.00	016100	50.0
	2,902.00	016400	18.3
	2,905.00	012400	6.3
	2,913.39	013700	59.7
	2,950.00	000100	2.0
	2,950.00	010100	5.7
	2,950.00	012400	4.9
	2,958.00	000100	29.8
	2,960.00	019000	5.0
	2,966.30	000100	55.9
	2,966.51	000100	6.9
	2,967.00	000100	9.8
	2,984.62	018100	28.9
	2,985.00	000100	11.0
	2,998.25	016400	11.3
	3,000.00	000100	205.6
	3,000.00	012400	3.1
	3,000.00	012600	19.9
	3,000.00	016100	5.7
	3,000.00	016300	23.4
	3,000.00	016400	10.1
	3,000.00	016500	10.9
	3,000.00	017900	34.7
	3,016.35	052200	33.4
	3,054.00	000100	267.7
	3,054.00	014100	21.0
	3,054.00	014500	156.6
	3,054.00	016100	1.5
	3,054.00	017200	32.3
	3,070.00	012600	1.2
	3,084.00	000100	22.4
	3,084.00	014500	54.3
	3,100.00	002200	10.0
	3,100.00	017900	84.3
	3,139.61	000100	41.0
	3,150.00	000100	74.1
	3,175.00	000100	31.7
	3,200.00	000100	3.2
	3,200.00	010000	5.1
	3,200.00	012800	6.0
	3,200.00	016400	10.7
	3,200.00	016500	6.8
	3,204.00	014500	12.2
	3,241.76	000100	13.4
	3,297.00	018200	30.9
	3,304.00	000100	23.3
	3,397.68	000100	25.9
	3,400.00	000100	6.0
	3,500.00	000100	86.6
	3,500.00	010200	16.1
	3,500.00	014500	43.9
	3,500.00	016400	5.6
	3,500.00	016500	21.8
	3,538.00	000100	65.9
	3,538.00	014500	10.2
	3,600.00	012800	10.1
	3,600.00	017900	8.9
Wtd. Avg. Base & Total Tons	2,455.45		11,525.7
Other Red b/	500.00	000100	7.2
	550.00	010000	0.8
	600.00	046100	5.3
	1,000.00	000100	3.9
	1,400.00	008630	0.5
	1,800.00	000100	0.7
	1,900.00	000100	12.3
	2,000.00	018400	0.9
	2,200.00	002100	25.2
	2,250.00	018700	0.5
	2,300.00	000100	10.0

TABLE 8: BASE PRICE PAID TO GROWERS FOR GRAPES CRUSHED AND DELIVERED TO CALIFORNIA PROCESSORS FROM THE 2001 CROP WITH BRIX FACTORS AND PURCHASED TONNAGE, BY TYPE, VARIETY, REPORTING DISTRICT WHERE GROWN, AND WEIGHTED AVERAGE BASE PRICE.

District, Type, and Variety	Base Price Per Ton	Brix Factors	Tons	District, Type, and Variety	Base Price Per Ton	Brix Factors	Tons
	Dollars	Code a/			Dollars	Code a/	
DISTRICT 03 (Cont'd.)					2,000.00	009800	363.7
Other Red b/ (Cont'd.)	2,424.00	002400	58.4		2,000.00	010100	27.8
	2,500.00	002400	24.3		2,000.00	010200	5.0
	2,600.00	002400	4.7		2,000.00	012100	47.4
	2,750.00	000100	6.9		2,000.00	012300	22.0
	2,750.00	002400	22.7		2,000.00	012400	11.0
	2,800.00	000100	25.7		2,000.00	016300	3.3
	2,904.00	012600	3.1		2,000.00	064730	99.7
	2,966.51	000100	2.7		2,009.64	013700	39.6
	3,054.00	014500	6.6		2,011.88	000100	103.5
	3,054.00	017200	18.0		2,016.00	046100	156.5
	3,538.00	002400	57.9		2,033.47	005300	20.3
					2,038.60	000100	53.9
Wtd. Avg. Base & Total Tons	2,623.86		298.3		2,096.19	013700	15.8
					2,096.96	005300	90.9
					2,100.00	000100	250.9
DISTRICT 04					2,100.00	005300	21.4
WINE GRAPES (WHITE)					2,100.00	010000	1.2
Burger *	2,842.00	000100	1.8		2,100.00	010100	0.5
					2,100.00	010400	18.2
Wtd. Avg. Base & Total Tons	2,842.00		1.8		2,100.00	017525	0.5
					2,100.00	043900	66.8
Chardonnay *	500.00	000100	13.0		2,117.00	009800	11.0
	800.00	000100	22.8		2,117.00	009900	9.8
	975.00	000100	10.2		2,146.00	013700	19.6
	1,000.00	000100	10.6		2,146.12	000100	242.2
	1,000.00	012100	4.0		2,146.12	015800	1.2
	1,075.00	000100	95.0		2,146.12	016100	13.2
	1,200.00	000100	4.6		2,146.12	061100	31.0
	1,400.00	009900	18.0		2,150.00	000100	33.7
	1,400.00	010300	4.0		2,150.00	012400	23.3
	1,400.00	013700	18.1		2,150.00	013700	15.4
	1,400.00	016350	26.7		2,158.93	000100	325.5
	1,450.00	000100	16.9		2,158.93	012100	18.7
	1,480.24	000100	58.8		2,158.93	016300	29.8
	1,500.00	000100	28.7		2,159.00	000100	5.7
	1,500.00	010400	4.1		2,159.00	010000	8.6
	1,500.00	014100	42.4		2,159.00	012000	10.7
	1,500.00	061100	19.6		2,159.00	012600	11.7
	1,500.00	063885	121.8		2,160.00	000100	71.6
	1,550.00	002000	4.0		2,161.83	000100	14.9
	1,600.00	000100	56.8		2,175.00	000100	29.6
	1,600.00	053800	11.9		2,176.73	002000	10.7
	1,620.68	000100	68.6		2,197.27	000100	67.6
	1,650.00	005300	1.2		2,200.00	000100	35.5
	1,650.00	016100	2.9		2,200.00	002000	87.4
	1,659.17	000100	118.0		2,200.00	002200	10.6
	1,678.56	000100	6.5		2,200.00	005300	20.2
	1,700.00	000100	35.0		2,200.00	010000	1.2
	1,700.00	009800	10.2		2,200.00	012100	13.1
	1,700.00	013700	10.8		2,200.00	012400	40.2
	1,701.71	000100	38.8		2,200.00	013700	16.1
	1,707.07	000100	98.4		2,200.00	016100	34.6
	1,708.88	000100	9.9		2,205.00	014500	32.2
	1,709.81	000100	63.4		2,212.90	005300	19.2
	1,720.00	059080	43.5		2,217.97	000100	19.2
	1,722.99	000100	29.8		2,226.00	009900	2.7
	1,727.14	000100	46.4		2,226.62	012600	538.2
	1,736.44	000100	51.0		2,234.98	000100	3.9
	1,785.00	000100	20.3		2,246.19	000100	34.6
	1,786.80	000100	182.0		2,250.00	000100	19.9
	1,794.31	000100	45.4		2,250.00	009900	20.1
	1,800.00	000100	59.2		2,250.00	012100	2.3
	1,800.00	002000	42.4		2,250.24	000100	72.2
	1,800.00	013700	17.7		2,253.43	000100	7.6
	1,800.00	016100	4.4		2,253.43	009900	36.9
	1,800.00	017100	9.7		2,254.81	000100	36.1
	1,889.66	000100	246.1		2,255.00	000100	24.1
	1,890.00	005300	22.8		2,266.87	000100	35.1
	1,900.00	000100	127.0		2,266.88	000100	138.3
	1,900.00	013700	8.9		2,266.88	005300	19.6
	1,900.00	015800	31.1		2,266.88	014100	22.2
	1,914.42	000100	79.2		2,266.88	015900	24.7
	1,943.04	059080	38.7		2,267.00	000100	42.4
	1,988.00	000100	26.2		2,270.00	000100	2.8
	1,997.00	000100	11.3		2,293.24	016200	16.9
	2,000.00	000100	121.3		2,300.00	000100	202.1
					2,300.00	009900	11.4
					2,300.00	012100	54.7

TABLE 8: BASE PRICE PAID TO GROWERS FOR GRAPES CRUSHED AND DELIVERED TO CALIFORNIA PROCESSORS FROM THE 2001 CROP WITH BRIX FACTORS AND PURCHASED TONNAGE, BY TYPE, VARIETY, REPORTING DISTRICT WHERE GROWN, AND WEIGHTED AVERAGE BASE PRICE.

District, Type, and Variety	Base Price Per Ton	Brix Factors	Tons
	Dollars	Code a/	

District, Type, and Variety	Base Price Per Ton	Brix Factors	Tons
	Dollars	Code a/	

DISTRICT 04 (Cont'd.)

Chardonnay * (Cont'd.)	2,300.00	012400	121.0
	2,300.00	016400	3.7
	2,300.00	017525	9.6
	2,300.00	017900	1.9
	2,302.00	009900	70.9
	2,308.93	000100	19.7
	2,310.47	012300	129.1
	2,310.66	000100	141.5
	2,311.83	000100	44.5
	2,320.85	005300	24.5
	2,340.38	016100	10.9
	2,350.00	009900	38.2
	2,358.93	000100	18.2
	2,360.73	000100	141.8
	2,360.73	016200	68.0
	2,360.73	061100	19.3
	2,360.73	061550	13.3
	2,361.00	013700	15.1
	2,363.00	000100	20.6
	2,367.97	000100	543.7
	2,368.00	000100	68.3
	2,368.00	050600	35.8
	2,371.61	000100	24.1
	2,371.67	000100	11.9
	2,374.82	000100	95.4
	2,374.82	010100	23.7
	2,374.82	012100	38.3
	2,374.82	012310	83.9
	2,374.82	015900	23.7
	2,375.00	000100	69.9
	2,386.69	009900	11.8
	2,398.80	061100	34.2
	2,400.00	000100	330.5
	2,400.00	009800	89.0
	2,400.00	009900	11.0
	2,400.00	010000	12.0
	2,400.00	012100	20.2
	2,400.00	015900	10.9
	2,400.00	017100	20.0
	2,414.65	000100	19.9
	2,422.00	012400	133.6
	2,425.00	000100	99.1
	2,427.00	012100	21.4
	2,444.42	010000	28.8
	2,450.00	000100	93.1
	2,454.47	010100	27.6
	2,454.77	010100	11.7
	2,457.00	012400	17.7
	2,457.38	000100	6.6
	2,457.51	000100	51.1
	2,457.51	015900	11.5
	2,465.67	012100	11.9
	2,468.04	014500	16.4
	2,470.93	000100	67.3
	2,472.50	000100	32.4
	2,482.77	000100	1.5
	2,482.77	012100	26.0
	2,482.77	013500	59.7
	2,482.77	013700	20.4
	2,482.77	014500	10.2
	2,482.77	016100	14.1
	2,482.77	059080	120.6
	2,483.00	000100	14.4
	2,483.90	000100	5.1
	2,492.83	000100	7.6
	2,493.07	061100	89.4
	2,500.00	000100	171.6
	2,500.00	002100	18.8
	2,500.00	010000	58.9
	2,500.00	012300	47.0
	2,500.00	012400	7.7
	2,500.00	014500	22.0
	2,500.00	015800	74.2
	2,500.00	017900	15.5
	2,516.00	012100	136.7
	2,518.78	000100	4.8
	2,531.57	000100	441.8

	2,545.83	000100	31.1
	2,546.12	009900	111.0
	2,546.12	010000	14.5
	2,546.25	002100	15.1
	2,550.00	000100	281.4
	2,550.94	000100	183.2
	2,572.00	012000	40.9
	2,572.00	013700	27.8
	2,575.00	000100	75.5
	2,575.34	016200	22.9
	2,590.00	000100	4.5
	2,590.72	000100	24.7
	2,590.72	012300	30.5
	2,591.00	000100	33.8
	2,600.00	000100	114.0
	2,600.00	002100	28.5
	2,600.00	009900	11.5
	2,600.00	015800	7.2
	2,606.00	000100	23.2
	2,636.47	000100	10.1
	2,639.00	015900	66.9
	2,650.00	000100	41.7
	2,650.00	014500	26.8
	2,675.00	000100	8.0
	2,675.00	010100	72.2
	2,698.66	000100	28.1
	2,698.66	010100	139.2
	2,698.66	010200	15.8
	2,698.66	012400	92.7
	2,700.00	000100	8.5
	2,700.00	014100	22.7
	2,715.08	061100	149.3
	2,730.00	009900	74.6
	2,750.00	000100	6.5
	2,750.00	009800	50.5
	2,750.00	012600	8.7
	2,750.00	013500	31.5
	2,750.00	016500	37.2
	2,800.00	000100	14.9
	2,808.00	017525	19.6
	2,900.00	000100	99.4
	2,967.67	009900	61.8
	3,000.00	000100	34.8
	3,000.00	002100	14.0
	3,000.00	012100	36.6
	3,057.00	000100	13.2
	3,100.00	000100	13.6
	3,105.00	000100	80.2
	3,120.00	009900	47.2
	3,150.00	010400	3.7
	3,200.00	000100	19.7
	3,200.00	017525	5.4
	3,236.94	011300	85.7
	3,500.00	000100	43.5
	3,564.00	017525	41.0
	3,595.79	000100	9.6
	3,818.92	000100	9.1
	3,964.00	002100	4.8
	4,000.00	000100	51.3
	4,050.00	000100	21.7
	4,800.00	000100	6.1
	5,000.00	000100	9.2
	5,000.00	012600	28.1
Wtd. Avg. Base & Total Tons	2,295.77		13,678.5
Chenin Blanc	700.00	000100	40.2
	750.00	040600	115.4
	800.00	010000	16.5
	1,000.00	000100	3.9
	1,107.00	002000	1.6
	1,135.08	000100	41.0
	1,200.00	012400	10.5
	1,800.00	000100	2.0
	2,168.62	000100	39.6
Wtd. Avg. Base & Total Tons	1,042.40		270.7

TABLE 8: BASE PRICE PAID TO GROWERS FOR GRAPES CRUSHED AND DELIVERED TO CALIFORNIA PROCESSORS FROM THE 2001 CROP WITH BRIX FACTORS AND PURCHASED TONNAGE, BY TYPE, VARIETY, REPORTING DISTRICT WHERE GROWN, AND WEIGHTED AVERAGE BASE PRICE.

District, Type, and Variety	Base Price Per Ton	Brix Factors	Tons	District, Type, and Variety	Base Price Per Ton	Brix Factors	Tons
	Dollars	Code a/			Dollars	Code a/	
DISTRICT 04 (Cont'd.)					1,300.00	009800	3.9
Flora	1,545.99	000100	23.2		1,328.13	000100	29.9
					1,350.00	017100	13.7
Wtd. Avg. Base & Total Tons	1,545.99		23.2		1,363.00	009150	62.4
					1,368.24	010000	75.8
French Colombard	1,000.00	016100	0.2		1,400.00	000100	132.3
					1,400.00	017300	128.9
Wtd. Avg. Base & Total Tons	1,000.00		0.2		1,450.00	000100	46.4
					1,450.00	047850	37.4
Gewurztraminer	1,200.00	000100	13.8		1,450.00	053800	21.4
	1,233.58	000100	0.6		1,465.37	000100	83.5
	1,250.00	010400	2.8		1,470.00	036000	47.8
	1,418.62	012300	3.0		1,470.37	000100	0.6
	1,600.00	000100	1.0		1,471.68	000100	302.0
	2,400.00	000100	0.1		1,472.05	000100	110.8
					1,475.00	000100	9.8
Wtd. Avg. Base & Total Tons	1,262.72		21.3		1,477.00	009800	56.7
					1,495.37	000100	506.0
Malvasia Bianca *	2,000.00	000100	0.3		1,496.15	009150	89.7
					1,500.00	000100	68.3
Wtd. Avg. Base & Total Tons	2,000.00		0.3		1,500.00	008200	444.2
					1,500.00	012100	4.9
Marsanne	2,000.00	000100	4.7		1,503.26	010000	14.1
					1,504.91	010000	70.8
Wtd. Avg. Base & Total Tons	2,000.00		4.7		1,507.45	017300	35.2
					1,511.17	000100	405.1
Muscat Blanc *	1,273.39	000100	7.7		1,515.37	000100	31.4
	1,300.00	000100	21.6		1,523.00	009150	101.8
	1,500.00	000100	21.7		1,538.64	017300	29.4
	1,600.00	010000	149.6		1,543.50	010000	44.5
	3,105.00	000100	0.7		1,550.00	009800	25.3
					1,560.69	000100	13.0
Wtd. Avg. Base & Total Tons	1,549.77		201.3		1,565.00	012600	5.1
					1,567.79	010000	44.4
Pinot Blanc	1,101.52	000100	18.1		1,567.97	000100	9.6
	1,564.78	000100	47.9		1,567.97	016100	4.5
	1,565.23	000100	0.8		1,575.00	065900	4.8
	1,800.00	000100	15.4		1,584.56	000100	43.7
	2,744.00	000100	4.9		1,594.21	012100	8.5
					1,598.63	010000	18.4
Wtd. Avg. Base & Total Tons	1,576.44		87.1		1,600.00	000100	13.6
					1,600.00	009150	33.5
Pinot Gris *	1,322.54	000100	40.2		1,600.00	009600	25.2
	1,442.77	000100	22.7		1,600.00	009800	50.4
	1,493.00	000100	17.8		1,600.00	010000	24.7
	1,560.00	000100	11.5		1,600.00	012100	59.5
	1,600.00	000100	30.0		1,600.00	012400	21.3
	1,600.00	009800	28.0		1,600.00	041750	63.7
	1,657.00	012400	5.2		1,611.00	009150	18.9
	1,736.39	000100	5.0		1,611.91	000100	41.9
	1,736.59	000100	17.0		1,611.91	014100	17.9
	2,000.00	009800	9.1		1,620.28	012100	39.2
	2,000.00	012600	4.0		1,620.68	011100	4.3
	2,050.00	012600	8.2		1,621.20	009600	35.9
	2,108.00	012600	22.9		1,624.37	000100	1.1
	2,288.55	012600	97.8		1,650.00	000100	242.9
	2,360.70	012600	9.6		1,650.00	009800	2.3
	2,458.30	012600	18.0		1,657.00	000100	48.0
	2,750.00	000100	18.8		1,675.19	000100	334.0
					1,700.00	000100	81.3
Wtd. Avg. Base & Total Tons	1,923.92		365.8		1,700.00	002100	4.4
					1,700.00	009150	55.1
Roussanne	1,465.37	000100	5.2		1,700.00	009800	7.9
	2,600.00	000100	0.6		1,700.00	010000	41.3
					1,727.78	017300	14.4
Wtd. Avg. Base & Total Tons	1,582.75		5.8		1,750.00	000100	7.3
					1,758.00	012400	35.3
Sauvignon Blanc	800.00	010300	13.7		1,775.00	000100	145.9
	900.00	000100	8.4		1,800.00	000100	243.5
	950.00	059080	112.6		1,800.00	007800	45.5
	1,000.00	000100	4.0		1,800.00	008200	91.1
	1,000.00	012400	0.3		1,800.00	012600	1.0
	1,010.00	010000	7.4		1,800.00	013700	19.0
	1,148.65	000100	118.3		1,810.00	000100	31.6
	1,150.00	000100	48.6		1,818.00	000100	8.9
	1,172.30	000100	15.5		1,850.00	000100	27.5
	1,250.00	059080	13.7		1,868.00	009150	25.4
	1,300.00	000100	22.3		1,936.43	015900	31.1
					1,953.72	000100	59.6

TABLE 8: BASE PRICE PAID TO GROWERS FOR GRAPES CRUSHED AND DELIVERED TO CALIFORNIA PROCESSORS FROM THE 2001 CROP WITH BRIX FACTORS AND PURCHASED TONNAGE, BY TYPE, VARIETY, REPORTING DISTRICT WHERE GROWN, AND WEIGHTED AVERAGE BASE PRICE.

District, Type, and Variety	Base Price Per Ton	Brix Factors	Tons
	Dollars	Code a/	

District, Type, and Variety	Base Price Per Ton	Brix Factors	Tons
	Dollars	Code a/	

DISTRICT 04 (Cont'd.)

Sauvignon Blanc (Cont'd.)	1,966.88	007800	32.2
	1,966.88	009600	20.1
	1,991.38	035800	150.8
	2,000.00	000100	37.8
	2,000.00	012100	54.0
	2,000.00	012400	25.6
	2,000.00	016100	4.7
	2,054.00	000100	27.4
	2,100.00	000100	6.6
	2,280.00	000100	28.7
	2,315.25	009600	12.4
	2,504.27	012400	12.9
	3,000.00	000100	26.7
	3,204.00	000100	4.0
	4,873.30	000100	5.5
Wtd. Avg. Base & Total Tons	1,585.34		6,055.6
Sauvignon Musque	1,625.00	000100	11.5
	1,786.00	052350	11.3
	1,800.00	000100	22.4
	1,850.00	017700	7.4
	1,900.00	009800	9.5
	1,949.00	068710	12.2
	2,280.00	009800	6.5
	3,204.00	000100	10.6
Wtd. Avg. Base & Total Tons	2,007.54		91.4
Sauvignon Vert *	1,617.41	000100	6.0
Wtd. Avg. Base & Total Tons	1,617.41		6.0
Semillon	1,400.00	000100	14.9
	1,444.28	009800	15.1
	1,450.00	008200	46.1
	1,477.75	060100	24.7
	1,500.00	012000	15.2
	1,503.26	009800	3.0
	1,550.00	009150	1.7
	1,555.05	000100	9.5
	1,555.39	011100	11.6
	1,600.00	008200	8.0
	1,650.00	000100	3.4
	1,653.75	050600	18.1
	1,700.00	000100	20.5
	1,700.00	010400	8.4
	1,700.00	016300	4.0
	1,705.00	009800	5.8
	1,705.88	000100	113.7
	1,750.00	000100	23.0
	1,750.00	009800	10.4
	1,800.00	000100	17.1
	2,000.00	000100	12.7
	2,132.35	000100	3.5
	2,280.00	000100	25.6
	2,280.00	007300	5.4
	2,280.00	008550	6.7
	2,303.00	000100	9.3
	2,315.25	000100	4.4
	4,873.30	000100	41.6
	8,333.00	019935	0.6
Wtd. Avg. Base & Total Tons	1,992.31		484.0
Viognier	1,500.00	000100	37.3
	2,000.00	010400	1.5
	2,093.00	000100	0.5
	2,093.31	000100	0.3
	2,094.00	000100	12.4
	2,226.62	012600	6.9
	2,247.00	000100	7.2
	2,500.00	018200	3.6
	2,616.64	000100	26.4
	2,721.29	000100	21.0
	2,800.00	000100	0.4
	2,806.61	018200	13.1

	2,900.00	016100	5.2
	3,204.00	000100	1.2
	3,500.00	000100	0.8
	3,500.00	017900	0.2
Wtd. Avg. Base & Total Tons	2,272.97		138.0
White Riesling *	1,030.00	000100	10.8
	1,300.00	000100	11.4
	1,400.00	000100	8.5
	1,403.77	008200	33.4
	1,500.00	019470	7.9
	1,548.21	000100	52.1
	1,625.00	000100	12.5
	1,800.00	000100	10.2
	1,979.76	010000	91.1
	4,068.00	002690	5.5
Wtd. Avg. Base & Total Tons	1,719.98		243.4
Other White b/	2,200.00	009600	6.6
Wtd. Avg. Base & Total Tons	2,200.00		6.6

WINE GRAPES (RED)

Barbera	1,500.00	016400	4.2
	1,800.00	009800	38.0
	1,933.80	000100	7.7
	2,000.00	000100	0.9
	2,000.00	010200	4.9
	2,009.90	012500	66.9
	2,500.00	016300	0.8
	2,600.00	000100	2.3
Wtd. Avg. Base & Total Tons	1,938.21		125.7
Cabernet Franc	750.00	000100	1.3
	1,000.00	000100	7.0
	1,500.00	010300	2.6
	1,750.00	000100	5.7
	1,794.32	000100	43.0
	1,800.00	012400	4.2
	1,949.00	000100	17.7
	2,000.00	000100	5.9
	2,093.54	012400	16.6
	2,194.00	000100	3.9
	2,200.00	010400	2.4
	2,200.00	016100	2.5
	2,310.00	000100	3.6
	2,318.00	016350	9.4
	2,400.00	000100	8.1
	2,400.00	018200	2.0
	2,429.00	016300	2.7
	2,500.00	000100	27.4
	2,502.75	017300	41.2
	2,592.33	000100	28.6
	2,600.00	000100	18.7
	2,646.00	016400	2.9
	2,750.00	000100	10.2
	2,798.73	000100	15.2
	2,808.27	012600	2.4
	2,835.00	012600	10.8
	2,854.00	016100	7.2
	2,856.00	000100	5.5
	2,856.91	000100	113.8
	2,881.74	000100	9.4
	2,889.00	016350	80.3
	2,890.00	000100	6.9
	2,890.41	000100	16.9
	2,890.41	016100	0.6
	2,900.00	000100	2.9
	2,906.91	000100	7.1
	2,914.00	002920	9.4
	2,956.91	000100	9.9
	2,997.10	012600	52.2
	3,000.00	000100	18.5
	3,000.00	012400	5.0
	3,000.00	050100	5.7

TABLE 8: BASE PRICE PAID TO GROWERS FOR GRAPES CRUSHED AND DELIVERED TO CALIFORNIA PROCESSORS FROM THE 2001 CROP WITH BRIX FACTORS AND PURCHASED TONNAGE, BY TYPE, VARIETY, REPORTING DISTRICT WHERE GROWN, AND WEIGHTED AVERAGE BASE PRICE.

District, Type, and Variety	Base Price Per Ton	Brix Factors	Tons	District, Type, and Variety	Base Price Per Ton	Brix Factors	Tons
	Dollars	Code a/			Dollars	Code a/	
DISTRICT 04 (Cont'd.)							
Cabernet Franc (Cont'd.)	3,000.00	067650	28.2		5,357.00	000100	15.2
	3,034.93	000100	30.4		5,600.00	016350	16.8
	3,050.00	010400	25.6		5,900.00	000100	0.8
	3,057.00	016100	9.1		6,000.00	000100	0.5
	3,100.00	000100	7.7		6,000.00	019000	0.8
	3,142.60	000100	48.2		7,676.19	000100	4.2
	3,142.60	014500	49.4		11,507.00	000100	1.5
	3,142.61	000100	5.4		12,606.00	000100	1.8
	3,143.00	016200	0.5				
	3,179.45	000100	21.1	Wtd. Avg. Base & Total Tons	3,340.53		1,709.2
	3,179.45	012400	1.8	Cabernet Sauvignon	900.00	000100	17.8
	3,179.45	017700	3.0		909.00	000100	18.3
	3,200.00	000100	10.6		1,000.00	000100	37.0
	3,200.00	016100	0.6		1,200.00	012400	13.3
	3,211.00	000100	9.9		1,300.00	012400	9.7
	3,250.00	000100	1.2		1,300.00	018100	6.8
	3,273.61	000100	28.5		1,499.47	000100	9.9
	3,285.45	014500	5.9		1,500.00	002100	31.8
	3,300.00	000100	4.5		1,750.00	002300	3.0
	3,323.97	013700	24.1		1,800.00	000100	34.4
	3,400.00	000100	9.9		1,884.95	016350	202.7
	3,421.86	017100	28.7		2,000.00	000100	52.5
	3,426.00	000100	35.8		2,000.00	010200	46.2
	3,428.00	000100	52.6		2,000.00	017200	7.2
	3,428.29	000100	33.3		2,000.00	017900	20.3
	3,428.29	010100	29.1		2,000.00	064875	11.4
	3,428.29	016100	12.4		2,100.00	012400	14.4
	3,468.49	016100	2.1		2,100.00	061100	25.0
	3,468.49	018200	6.3		2,129.00	000100	73.8
	3,500.00	000100	17.2		2,141.61	000100	14.5
	3,500.00	018200	2.0		2,144.15	000100	47.5
	3,528.00	000100	6.7		2,175.00	014100	11.0
	3,563.00	012600	1.0		2,188.20	010100	14.3
	3,569.00	000100	3.7		2,200.00	009800	0.6
	3,571.00	018200	3.4		2,200.00	030690	37.0
	3,571.13	000100	11.4		2,250.00	059080	2.8
	3,571.14	000100	45.7		2,270.00	017400	1.5
	3,571.14	012400	16.4		2,288.73	000100	2.8
	3,651.26	010100	8.0		2,297.20	000100	5.3
	3,700.00	000100	17.8		2,297.32	000100	4.7
	3,700.00	012400	7.9		2,300.00	000100	46.7
	3,700.00	017700	4.5		2,300.00	016100	0.6
	3,750.00	000100	1.4		2,300.00	059080	34.9
	3,791.00	016100	7.1		2,400.00	000100	61.9
	3,795.68	000100	10.9		2,400.00	002000	4.9
	3,799.69	000100	5.0		2,400.00	010100	25.0
	3,800.00	000100	24.5		2,400.00	018200	22.2
	3,800.00	012800	2.0		2,450.00	016350	2.9
	3,826.00	000100	14.7		2,491.65	000100	56.6
	3,968.76	010100	4.6		2,500.00	000100	70.0
	3,999.67	017200	14.3		2,500.00	002100	13.5
	3,999.67	017700	10.0		2,500.00	002600	1.4
	4,000.00	000100	5.8		2,500.00	010000	6.5
	4,000.00	011300	16.2		2,500.00	010400	6.3
	4,000.00	012400	56.7		2,500.00	016100	24.0
4,000.00	016400	4.5	2,500.00		059080	19.9	
4,000.00	018200	10.3	2,500.00		067658	16.1	
4,200.00	000100	2.8	2,505.86		000100	53.8	
4,200.00	014100	12.3	2,522.84		000100	87.6	
4,250.00	000100	0.7	2,534.66		000100	55.6	
4,375.00	016350	6.4	2,550.00		000100	22.7	
4,500.00	000100	16.8	2,580.90		065400	49.0	
4,500.00	010200	1.6	2,582.24		014100	15.6	
4,500.00	015050	3.6	2,592.92		000100	58.2	
4,500.00	017700	5.2	2,600.00		000100	25.6	
4,600.00	000100	4.1	2,600.00	016100	4.2		
4,601.26	000100	2.8	2,600.00	059080	14.0		
4,635.00	000100	7.1	2,632.20	000100	4.7		
4,830.03	000100	3.4	2,633.27	000100	6.3		
4,950.00	000100	1.2	2,634.20	000100	22.6		
5,000.00	000100	15.6	2,640.00	012400	50.0		
5,000.00	016100	11.1	2,640.00	059080	30.6		
5,000.00	016500	1.7	2,646.00	016400	9.9		
5,000.00	017525	13.2	2,651.82	000100	27.2		
5,100.00	016350	27.9	2,675.00	000100	75.3		
5,200.00	000100	14.5	2,700.00	000100	31.1		
5,220.04	000100	8.7	2,737.51	000100	27.9		
			2,750.00	000100	2.5		

TABLE 8: BASE PRICE PAID TO GROWERS FOR GRAPES CRUSHED AND DELIVERED TO CALIFORNIA PROCESSORS FROM THE 2001 CROP WITH BRIX FACTORS AND PURCHASED TONNAGE, BY TYPE, VARIETY, REPORTING DISTRICT WHERE GROWN, AND WEIGHTED AVERAGE BASE PRICE.

District, Type, and Variety	Base Price Per Ton	Brix Factors	Tons
	Dollars	Code a/	

District, Type, and Variety	Base Price Per Ton	Brix Factors	Tons
	Dollars	Code a/	

DISTRICT 04 (Cont'd.)

Cabernet Sauvignon (Cont'd.)	2,755.50	014100	31.7
	2,780.00	016100	13.4
	2,782.00	000100	27.8
	2,800.00	000100	95.0
	2,800.00	002100	82.1
	2,800.00	010400	2.3
	2,800.00	012100	26.4
	2,800.00	016300	13.3
	2,850.00	000100	8.6
	2,850.00	002100	50.4
	2,850.00	010400	5.6
	2,850.00	012400	7.9
	2,850.00	017100	4.9
	2,851.11	000100	19.8
	2,851.50	016350	47.4
	2,857.51	046100	55.5
	2,889.00	016350	39.4
	2,890.00	016100	53.1
	2,892.82	000100	10.7
	2,894.06	014500	9.0
	2,900.00	000100	9.3
	2,900.00	002100	19.5
	2,900.00	059080	11.3
	2,900.35	000100	79.9
	2,903.24	000100	10.9
	2,907.59	000100	39.8
	2,915.70	000100	0.9
	2,940.00	016350	5.6
	2,948.28	000100	27.4
	2,976.75	016100	37.4
	3,000.00	000100	326.2
	3,000.00	002000	2.5
	3,000.00	009800	4.7
	3,000.00	010000	5.6
	3,000.00	012400	609.4
	3,000.00	012600	6.4
	3,000.00	012800	13.5
	3,000.00	013700	23.9
	3,000.00	014100	0.5
	3,000.00	014500	21.4
	3,000.00	015800	9.9
	3,000.00	015900	1.0
	3,000.00	016100	88.9
	3,000.00	016300	26.1
	3,000.00	017900	4.7
	3,000.00	057850	89.9
	3,000.00	066400	11.6
	3,005.00	016100	77.9
	3,005.00	017300	70.6
	3,045.00	067650	17.9
	3,050.00	000100	1.9
	3,075.00	012100	16.9
	3,100.00	000100	68.3
	3,100.00	017900	1.0
	3,111.00	000100	2.3
	3,121.00	016100	36.5
	3,123.00	000100	40.2
	3,123.00	017700	18.6
	3,123.00	064875	2.4
	3,123.22	000100	117.4
	3,123.22	016100	3.3
	3,123.22	017700	54.5
	3,123.22	017900	8.4
	3,123.22	059080	6.1
	3,123.22	061100	93.1
	3,123.22	064875	17.1
	3,123.22	065400	32.6
	3,125.00	014100	102.1
	3,125.00	016350	65.6
	3,130.00	000100	53.5
	3,133.75	016350	14.0
	3,139.25	002000	5.6
	3,150.00	000100	33.7
	3,150.00	012400	69.6
	3,150.00	016300	1.7
	3,166.91	000100	12.5
	3,167.00	016100	19.9

	3,168.00	000100	57.7
	3,168.33	000100	552.2
	3,168.33	002000	20.2
	3,168.33	012100	44.5
	3,168.33	014100	5.4
	3,168.33	017300	45.8
	3,168.33	059080	52.0
	3,170.00	016400	4.5
	3,175.00	000100	147.4
	3,175.00	016100	10.0
	3,175.00	017700	1.1
	3,175.00	017900	13.7
	3,175.01	000100	259.0
	3,175.01	065400	16.1
	3,175.81	000100	24.0
	3,176.00	002000	162.9
	3,180.00	000100	3.1
	3,200.00	000100	105.4
	3,200.00	012100	54.0
	3,200.00	012400	7.8
	3,200.00	012600	5.7
	3,200.00	014500	51.2
	3,200.00	016300	31.6
	3,200.00	017900	4.2
	3,211.00	000100	130.4
	3,218.33	000100	7.2
	3,227.03	016300	30.6
	3,240.00	014100	25.1
	3,250.00	000100	1.0
	3,250.00	017520	4.0
	3,255.00	000100	89.5
	3,255.00	059080	43.5
	3,268.33	000100	39.1
	3,279.38	012600	20.4
	3,300.00	000100	207.9
	3,300.00	016200	1.5
	3,306.19	012600	190.7
	3,318.33	016300	19.8
	3,326.75	000100	71.0
	3,361.20	000100	18.2
	3,367.20	000100	20.7
	3,367.20	059080	19.5
	3,368.00	000100	4.7
	3,368.33	012400	28.7
	3,375.01	000100	153.1
	3,384.00	017700	16.9
	3,386.45	016350	25.2
	3,389.02	000100	7.8
	3,392.00	002200	3.2
	3,400.00	000100	20.7
	3,400.00	002000	8.8
	3,400.00	012800	3.5
	3,400.00	014100	5.9
	3,400.00	016350	23.2
	3,400.00	017525	1.4
	3,404.22	000100	24.6
	3,405.26	000100	169.2
	3,418.00	000100	1.6
	3,418.33	012400	40.7
	3,435.54	000100	129.5
	3,435.54	014100	6.0
	3,435.54	014500	10.0
	3,435.54	015900	4.2
	3,435.55	016100	30.2
	3,442.30	016350	123.8
	3,450.00	012400	8.8
	3,450.00	016350	66.5
	3,468.33	012100	25.6
	3,468.33	012400	22.7
	3,485.02	000100	4.2
	3,485.16	000100	330.9
	3,485.16	016300	0.8
	3,485.71	000100	19.1
	3,492.00	000100	9.9
	3,492.00	060150	7.1
	3,492.50	012600	98.6
	3,492.51	000100	261.8
	3,492.51	010100	5.1
	3,492.51	012100	18.8

TABLE 8: BASE PRICE PAID TO GROWERS FOR GRAPES CRUSHED AND DELIVERED TO CALIFORNIA PROCESSORS FROM THE 2001 CROP WITH BRIX FACTORS AND PURCHASED TONNAGE, BY TYPE, VARIETY, REPORTING DISTRICT WHERE GROWN, AND WEIGHTED AVERAGE BASE PRICE.

District, Type, and Variety	Base Price Per Ton	Brix Factors	Tons	District, Type, and Variety	Base Price Per Ton	Brix Factors	Tons
	Dollars	Code a/			Dollars	Code a/	
DISTRICT 04 (Cont'd.)					3,751.10	016300	14.6
					3,762.50	000100	204.7
Cabernet Sauvignon (Cont'd.)	3,492.51	017900	10.7		3,762.50	059080	28.2
	3,492.51	046100	69.6		3,775.00	010400	50.0
	3,492.52	000100	105.6		3,778.56	016100	315.7
	3,493.00	000100	279.7		3,800.00	000100	173.0
	3,493.00	016350	197.2		3,800.00	012400	1.9
	3,493.00	043900	2,740.2		3,800.00	012600	5.1
	3,493.00	059080	486.2		3,800.00	012800	3.4
	3,500.00	000100	387.4		3,800.00	016350	46.7
	3,500.00	002100	11.2		3,800.00	017200	7.4
	3,500.00	010100	23.5		3,800.00	017520	4.4
	3,500.00	010200	1.6		3,800.00	053700	166.5
	3,500.00	012600	57.6		3,802.00	000100	337.8
	3,500.00	014100	10.1		3,802.00	010000	39.7
	3,500.00	015800	9.7		3,802.00	010100	91.4
	3,500.00	016100	23.4		3,802.00	016100	10.0
	3,500.00	016200	24.7		3,802.00	061250	19.6
	3,500.00	016300	43.2		3,810.00	000100	23.0
	3,500.00	017300	1.8		3,810.01	000100	162.4
	3,500.00	017700	3.7		3,810.01	012300	16.1
	3,500.00	018200	9.4		3,848.23	012600	18.0
	3,500.00	047850	61.9		3,850.00	000100	22.9
	3,500.00	053700	256.1		3,860.48	000100	29.3
	3,500.00	053800	34.4		3,873.14	000100	65.2
	3,500.00	065400	34.2		3,889.00	016350	24.8
	3,500.00	067650	153.1		3,900.00	000100	51.9
	3,525.00	009800	2.3		3,900.00	002200	165.6
	3,527.81	000100	87.8		3,900.64	000100	50.8
	3,528.00	000100	11.5		3,904.00	000100	13.0
	3,535.00	016000	20.2		3,904.25	012600	13.5
	3,550.00	000100	76.3		3,915.02	000100	490.5
	3,559.24	000100	130.1		3,948.52	050500	111.8
	3,591.70	013700	0.7		3,950.00	000100	1.5
	3,591.70	053800	173.8		3,960.00	000100	108.8
	3,591.70	061100	26.5		3,960.41	000100	130.6
	3,591.70	066100	68.5		3,960.41	012400	5.9
	3,600.00	000100	334.8		3,960.41	016100	26.3
	3,600.00	012600	1.2		3,961.04	000100	33.7
	3,600.00	014500	5.0		3,961.86	017900	11.3
	3,600.00	015900	29.6		3,963.00	000100	26.4
	3,600.00	016200	6.3		3,968.00	000100	4.0
	3,600.00	016300	39.8		3,968.67	000100	41.0
	3,600.00	017900	11.8		3,968.76	000100	102.9
	3,600.00	018300	1.6		3,968.76	010100	213.5
	3,600.00	047850	8.3		3,968.76	011300	20.0
	3,607.50	017300	89.4		3,968.76	012300	27.3
	3,607.71	000100	25.2		3,968.76	016500	4.2
	3,607.71	018200	6.2		3,969.00	000100	23.9
	3,607.71	059080	74.5		3,969.00	017700	18.8
	3,610.00	000100	16.2		3,969.00	017900	20.1
	3,629.20	016500	11.3		4,000.00	000100	661.7
	3,643.58	000100	17.4		4,000.00	010100	10.1
	3,643.58	010100	10.6		4,000.00	011300	132.0
	3,643.58	012700	8.8		4,000.00	012400	134.7
	3,643.58	013700	11.2		4,000.00	012600	71.6
	3,644.00	064875	23.0		4,000.00	014100	70.6
	3,650.00	053800	29.5		4,000.00	016100	71.8
	3,651.26	000100	78.7		4,000.00	016300	24.0
	3,651.26	010100	40.9		4,000.00	016350	48.2
	3,651.26	011300	17.3		4,000.00	016500	3.2
	3,651.26	014100	50.6		4,000.00	017100	5.2
	3,651.26	014500	13.8		4,000.00	017300	68.3
	3,654.16	000100	41.7		4,000.00	017900	34.5
	3,667.11	012800	106.9		4,000.00	018200	24.9
	3,685.00	000100	30.8		4,000.00	064875	81.4
	3,700.00	000100	103.5		4,025.00	000100	6.7
	3,700.00	012400	15.5		4,040.00	000100	5.5
	3,709.00	000100	8.6		4,050.00	000100	40.7
	3,728.21	002300	21.9		4,050.00	012300	5.3
	3,746.51	000100	320.2		4,100.00	000100	51.9
	3,747.86	000100	207.2		4,118.80	012100	12.9
	3,747.86	017900	43.9		4,118.83	000100	203.3
	3,747.86	019000	10.8		4,118.83	016100	4.0
	3,750.00	000100	32.6		4,119.48	000100	128.5
	3,750.00	010200	6.6		4,127.00	000100	10.9
	3,750.00	012600	3.9		4,127.51	000100	6.4
	3,750.00	016100	6.3		4,127.51	010100	20.6
	3,750.00	016500	16.4		4,127.51	016100	1.1

TABLE 8: BASE PRICE PAID TO GROWERS FOR GRAPES CRUSHED AND DELIVERED TO CALIFORNIA PROCESSORS FROM THE 2001 CROP WITH BRIX FACTORS AND PURCHASED TONNAGE, BY TYPE, VARIETY, REPORTING DISTRICT WHERE GROWN, AND WEIGHTED AVERAGE BASE PRICE.

District, Type, and Variety	Base Price Per Ton	Brix Factors	Tons
	Dollars	Code a/	

District, Type, and Variety	Base Price Per Ton	Brix Factors	Tons
	Dollars	Code a/	

DISTRICT 04 (Cont'd.)

Cabernet Sauvignon (Cont'd.)	4,127.57	000100	30.2
	4,128.00	000100	42.9
	4,144.00	053700	160.5
	4,150.00	000100	26.5
	4,155.90	000100	1.0
	4,162.79	000100	45.8
	4,186.36	000100	19.9
	4,195.00	000100	13.8
	4,200.00	000100	141.3
	4,200.00	002500	28.2
	4,200.00	016200	18.7
	4,200.00	016300	9.2
	4,200.00	017200	7.8
	4,208.30	000100	37.3
	4,213.88	000100	60.0
	4,222.76	000100	49.9
	4,230.00	012600	121.9
	4,235.05	000100	376.2
	4,242.00	016350	12.0
	4,244.00	000100	6.9
	4,250.00	000100	10.5
	4,250.00	012600	4.7
	4,250.00	016100	4.7
	4,269.32	002000	5.3
	4,275.00	000100	23.8
	4,277.25	012400	88.5
	4,286.26	017100	25.1
	4,294.00	012800	9.8
	4,300.00	000100	43.4
	4,300.00	012500	11.6
	4,375.00	016350	40.1
	4,399.36	014100	18.8
	4,400.00	000100	1.7
	4,400.00	018200	10.2
	4,430.00	000100	2.2
	4,430.00	010100	15.2
	4,430.00	016350	37.0
	4,431.34	000100	10.1
	4,491.31	000100	13.1
	4,500.00	000100	636.0
	4,500.00	009800	3.6
	4,500.00	010200	10.9
	4,500.00	010400	10.5
	4,500.00	011300	309.5
	4,500.00	012400	281.3
	4,500.00	012600	22.8
	4,500.00	016100	142.4
	4,500.00	017300	10.6
	4,500.00	017520	11.7
	4,500.00	017700	25.5
	4,500.00	017900	6.0
	4,500.00	065840	6.6
	4,533.33	000100	9.8
	4,545.45	016100	33.2
	4,560.00	016350	21.2
	4,577.97	012600	94.6
	4,600.00	000100	123.3
	4,600.00	015000	9.0
	4,600.00	017900	23.0
	4,601.00	000100	33.5
	4,601.52	000100	21.1
	4,603.76	000100	17.4
	4,603.76	010100	16.5
	4,657.00	016100	30.3
	4,657.50	000100	9.1
	4,661.00	017400	40.2
	4,675.00	016500	18.4
	4,696.40	000100	14.8
	4,696.40	012100	17.1
	4,738.00	016350	39.0
	4,750.00	000100	20.0
	4,800.00	000100	23.8
	4,800.00	016100	1.2
	4,800.00	016300	161.0
	4,800.00	016350	24.6
	4,800.00	017900	1.2
	4,800.00	019000	5.4

	4,850.00	016100	19.5
	4,950.00	000100	25.5
	5,000.00	000100	435.4
	5,000.00	009800	5.1
	5,000.00	016100	29.2
	5,000.00	016300	14.6
	5,000.00	016350	76.7
	5,000.00	016400	6.4
	5,000.00	016500	21.8
	5,000.00	017525	32.6
	5,000.00	017700	46.7
	5,000.00	018200	3.4
	5,040.00	016350	5.5
	5,050.00	000100	2.7
	5,055.12	017200	4.2
	5,069.33	017100	100.0
	5,077.19	000100	23.7
	5,100.00	016350	16.1
	5,125.25	000100	3.2
	5,150.00	000100	1.3
	5,150.00	016350	21.5
	5,200.00	000100	29.2
	5,200.00	016350	18.3
	5,220.02	000100	4.5
	5,220.04	000100	59.2
	5,282.00	000100	11.2
	5,300.00	017300	1.3
	5,357.00	000100	1.6
	5,366.64	016500	27.1
	5,400.00	015125	25.1
	5,438.28	017100	44.9
	5,500.00	000100	132.3
	5,500.00	010000	7.1
	5,500.00	010100	6.9
	5,500.00	012600	51.0
	5,500.00	014500	15.0
	5,560.00	000100	25.7
	5,600.00	016350	103.6
	5,800.00	018400	0.9
	5,900.00	000100	12.1
	5,900.00	010400	2.0
	6,000.00	000100	43.6
	6,000.00	016350	44.9
	6,000.00	017525	6.7
	6,000.00	018200	2.9
	6,000.00	018300	12.2
	6,000.00	019100	6.2
	6,120.00	017525	17.9
	6,200.00	001100	7.3
	6,325.32	000100	21.0
	6,350.02	000100	45.3
	6,415.55	000100	6.7
	7,000.00	016100	28.9
	7,152.00	000100	4.7
	7,195.00	016100	20.0
	7,500.00	000100	6.7
	7,500.00	012600	63.2
	7,919.18	000100	28.5
	7,920.83	017100	179.6
	11,507.00	000100	5.7
	12,558.68	000100	14.4
	12,606.00	000100	40.8
Wtd. Avg. Base & Total Tons	3,729.00		28,431.4
Carignane	1,000.00	016400	3.3
	1,575.00	000100	5.6
	1,600.00	013700	5.8
	1,900.00	000100	12.3
	2,350.00	016400	3.1
Wtd. Avg. Base & Total Tons	1,729.40		30.1
Charbono	1,200.00	000100	7.5
	1,500.00	000100	4.4
	1,500.00	010000	15.0
	1,600.00	000100	15.3
	1,716.00	000100	15.3
	1,800.00	000100	3.9

TABLE 8: BASE PRICE PAID TO GROWERS FOR GRAPES CRUSHED AND DELIVERED TO CALIFORNIA PROCESSORS FROM THE 2001 CROP WITH BRIX FACTORS AND PURCHASED TONNAGE, BY TYPE, VARIETY, REPORTING DISTRICT WHERE GROWN, AND WEIGHTED AVERAGE BASE PRICE.

District, Type, and Variety	Base Price Per Ton	Brix Factors	Tons	District, Type, and Variety	Base Price Per Ton	Brix Factors	Tons
	Dollars	Code a/			Dollars	Code a/	
DISTRICT 04 (Cont'd.)							
Charbono (Cont'd.)	1,800.00	012600	1.1	Merlot	700.00	000100	12.1
	2,200.00	000100	5.2		1,400.00	000100	19.4
	2,400.00	000100	7.8		1,400.00	057130	40.6
	2,500.00	065400	8.1		1,500.00	000100	37.1
	2,506.00	000100	5.6		1,500.00	010300	24.6
	2,650.00	011900	5.2		1,500.00	016300	0.4
	3,020.00	037120	35.8		1,550.00	000100	6.7
					1,600.00	016100	14.8
Wtd. Avg. Base & Total Tons	2,182.60		130.2		1,700.00	000100	6.3
					1,700.00	010400	8.5
Dolcetto	1,900.00	000100	26.9		1,725.00	012100	290.9
	3,000.00	012400	6.6		1,750.00	000100	52.7
					1,800.00	000100	6.1
Wtd. Avg. Base & Total Tons	2,116.72		33.5		1,800.00	010000	3.0
					1,800.00	046100	4.4
Early Burgundy	1,000.00	000100	6.8		1,884.95	016350	157.2
					1,900.00	000100	34.7
Wtd. Avg. Base & Total Tons	1,000.00		6.8		1,910.09	000100	32.0
					1,987.86	000100	75.6
Gamay (Napa) *	600.00	008200	28.0		1,994.23	016350	162.3
	800.00	000100	2.1		2,000.00	000100	87.0
	800.00	041600	2.2		2,000.00	002920	38.3
	850.00	000100	17.3		2,000.00	010400	6.1
	900.00	039800	65.7		2,000.00	012400	79.5
	902.90	040600	99.2		2,000.00	012600	2.2
	902.90	067353	3.3		2,000.00	012800	4.9
	930.75	006600	77.0		2,000.00	016100	20.0
	950.00	000100	4.7		2,000.00	016300	1.0
	1,000.00	006600	38.5		2,000.00	017300	1.5
	1,000.00	012800	6.4		2,000.00	017900	3.5
	1,200.00	000100	21.5		2,000.00	059080	84.5
	1,200.00	010000	9.6		2,009.25	065400	16.4
	1,200.00	012100	19.7		2,043.23	012300	27.3
					2,050.00	000100	8.2
Wtd. Avg. Base & Total Tons	932.73		395.2		2,068.00	000100	13.6
					2,100.00	000100	4.3
Gamay Beaujolais	800.00	016100	36.3		2,100.00	012400	2.1
					2,100.00	012700	23.9
Wtd. Avg. Base & Total Tons	800.00		36.3		2,106.72	000100	27.4
					2,111.00	016300	0.3
Grenache *	2,600.00	000100	1.5		2,123.36	000100	23.7
	2,789.96	000100	0.8		2,136.84	000100	22.4
	2,790.00	000100	1.9		2,150.00	000100	5.5
	2,800.00	017900	0.6		2,169.68	000100	41.4
	2,946.55	000100	1.6		2,200.00	000100	79.1
	3,250.00	016100	5.1		2,200.00	010400	4.1
	3,500.00	000100	5.0		2,200.00	068290	20.5
					2,213.00	000100	121.4
Wtd. Avg. Base & Total Tons	3,145.60		16.5		2,233.50	000100	111.6
					2,239.26	057850	76.7
Malbec	2,029.00	000100	3.2		2,250.00	000100	75.7
	2,096.00	012400	1.1		2,250.00	014100	6.9
	2,407.20	012600	3.9		2,250.00	016350	32.6
	2,420.28	016350	2.0		2,250.00	061100	76.3
	2,575.20	000100	25.7		2,269.00	046100	132.0
	2,600.00	000100	7.0		2,272.00	017300	2.0
	2,700.00	012400	36.9		2,273.48	000100	3.6
	2,800.00	010400	1.3		2,284.19	000100	186.1
	2,800.00	012400	6.6		2,290.68	000100	23.3
	2,900.00	000100	1.4		2,296.60	000100	71.4
	3,100.00	000100	5.1		2,300.00	000100	148.4
	3,200.00	012800	0.5		2,300.00	059080	66.1
	3,211.00	000100	4.2		2,302.40	000100	31.5
	3,347.76	012600	2.5		2,315.00	012600	11.9
	3,500.00	000100	6.7		2,315.25	000100	38.5
	3,500.00	011300	12.6		2,324.36	016350	25.9
	3,571.14	000100	6.7		2,342.03	000100	7.0
	3,800.00	000100	0.8		2,350.00	018200	1.6
	4,250.00	000100	0.6		2,386.84	000100	122.3
	4,500.00	016350	11.4		2,390.66	000100	36.0
Wtd. Avg. Base & Total Tons	3,001.80		140.2		2,400.00	000100	16.6
					2,400.00	010000	10.8
Mataro *	2,790.00	015410	2.9		2,400.00	012400	47.5
	2,800.00	016100	1.8		2,407.20	012600	144.0
					2,408.81	000100	42.5
Wtd. Avg. Base & Total Tons	2,793.83		4.7		2,415.00	000100	54.8
					2,425.00	059080	6.3
					2,430.00	016350	13.3

TABLE 8: BASE PRICE PAID TO GROWERS FOR GRAPES CRUSHED AND DELIVERED TO CALIFORNIA PROCESSORS FROM THE 2001 CROP WITH BRIX FACTORS AND PURCHASED TONNAGE, BY TYPE, VARIETY, REPORTING DISTRICT WHERE GROWN, AND WEIGHTED AVERAGE BASE PRICE.

District, Type, and Variety	Base Price Per Ton	Brix Factors	Tons
	Dollars	Code a/	

District, Type, and Variety	Base Price Per Ton	Brix Factors	Tons
	Dollars	Code a/	

DISTRICT 04 (Cont'd.)

Merlot (Cont'd.)	2,431.01	000100	51.7
	2,445.90	010000	26.0
	2,455.00	002920	23.1
	2,459.34	000100	38.3
	2,459.36	014100	11.7
	2,480.00	000100	15.5
	2,483.00	000100	13.7
	2,484.00	000100	23.3
	2,484.00	012100	17.6
	2,484.00	017700	14.6
	2,484.00	017900	15.4
	2,484.06	000100	281.4
	2,484.06	012100	8.3
	2,484.06	016400	8.5
	2,484.06	017300	9.8
	2,484.06	067353	16.5
	2,484.10	012600	7.4
	2,484.80	000100	217.8
	2,484.80	012100	38.1
	2,484.80	013700	7.5
	2,484.80	014100	40.0
	2,484.80	016300	80.3
	2,485.00	000100	76.4
	2,485.00	017300	209.9
	2,485.58	000100	23.9
	2,486.00	010000	36.9
	2,486.36	000100	420.6
	2,488.00	067350	20.7
	2,488.07	000100	482.4
	2,488.07	016100	11.3
	2,488.07	016350	8.6
	2,488.07	017900	4.5
	2,488.07	018200	4.5
	2,488.07	061100	9.8
	2,500.00	000100	262.3
	2,500.00	010000	75.5
	2,500.00	012400	281.0
	2,500.00	012800	6.6
	2,500.00	016350	15.9
	2,500.00	047850	75.3
	2,500.00	053700	37.7
	2,500.00	053800	18.6
	2,500.00	056025	42.8
	2,504.75	000100	30.4
	2,505.15	000100	25.1
	2,513.92	061000	10.8
	2,518.78	000100	100.0
	2,534.80	000100	3.2
	2,550.00	000100	31.5
	2,550.00	010000	11.9
	2,555.57	000100	48.6
	2,563.38	000100	31.4
	2,582.29	016100	73.7
	2,584.80	000100	15.9
	2,600.00	000100	230.7
	2,600.00	002100	7.5
	2,600.00	012400	62.3
	2,600.00	014100	37.6
	2,600.00	059080	41.4
	2,609.04	000100	129.4
	2,609.04	017300	33.4
	2,609.04	017800	19.6
	2,612.00	000100	33.5
	2,612.07	000100	24.3
	2,612.47	000100	132.1
	2,612.47	012600	10.7
	2,612.47	061100	23.6
	2,625.00	001980	163.2
	2,625.00	017700	1.6
	2,625.00	067850	3.6
	2,628.00	016350	39.9
	2,630.00	000100	6.7
	2,634.80	012400	19.8
	2,635.00	000100	30.9
	2,641.16	000100	29.9
	2,646.00	016400	6.2
	2,650.00	009800	10.3

	2,650.00	017300	45.8
	2,662.54	000100	11.7
	2,665.24	000100	60.2
	2,673.00	000100	22.2
	2,682.78	067675	26.2
	2,699.55	000100	12.9
	2,700.00	000100	183.5
	2,700.00	012600	6.8
	2,710.58	000100	9.8
	2,713.85	059080	88.7
	2,715.00	017300	8.9
	2,717.06	000100	21.3
	2,717.06	061100	29.9
	2,732.00	000100	22.1
	2,732.00	060150	18.0
	2,732.40	056025	103.6
	2,732.47	000100	19.2
	2,732.47	014500	26.2
	2,732.50	012600	4.4
	2,733.00	000100	9.7
	2,733.00	043900	592.9
	2,733.28	000100	36.9
	2,733.28	002250	25.7
	2,733.28	014100	22.6
	2,733.28	014500	31.9
	2,736.87	016100	23.2
	2,736.88	000100	122.4
	2,736.88	014100	1.8
	2,738.00	000100	27.2
	2,750.00	000100	140.1
	2,750.00	010100	10.0
	2,750.00	016100	28.7
	2,750.00	016300	20.2
	2,750.00	017300	12.7
	2,780.00	000100	3.2
	2,780.00	043900	25.3
	2,780.00	053800	43.1
	2,782.55	000100	98.7
	2,784.06	000100	25.8
	2,784.80	012400	14.7
	2,786.64	000100	166.0
	2,787.00	000100	66.4
	2,795.40	000100	0.4
	2,800.00	000100	144.0
	2,800.00	010100	8.8
	2,800.00	012400	8.2
	2,800.00	016100	5.9
	2,800.00	016300	0.6
	2,800.00	017300	29.8
	2,800.00	017900	7.0
	2,800.00	064875	1.5
	2,813.80	016300	37.6
	2,821.00	000100	207.3
	2,821.00	059080	98.1
	2,821.00	064875	38.4
	2,834.80	012400	2.8
	2,850.00	012400	1.9
	2,850.00	012600	34.4
	2,853.16	012600	2.9
	2,855.88	000100	25.5
	2,856.66	000100	15.2
	2,856.67	000100	16.3
	2,856.67	010100	26.0
	2,856.67	011300	23.2
	2,856.67	013300	4.6
	2,856.67	015500	45.8
	2,857.52	000100	51.5
	2,857.52	012500	412.9
	2,857.52	016300	4.1
	2,858.00	000100	156.1
	2,858.00	016100	27.5
	2,858.00	064875	17.0
	2,861.28	053800	111.6
	2,875.00	012400	10.2
	2,883.00	000100	51.6
	2,888.07	016350	62.0
	2,900.00	000100	92.8
	2,900.36	000100	139.1
	2,917.00	015900	13.6

TABLE 8: BASE PRICE PAID TO GROWERS FOR GRAPES CRUSHED AND DELIVERED TO CALIFORNIA PROCESSORS FROM THE 2001 CROP WITH BRIX FACTORS AND PURCHASED TONNAGE, BY TYPE, VARIETY, REPORTING DISTRICT WHERE GROWN, AND WEIGHTED AVERAGE BASE PRICE.

District, Type, and Variety	Base Price Per Ton	Brix Factors	Tons	District, Type, and Variety	Base Price Per Ton	Brix Factors	Tons
	Dollars	Code a/			Dollars	Code a/	
DISTRICT 04 (Cont'd.)					3,500.00	016100	12.5
Merlot (Cont'd.)	2,917.22	000100	30.5		3,500.00	016500	1.1
	2,932.06	012400	33.8		3,600.00	000100	27.8
	2,950.00	016350	19.8		3,700.00	000100	24.7
	2,950.01	017200	22.2		3,711.00	000100	7.5
	2,976.51	016100	46.5		3,723.73	000100	98.6
	2,980.42	000100	5.9		3,723.81	000100	37.5
	2,980.87	000100	89.0		3,724.07	000100	25.1
	2,980.90	017400	6.2		3,732.47	000100	0.4
	2,981.60	014100	116.5		3,750.00	000100	1.1
	2,981.76	000100	87.9		3,750.00	016100	20.2
	2,981.76	010000	42.3		3,787.00	000100	15.1
	2,981.76	010100	30.0		3,800.00	000100	9.3
	2,981.76	014500	175.7		3,800.00	011300	60.9
	2,981.76	016100	52.6		3,823.40	017200	5.0
	2,981.76	061250	18.4		3,825.00	000100	1.5
	2,982.00	000100	2.7		3,864.68	000100	20.7
	2,985.00	000100	16.0		3,961.04	000100	2.8
	2,985.04	017900	6.2		3,968.76	010100	26.7
	2,985.68	000100	91.9		4,000.00	000100	24.9
	2,985.68	017900	16.1		4,000.00	015900	0.8
	2,996.71	017300	33.8		4,000.00	016100	11.2
	3,000.00	000100	116.3		4,000.00	016400	3.1
	3,000.00	012600	128.9		4,000.00	016500	7.4
	3,000.00	016100	6.9		4,000.00	017700	1.8
	3,000.00	016300	13.6		4,000.00	018200	21.1
	3,000.00	016900	4.6		4,000.00	018300	0.9
	3,000.00	017100	5.4		4,200.00	017700	10.3
	3,000.00	017200	7.7		4,213.88	000100	6.0
	3,000.00	017300	24.6		4,230.00	012600	42.5
	3,000.00	017400	10.0		4,250.00	000100	1.7
	3,000.00	017900	9.6		4,250.00	015900	11.0
	3,000.00	067650	90.6		4,272.49	012400	38.9
	3,005.00	016100	77.1		4,500.00	000100	6.7
	3,040.00	000100	51.5		4,500.00	012600	4.0
	3,052.00	016350	29.0		4,500.00	015000	8.8
	3,068.00	017525	11.8		4,500.00	016100	44.4
	3,100.00	000100	132.2		4,500.00	017525	12.9
	3,100.00	016350	8.5		4,603.76	010100	0.6
	3,101.74	000100	66.8		4,657.50	000100	3.4
	3,105.00	000100	16.5		4,800.00	000100	16.1
	3,105.00	018200	5.3		4,800.00	018200	9.2
	3,105.08	000100	2.5		4,966.00	000100	25.2
	3,105.08	010100	30.0		5,000.00	000100	25.7
	3,106.00	000100	59.7		5,000.00	017525	23.0
	3,106.00	012400	79.7		5,000.00	018300	1.8
	3,110.00	000100	4.3		5,000.00	000100	12.3
	3,119.28	016100	266.2		5,220.04	000100	48.1
	3,131.00	000100	12.3		5,400.00	015000	5.0
	3,144.44	000100	142.6		5,500.00	000100	0.1
	3,162.00	012600	13.1		5,900.00	000100	1.6
	3,200.00	000100	222.0		5,900.00	017525	2.3
	3,200.00	016500	3.8		6,000.00	000100	14.4
	3,200.00	018200	7.7		6,000.00	016100	37.2
	3,211.00	000100	68.0		6,000.00	017525	16.0
	3,230.20	012100	3.3		6,000.00	019100	5.2
	3,230.24	000100	13.1		7,500.00	000100	1.4
	3,230.24	012400	25.4		8,781.48	000100	5.9
	3,249.39	000100	72.9		11,507.00	000100	8.3
	3,250.00	000100	1.0		12,606.00	000100	1.7
	3,300.00	000100	63.5	Wtd. Avg. Base & Total Tons	2,748.07		16,794.8
	3,300.00	012400	107.9				
	3,300.00	016350	29.6	Meunier *	1,400.00	000100	62.3
	3,300.00	017200	15.0		1,436.00	000100	2.3
	3,303.80	000100	15.7		1,562.44	000100	47.6
	3,335.52	015000	256.6		1,800.00	000100	17.1
	3,360.00	000100	12.1		1,800.00	017100	1.0
	3,400.00	002000	4.6	Wtd. Avg. Base & Total Tons	1,515.54		130.3
	3,400.00	010100	19.6				
	3,450.00	000100	32.5	Nebbiolo	2,400.00	000100	5.0
	3,473.63	000100	76.7		3,750.00	016100	1.8
	3,477.68	000100	2.7				
	3,477.68	017200	15.0	Wtd. Avg. Base & Total Tons	2,757.35		6.8
	3,477.86	017700	9.9				
	3,492.50	012600	11.1	Petit Verdot	2,000.00	010200	2.1
	3,500.00	000100	234.5		2,096.00	000100	1.7
	3,500.00	010100	10.9		2,500.00	000100	0.9
	3,500.00	010400	5.1				

TABLE 8: BASE PRICE PAID TO GROWERS FOR GRAPES CRUSHED AND DELIVERED TO CALIFORNIA PROCESSORS FROM THE 2001 CROP WITH BRIX FACTORS AND PURCHASED TONNAGE, BY TYPE, VARIETY, REPORTING DISTRICT WHERE GROWN, AND WEIGHTED AVERAGE BASE PRICE.

District, Type, and Variety	Base Price Per Ton	Brix Factors	Tons	District, Type, and Variety	Base Price Per Ton	Brix Factors	Tons
	Dollars	Code a/			Dollars	Code a/	
DISTRICT 04 (Cont'd.)					2,871.00	018200	1.0
Petit Verdot (Cont'd.)	2,600.00	000100	7.9		2,871.29	000100	10.9
	3,000.00	000100	3.9		2,872.00	012600	3.9
	3,000.00	002000	4.4		3,000.00	000100	30.5
	3,000.00	012300	1.0		3,000.00	002100	1.9
	3,168.00	000100	6.8		3,000.00	002400	21.3
	3,306.19	012600	3.2		3,000.00	012600	3.8
	3,400.00	000100	7.7		3,000.00	012800	14.8
	3,600.00	017300	3.7		3,000.00	018200	2.1
	3,600.00	018200	2.0		3,001.80	012100	8.1
	3,694.00	043900	38.3		3,110.90	000100	54.5
	3,694.11	000100	0.1		3,163.61	012600	5.4
	3,695.95	000100	5.7		3,163.61	017900	8.9
	3,750.00	000100	2.1		3,168.23	000100	1.3
	3,792.14	012000	0.3		3,200.00	000100	12.5
	3,800.00	000100	3.4		3,200.00	016500	10.1
	3,878.82	000100	16.5		3,200.00	018200	8.5
	3,968.76	010100	4.3		3,300.00	000100	1.6
	4,000.00	011300	9.7		3,500.00	000100	27.6
	4,000.00	016100	0.2		3,500.00	016300	8.5
	4,025.00	000100	0.5		3,500.00	018200	11.5
	4,063.52	000100	17.6		3,500.00	065900	6.3
	4,171.00	000100	4.3		3,500.00	066320	2.9
	4,432.93	000100	29.0		4,000.00	016300	5.5
	4,433.00	000100	5.5		4,300.00	000100	5.6
	4,500.00	000100	9.9		4,500.00	000100	11.5
	4,500.00	012300	6.7		4,988.80	066100	15.3
	4,617.63	000100	4.8	Wtd. Avg. Base & Total Tons	2,980.59		533.5
	4,617.64	016100	17.6	Pinot Noir	110.00	000100	6.7
	4,913.17	000100	1.2		750.00	000100	4.2
	5,000.00	000100	4.3		900.00	010400	10.8
	5,000.00	016100	3.0		1,300.00	000100	5.2
	5,000.00	016400	1.8		1,450.00	000100	28.9
	5,000.00	016500	4.3		1,500.00	000100	46.1
	5,000.00	017525	4.3		1,500.00	064875	45.7
	5,200.00	000100	12.5		1,516.20	000100	478.5
	5,240.04	000100	3.8		1,550.00	000100	157.8
	5,272.51	014100	10.6		1,550.00	002200	20.1
	5,357.00	000100	2.2		1,550.00	005300	37.6
	5,400.00	019000	0.9		1,598.63	000100	9.4
	6,000.00	017525	3.6		1,620.68	000100	240.5
	6,179.41	000100	5.3		1,627.50	000100	101.1
	6,179.92	000100	18.8		1,701.71	000100	40.7
	12,606.00	000100	0.9		1,722.99	000100	10.1
Wtd. Avg. Base & Total Tons	4,340.29		299.3		1,736.44	000100	133.4
Petite Sirah	1,200.00	000100	1.8		1,746.71	000100	8.0
	1,500.00	000100	6.8		1,750.00	000100	18.3
	1,780.00	017900	1.0		1,786.80	000100	425.3
	1,800.00	018300	3.6		1,800.00	000100	5.7
	1,850.00	016400	5.8		1,800.00	010400	6.1
	2,000.00	016100	6.4		1,819.13	000100	26.8
	2,000.00	016200	0.4		1,822.74	000100	113.4
	2,000.00	016300	5.8		1,863.45	000100	106.3
	2,100.00	000100	3.9		1,890.00	005300	47.7
	2,200.00	000100	6.5		1,900.00	009800	6.9
	2,200.00	012400	6.5		1,900.00	012100	2.0
	2,200.00	012800	1.3		1,900.00	012950	5.8
	2,250.00	000100	0.4		1,913.88	000100	233.1
	2,350.00	016400	17.6		1,914.42	000100	180.9
	2,400.00	017900	5.3		1,919.00	000100	41.8
	2,500.00	000100	21.1		1,925.00	037120	32.8
	2,500.00	015800	6.6		1,950.00	002200	53.4
	2,631.00	016500	1.0		1,990.18	000100	26.7
	2,636.00	016500	0.8		2,000.00	000100	3.5
	2,644.08	000100	4.5		2,034.00	012600	46.8
	2,644.08	002500	0.4		2,050.00	002200	4.8
	2,670.52	000100	9.8		2,067.88	000100	45.7
	2,673.93	000100	3.5		2,067.88	005300	78.7
	2,768.16	000100	11.1		2,068.00	000100	40.4
	2,790.00	000100	36.6		2,089.04	041000	20.0
	2,790.00	015410	16.6		2,100.00	000100	16.0
	2,800.00	000100	28.8		2,100.00	012950	56.9
	2,800.00	012800	3.1		2,100.00	016400	6.1
	2,800.00	016300	2.5		2,146.21	005300	25.4
	2,800.00	019453	4.1		2,150.00	012950	3.1
	2,836.34	012400	14.1		2,170.00	000100	14.4
					2,171.27	005300	55.8

TABLE 8: BASE PRICE PAID TO GROWERS FOR GRAPES CRUSHED AND DELIVERED TO CALIFORNIA PROCESSORS FROM THE 2001 CROP WITH BRIX FACTORS AND PURCHASED TONNAGE, BY TYPE, VARIETY, REPORTING DISTRICT WHERE GROWN, AND WEIGHTED AVERAGE BASE PRICE.

District, Type, and Variety	Base Price Per Ton	Brix Factors	Tons	District, Type, and Variety	Base Price Per Ton	Brix Factors	Tons
	Dollars	Code a/			Dollars	Code a/	
DISTRICT 04 (Cont'd.)					4,078.40	002100	1.8
Pinot Noir (Cont'd.)	2,176.14	061100	9.7		4,254.00	000100	21.1
	2,193.00	064875	249.5		6,189.00	012950	19.6
	2,193.49	012500	29.3	Wtd. Avg. Base & Total Tons	2,151.07		6,007.6
	2,200.00	012800	2.5	Pinotage	2,000.00	015900	1.0
	2,250.00	012950	36.8	Wtd. Avg. Base & Total Tons	2,000.00		1.0
	2,250.00	014500	8.0	Primitivo	1,500.00	059080	33.7
	2,253.00	012500	39.2		2,000.00	000100	2.2
	2,274.70	005100	1.6		2,100.00	016300	0.6
	2,275.00	002200	11.1	Wtd. Avg. Base & Total Tons	1,540.00		36.5
	2,297.94	000100	11.0	Sangiovese *	1,200.00	012100	21.1
	2,300.00	000100	22.3		1,350.00	064875	10.3
	2,300.00	012400	7.0		1,500.00	016100	8.5
	2,310.00	000100	24.2		1,600.00	000100	38.2
	2,331.00	017900	1.3		1,600.00	017900	14.7
	2,348.29	000100	37.0		1,758.00	017900	3.2
	2,350.00	012950	58.1		1,800.00	012400	14.5
	2,363.00	000100	92.9		1,819.31	000100	16.7
	2,372.15	000100	8.3		1,856.58	000100	13.3
	2,400.00	000100	74.8		1,874.25	000100	11.8
	2,400.00	012300	206.4		1,913.00	000100	17.0
	2,400.00	012950	5.0		1,922.85	000100	5.2
	2,400.00	016400	142.3		2,000.00	000100	3.9
	2,402.40	059080	148.7		2,000.00	012100	1.4
	2,421.17	000100	95.5		2,000.00	012400	20.6
	2,421.61	000100	23.4		2,045.18	012900	0.5
	2,432.00	012950	79.0		2,045.18	017900	6.2
	2,450.00	000100	14.5		2,045.18	064875	13.5
	2,481.50	017300	89.6		2,047.62	000100	16.4
	2,489.04	012500	32.4		2,060.00	000100	12.8
	2,500.00	000100	141.2		2,068.93	000100	8.4
	2,500.00	002100	2.4		2,070.00	012400	7.6
	2,500.00	012500	22.9		2,070.00	016300	44.9
	2,500.00	012600	3.9		2,100.00	000100	10.9
	2,500.00	016100	2.5		2,100.00	012600	28.8
	2,505.87	061100	29.9		2,100.00	012600	29.4
	2,543.01	000100	113.1		2,147.44	012600	29.4
	2,600.00	012500	123.1		2,167.54	000100	4.7
	2,600.00	012950	37.3		2,178.90	014800	8.6
	2,605.66	000100	29.9		2,200.00	015900	3.2
	2,613.00	002300	14.6		2,200.00	016300	1.4
	2,634.66	000100	15.8		2,210.00	016400	9.0
	2,649.00	000100	5.9		2,214.32	016300	3.9
	2,650.00	000100	81.2		2,249.70	012600	36.4
	2,650.00	012500	42.3		2,314.32	012400	11.6
	2,650.00	017900	6.2		2,363.00	000100	11.8
	2,669.00	015900	16.1		2,363.00	014800	33.8
	2,700.00	000100	64.0		2,368.10	012600	30.8
	2,750.00	000100	60.6		2,400.00	000100	5.2
	2,750.00	012300	55.6		2,400.00	012400	24.6
	2,750.00	016400	7.4		2,400.00	012600	5.7
	2,800.00	000100	15.5		2,400.00	018200	16.0
	2,800.00	017900	4.7		2,454.22	012600	33.9
	2,805.00	000100	16.3		2,476.80	000100	49.6
	2,816.00	000100	24.8		2,483.00	000100	53.5
	2,850.00	012500	2.0		2,500.00	000100	2.8
	2,900.00	012500	15.7		2,500.00	012600	22.9
	2,950.00	000100	26.3		2,580.40	012400	26.2
	2,950.00	016100	11.5		2,586.16	000100	2.0
	3,000.00	000100	21.0		2,684.00	000100	27.7
	3,000.00	012300	19.9		2,779.00	014800	18.8
	3,000.00	012500	40.2		3,000.00	000100	3.5
	3,000.00	016100	6.9		3,500.00	000100	1.6
	3,000.00	017900	4.8		7,500.00	012600	1.6
	3,103.99	010000	6.6	Wtd. Avg. Base & Total Tons	2,203.75		865.5
	3,168.33	000100	14.6	Syrah *	1,000.00	000100	0.5
	3,248.00	012500	4.5		1,200.00	000100	7.9
	3,264.00	016300	10.8		1,500.00	017700	29.7
	3,336.69	016500	18.4		1,529.74	000100	10.8
	3,338.00	000100	19.2		1,608.00	018100	3.5
	3,350.00	000100	53.5		1,800.00	016200	6.6
	3,493.00	000100	16.9				
	3,500.00	012500	7.2				
	3,523.24	002100	6.2				
	3,601.77	002100	5.6				
	3,628.00	016200	6.9				
	3,700.00	002100	0.2				
	3,750.00	000100	12.2				

TABLE 8: BASE PRICE PAID TO GROWERS FOR GRAPES CRUSHED AND DELIVERED TO CALIFORNIA PROCESSORS FROM THE 2001 CROP WITH BRIX FACTORS AND PURCHASED TONNAGE, BY TYPE, VARIETY, REPORTING DISTRICT WHERE GROWN, AND WEIGHTED AVERAGE BASE PRICE.

District, Type, and Variety	Base Price Per Ton	Brix Factors	Tons	District, Type, and Variety	Base Price Per Ton	Brix Factors	Tons
	Dollars	Code a/			Dollars	Code a/	
DISTRICT 04 (Cont'd.)				Tempranillo *	2,600.00	000100	0.6
Syrah * (Cont'd.)	1,912.00	000100	0.3		3,600.00	000100	1.0
	2,000.00	000100	26.7	Wtd. Avg. Base & Total Tons	3,225.00		1.6
	2,000.00	002000	9.1	Teroldego	1,800.00	009800	0.1
	2,000.00	016300	2.0	Wtd. Avg. Base & Total Tons	1,800.00		0.1
	2,024.05	053800	27.7	Touriga Nacional *	100.00	016300	0.2
	2,106.49	000100	21.7	Wtd. Avg. Base & Total Tons	100.00		0.2
	2,174.00	000100	2.7	Zinfandel	400.00	000100	16.4
	2,185.00	000100	20.0		500.00	016300	1.3
	2,185.00	016300	1.1		550.00	027900	265.3
	2,185.35	000100	11.2		600.00	025500	163.2
	2,185.35	012600	1.6		600.00	027900	137.7
	2,200.00	000100	2.0		700.00	005500	163.9
	2,200.00	016100	4.9		1,045.00	017900	2.7
	2,202.60	067675	6.0		1,300.00	016100	0.5
	2,244.57	016300	14.3		1,400.00	012400	1.5
	2,264.85	000100	5.8		1,499.22	015800	1.7
	2,293.00	000100	9.7		1,499.23	000100	44.7
	2,294.62	000100	18.9		1,500.00	000100	34.9
	2,300.00	000100	1.0		1,500.00	065400	20.1
	2,300.00	012400	28.0		1,512.50	010200	37.7
	2,300.00	064875	60.9		1,575.00	018550	16.2
	2,307.50	000100	9.5		1,600.00	008400	0.9
	2,385.35	012400	44.3		1,600.00	017200	17.5
	2,400.00	000100	24.2		1,732.95	000100	39.0
	2,400.00	012400	3.8		1,795.00	000100	9.5
	2,403.00	000100	3.9		1,800.00	000100	21.1
	2,409.41	017900	17.6		1,800.00	016100	12.0
	2,410.00	000100	2.7		1,864.18	000100	39.9
	2,412.00	012600	3.5		1,900.00	000100	3.1
	2,412.39	014500	16.1		1,900.00	012400	121.6
	2,430.00	000100	4.1		1,900.00	065400	23.1
	2,500.00	000100	14.2		1,910.12	017530	17.1
	2,513.15	000100	13.0		1,912.00	000100	0.5
	2,517.27	018600	5.0		1,950.00	000100	25.2
	2,517.28	000100	15.6		1,955.00	000100	4.0
	2,600.00	000100	27.3		1,969.03	014500	7.6
	2,600.00	012400	13.5		2,000.00	000100	84.6
	2,600.00	012500	13.2		2,000.00	002200	2.7
	2,608.00	000100	6.0		2,000.00	012400	7.0
	2,612.92	017300	26.1		2,000.00	012600	12.7
	2,622.00	018200	3.1		2,000.00	016100	43.1
	2,622.40	018100	1.0		2,000.00	016300	4.7
	2,650.00	000100	4.0		2,000.00	017530	16.0
	2,700.00	000100	4.9		2,060.00	000100	84.7
	2,700.00	016400	0.8		2,094.69	000100	44.4
	2,726.00	019000	18.6		2,100.00	000100	21.4
	2,731.69	000100	5.5		2,100.00	016500	3.4
	2,732.00	017700	5.7		2,100.00	017900	4.1
	2,743.00	000100	7.3		2,125.00	000100	40.7
	2,764.85	000100	9.9		2,174.04	016100	6.0
	2,790.00	012400	8.8		2,174.04	052100	25.7
	2,800.00	000100	6.9		2,174.04	061100	22.5
	2,800.00	012600	3.8		2,200.00	000100	186.9
	2,800.00	016500	9.8		2,200.00	012600	2.5
	2,800.00	019050	4.1		2,200.00	016100	12.8
	2,882.00	000100	10.5		2,200.00	017530	46.0
	2,882.00	016300	2.5		2,200.00	017900	9.1
	2,985.00	000100	12.9		2,200.00	018200	24.2
	3,000.00	000100	1.9		2,200.00	053700	15.1
	3,150.00	000100	28.4		2,200.00	060000	23.5
	3,200.00	000100	33.0		2,250.00	012600	44.8
	3,200.00	016400	0.6		2,250.00	016100	10.8
	3,278.02	010100	4.0		2,300.00	000100	51.0
	3,500.00	000100	29.2		2,300.92	000100	47.6
	3,516.85	000100	6.8		2,315.00	016100	4.9
	3,519.75	000100	5.1		2,332.80	017530	12.1
	3,677.00	000100	10.5		2,350.00	000100	13.0
	3,750.00	016100	8.9		2,380.00	000100	30.5
	3,808.38	017300	14.6		2,400.00	000100	27.7
	4,724.00	000100	7.0		2,400.00	016300	5.6
	12,374.00	000100	6.1		2,400.00	018200	10.0
Wtd. Avg. Base & Total Tons	2,605.09		874.4		2,400.00	018400	3.9

TABLE 8: BASE PRICE PAID TO GROWERS FOR GRAPES CRUSHED AND DELIVERED TO CALIFORNIA PROCESSORS FROM THE 2001 CROP WITH BRIX FACTORS AND PURCHASED TONNAGE, BY TYPE, VARIETY, REPORTING DISTRICT WHERE GROWN, AND WEIGHTED AVERAGE BASE PRICE.

District, Type, and Variety	Base Price Per Ton	Brix Factors	Tons	District, Type, and Variety	Base Price Per Ton	Brix Factors	Tons
	Dollars	Code a/			Dollars	Code a/	
DISTRICT 04 (Cont'd.)							
Zinfandel (Cont'd.)	2,400.00	068730	1.1		950.00	061100	63.5
	2,400.00	068760	7.3		1,000.00	000100	62.4
	2,420.00	000100	23.6		1,000.00	059080	22.9
	2,500.00	000100	215.8		1,084.31	000100	17.3
	2,500.00	008400	8.9		1,084.31	060100	103.0
	2,500.00	012600	1.2		1,147.94	061600	150.9
	2,500.00	012800	7.7		1,200.00	000100	6.9
	2,500.00	014800	9.7		1,200.00	010400	24.0
	2,500.00	016300	35.4		1,250.00	059080	29.7
	2,500.00	016400	51.1		1,350.00	062150	293.9
	2,500.00	017900	7.6		1,400.00	059080	148.1
	2,500.00	018200	10.3		1,400.00	061100	387.0
	2,506.85	000100	21.3		1,700.00	000100	597.4
	2,600.00	000100	65.2		1,771.40	061100	564.4
	2,600.00	002500	55.5	Wtd. Avg. Base & Total Tons	898.26		5,594.9
	2,600.00	012600	1.2				
	2,600.00	017700	9.9	Chenin Blanc	150.00	032225	72.6
	2,625.00	016300	12.9		325.00	034800	669.8
	2,700.00	000100	66.1		400.00	037400	602.8
	2,700.00	017200	52.9		600.00	010400	15.0
	2,750.00	000100	22.2	Wtd. Avg. Base & Total Tons	359.34		1,402.1
	2,800.00	000100	27.6				
	2,800.00	010200	10.0	French Colombard	145.00	032225	117.5
	2,800.00	016300	0.8		500.00	040600	77.7
	2,800.00	017700	10.8	Wtd. Avg. Base & Total Tons	286.31		195.2
	2,842.00	016300	13.4				
	2,900.00	000100	1.7	Malvasia Bianca *	725.00	059080	21.8
	2,900.00	002680	20.8	Wtd. Avg. Base & Total Tons	725.00		21.8
	2,945.58	002000	6.5				
	2,950.00	000100	3.6	Pinot Gris *	650.00	000100	167.9
	2,985.00	000100	11.3		800.00	010400	8.6
	3,000.00	000100	156.1	Wtd. Avg. Base & Total Tons	657.31		176.5
	3,000.00	016400	8.3				
	3,000.00	017200	6.2	Sauvignon Blanc	500.00	032225	184.6
	3,000.00	018200	10.1		550.00	000100	165.2
	3,006.00	012800	10.0		550.00	008200	70.0
	3,050.00	000100	9.6		550.00	037400	200.3
	3,100.00	000100	8.1		700.00	000100	135.9
	3,100.00	016400	5.1	Wtd. Avg. Base & Total Tons	725.00	059080	191.1
	3,150.00	068740	5.2				
	3,160.46	017900	7.0	Wtd. Avg. Base & Total Tons	597.09		947.1
	3,168.33	014800	83.9				
	3,200.00	000100	77.6	Semillon	775.00	059080	150.1
	3,200.00	016400	9.4	Wtd. Avg. Base & Total Tons	775.00		150.1
	3,232.00	000100	26.0				
	3,320.87	000100	8.2	Symphony	275.00	009000	195.8
	3,321.00	000100	4.5	Wtd. Avg. Base & Total Tons	275.00		195.8
	3,349.92	000100	28.2				
	3,800.00	000100	58.5	Viognier	650.00	056600	71.6
	3,800.00	010100	53.7		900.00	016400	0.9
	3,800.00	018400	5.1		900.00	059080	9.0
	4,500.00	000100	11.6		1,000.00	000100	10.4
	5,000.00	016300	1.3		1,200.00	010400	5.6
Wtd. Avg. Base & Total Tons	2,065.17		3,642.7	Wtd. Avg. Base & Total Tons	744.31		97.5
Other Red b/	2,500.00	000100	4.7				
	3,500.00	011300	1.0				
Wtd. Avg. Base & Total Tons	2,675.44		5.7				
DISTRICT 05							
WINE GRAPES (WHITE)				WINE GRAPES (RED)			
Chardonnay *	150.00	000100	485.2	Alicante Bouschet *	800.00	000100	1.8
	150.00	046100	428.2	Wtd. Avg. Base & Total Tons	800.00		1.8
	150.00	056600	84.4				
	150.00	066800	167.2	Cabernet Franc	900.00	010400	6.3
	450.00	002100	9.6		1,875.50	061600	26.8
	450.00	056600	140.6	Wtd. Avg. Base & Total Tons	1,689.83		33.1
	500.00	048600	157.1				
	500.00	056600	292.0	Cabernet Sauvignon	500.00	000100	214.6
	600.00	010400	10.0		500.00	046100	750.8
	600.00	046100	560.5		600.00	002100	5.6
	650.00	012100	387.1				
	650.00	046100	357.7				

TABLE 8: BASE PRICE PAID TO GROWERS FOR GRAPES CRUSHED AND DELIVERED TO CALIFORNIA PROCESSORS FROM THE 2001 CROP WITH BRIX FACTORS AND PURCHASED TONNAGE, BY TYPE, VARIETY, REPORTING DISTRICT WHERE GROWN, AND WEIGHTED AVERAGE BASE PRICE.

District, Type, and Variety	Base Price Per Ton	Brix Factors	Tons
	Dollars	Code a/	

District, Type, and Variety	Base Price Per Ton	Brix Factors	Tons
	Dollars	Code a/	

DISTRICT 05 (Cont'd.)

Cabernet Sauvignon (Cont'd.)	600.00	066800	91.7
	600.00	066850	93.2
	800.00	066850	71.7
	810.00	067653	101.3
	850.00	000100	151.0
	850.00	002000	0.5
	1,000.00	000100	9.8
	1,000.00	046100	450.9
	1,200.00	000100	25.7
	1,250.00	000100	15.5
	1,250.00	059080	84.1
	1,250.00	064875	36.5
	1,262.50	000100	166.9
	1,400.00	000100	13.1
	1,400.00	064875	140.2
	1,500.00	012100	10.0
	1,500.00	059080	10.9
	1,599.60	016350	226.8
	1,625.00	000100	7.3
	1,677.92	061600	67.9
	1,895.83	002000	13.4
Wtd. Avg. Base & Total Tons	905.10		2,759.4
Carignane	250.00	046100	55.6
	505.00	000100	34.6
	707.00	000100	29.3
	850.00	000100	8.0
Wtd. Avg. Base & Total Tons	461.87		127.5
Dolcetto	2,315.25	000100	17.8
Wtd. Avg. Base & Total Tons	2,315.25		17.8
Gamay (Napa) *	650.00	041000	32.2
	775.00	040600	224.7
Wtd. Avg. Base & Total Tons	759.33		256.9
Grenache *	500.00	016400	1.3
Wtd. Avg. Base & Total Tons	500.00		1.3
Mataro *	500.00	016400	1.8
Wtd. Avg. Base & Total Tons	500.00		1.8
Merlot	400.00	067875	91.5
	500.00	046100	400.6
	800.00	066850	168.5
	800.00	067653	123.7
	900.00	000100	76.2
	1,000.00	046100	391.7
	1,188.51	061100	13.0
	1,200.00	010400	17.2
	1,262.50	000100	44.6
	1,300.00	064875	51.7
	1,342.33	061600	153.5
	1,342.44	061100	178.8
	1,500.00	012100	162.7
	1,935.60	061100	44.8
	2,007.52	000100	208.0
	2,182.40	000100	59.8
	2,200.00	000100	27.8
	2,225.00	000100	112.5
Wtd. Avg. Base & Total Tons	1,172.07		2,326.6
Petite Sirah	1,300.00	012400	2.0
	1,500.00	000100	25.3
	1,515.00	000100	37.4
Wtd. Avg. Base & Total Tons	1,502.49		64.7
Pinot Noir	606.00	000100	57.5
	616.06	056600	290.1
	650.00	012400	96.7

	950.00	000100	22.8
	1,000.00	046100	626.2
	1,200.00	010400	7.1
Wtd. Avg. Base & Total Tons	847.69		1,100.4
Primitivo	1,150.00	000100	13.7
Wtd. Avg. Base & Total Tons	1,150.00		13.7
Sangioveseto *	1,300.00	062355	4.3
	1,400.00	059080	55.0
	2,315.25	000100	63.3
Wtd. Avg. Base & Total Tons	1,869.05		122.6
Syrah *	500.00	016400	0.9
	600.00	000100	11.9
	700.00	000100	2.0
	800.00	016400	3.2
	1,000.00	016400	3.7
	1,300.00	000100	13.2
	1,300.00	012400	5.5
	1,500.00	012100	92.6
	1,500.00	016400	2.6
	1,650.00	000100	6.8
Wtd. Avg. Base & Total Tons	1,359.41		142.4
Zinfandel	550.00	027900	293.4
	600.00	027900	117.7
	700.00	000100	3.9
	1,000.00	000100	18.0
	1,100.00	016400	12.4
	1,150.00	000100	18.0
	1,364.00	000100	22.0
	1,465.00	000100	55.6
	1,500.00	016500	2.7
	2,100.00	002500	9.2
Wtd. Avg. Base & Total Tons	763.05		552.9

DISTRICT 06

TABLE GRAPES			
Black Prince *	600.00	000100	11.2
Wtd. Avg. Base & Total Tons	600.00		11.2
WINE GRAPES (WHITE)			
Arneis	1,550.00	000100	20.9
Wtd. Avg. Base & Total Tons	1,550.00		20.9
Chardonnay *	150.00	066800	41.7
	600.00	010000	0.6
	750.00	000100	8.0
	800.00	012400	14.5
	1,000.00	000100	716.3
	1,000.00	016100	1.0
	1,050.00	000100	172.9
	1,050.00	002200	714.2
	1,100.00	000100	82.7
	1,200.00	000100	1,140.9
	1,200.00	012400	3.6
	1,200.00	059080	544.4
	1,300.00	000100	459.4
	1,313.46	000100	5.0
	1,341.66	000100	228.4
	1,350.00	000100	118.9
	1,353.16	000100	170.4
	1,379.00	000100	1.9
	1,400.00	000100	0.3
	1,441.42	012100	12.7
	1,442.28	000100	64.0
	1,445.00	000100	5.0

TABLE 8: BASE PRICE PAID TO GROWERS FOR GRAPES CRUSHED AND DELIVERED TO CALIFORNIA PROCESSORS FROM THE 2001 CROP WITH BRIX FACTORS AND PURCHASED TONNAGE, BY TYPE, VARIETY, REPORTING DISTRICT WHERE GROWN, AND WEIGHTED AVERAGE BASE PRICE.

District, Type, and Variety	Base Price Per Ton	Brix Factors	Tons	District, Type, and Variety	Base Price Per Ton	Brix Factors	Tons
	Dollars	Code a/			Dollars	Code a/	
DISTRICT 06 (Cont'd.)							
Chardonnay * (Cont'd.)	1,450.00	012400	47.1	Muscat Blanc *	1,300.00	000100	3.5
	1,450.00	013500	3.4	Wtd. Avg. Base & Total Tons	1,300.00		3.5
	1,450.00	014500	13.1	Muscat Orange	1,300.00	000100	9.4
	1,450.00	016300	1.7	Wtd. Avg. Base & Total Tons	1,300.00		9.4
	1,453.00	016100	2.9	Palomino *	800.00	000100	24.0
	1,459.48	016200	22.0	Wtd. Avg. Base & Total Tons	800.00		24.0
	1,475.00	012300	22.9	Pinot Blanc	1,350.00	012600	3.9
	1,500.00	000100	18.4	Wtd. Avg. Base & Total Tons	1,350.00		3.9
	1,500.00	002100	28.6	Pinot Gris *	1,350.00	052200	48.6
	1,500.00	010100	1.0	1,450.00	000100	30.1	
	1,500.00	012100	4.7	Wtd. Avg. Base & Total Tons	1,388.25		78.7
	1,500.00	016100	8.3	Roussanne	1,300.00	000100	2.2
	1,500.00	017700	2.0	Wtd. Avg. Base & Total Tons	1,300.00		2.2
	1,515.01	049500	272.4	Sauvignon Blanc	250.00	005700	40.6
	1,598.13	059080	282.3	650.00	010000	13.4	
	1,600.00	000100	8.9	700.00	000100	67.4	
	1,600.00	010000	19.4	700.00	050700	452.1	
	1,600.00	010100	3.3	700.00	059080	268.6	
	1,619.56	014500	64.5	750.00	009400	2.0	
	1,620.00	010000	3.8	757.50	038600	122.4	
	1,626.99	014500	278.1	800.00	000100	41.8	
	1,647.03	061100	129.5	1,376.40	012100	6.6	
	1,650.00	010100	0.4	1,500.00	000100	2.9	
	1,710.00	000100	7.9	1,500.00	011900	5.8	
	1,800.00	000100	36.4	1,500.00	016100	1.4	
	1,800.00	010000	49.6	Wtd. Avg. Base & Total Tons	704.80		1,025.0
	1,800.00	010100	39.1	Sauvignon Musque	800.00	000100	17.1
	1,850.00	013700	28.8	Wtd. Avg. Base & Total Tons	800.00		17.1
	1,890.00	010100	4.7	Semillon	750.00	010800	2.0
	1,975.00	000100	32.9	822.00	000100	6.7	
	2,000.00	000100	26.5	850.00	000100	6.0	
	2,000.00	012100	11.8	880.12	012100	9.4	
	2,000.00	016300	9.5	1,375.00	016100	0.6	
	2,050.00	012600	5.0	1,500.00	009600	2.2	
	2,100.00	000100	3.6	1,500.00	011900	2.5	
	2,200.00	000100	26.1	2,000.00	000100	2.2	
	2,200.00	010100	10.0	Wtd. Avg. Base & Total Tons	1,033.40		31.6
	2,200.00	016300	5.5	Tocai Friulano	1,550.00	000100	21.5
	2,300.00	000100	10.6	Wtd. Avg. Base & Total Tons	1,550.00		21.5
	2,305.55	000100	15.5	Verdelho	1,000.00	016100	1.0
	2,400.00	016300	4.1	Wtd. Avg. Base & Total Tons	1,000.00		1.0
	2,482.77	067310	12.6	Vernaccia	1,650.00	000100	6.7
	2,500.00	002100	9.3	Wtd. Avg. Base & Total Tons	1,650.00		6.7
	2,500.00	016100	3.5	Viognier	800.00	000100	4.0
	2,546.25	010100	10.1	900.00	000100	4.1	
	2,600.00	010100	21.5	1,300.00	000100	1.1	
	2,673.50	000100	19.5	1,500.00	009600	4.0	
	2,673.50	012400	11.9	1,600.00	010100	11.6	
	2,700.00	016100	15.2	1,800.00	000100	1.2	
	2,800.00	000100	3.1	Wtd. Avg. Base & Total Tons	1,054.23		166.7
	2,900.00	000100	5.9				
	4,140.13	000100	4.1				
Wtd. Avg. Base & Total Tons	1,311.33		6,189.8				
Chenin Blanc	2,338.00	000100	2.0				
Wtd. Avg. Base & Total Tons	2,338.00		2.0				
Gewurztraminer	700.00	000100	19.4				
	1,000.00	010100	15.0				
	1,106.05	000100	327.9				
Wtd. Avg. Base & Total Tons	1,079.92		362.3				
Malvasia Bianca *	800.00	000100	5.4				
Wtd. Avg. Base & Total Tons	800.00		5.4				
Marsanne	1,300.00	013420	4.8				
	1,500.00	000100	0.8				
	1,504.48	009900	35.1				
Wtd. Avg. Base & Total Tons	1,480.28		40.7				

TABLE 8: BASE PRICE PAID TO GROWERS FOR GRAPES CRUSHED AND DELIVERED TO CALIFORNIA PROCESSORS FROM THE 2001 CROP WITH BRIX FACTORS AND PURCHASED TONNAGE, BY TYPE, VARIETY, REPORTING DISTRICT WHERE GROWN, AND WEIGHTED AVERAGE BASE PRICE.

District, Type, and Variety	Base Price Per Ton	Brix Factors	Tons	District, Type, and Variety	Base Price Per Ton	Brix Factors	Tons
	Dollars	Code a/			Dollars	Code a/	
DISTRICT 06 (Cont'd.)							
White Riesling *	800.00	015800	5.7		2,305.55	000100	17.3
					2,400.00	000100	1.4
					2,500.00	000100	2.9
					2,500.00	002100	0.9
Wtd. Avg. Base & Total Tons	800.00		5.7		2,500.00	016100	4.3
					2,600.00	000100	1.6
Other White b/	1,200.00	000100	3.5		2,600.00	012600	4.9
					2,645.00	000100	7.9
					2,700.00	016300	5.5
Wtd. Avg. Base & Total Tons	1,200.00		3.5		2,750.00	000100	4.9
					2,750.00	010000	4.4
WINE GRAPES (RED)							
					2,800.00	010100	22.3
Alicante Bouschet *	800.00	000100	11.8		2,800.00	012400	4.8
	900.00	000100	1.4		2,900.00	010100	15.0
	1,100.00	001000	3.4		2,900.00	016100	1.0
					2,900.00	016300	5.8
Wtd. Avg. Base & Total Tons	869.88		16.6		3,000.00	000100	4.7
					3,000.00	014800	10.7
Barbera	800.00	000100	27.4		3,200.00	067660	4.8
	800.00	016100	1.0		3,413.13	010100	31.7
	860.00	064900	47.8		3,413.14	000100	9.4
Wtd. Avg. Base & Total Tons	837.64		76.2	Wtd. Avg. Base & Total Tons	1,356.10		1,952.4
Cabernet Franc	565.00	016100	2.0	Carignane	150.00	000100	17.0
	800.00	000100	7.0		416.00	000100	32.6
	1,400.00	000100	2.7		496.00	005100	48.7
	1,400.00	012600	2.6		600.00	000100	23.6
	1,400.00	016100	1.5		600.00	010000	9.9
	1,400.00	016300	1.9		650.00	016400	62.6
	1,500.00	000100	5.9		800.00	000100	14.2
	1,500.00	012600	0.4		816.00	000100	60.0
	1,500.00	016100	15.6		896.00	016100	42.0
	1,518.79	061100	36.8		1,000.00	000100	84.9
	1,600.00	000100	1.0		1,049.26	000100	53.7
	1,700.00	000100	2.8		1,091.00	000100	59.8
	1,700.00	010000	3.0		1,350.00	010000	3.4
	1,800.00	016300	1.9		2,000.00	000100	1.8
	2,000.00	017700	4.4				
	2,645.00	000100	1.0	Wtd. Avg. Base & Total Tons	804.52		514.2
	2,700.00	017900	8.2				
	3,413.13	010100	4.3	Charbono	900.00	017700	1.0
	3,413.14	000100	2.2				
Wtd. Avg. Base & Total Tons	1,694.88		105.2	Wtd. Avg. Base & Total Tons	900.00		1.0
Cabernet Sauvignon	300.00	000100	64.8	Cinsaut *	800.00	000100	4.8
	700.00	000100	10.3		1,050.00	000100	1.2
	1,000.00	000100	402.6	Wtd. Avg. Base & Total Tons	850.00		6.0
	1,000.00	016100	5.0	Counoise	1,300.00	000100	16.3
	1,050.00	000100	33.8				
	1,050.00	002200	400.2	Wtd. Avg. Base & Total Tons	1,300.00		16.3
	1,110.00	064900	41.4	Dolcetto	2,000.00	000100	7.4
	1,200.00	000100	1.5				
	1,200.00	017700	5.2	Wtd. Avg. Base & Total Tons	2,000.00		7.4
	1,300.00	000100	198.1	Freisa	1,550.00	000100	2.7
	1,319.13	000100	9.7				
	1,350.00	000100	64.0	Wtd. Avg. Base & Total Tons	1,550.00		2.7
	1,357.02	000100	45.5	Grand Noir	1,300.00	010000	2.6
	1,400.00	000100	6.0				
	1,400.00	010200	2.2	Wtd. Avg. Base & Total Tons	1,300.00		2.6
	1,400.00	012600	1.9	Grenache *	800.00	000100	110.6
	1,500.00	000100	225.8		1,200.00	010000	0.5
	1,500.00	002100	86.6		1,300.00	000100	16.8
	1,500.00	010100	1.5		1,350.00	010100	4.0
	1,500.00	016100	20.3		1,716.00	017400	62.5
	1,579.00	017540	13.9	Wtd. Avg. Base & Total Tons	1,150.05		194.4
	1,600.00	000100	24.7	Malbec	1,700.00	016100	1.2
	1,600.00	012600	3.4		1,800.00	010100	3.0
	1,650.00	014800	18.0		1,800.00	014500	3.8
	1,700.00	016100	19.8				
	1,800.00	000100	5.0	Wtd. Avg. Base & Total Tons	1,785.00		8.0
	1,865.30	000100	20.2				
	2,000.00	000100	22.1				
	2,000.00	012600	22.0				
	2,000.00	017700	1.8				
	2,050.00	000100	3.7				
	2,050.00	016100	2.1				
	2,100.00	012600	3.1				

TABLE 8: BASE PRICE PAID TO GROWERS FOR GRAPES CRUSHED AND DELIVERED TO CALIFORNIA PROCESSORS FROM THE 2001 CROP WITH BRIX FACTORS AND PURCHASED TONNAGE, BY TYPE, VARIETY, REPORTING DISTRICT WHERE GROWN, AND WEIGHTED AVERAGE BASE PRICE.

District, Type, and Variety	Base Price Per Ton	Brix Factors	Tons	District, Type, and Variety	Base Price Per Ton	Brix Factors	Tons
	Dollars	Code a/			Dollars	Code a/	
DISTRICT 06 (Cont'd.)					3,413.14	000100	0.9
Mataro *	150.00	000100	1.4	Wtd. Avg. Base & Total Tons	1,214.99		3,913.9
	175.00	005700	3.6	Muscat Hamburg *	1,000.00	000100	21.1
	400.00	016400	6.3	Wtd. Avg. Base & Total Tons	1,000.00		21.1
	800.00	000100	76.2	Nebbiolo	1,650.00	000100	13.2
	800.00	016400	6.5		2,000.00	000100	3.2
	816.00	000100	12.1		2,100.00	000100	0.8
	1,000.00	000100	59.7	Wtd. Avg. Base & Total Tons	1,736.05		17.2
	1,050.00	000100	15.2	Petit Verdot	1,200.00	010100	1.5
	1,200.00	000100	13.3		2,000.00	000100	2.7
	1,200.00	012600	5.9		2,000.00	010100	1.5
	1,250.00	000100	5.7	Wtd. Avg. Base & Total Tons	1,789.47		5.7
	1,300.00	017200	4.0	Petite Sirah	800.00	000100	7.2
	1,350.00	000100	4.7		1,000.00	000100	55.4
	1,400.00	017535	10.6		1,100.00	000100	11.5
	1,500.00	017900	7.0		1,200.00	016300	0.6
	1,516.00	000100	60.2		1,200.00	017535	1.0
	1,696.00	017200	64.7		1,300.00	000100	43.3
	1,750.00	016100	36.7		1,300.00	010200	1.5
	1,900.00	000100	24.7		1,400.00	010100	4.5
	2,100.00	002100	18.5		1,500.00	012600	1.1
	2,600.00	000100	12.3		1,500.00	016400	4.1
	3,576.52	000100	143.9		1,600.00	016400	26.5
Wtd. Avg. Base & Total Tons	1,887.63		593.2	Wtd. Avg. Base & Total Tons	1,215.51		156.7
Merlot	1,000.00	000100	927.3	Pfeffer Cabernet	1,200.00	016100	3.8
	1,000.00	002100	1.0	Wtd. Avg. Base & Total Tons	1,200.00		3.8
	1,010.00	059400	349.2	Pinot Noir	200.00	005700	8.1
	1,050.00	000100	10.7		1,000.00	000100	5.0
	1,050.00	002200	927.3		1,150.00	012600	2.0
	1,111.00	059400	63.8		1,456.00	012400	45.8
	1,130.00	016100	41.0		1,500.00	000100	29.0
	1,200.00	014100	47.9		1,700.00	016100	3.5
	1,231.52	000100	63.0		1,750.00	000100	3.1
	1,250.00	000100	278.8		1,778.10	059080	30.0
	1,296.33	012300	178.9		1,800.00	000100	3.0
	1,300.00	000100	84.5		1,800.00	012600	2.0
	1,317.07	000100	66.0		1,838.00	012400	15.0
	1,355.00	000100	5.2		1,850.00	015800	7.7
	1,400.00	000100	1.3		1,900.00	000100	8.4
	1,450.00	010000	4.4		1,900.00	010000	6.3
	1,484.66	061100	71.2		1,933.29	014500	24.4
	1,500.00	000100	100.7		1,950.00	000100	5.0
	1,500.00	010000	2.6		2,000.00	010000	2.7
	1,500.00	010100	5.8		2,100.00	000100	16.9
	1,500.00	012600	4.1		2,100.00	010000	4.0
	1,500.00	014100	58.4		2,200.00	000100	7.7
	1,500.00	016100	12.4		2,200.00	016100	7.8
	1,529.68	059080	94.9		2,400.00	000100	8.0
	1,583.03	064900	84.3		2,500.00	000100	0.9
	1,600.00	000100	15.5		2,500.00	010000	3.8
	1,600.00	016100	2.5		2,500.00	016100	13.3
	1,625.15	061100	202.2		2,500.00	016300	5.3
	1,700.00	000100	10.1		2,600.00	000100	4.4
	1,700.00	010100	14.0		2,700.00	010000	3.1
	1,700.00	014100	29.3		2,700.00	012400	2.5
	1,700.00	016100	8.2		2,700.00	012600	26.2
	1,800.00	000100	23.2		2,800.00	016100	0.9
	1,800.00	016300	2.8		2,900.00	000100	2.0
	1,800.00	017900	8.8		2,900.00	012600	1.0
	1,800.00	041400	14.3		3,000.00	000100	27.6
	2,000.00	000100	1.2		3,000.00	012600	7.0
	2,000.00	017700	5.1	Wtd. Avg. Base & Total Tons	2,016.91		343.6
	2,100.00	012600	3.6				
	2,100.00	016400	3.1				
	2,200.00	000100	38.4				
	2,200.00	010100	8.8				
	2,200.00	016300	0.8				
	2,400.00	012600	3.0				
	2,400.00	016100	10.1				
	2,500.00	016100	1.2				
	2,700.00	016300	5.9				
	2,800.00	012600	3.9				
	3,000.00	016300	4.4				
	3,000.00	017900	7.0				
	3,413.13	010100	0.9				

TABLE 8: BASE PRICE PAID TO GROWERS FOR GRAPES CRUSHED AND DELIVERED TO CALIFORNIA PROCESSORS FROM THE 2001 CROP WITH BRIX FACTORS AND PURCHASED TONNAGE, BY TYPE, VARIETY, REPORTING DISTRICT WHERE GROWN, AND WEIGHTED AVERAGE BASE PRICE.

District, Type, and Variety	Base Price Per Ton	Brix Factors	Tons
	Dollars	Code a/	

District, Type, and Variety	Base Price Per Ton	Brix Factors	Tons
	Dollars	Code a/	

DISTRICT 06 (Cont'd.)

Refosco *	2,000.00	000100	4.1
Wtd. Avg. Base & Total Tons	2,000.00		4.1
Sangiovetto *	1,000.00	000100	18.8
	1,200.00	015800	25.5
	1,200.00	016100	5.5
	1,500.00	000100	5.0
	1,500.00	010000	2.3
	1,800.00	016300	4.0
Wtd. Avg. Base & Total Tons	1,213.58		61.1
Souzao	1,300.00	018200	4.4
Wtd. Avg. Base & Total Tons	1,300.00		4.4
Syrah *	600.00	000100	35.4
	600.00	061600	45.6
	800.00	000100	25.5
	1,000.00	000100	29.7
	1,000.00	016400	1.5
	1,200.00	017700	6.0
	1,210.00	064900	24.2
	1,300.00	000100	82.1
	1,307.00	017200	26.1
	1,350.00	000100	24.2
	1,358.30	000100	11.1
	1,500.00	000100	1.0
	1,500.00	002100	49.3
	1,500.00	010000	3.3
	1,500.00	012600	11.0
	1,500.00	016100	3.9
	1,500.00	016300	1.8
	1,650.00	002600	18.0
	1,700.00	012600	1.9
	2,000.00	010000	3.2
	2,000.00	012600	4.4
	2,200.00	000100	1.5
	2,200.00	010000	2.4
	2,200.00	012600	6.3
	2,821.50	002300	1.3
	3,000.00	000100	6.3
Wtd. Avg. Base & Total Tons	1,226.84		427.0
Tempranillo *	860.00	064900	2.2
	1,500.00	000100	8.4
Wtd. Avg. Base & Total Tons	1,367.17		10.6
Teroldego	1,000.00	016100	0.8
	1,850.00	059400	5.0
	1,900.00	000100	28.5
Wtd. Avg. Base & Total Tons	1,871.72		34.3
Touriga Nacional *	1,000.00	016100	0.6
Wtd. Avg. Base & Total Tons	1,000.00		0.6
Zinfandel	450.00	000100	10.2
	500.00	000100	79.8
	700.00	019920	7.0
	750.00	012400	17.5
	800.00	000100	370.9
	900.00	016400	10.4
	1,000.00	000100	72.1
	1,000.00	016100	2.0
	1,000.00	016400	67.5
	1,000.00	018200	3.1
	1,100.00	016400	33.5
	1,120.05	012800	83.4
	1,130.00	016100	8.0
	1,130.00	017700	3.2
	1,150.00	000100	21.9
	1,196.00	000100	24.1

	1,200.00	000100	13.0
	1,200.00	012600	1.7
	1,200.00	016300	6.6
	1,200.00	017535	9.4
	1,300.00	016400	54.0
	1,400.00	018200	24.9
	1,400.00	068720	10.8
	1,450.00	000100	14.4
	1,450.00	016400	9.9
	1,496.00	017200	83.3
	1,500.00	000100	18.2
	1,500.00	010000	2.5
	1,500.00	017900	17.0
	1,525.00	017900	4.3
	1,800.00	000100	3.0
	1,800.00	010000	1.4
	1,800.00	016400	25.9
	1,850.00	000100	5.2
	1,900.00	000100	11.7
	2,000.00	000100	14.6
	2,000.00	001000	17.0
	2,000.00	017700	3.0
	2,100.00	016500	10.0
	2,141.00	000100	57.0
	2,500.00	000100	15.7
	2,500.00	010000	8.1
	3,576.52	000100	44.6
Wtd. Avg. Base & Total Tons	1,235.09		1,301.8
Other Red b/	500.00	000100	4.2
Wtd. Avg. Base & Total Tons	500.00		4.2

DISTRICT 07

WINE GRAPES (WHITE)			
Arneis	1,478.78	059080	14.9
	2,076.53	010100	6.8
Wtd. Avg. Base & Total Tons	1,666.09		21.7
Chardonnay *	50.00	000100	208.7
	75.00	000100	610.1
	100.00	000100	1.1
	150.00	002300	605.1
	300.00	056600	1,082.2
	350.00	056600	901.6
	400.00	056600	1,278.0
	550.00	014800	118.8
	600.00	014500	418.0
	600.00	016100	67.0
	600.00	056600	3,492.2
	700.00	017900	11.6
	722.78	010000	89.4
	752.27	012400	150.0
	800.00	000100	2,557.6
	800.00	056025	953.6
	808.50	000100	278.9
	825.00	012100	2,027.9
	850.00	000100	201.5
	850.00	012100	380.8
	900.00	000100	100.2
	900.00	056025	383.5
	900.00	066400	149.1
	948.70	002000	263.5
	974.86	016100	280.1
	988.38	012100	1,672.9
	1,000.00	000100	1,154.8
	1,000.00	002000	720.2
	1,000.00	049500	1,448.8
	1,077.05	012100	265.6
	1,100.00	009900	441.0
	1,100.00	059400	253.6
	1,148.54	002000	957.4
	1,150.00	012100	198.5
	1,150.00	059080	276.0
	1,150.00	061600	622.8

TABLE 8: BASE PRICE PAID TO GROWERS FOR GRAPES CRUSHED AND DELIVERED TO CALIFORNIA PROCESSORS FROM THE 2001 CROP WITH BRIX FACTORS AND PURCHASED TONNAGE, BY TYPE, VARIETY, REPORTING DISTRICT WHERE GROWN, AND WEIGHTED AVERAGE BASE PRICE.

District, Type, and Variety	Base Price Per Ton	Brix Factors	Tons
	Dollars	Code a/	

District, Type, and Variety	Base Price Per Ton	Brix Factors	Tons
	Dollars	Code a/	

DISTRICT 07 (Cont'd.)

Chardonnay * (Cont'd.)	1,166.19	008550	105.8
	1,170.00	000100	112.1
	1,170.00	059080	894.8
	1,172.59	002000	780.3
	1,200.00	000100	2,570.6
	1,200.00	012100	242.4
	1,200.00	016100	6.6
	1,200.00	049500	121.2
	1,250.00	000100	112.5
	1,250.00	010000	248.7
	1,250.00	016100	19.1
	1,250.00	059400	87.4
	1,291.59	000100	51.1
	1,300.00	000100	1,065.2
	1,300.00	045400	1,538.3
	1,300.00	049500	2,006.0
	1,300.00	053300	395.6
	1,340.14	000100	1,529.5
	1,340.14	014100	508.8
	1,340.80	012300	666.9
	1,340.80	046100	96.6
	1,340.80	046400	1,339.2
	1,340.80	063980	525.1
	1,341.66	000100	1,022.1
	1,341.66	010000	141.3
	1,350.00	012400	18.5
	1,350.00	016100	27.2
	1,350.00	059080	138.1
	1,365.00	045400	503.9
	1,375.00	000100	793.0
	1,400.00	012400	18.3
	1,408.78	000100	1,470.0
	1,408.78	037120	397.1
	1,417.38	000100	490.7
	1,417.38	049500	2,959.8
	1,417.38	059400	470.6
	1,420.00	012400	84.9
	1,425.00	060100	418.0
	1,434.70	009800	1,116.2
	1,450.00	000100	163.0
	1,468.16	000100	90.9
	1,474.85	046100	107.5
	1,474.88	046100	13.8
	1,500.00	000100	249.7
	1,500.00	005300	22.3
	1,500.00	012400	1.9
	1,500.00	012600	2.1
	1,500.00	016300	127.0
	1,500.00	049500	366.7
	1,500.00	056025	70.2
	1,525.00	000100	123.1
	1,525.00	059080	242.5
	1,591.00	000100	84.2
	1,591.66	000100	83.0
	1,591.66	016100	51.0
	1,598.13	059080	795.2
	1,600.00	012400	2.8
	1,600.00	015000	117.6
	1,600.00	016100	20.5
	1,612.23	051400	105.1
	1,620.26	000100	2,900.4
	1,620.26	002100	752.4
	1,620.26	013500	15.6
	1,620.26	060100	108.0
	1,630.58	051400	38.9
	1,630.58	056025	87.8
	1,631.00	001900	21.5
	1,633.00	049500	77.1
	1,650.00	000100	5.0
	1,650.00	011900	9.0
	1,650.00	012400	48.3
	1,650.00	016100	19.1
	1,700.00	010100	64.6
	1,700.00	012400	26.0
	1,725.00	008550	250.0
	1,750.00	014800	500.0
	1,750.00	016300	10.2

	1,800.00	000100	23.2
	2,000.00	016100	17.5
	2,000.00	017100	55.6
	2,014.36	010100	101.9
	2,200.00	008550	16.9
	2,396.00	000100	29.6
	2,500.00	000100	3.3
	2,750.00	000100	9.0
	2,800.00	000100	9.2
Wtd. Avg. Base & Total Tons	1,124.28		57,755.8
Chenin Blanc	75.00	000100	2,453.3
	225.00	037120	132.2
	450.00	012100	5.8
	500.00	016100	3.0
	800.00	012100	14.0
	850.00	000100	100.9
	900.00	008400	2.1
Wtd. Avg. Base & Total Tons	116.81		2,711.3
French Colombard	75.00	000100	194.2
	275.00	000100	770.9
Wtd. Avg. Base & Total Tons	234.76		965.1
Gewurztraminer	700.00	000100	9.5
	825.00	000100	154.4
	864.33	009500	129.9
	881.97	026250	300.6
	900.00	000100	331.3
	900.00	009900	21.1
	943.03	000100	418.5
	1,000.00	000100	335.0
	1,000.00	012100	26.7
	1,000.00	019950	2.0
	1,000.00	019975	5.1
	1,050.00	016300	60.3
	1,100.00	016100	4.5
	1,150.00	002400	49.2
	1,200.00	000100	6.0
	6,750.00	013700	10.0
Wtd. Avg. Base & Total Tons	961.10		1,864.1
Malvasia Bianca *	561.45	009800	67.3
	1,000.00	010100	49.3
	1,016.00	009800	143.1
	1,250.00	000100	12.2
Wtd. Avg. Base & Total Tons	911.09		271.9
Marsanne	850.00	000100	17.1
	950.00	016100	5.2
	1,000.00	043500	18.3
	1,300.00	010100	4.2
	1,450.00	002200	10.3
	1,500.00	000100	3.9
	1,529.85	010000	70.0
	2,750.03	010000	2.5
Wtd. Avg. Base & Total Tons	1,353.49		131.5
Muscat Blanc *	850.00	037400	21.5
	976.00	009600	59.3
Wtd. Avg. Base & Total Tons	942.47		80.8
Muscat Orange	1,000.00	000100	1.1
	1,000.00	013700	10.0
	1,200.00	000100	5.6
	1,350.00	010100	0.7
	1,576.86	008000	42.4
Wtd. Avg. Base & Total Tons	1,431.84		59.8

TABLE 8: BASE PRICE PAID TO GROWERS FOR GRAPES CRUSHED AND DELIVERED TO CALIFORNIA PROCESSORS FROM THE 2001 CROP WITH BRIX FACTORS AND PURCHASED TONNAGE, BY TYPE, VARIETY, REPORTING DISTRICT WHERE GROWN, AND WEIGHTED AVERAGE BASE PRICE.

District, Type, and Variety	Base Price Per Ton	Brix Factors	Tons
	Dollars	Code a/	

District, Type, and Variety	Base Price Per Ton	Brix Factors	Tons
	Dollars	Code a/	

DISTRICT 07 (Cont'd.)

Pinot Blanc	75.00	000100	287.8
	150.00	002300	89.9
	800.00	000100	201.0
	1,050.00	010100	53.5
	1,200.00	015800	7.0
	1,225.00	010100	46.1
	1,250.00	000100	10.1
	1,261.38	000100	9.3
	1,500.00	016100	10.3
	Wtd. Avg. Base & Total Tons	498.91	
Pinot Gris *	794.02	012100	54.1
	1,100.00	049500	75.2
	1,126.19	049500	145.1
	1,200.00	049500	62.4
	1,224.62	010100	38.8
	1,284.00	000100	23.5
	1,300.00	000100	32.3
	1,318.18	000100	144.1
	1,347.69	049500	257.8
	1,365.00	059400	19.6
	1,400.00	000100	17.1
	1,400.00	059400	25.0
	1,450.00	000100	10.6
	1,450.00	010100	22.7
	1,468.41	012100	53.8
1,515.09	010000	68.7	
2,000.00	017100	3.5	
Wtd. Avg. Base & Total Tons	1,275.82		1,054.3
Roussanne	1,663.93	010000	15.4
Wtd. Avg. Base & Total Tons	1,663.93		15.4
Sauvignon Blanc	75.00	000100	185.7
	450.00	046250	394.2
	500.00	046100	596.2
	700.00	000100	6.7
	801.90	012100	35.7
	825.00	000100	417.0
	825.00	012100	24.3
	838.00	062500	261.6
	850.00	000100	15.0
	899.00	012100	48.9
	900.00	015000	1.5
	911.25	009600	98.6
	950.00	000100	105.5
	985.03	000100	454.2
	993.53	009800	230.5
	1,000.00	000100	103.4
	1,000.00	012100	138.3
	1,050.00	046100	174.2
	1,100.00	008400	70.9
	1,100.00	059400	153.0
	1,150.00	000100	170.6
	1,171.21	001000	156.3
	1,176.36	000100	213.7
	1,200.00	000100	16.9
	1,217.65	008550	41.8
1,250.00	008550	81.5	
1,275.00	008550	50.2	
1,283.86	010000	101.2	
1,299.11	046100	78.4	
1,350.00	000100	1.0	
1,350.00	010100	12.9	
1,600.00	000100	66.3	
1,600.00	010100	5.2	
Wtd. Avg. Base & Total Tons	872.04		4,511.4
Semillon	700.00	000100	3.7
	1,283.86	010000	26.6
Wtd. Avg. Base & Total Tons	1,212.56		30.3

Tocai Friulano	1,400.00	000100	2.9
	1,500.00	012600	2.3
	1,501.10	059080	12.0
Wtd. Avg. Base & Total Tons	1,483.91		17.2
Viognier	75.00	000100	137.3
	1,000.00	000100	30.6
	1,250.00	000100	26.9
	1,568.49	000100	52.3
	1,727.05	010000	70.0
	1,750.00	000100	7.7
	1,750.00	010100	43.3
	1,800.00	017300	8.8
	2,006.32	010100	11.1
	2,383.22	009800	10.5
Wtd. Avg. Base & Total Tons	1,078.62		398.5
White Riesling *	700.00	000100	8.3
	716.00	009600	65.3
	800.00	000100	413.8
	800.00	039360	433.8
	825.00	000100	293.0
	830.39	029500	577.7
	836.55	026250	471.5
	850.00	000100	111.6
	850.00	006400	194.9
	850.00	049500	298.8
	850.39	029500	458.1
	875.00	037400	172.7
	886.42	000100	29.4
	900.00	000100	160.7
	900.00	009800	159.8
	900.00	012100	322.3
	909.32	009100	266.8
	922.00	000100	12.7
	922.00	009600	17.3
	925.00	010000	8.2
950.00	000100	107.7	
950.00	037400	271.4	
1,000.00	000100	101.5	
1,000.00	008200	30.0	
1,000.00	011900	30.0	
1,015.00	013700	13.3	
1,031.93	009800	6.3	
1,111.00	000100	6.4	
2,610.48	000100	12.7	
Wtd. Avg. Base & Total Tons	863.54		5,056.0
Other White b/	736.54	000100	741.5
	1,300.00	000100	0.7
	4,932.04	010000	0.5
Wtd. Avg. Base & Total Tons	739.90		742.7
WINE GRAPES (RED)			
Barbera	1,487.94	010000	58.3
	1,694.32	016100	29.4
	1,696.00	016100	11.8
	2,076.53	010100	21.0
	Wtd. Avg. Base & Total Tons	1,661.24	
Cabernet Franc	1,000.00	016100	98.7
	1,100.00	064900	25.6
	1,200.00	064900	23.4
	1,287.72	000100	147.9
	1,287.72	064875	49.5
	1,300.00	000100	151.0
	1,325.88	000100	121.0
	1,600.00	010100	24.9
	2,000.00	000100	10.1
	2,050.00	016100	2.1
2,200.00	000100	1.8	
Wtd. Avg. Base & Total Tons	1,271.60		656.0

TABLE 8: BASE PRICE PAID TO GROWERS FOR GRAPES CRUSHED AND DELIVERED TO CALIFORNIA PROCESSORS FROM THE 2001 CROP WITH BRIX FACTORS AND PURCHASED TONNAGE, BY TYPE, VARIETY, REPORTING DISTRICT WHERE GROWN, AND WEIGHTED AVERAGE BASE PRICE.

District, Type, and Variety	Base Price Per Ton	Brix Factors	Tons	District, Type, and Variety	Base Price Per Ton	Brix Factors	Tons
	Dollars	Code a/			Dollars	Code a/	
DISTRICT 07 (Cont'd.)							
Cabernet Sauvignon	75.00	000100	772.7	Carmine	500.00	012400	20.0
	166.66	046100	25.2	Wtd. Avg. Base & Total Tons	500.00		20.0
	400.00	012600	4.2	Charbono	855.16	000100	23.7
	500.00	000100	10.3	Wtd. Avg. Base & Total Tons	855.16		23.7
	550.00	057600	298.8	Cinsaut *	1,089.39	009800	24.2
	800.00	000100	342.2	Wtd. Avg. Base & Total Tons	1,089.39		24.2
	800.00	012100	113.8	Dolcetto	1,000.00	000100	19.3
	825.00	012100	71.1		1,139.79	000100	51.2
	850.00	049100	318.1		2,000.00	017100	39.4
	850.00	067653	44.2	Wtd. Avg. Base & Total Tons	1,423.63		109.9
	928.78	016100	52.7	Freisa	1,665.81	010000	35.4
	950.00	002000	13.1	Wtd. Avg. Base & Total Tons	1,665.81		35.4
	1,000.00	000100	424.8	Gamay (Napa) *	800.00	000100	230.4
	1,000.00	016100	124.6		886.76	000100	127.0
	1,048.48	012300	793.8	Wtd. Avg. Base & Total Tons	830.83		357.4
	1,050.00	000100	82.6	Grenache *	75.00	000100	165.7
	1,075.00	000100	3.7		400.00	016300	2.0
	1,100.00	000100	624.9		500.00	014500	428.8
	1,100.00	009800	98.0		1,306.32	016100	43.7
	1,100.00	012100	96.5		1,562.05	016100	7.9
	1,100.00	012400	336.5		2,000.00	000100	4.7
	1,100.00	016400	4.6		2,016.00	000100	37.3
	1,100.00	054900	629.9	Wtd. Avg. Base & Total Tons	553.04		690.1
	1,100.00	059400	284.0	Lagrein	1,400.00	016100	4.7
	1,100.00	064900	33.4	Wtd. Avg. Base & Total Tons	1,400.00		4.7
	1,150.00	064900	153.6	Malbec	1,150.00	064900	43.1
	1,172.23	000100	129.7		1,200.00	016400	1.1
	1,200.00	000100	168.2		1,250.42	000100	70.4
	1,200.00	010000	114.6		1,500.00	000100	38.5
	1,200.00	016100	75.5	Wtd. Avg. Base & Total Tons	1,284.55		153.1
	1,200.00	017700	19.4	Mataro *	700.00	009800	9.8
	1,200.00	049100	120.4		1,000.00	000100	3.1
	1,200.00	057600	445.7		1,200.00	000100	1.7
	1,200.00	064900	153.5		1,300.00	000100	1.6
	1,250.00	000100	92.0	Wtd. Avg. Base & Total Tons	1,345.75		35.3
	1,250.00	010000	95.4	Merlot	500.00	000100	31.1
	1,250.00	061600	634.9		784.25	016100	210.9
	1,250.00	064900	123.8		800.00	000100	341.7
	1,272.00	049500	130.1		825.00	000100	439.0
	1,272.00	059400	215.7		850.00	000100	867.5
	1,300.00	000100	220.9		979.78	000100	377.3
	1,300.00	061100	404.3		1,000.00	000100	111.0
	1,300.00	064900	582.7		1,000.00	016300	24.5
	1,307.00	000100	9.5		1,048.29	012100	44.9
	1,307.47	064875	59.5		1,074.00	000100	663.2
	1,315.55	012100	879.6		1,075.00	059400	101.4
	1,318.88	000100	704.3		1,089.29	000100	347.8
	1,323.62	000100	103.3		1,089.29	049500	284.0
	1,329.00	056025	195.6		1,089.29	049600	363.6
	1,330.03	064900	1,028.3		1,100.00	000100	87.8
	1,350.00	000100	23.3		1,100.00	010100	7.2
	1,350.00	012100	327.4		1,100.00	016100	35.4
	1,350.68	012300	296.5		1,100.00	059400	617.6
	1,357.02	000100	227.5		1,100.00	064900	1,128.9
	1,357.02	012300	502.6		1,100.00	067653	120.0
	1,400.00	000100	8.0		1,150.00	000100	863.3
	1,400.00	059080	243.2		1,150.00	064900	435.1
	1,450.00	000100	61.4	Wtd. Avg. Base & Total Tons	1,254.28		17,276.3
	1,495.10	012400	583.1	Cargnane	700.00	016300	10.8
	1,500.00	000100	160.1	Wtd. Avg. Base & Total Tons	700.00		10.8
	1,500.00	002000	22.9				
	1,500.00	016100	48.8				
	1,500.00	064900	557.0				
	1,600.00	000100	47.4				
	1,600.00	017700	15.2				
	2,000.00	017100	122.4				
	2,132.52	000100	614.7				
	2,132.52	002100	867.9				
	2,300.00	002000	70.4				
	3,500.00	000100	4.1				
	3,670.73	000100	8.2				

TABLE 8: BASE PRICE PAID TO GROWERS FOR GRAPES CRUSHED AND DELIVERED TO CALIFORNIA PROCESSORS FROM THE 2001 CROP WITH BRIX FACTORS AND PURCHASED TONNAGE, BY TYPE, VARIETY, REPORTING DISTRICT WHERE GROWN, AND WEIGHTED AVERAGE BASE PRICE.

District, Type, and Variety	Base Price Per Ton	Brix Factors	Tons	District, Type, and Variety	Base Price Per Ton	Brix Factors	Tons
	Dollars	Code a/			Dollars	Code a/	
DISTRICT 07 (Cont'd.)					1,200.00	064900	108.1
Merlot (Cont'd.)	1,200.00	016100	39.1		1,280.00	000100	257.2
	1,200.00	056025	67.4		1,280.00	064900	116.5
	1,200.00	063885	289.4		1,298.70	000100	7.7
	1,200.00	066850	44.7		1,300.00	000100	68.6
	1,202.64	046100	453.2		1,300.00	053400	615.1
	1,250.00	010000	163.6		1,300.00	068455	67.4
	1,250.00	061600	13.7		1,350.00	000100	14.9
	1,300.00	000100	631.6		1,400.00	000100	324.8
	1,300.00	016100	14.4		1,433.99	000100	180.4
	1,313.26	064900	922.1		1,450.00	064900	700.8
	1,315.82	000100	886.5		1,500.00	010100	88.9
	1,315.89	000100	670.6		1,500.00	012100	185.8
	1,317.00	000100	418.8		1,500.00	012400	179.4
	1,317.07	000100	682.4		1,500.00	012600	9.0
	1,317.07	017400	107.4		1,500.00	016100	10.6
	1,355.00	056025	266.6		1,500.00	064900	45.6
	1,358.54	064900	67.4		1,540.72	046100	138.7
	1,375.00	000100	45.9		1,587.07	016100	10.7
	1,400.00	000100	176.1		1,589.55	000100	767.9
	1,400.00	064900	531.8		1,589.55	005100	514.3
	1,450.00	000100	169.4		1,589.55	010100	24.5
	1,500.00	000100	255.3		1,589.55	016100	19.4
	1,500.00	016100	1.1		1,590.00	000100	28.5
	1,500.00	064900	51.6		1,590.00	065870	24.8
	1,529.68	000100	87.5		1,600.00	015000	332.3
	1,550.00	000100	1,625.0		1,600.00	064900	312.2
	1,550.00	002100	1,286.6		1,625.00	062500	8.3
	1,558.53	014100	129.9		1,700.00	012400	20.6
	1,577.25	046100	267.3		1,700.00	064900	720.3
	2,000.00	000100	8.8		1,715.97	000100	4.9
2,000.00	017100	313.8		1,715.97	032225	311.7	
2,030.00	000100	5.5		1,778.10	059080	69.5	
				1,800.00	000100	52.0	
				1,800.00	012400	2.1	
				1,800.00	017300	6.2	
Wtd. Avg. Base & Total Tons	1,253.72		18,482.4	1,800.00	017400	30.0	
				1,800.00	064900	178.1	
Nebbiolo	4,215.18	010000	7.3	1,825.00	000100	318.2	
				1,825.00	012400	143.4	
Wtd. Avg. Base & Total Tons	4,215.18		7.3	1,827.98	054500	154.4	
				1,828.00	016400	18.5	
Negrette *	2,142.58	010100	22.7	1,889.95	053400	132.2	
				1,900.00	000100	102.8	
Wtd. Avg. Base & Total Tons	2,142.58		22.7	1,925.00	010300	4.0	
				1,933.29	000100	25.3	
Petit Verdot	1,250.42	000100	6.4	1,950.00	000100	4.4	
	1,300.00	016100	0.3	2,000.00	000100	122.2	
	1,500.00	010000	8.9	2,000.00	008550	4.0	
	1,600.00	000100	5.1	2,000.00	010100	8.5	
				2,000.00	016100	109.0	
Wtd. Avg. Base & Total Tons	1,444.57		20.7	2,000.00	017100	35.6	
				2,000.00	017400	4.0	
Petite Sirah	75.00	000100	222.6	2,000.00	018300	2.1	
	1,000.00	012400	8.1	2,000.00	019933	4.0	
	1,000.00	016100	37.1	2,050.00	008550	5.3	
	1,200.00	010100	2.3	2,100.00	016400	12.8	
	1,200.00	016100	41.7	2,100.00	017900	9.9	
	1,250.00	012400	20.9	2,200.00	011620	20.6	
	1,315.00	015000	5.9	2,200.00	017900	1.9	
	1,327.00	000100	69.8	2,300.00	000100	10.0	
				2,300.00	016400	23.5	
Wtd. Avg. Base & Total Tons	590.61		408.4	2,500.00	010100	102.6	
				2,500.00	012400	59.4	
Pfeffer Cabernet	1,200.00	012400	2.4	2,500.00	016100	17.3	
	2,000.00	017100	11.8	2,600.00	012400	3.1	
				2,725.00	012400	3.4	
Wtd. Avg. Base & Total Tons	1,864.79		14.2	3,000.00	000100	34.2	
				3,000.00	016400	20.3	
Pinot Noir	75.00	000100	463.9	3,000.00	016500	9.8	
	825.00	000100	13.5	3,200.00	000100	4.3	
	850.00	000100	295.9	3,200.00	016100	19.0	
	950.00	000100	144.9	3,500.00	000100	4.9	
	1,000.00	000100	217.4	3,500.00	017700	7.3	
	1,000.00	056025	1,111.9	4,000.00	000100	54.1	
	1,075.00	000100	39.4	4,000.00	008550	1.9	
	1,100.00	016100	2.6	4,000.00	010100	6.0	
	1,200.00	016100	66.2	4,000.00	016100	16.1	
	1,200.00	061600	212.4	4,000.00	016400	4.2	

TABLE 8: BASE PRICE PAID TO GROWERS FOR GRAPES CRUSHED AND DELIVERED TO CALIFORNIA PROCESSORS FROM THE 2001 CROP WITH BRIX FACTORS AND PURCHASED TONNAGE, BY TYPE, VARIETY, REPORTING DISTRICT WHERE GROWN, AND WEIGHTED AVERAGE BASE PRICE.

District, Type, and Variety	Base Price Per Ton	Brix Factors	Tons	District, Type, and Variety	Base Price Per Ton	Brix Factors	Tons	
	Dollars	Code a/			Dollars	Code a/		
DISTRICT 07 (Cont'd.)					1,382.30	042350	52.0	
Pinot Noir (Cont'd.)	4,000.00	017900	7.6		1,400.00	000100	28.9	
	4,000.00	019150	15.2		1,400.00	061600	27.4	
	4,169.00	017070	13.8		1,408.30	064900	35.5	
	4,477.00	016500	5.3		1,436.15	014100	29.4	
	4,500.00	000100	18.8		1,470.80	000100	119.2	
	4,500.00	017900	2.9		1,500.00	010100	94.7	
	4,661.00	015235	6.3		1,500.00	016400	1.1	
	4,893.44	000100	6.1		1,525.00	064740	33.8	
	4,947.00	000100	9.8		1,562.05	016100	20.3	
	4,973.56	002100	7.2		1,600.00	000100	1.2	
	5,042.39	000100	6.8		1,600.00	017200	10.2	
	5,176.06	000100	7.1		1,750.00	000100	10.6	
	5,425.00	000100	2.0		1,800.00	000100	2.4	
	5,555.00	016400	2.7		1,800.00	012100	2.4	
					1,800.00	016300	48.1	
				1,800.00	016400	9.6		
Wtd. Avg. Base & Total Tons	1,488.03		10,882.0	1,844.56	002000	66.3		
				1,900.00	016300	9.4		
Primitivo	1,200.00	000100	1.4	2,000.00	000100	7.7		
	1,500.00	016700	4.2	2,000.00	017100	46.4		
				2,300.00	000100	2.6		
Wtd. Avg. Base & Total Tons	1,425.00		5.6	3,000.00	000100	8.2		
				3,800.00	000100	15.8		
Refosco *	1,771.83	000100	56.6	3,800.00	016300	6.0		
				6,643.60	002300	3.9		
Wtd. Avg. Base & Total Tons	1,771.83		56.6					
				Wtd. Avg. Base & Total Tons	1,313.24		2,301.0	
Sangiovese *	200.00	002920	58.1	Tempranillo *	1,300.00	010100	3.3	
	780.69	012400	87.5					
	1,000.00	000100	105.2	Wtd. Avg. Base & Total Tons	1,300.00		3.3	
	1,073.27	016100	28.0					
	1,083.77	000100	290.8	Teroldego	1,900.00	000100	6.2	
	1,089.29	049600	53.8					
	1,100.00	059400	212.5	Wtd. Avg. Base & Total Tons	1,900.00		6.2	
	1,350.00	059080	69.5					
	1,416.00	016100	66.0	Trousseau *	1,750.00	010100	9.5	
	1,500.00	016100	7.1		2,307.26	010100	8.5	
2,000.00	017100	236.2						
Wtd. Avg. Base & Total Tons	1,229.13		1,214.7	Wtd. Avg. Base & Total Tons	2,013.15		18.0	
Souzao	1,500.00	007800	6.2	Zinfandel	350.00	000100	14.1	
	2,000.00	000100	11.0		400.00	000100	9.7	
					500.00	000100	282.1	
Wtd. Avg. Base & Total Tons	1,819.77		17.2		500.00	002100	180.7	
					815.34	016100	43.6	
Syrah *	600.00	000100	58.2		920.47	000100	13.4	
	600.00	067875	68.5		1,100.00	000100	8.6	
	750.00	000100	22.5		1,200.00	000100	66.7	
	825.00	000100	66.8		1,237.62	015000	516.0	
	850.00	000100	22.2		1,300.00	012600	2.1	
	867.18	012100	32.1		1,300.00	018500	5.2	
	1,000.00	000100	23.8		1,472.72	000100	221.3	
	1,000.00	016300	22.0		1,700.00	017900	13.5	
	1,000.00	067790	16.9		1,750.00	010100	6.5	
	1,028.78	010000	32.1		2,000.00	016100	1.8	
	1,075.00	000100	130.7		2,000.00	017100	65.9	
	1,100.00	000100	166.8		2,100.00	012400	4.7	
	1,100.00	049500	26.1		3,500.00	012400	1.1	
	1,100.00	064900	49.7					
	1,200.00	000100	3.0		Wtd. Avg. Base & Total Tons	1,053.57		1,457.0
	1,200.00	012400	24.7					
	1,200.00	016100	5.2		Other Red b/	736.54	000100	281.4
	1,200.00	056025	67.8			1,416.00	012400	1.7
	1,216.68	016100	40.6			2,000.00	017100	21.7
	1,250.00	000100	7.0			2,290.33	006400	5.9
	1,250.00	018300	12.7					
	1,300.00	000100	35.9		Wtd. Avg. Base & Total Tons	858.01		310.7
	1,300.00	064900	208.0					
1,323.00	002000	97.3		DISTRICT 08				
1,350.00	000100	82.9		WINE GRAPES (WHITE)				
1,358.00	000100	19.6		Chardonnay *	250.00	000100	4.2	
1,358.30	000100	43.4			450.00	012400	21.7	
1,358.30	002000	13.9			500.00	000100	26.1	
1,358.30	017200	44.6			500.00	012100	153.8	
1,364.19	002000	53.9			500.00	012400	66.2	
1,382.00	012600	10.6						
1,382.30	000100	98.4						

TABLE 8: BASE PRICE PAID TO GROWERS FOR GRAPES CRUSHED AND DELIVERED TO CALIFORNIA PROCESSORS FROM THE 2001 CROP WITH BRIX FACTORS AND PURCHASED TONNAGE, BY TYPE, VARIETY, REPORTING DISTRICT WHERE GROWN, AND WEIGHTED AVERAGE BASE PRICE.

District, Type, and Variety	Base Price Per Ton	Brix Factors	Tons
	Dollars	Code a/	

District, Type, and Variety	Base Price Per Ton	Brix Factors	Tons
	Dollars	Code a/	

DISTRICT 08 (Cont'd.)

Chardonnay * (Cont'd.)	500.00	016100	2.4
	500.00	016400	26.8
	500.00	056300	46.6
	500.00	059400	83.0
	500.00	066600	669.9
	500.00	066875	158.6
	600.00	000100	118.8
	600.00	016400	10.5
	686.70	046100	659.5
	700.00	000100	259.2
	700.00	016100	2.2
	800.00	000100	259.7
	800.00	010100	22.3
	900.00	000100	21.5
	950.00	009100	834.5
	950.00	009800	759.6
	950.00	012400	155.1
	956.00	000100	84.6
	1,000.00	000100	3.0
	1,000.00	012100	672.1
	1,000.00	012400	81.7
	1,000.00	015800	10.0
	1,000.00	016100	26.9
	1,000.00	016300	56.8
	1,000.00	016400	5.0
	1,000.00	064900	49.1
	1,035.00	000100	11.8
	1,100.00	000100	307.2
	1,100.00	012100	155.8
	1,102.00	012400	25.0
	1,117.38	059400	263.4
	1,150.00	000100	14.5
	1,150.00	012400	677.0
	1,150.00	055100	947.4
	1,158.75	059080	145.6
	1,200.00	000100	85.8
	1,200.00	009800	4.9
	1,200.00	010100	10.1
	1,200.00	012100	159.0
	1,200.00	012400	4.2
	1,200.00	014800	49.5
	1,200.00	016100	316.2
	1,200.00	016400	69.1
	1,200.00	018970	3.3
	1,200.00	049500	47.1
	1,200.00	059080	72.5
	1,205.98	061100	84.4
	1,250.00	000100	8.1
	1,250.00	016100	5.1
	1,300.00	000100	146.3
	1,300.00	049500	1,699.2
	1,350.00	016100	4.5
	1,372.00	000100	333.9
	1,400.00	055150	1,646.1
	1,450.00	017700	38.1
	1,450.00	066100	59.8
	1,451.04	009700	944.6
	1,494.61	000100	275.7
	1,494.61	058700	65.8
	1,500.00	000100	417.3
	1,507.00	001000	36.3
	1,512.00	012300	20.7
	1,524.96	000100	5.1
	1,538.97	000100	46.2
	1,539.57	010000	344.5
	1,544.94	012100	178.2
	1,544.94	046100	95.8
	1,545.00	010100	10.8
	1,545.90	000100	95.2
	1,545.99	010000	290.7
	1,546.00	000100	7.1
	1,546.00	010000	11.8
	1,560.72	000100	111.9
	1,597.16	049500	138.7
	1,600.00	012100	5.0
	1,600.00	012400	10.2
	1,600.00	059080	101.1

	1,635.00	000100	1.7
	1,635.00	010100	24.3
	1,635.00	012400	1.8
	1,650.00	000100	9.9
	1,678.42	061100	873.7
	1,700.00	000100	6.7
	1,700.00	010100	78.1
	1,700.00	014500	89.3
	1,709.18	061100	484.6
	1,734.00	012300	36.7
	1,778.18	000100	114.0
	1,790.00	014500	14.5
	1,800.00	000100	13.7
	1,800.00	012600	3.0
	1,800.00	016100	54.8
	1,800.00	016200	25.2
	1,800.00	017700	2.1
	1,820.00	000100	82.5
	1,850.00	016300	111.4
	1,878.46	012100	32.2
	1,886.55	000100	39.9
	1,890.53	000100	3.6
	1,950.00	012300	147.2
	1,987.95	000100	8.3
	2,000.00	000100	3,838.8
	2,000.00	012300	25.0
	2,000.00	012600	55.9
	2,000.00	018970	4.0
	2,000.00	059050	1,277.5
	2,000.00	059080	63.5
	2,018.52	000100	8.1
	2,082.70	000100	35.8
	2,100.00	000100	8.4
	2,100.00	012600	2.0
	2,180.00	052400	171.3
	2,200.00	000100	525.2
	2,200.00	002100	46.1
	2,200.00	010200	6.4
	2,200.00	012100	8.0
	2,200.00	012400	64.4
	2,200.00	049500	290.4
	2,250.00	017200	13.0
	2,258.95	000100	23.2
	2,265.00	000100	10.9
	2,265.00	010100	3.4
	2,265.00	012600	3.4
	2,266.88	000100	125.9
	2,267.79	000100	24.8
	2,283.45	000100	177.9
	2,300.00	000100	29.2
	2,300.00	012400	76.0
	2,300.00	016500	2.5
	2,334.84	010100	217.7
	2,360.00	008550	21.5
	2,374.45	000100	159.3
	2,375.76	000100	93.4
	2,500.00	000100	33.3
	2,500.00	017700	2.0
	2,553.19	017900	4.7
	2,560.00	000100	43.7
	2,560.00	054050	154.7
	2,560.00	058920	2,271.6
	2,560.60	012400	8.4
	2,560.60	016400	20.4
	2,560.60	046800	92.8
	2,560.60	052400	82.6
	2,700.00	010100	5.1
	2,750.00	000100	7.6
	2,750.00	012600	3.0
	10,000.00	020230	4.2
Wtd. Avg. Base & Total Tons	1,576.29		28,365.2
Chenin Blanc	600.00	012000	13.7
	650.00	000100	157.8
	662.70	041600	195.0
	662.70	054400	889.1
	700.00	000100	69.3
	800.00	010000	22.0

TABLE 8: BASE PRICE PAID TO GROWERS FOR GRAPES CRUSHED AND DELIVERED TO CALIFORNIA PROCESSORS FROM THE 2001 CROP WITH BRIX FACTORS AND PURCHASED TONNAGE, BY TYPE, VARIETY, REPORTING DISTRICT WHERE GROWN, AND WEIGHTED AVERAGE BASE PRICE.

District, Type, and Variety	Base Price Per Ton	Brix Factors	Tons	District, Type, and Variety	Base Price Per Ton	Brix Factors	Tons	
	Dollars	Code a/			Dollars	Code a/		
DISTRICT 08 (Cont'd.)					1,000.00	000100	1.0	
Chenin Blanc (Cont'd.)	800.00	016100	4.4		1,000.00	012100	3.3	
	800.00	019825	6.2		1,200.00	010000	27.7	
	850.00	000100	13.3		1,300.00	010000	32.4	
					1,400.00	000100	36.8	
Wtd. Avg. Base & Total Tons	667.58		1,370.8		1,450.00	049500	95.0	
					1,525.00	000100	9.3	
Gewurztraminer	750.00	000100	85.5		1,525.00	012600	5.2	
	750.00	012100	134.8		1,600.00	000100	4.9	
	800.00	000100	5.7		1,650.00	016100	13.6	
	874.54	000100	25.8		1,700.00	000100	113.8	
	900.00	000100	1,005.9		1,744.57	000100	45.0	
	950.00	000100	4.0		1,800.00	000100	0.9	
	1,000.00	000100	24.4		1,800.00	010100	24.6	
	1,150.97	000100	23.8					
	1,260.00	012600	2.1		Wtd. Avg. Base & Total Tons	1,497.82	448.4	
	1,600.00	020120	1.0					
	1,830.00	016100	1.9		Roussanne	1,600.00	010100	4.1
3,000.00	000100	1.0			1,650.00	000100	6.8	
Wtd. Avg. Base & Total Tons	884.55		1,315.9		1,700.00	000100	3.1	
					1,700.00	009900	4.0	
Malvasia Bianca *	400.00	015000	0.5		1,700.00	016300	4.1	
	1,800.00	010100	2.4		1,800.00	000100	8.9	
Wtd. Avg. Base & Total Tons	1,558.62		2.9		1,800.00	010100	10.2	
					1,800.00	017900	9.5	
Marsanne	666.40	010000	6.4		2,000.00	000100	6.6	
	850.00	000100	7.3		2,200.00	000100	6.1	
	2,000.00	000100	1.7		2,200.00	010100	12.1	
	2,200.00	000100	1.7		2,253.92	000100	1.7	
					2,500.00	000100	10.8	
Wtd. Avg. Base & Total Tons	1,029.82		17.1		2,500.00	017900	4.9	
					2,956.20	017900	2.3	
Muscat Blanc *	100.00	000100	49.4		Wtd. Avg. Base & Total Tons	2,010.72	95.2	
	140.00	010600	14.3					
	300.00	000100	4.2		Sauvignon Blanc	500.00	000100	130.0
	400.00	015000	0.5			500.00	015800	22.9
	620.00	017900	0.9			500.00	042530	51.6
	650.00	000100	14.5			700.00	046100	145.3
	650.00	069525	23.4			750.00	000100	44.6
	809.88	000100	25.8			756.00	000100	7.9
	856.69	049500	363.8			775.00	012100	153.8
	950.00	000100	32.3			800.00	012100	143.3
	1,000.00	000100	22.7			800.00	046400	45.4
	1,000.00	002100	11.3			850.00	000100	270.1
	1,100.00	016100	7.9			868.54	012400	13.0
	1,116.00	000100	25.1			900.00	000100	121.7
	1,200.00	019400	10.1			900.00	001000	74.1
1,400.00	017200	21.2			950.00	000100	37.0	
1,600.00	019490	11.7			958.00	000100	49.8	
Wtd. Avg. Base & Total Tons	826.26		639.1		958.13	000100	298.7	
					958.13	049210	83.0	
Muscat Orange	1,116.00	000100	23.5		958.35	000100	388.1	
	1,200.00	000100	5.0		958.35	052100	205.8	
	1,200.00	010100	10.0		958.35	053400	244.0	
	1,300.00	008500	3.2		958.35	054400	97.2	
					959.00	012400	4.3	
Wtd. Avg. Base & Total Tons	1,160.34		41.7		993.75	042975	178.8	
					1,000.00	000100	256.1	
Pinot Blanc	1,000.00	012100	24.2		1,000.00	000100	8.2	
	1,000.00	016100	4.1		1,000.00	016100	17.1	
	1,400.00	012400	31.4		1,000.00	045400	628.0	
	1,450.00	049500	42.2		1,000.00	049500	213.8	
	1,600.00	000100	10.1		1,014.58	008900	396.3	
	1,600.00	016100	44.6		1,031.79	000100	174.9	
	1,643.02	000100	31.1		1,100.00	010000	21.5	
	1,650.00	012400	10.8		1,101.85	000100	91.0	
	1,780.56	012100	38.6		1,121.00	000100	15.9	
	1,800.00	000100	1.0		1,121.00	010100	10.5	
	1,800.00	010100	23.2		1,123.01	000100	10.1	
	1,873.33	010100	23.7		1,175.00	012400	33.0	
	Wtd. Avg. Base & Total Tons	1,566.93		285.0		1,177.39	038600	71.7
						1,200.00	000100	4.3
Pinot Gris *	400.00	000100	4.7		1,200.00	009800	5.2	
	900.00	012100	24.8		1,200.00	016100	6.7	
					1,213.83	009800	10.6	
				1,250.00	000100	40.4		
				1,250.84	000100	60.5		

TABLE 8: BASE PRICE PAID TO GROWERS FOR GRAPES CRUSHED AND DELIVERED TO CALIFORNIA PROCESSORS FROM THE 2001 CROP WITH BRIX FACTORS AND PURCHASED TONNAGE, BY TYPE, VARIETY, REPORTING DISTRICT WHERE GROWN, AND WEIGHTED AVERAGE BASE PRICE.

District, Type, and Variety	Base Price Per Ton	Brix Factors	Tons
	Dollars	Code a/	

District, Type, and Variety	Base Price Per Ton	Brix Factors	Tons
	Dollars	Code a/	

DISTRICT 08 (Cont'd.)

Sauvignon Blanc (Cont'd.)	1,251.02	000100	24.4
	1,274.52	000100	64.9
	1,350.00	013700	3.7
	1,353.14	009800	15.2
	1,400.00	000100	7.0
	1,400.00	011900	2.5
	1,500.00	000100	45.1
	1,500.00	010100	7.9
	1,543.00	000100	51.7
	1,813.32	000100	23.1
	1,870.25	000100	7.9
	2,000.00	000100	5.9
Wtd. Avg. Base & Total Tons	969.64		5,145.5
Semillon	600.00	009800	237.0
	600.00	040600	127.0
	804.32	000100	49.8
	850.00	000100	10.7
	1,432.00	000100	25.0
	1,500.00	002100	5.7
	1,700.00	017700	3.3
Wtd. Avg. Base & Total Tons	692.50		458.5
Sylvaner	851.48	038600	37.9
Wtd. Avg. Base & Total Tons	851.48		37.9
Tocai Friulano	1,500.00	012600	0.9
	1,762.50	000100	6.0
	1,800.00	010100	1.5
Wtd. Avg. Base & Total Tons	1,741.07		8.4
Verdelho	1,700.00	010100	9.7
Wtd. Avg. Base & Total Tons	1,700.00		9.7
Viognier	750.00	016100	103.8
	1,100.00	000100	1.2
	1,200.00	000100	8.4
	1,300.00	000100	16.3
	1,336.00	000100	2.6
	1,400.00	000100	3.6
	1,400.00	059400	9.0
	1,475.00	000100	4.8
	1,500.00	000100	36.8
	1,500.00	016100	29.1
	1,500.00	016300	45.6
	1,545.16	018200	94.2
	1,600.00	000100	27.9
	1,600.00	010100	13.2
	1,600.00	012400	0.4
	1,600.00	016300	3.4
	1,600.00	019455	2.0
	1,631.33	000100	35.2
	1,631.33	066325	28.3
	1,680.00	016300	7.6
	1,766.00	012100	46.5
	1,773.46	059080	1.1
	1,782.00	000100	1.0
	1,794.00	016300	1.2
	1,800.00	000100	31.7
	1,800.00	010100	12.3
	1,800.00	012300	8.7
	1,800.00	016100	2.4
	1,800.00	016300	6.0
	1,800.00	016400	25.5
	1,800.00	019455	9.2
	1,850.00	000100	7.2
	1,897.95	000100	2.1
	1,900.00	000100	2.8
	1,925.60	017900	2.8
	2,000.00	000100	4.0
	2,000.00	016100	2.9
	2,000.00	016900	19.3

	2,200.00	000100	1.9
	2,250.00	017200	0.3
	2,471.00	016300	3.0
	2,500.00	000100	8.0
	2,500.00	018200	2.4
	3,000.00	000100	4.0
Wtd. Avg. Base & Total Tons	1,521.21		679.7
White Riesling *	650.00	000100	56.6
	700.00	000100	160.9
	700.00	012100	10.9
	795.00	000100	20.4
	800.00	000100	11.5
	816.73	040600	123.8
	834.75	012100	46.4
	900.00	000100	17.2
	900.00	033450	105.0
	914.73	036350	15.8
	1,000.00	000100	18.2
	1,000.00	012100	3.1
	1,000.00	012400	64.6
	1,100.00	000100	16.6
Wtd. Avg. Base & Total Tons	821.02		671.0

WINE GRAPES (RED)

Alicante Bouschet *	1,350.00	000100	3.4
Wtd. Avg. Base & Total Tons	1,350.00		3.4
Alvarelhao	1,250.00	019100	5.1
Wtd. Avg. Base & Total Tons	1,250.00		5.1
Barbera	200.00	017700	10.0
	500.00	000100	2.8
	600.00	046100	18.0
	956.00	000100	5.8
	1,023.44	000100	44.6
	1,200.00	000100	1.8
	1,200.00	010100	6.3
	1,200.00	016100	2.3
	1,200.00	064900	49.7
	1,297.97	000100	11.1
	1,316.00	016100	22.7
	1,400.00	000100	17.2
	1,400.00	016400	6.5
	1,416.60	016300	3.6
	1,427.77	012400	5.7
	1,500.00	000100	2.0
	1,500.00	012600	2.9
	1,800.00	000100	11.4
Wtd. Avg. Base & Total Tons	1,141.17		224.4
Blaufraenkisch	2,000.00	010100	13.5
Wtd. Avg. Base & Total Tons	2,000.00		13.5
Cabernet Franc	800.00	000100	24.9
	900.00	000100	3.0
	1,000.00	000100	4.0
	1,200.00	000100	6.0
	1,250.00	000100	22.6
	1,250.00	010100	42.3
	1,300.00	000100	38.8
	1,300.00	064900	81.9
	1,312.00	016300	25.1
	1,318.44	064900	126.9
	1,333.33	010200	6.1
	1,349.16	000100	69.9
	1,349.16	064875	1.2
	1,349.16	066300	231.2
	1,353.65	000100	74.2
	1,355.00	010200	8.1
	1,356.00	010000	2.0
	1,360.00	059080	28.8

TABLE 8: BASE PRICE PAID TO GROWERS FOR GRAPES CRUSHED AND DELIVERED TO CALIFORNIA PROCESSORS FROM THE 2001 CROP WITH BRIX FACTORS AND PURCHASED TONNAGE, BY TYPE, VARIETY, REPORTING DISTRICT WHERE GROWN, AND WEIGHTED AVERAGE BASE PRICE.

District, Type, and Variety	Base Price Per Ton	Brix Factors	Tons	District, Type, and Variety	Base Price Per Ton	Brix Factors	Tons
	Dollars	Code a/			Dollars	Code a/	
DISTRICT 08 (Cont'd.)					1,250.00	000100	122.1
Cabernet Franc (Cont'd.)	1,400.00	000100	95.5		1,250.00	010100	293.6
	1,400.00	016300	2.5		1,250.00	012100	55.4
	1,500.00	000100	48.9		1,250.00	064875	36.6
	1,500.00	016100	20.9		1,267.09	016100	1,500.5
	1,500.00	017900	7.6		1,300.00	000100	280.4
	1,515.00	000100	6.8		1,300.00	010100	4.0
	1,586.34	000100	3.0		1,300.00	012100	331.4
	1,600.00	000100	35.4		1,300.00	017300	6.2
	1,600.00	012400	11.5		1,300.00	017700	30.5
	1,600.00	016300	1.8		1,300.00	059400	24.9
	1,624.30	010100	3.8		1,300.00	061100	350.9
	1,627.04	010100	4.4		1,300.00	064900	361.0
	1,627.04	017900	20.3		1,302.90	000100	37.5
	1,660.00	012600	1.0		1,303.00	000100	1.1
	1,700.00	000100	31.5		1,303.01	000100	113.3
	1,700.00	010200	5.0		1,303.04	000100	2,476.9
	1,700.00	016100	22.4		1,303.04	061100	993.1
	1,750.00	014100	4.0		1,303.04	061400	191.7
	1,800.00	017900	0.9		1,303.04	061600	821.1
	1,800.00	065750	3.9		1,303.04	064875	30.9
	1,895.72	016100	7.0		1,303.04	066100	668.5
	1,900.00	012400	3.9		1,303.04	066300	1,396.9
	1,936.28	000100	3.5		1,303.10	000100	2.3
	1,936.28	010100	2.7		1,303.40	000100	196.5
	2,250.00	017900	6.1		1,308.99	016300	8.9
	2,257.36	000100	10.1		1,312.15	000100	17.4
	2,370.23	017900	10.2		1,323.62	000100	2,650.6
					1,323.62	016300	70.1
					1,323.62	017300	131.5
	Wtd. Avg. Base & Total Tons	1,403.92		1,171.6	1,323.62	056025	271.6
					1,323.62	061250	118.5
	Cabernet Sauvignon	100.00	000100	16.8	1,323.62	064720	220.1
		200.00	000100	2.0	1,323.62	065000	98.1
		700.00	000100	37.5	1,323.62	069320	424.8
		800.00	000100	503.0	1,324.00	000100	4.2
		800.00	015000	7.5	1,324.00	017900	11.6
		850.00	000100	33.8	1,325.00	000100	197.4
		900.00	016100	59.5	1,330.00	012600	10.9
		900.00	016300	123.3	1,330.00	017300	11.6
		900.00	017900	59.1	1,330.03	064900	420.2
950.00		000100	97.9	1,334.00	000100	19.2	
956.00		000100	95.3	1,334.00	010000	2.4	
1,000.00		000100	167.4	1,334.00	016400	29.5	
1,000.00		017900	4.9	1,334.00	056025	182.9	
1,000.00		066800	50.3	1,334.17	000100	242.7	
1,000.00		067653	177.0	1,334.17	010300	17.4	
1,025.00		000100	78.0	1,334.17	062890	53.0	
1,039.77		000100	367.4	1,335.00	017300	10.5	
1,039.77		046100	488.8	1,338.37	016300	84.4	
1,050.00		012600	11.5	1,350.00	000100	989.4	
1,050.00		016300	191.0	1,350.00	012100	176.9	
1,050.00		017900	17.7	1,350.00	064900	34.2	
1,050.00		067653	127.8	1,358.44	011200	369.9	
1,100.00		000100	589.8	1,368.19	000100	69.2	
1,100.00		010100	8.0	1,368.20	000100	20.3	
1,100.00		010300	4.4	1,384.63	000100	25.5	
1,100.00		012100	769.3	1,400.00	000100	2,122.5	
1,100.00		012400	94.0	1,400.00	010200	1.0	
1,100.00		015000	78.8	1,400.00	010300	18.9	
1,100.00		016200	24.0	1,400.00	012400	2.1	
1,100.00		059400	39.9	1,400.00	016300	5.2	
1,100.00		067653	294.5	1,400.00	017900	6.3	
1,142.25		064875	109.5	1,400.00	018300	11.6	
1,145.00		012400	3.0	1,400.00	064900	361.6	
1,150.00		067653	30.1	1,421.00	000100	12.5	
1,153.04		064900	155.7	1,425.00	000100	144.9	
1,161.81		000100	214.7	1,427.36	000100	202.4	
1,200.00		000100	68.5	1,432.50	016100	2.0	
1,200.00		010300	45.4	1,433.34	012100	396.6	
1,200.00		012400	558.5	1,450.00	000100	114.7	
1,200.00		012600	33.1	1,450.00	059080	108.4	
1,200.00	013700	141.9	1,455.98	012400	66.6		
1,200.00	016100	172.5	1,455.98	059080	69.3		
1,200.00	016300	141.8	1,467.00	002300	11.7		
1,200.00	017900	3.3	1,500.00	000100	1,595.1		
1,200.00	064900	684.8	1,500.00	013700	9.9		
1,206.60	000100	95.9	1,500.00	016400	4.9		
1,225.00	066800	33.5	1,500.00	017700	243.8		

TABLE 8: BASE PRICE PAID TO GROWERS FOR GRAPES CRUSHED AND DELIVERED TO CALIFORNIA PROCESSORS FROM THE 2001 CROP WITH BRIX FACTORS AND PURCHASED TONNAGE, BY TYPE, VARIETY, REPORTING DISTRICT WHERE GROWN, AND WEIGHTED AVERAGE BASE PRICE.

District, Type, and Variety	Base Price Per Ton	Brix Factors	Tons
	Dollars	Code a/	

District, Type, and Variety	Base Price Per Ton	Brix Factors	Tons
	Dollars	Code a/	

DISTRICT 08 (Cont'd.)

Cabernet Sauvignon (Cont'd.)	1,500.00	017900	59.3
	1,500.00	059080	45.1
	1,500.00	064900	264.9
	1,500.00	066100	24.5
	1,522.16	059080	130.3
	1,534.00	010100	21.3
	1,534.00	010300	14.2
	1,550.00	000100	17.0
	1,550.00	010300	5.2
	1,560.98	010100	6.9
	1,588.34	010100	54.7
	1,600.00	000100	237.6
	1,600.00	010100	21.6
	1,600.00	016300	66.4
	1,600.00	064900	213.6
	1,600.00	065500	50.1
	1,601.00	010100	76.8
	1,601.00	017900	26.4
	1,653.45	000100	2.1
	1,660.00	010300	7.4
	1,700.00	000100	143.6
	1,700.00	010000	4.5
	1,700.00	010100	0.7
	1,700.00	016100	9.2
	1,700.20	016100	5.1
	1,714.00	056800	302.1
	1,720.71	000100	106.5
	1,800.00	000100	432.2
	1,800.00	016100	14.4
	1,850.00	000100	1.8
	1,875.00	012600	9.9
	1,885.00	010100	5.0
	1,900.00	016300	4.6
	1,920.29	000100	39.3
	2,000.00	000100	27.5
	2,000.00	010200	1.3
	2,000.00	012600	13.7
	2,000.00	016300	6.2
	2,042.00	000100	24.5
	2,061.50	000100	5.4
	2,187.74	017900	77.0
	2,250.00	017900	11.7
	2,257.36	000100	20.1
	2,339.84	017900	35.7
	2,500.00	000100	2.0
	2,500.00	010100	4.1
	2,600.00	017900	15.4
	2,695.25	017900	51.1
	4,541.00	002300	2.3
	4,625.25	002300	3.1
Wtd. Avg. Base & Total Tons	1,315.99		32,672.0
Cinsaut *	1,151.16	012400	5.5
Wtd. Avg. Base & Total Tons	1,151.16		5.5
Counoise	1,146.95	012400	3.4
	1,153.00	000100	1.9
	2,000.00	000100	1.9
	2,250.00	000100	2.2
Wtd. Avg. Base & Total Tons	1,578.76		9.4
Dolcetto	1,050.00	000100	1.9
	1,300.00	010000	4.9
	1,500.00	010100	11.5
Wtd. Avg. Base & Total Tons	1,399.73		18.3
Gamay (Napa) *	730.02	007900	176.3
	786.32	000100	91.6
	800.00	008400	7.8
	810.00	010100	15.0
	859.24	040600	296.8
	859.24	054400	106.9

	1,000.00	000100	1.9
Wtd. Avg. Base & Total Tons	815.59		696.3
Grenache *	765.00	000100	1.0
	850.00	000100	2.0
	888.00	000100	4.7
	1,000.00	016100	11.9
	1,172.94	016300	15.3
	1,172.94	019490	12.0
	1,300.00	000100	6.1
	1,385.00	000100	1.5
	1,385.00	016300	4.3
	1,400.00	000100	4.5
	1,408.50	016300	2.4
	1,450.00	000100	8.0
	1,483.59	000100	5.6
	1,572.51	000100	5.4
	1,600.00	000100	8.4
	1,600.00	012400	13.3
	1,666.36	000100	4.4
	1,718.00	000100	2.5
	1,800.00	000100	1.4
	1,800.00	010300	1.4
	1,800.00	064900	5.4
	2,000.00	000100	5.4
	2,149.41	010100	17.7
	2,200.00	000100	7.0
	2,250.00	000100	4.1
	3,000.00	017900	4.3
	3,253.30	019000	1.2
	3,318.95	000100	1.9
Wtd. Avg. Base & Total Tons	1,608.15		163.1
Lagrein	1,000.00	016300	0.5
	1,200.00	000100	2.3
	1,200.00	064900	3.4
	1,500.00	000100	11.7
	1,500.00	012600	3.3
	1,600.00	000100	12.0
	1,866.40	010100	13.9
	1,900.00	000100	3.1
Wtd. Avg. Base & Total Tons	1,611.02		50.2
Malbec	1,000.00	000100	7.9
	1,250.00	010100	37.2
	1,250.01	000100	4.0
	1,250.01	066300	71.8
	1,450.00	016300	1.5
	1,500.00	016400	0.3
	1,500.01	017900	2.5
	1,600.00	016300	1.0
	1,650.00	010100	4.1
	1,800.00	010200	0.6
	2,250.00	017900	4.1
Wtd. Avg. Base & Total Tons	1,290.34		135.0
Mataro *	1,300.00	000100	16.7
	1,400.00	000100	1.5
	1,450.00	000100	8.0
	1,500.00	000100	26.1
	1,500.00	010100	3.9
	1,600.00	000100	1.2
	1,600.00	016100	8.0
	1,600.00	016300	0.6
	1,655.95	010300	1.1
	1,655.95	016100	28.5
	1,656.00	000100	3.5
	1,666.00	000100	4.0
	1,700.00	000100	4.1
	1,700.00	012400	1.5
	1,738.82	010100	16.8
	1,750.00	000100	2.6
	1,800.00	064900	2.4
	1,822.43	016100	3.2
	1,969.77	000100	4.5

TABLE 8: BASE PRICE PAID TO GROWERS FOR GRAPES CRUSHED AND DELIVERED TO CALIFORNIA PROCESSORS FROM THE 2001 CROP WITH BRIX FACTORS AND PURCHASED TONNAGE, BY TYPE, VARIETY, REPORTING DISTRICT WHERE GROWN, AND WEIGHTED AVERAGE BASE PRICE.

District, Type, and Variety	Base Price Per Ton	Brix Factors	Tons	District, Type, and Variety	Base Price Per Ton	Brix Factors	Tons
	Dollars	Code a/			Dollars	Code a/	
DISTRICT 08 (Cont'd.)					1,400.00	012400	1.7
Mataro * (Cont'd.)	2,000.00	000100	5.3		1,400.00	017700	29.8
	2,025.00	017900	17.0		1,400.00	061100	136.9
	2,200.00	000100	3.8		1,400.00	064900	38.7
	2,250.00	000100	3.5		1,425.00	000100	84.0
	4,728.89	000100	0.9		1,438.86	059080	154.9
					1,440.00	000100	9.9
					1,440.38	012100	946.3
Wtd. Avg. Base & Total Tons	1,691.64		168.7		1,450.00	000100	3.3
					1,450.00	016300	1.9
Merlot	200.00	000100	16.0		1,450.00	017700	1.9
	500.00	000100	0.6		1,455.98	000100	26.3
	600.00	015000	1.5		1,458.05	015100	21.0
	800.00	000100	263.7		1,485.00	016400	5.7
	900.00	000100	25.7		1,498.46	016100	4.1
	950.00	016300	23.2		1,500.00	000100	69.7
	1,000.00	000100	299.7		1,500.00	010100	47.1
	1,000.00	016100	0.5		1,500.00	016100	9.1
	1,000.00	017900	3.1		1,500.00	019490	10.0
	1,025.00	000100	159.6		1,500.00	056025	21.7
	1,050.00	016300	27.1		1,504.26	000100	13.8
	1,100.00	000100	1,140.1		1,550.00	017900	108.8
	1,100.00	016100	91.4		1,569.66	010100	6.0
	1,100.00	016300	18.8		1,600.00	000100	83.5
	1,100.00	017900	43.3		1,600.00	010100	22.5
	1,100.00	067653	223.0		1,600.00	016100	4.1
	1,103.89	046100	1,499.7		1,600.00	017900	5.2
	1,142.25	059080	110.8		1,650.00	010100	31.1
	1,150.00	000100	29.7		1,661.56	010100	29.8
	1,154.03	000100	231.9		1,661.56	017900	13.4
	1,200.00	000100	366.2		1,685.05	061800	110.8
	1,200.00	016100	79.2		1,700.00	000100	37.1
	1,200.00	016300	15.0		1,700.00	010100	53.1
	1,200.00	017200	4.0		1,700.00	016100	11.2
	1,200.00	056025	42.3		1,700.00	016300	7.2
	1,200.00	064900	40.4		1,790.95	000100	14.8
	1,250.00	000100	42.3		1,800.00	010200	2.9
	1,250.00	017200	5.0		1,800.00	012400	4.0
	1,275.00	000100	3.0		1,800.00	012600	2.2
	1,300.00	000100	810.8		1,800.00	016100	86.1
	1,300.00	010100	29.5		1,800.81	010100	184.3
	1,300.00	012100	2.3		1,815.00	010100	41.2
	1,300.00	017200	4.5		1,825.00	000100	3.2
	1,300.00	064900	175.7		1,825.00	012600	7.0
	1,308.05	000100	2,176.3		1,835.64	014100	21.5
	1,308.05	010100	132.9		1,900.00	000100	53.5
	1,308.05	016100	129.5		1,900.00	010000	3.8
	1,308.05	016300	96.3		1,900.00	012400	9.3
	1,308.05	056025	285.1		1,906.53	061600	253.9
	1,309.00	000100	102.0		2,000.00	000100	5.4
	1,309.44	000100	985.0		2,000.00	010100	17.3
	1,309.44	061100	540.1		2,000.00	010200	1.3
	1,309.44	061600	209.7		2,000.00	012400	3.0
	1,309.44	066300	240.2		2,250.00	017900	7.0
	1,309.44	067380	19.5		2,267.79	010100	29.4
	1,309.44	067654	111.3		2,381.19	017900	18.5
	1,313.26	064900	35.5				
	1,323.62	000100	54.6	Wtd. Avg. Base & Total Tons	1,303.94		16,415.6
	1,325.00	000100	139.4				
	1,325.00	014100	77.6	Nebbiolo	1,000.00	018200	3.2
	1,333.26	000100	128.7		1,200.00	012600	38.2
	1,340.76	061400	271.8		1,300.00	000100	13.6
	1,350.00	000100	364.3		1,400.00	000100	3.4
	1,350.00	012600	4.4		1,400.00	014500	2.4
	1,350.00	056025	194.1		1,516.00	016100	19.2
	1,354.00	000100	5.8		1,600.00	000100	8.0
	1,356.45	018200	3.1		1,600.00	002100	8.2
	1,374.91	000100	44.5		1,600.00	012600	2.0
	1,380.00	059080	26.6		1,600.00	014500	4.1
	1,384.63	000100	47.7		1,616.00	016100	21.2
	1,384.63	010300	15.9		1,800.00	012600	3.5
	1,384.63	016100	25.9		1,900.00	000100	4.0
	1,384.63	062890	69.4		2,008.00	000100	6.1
	1,385.00	010000	0.7				
	1,385.00	017900	3.9	Wtd. Avg. Base & Total Tons	1,459.05		137.1
	1,388.76	016100	9.9				
	1,400.00	000100	1,076.5	Petit Verdot	1,000.00	000100	4.9
	1,400.00	010100	12.3		1,290.23	000100	20.3
	1,400.00	010300	14.3		1,290.23	066300	90.4

TABLE 8: BASE PRICE PAID TO GROWERS FOR GRAPES CRUSHED AND DELIVERED TO CALIFORNIA PROCESSORS FROM THE 2001 CROP WITH BRIX FACTORS AND PURCHASED TONNAGE, BY TYPE, VARIETY, REPORTING DISTRICT WHERE GROWN, AND WEIGHTED AVERAGE BASE PRICE.

District, Type, and Variety	Base Price Per Ton	Brix Factors	Tons	District, Type, and Variety	Base Price Per Ton	Brix Factors	Tons
	Dollars	Code a/			Dollars	Code a/	
DISTRICT 08 (Cont'd.)					1,700.00	000100	18.3
					1,700.00	010100	18.8
Petit Verdot (Cont'd.)	1,300.73	000100	61.3		1,700.00	012100	10.5
	1,300.73	016100	6.0		1,732.00	000100	10.9
	1,375.00	016300	4.9		1,750.00	008550	11.7
	1,500.00	000100	112.0		1,800.00	000100	208.0
	1,560.88	017900	7.4		1,850.00	017900	1.6
	1,600.00	016300	0.6		1,886.55	012300	31.3
	2,000.00	016300	0.4		1,900.00	000100	5.6
	2,250.00	017900	1.1		1,900.00	015050	12.2
					1,900.00	016400	6.6
Wtd. Avg. Base & Total Tons	1,376.63		309.3		2,000.00	000100	302.4
					2,000.00	010100	62.3
Petite Sirah	500.00	015000	0.3		2,000.00	011300	11.1
	600.00	015000	3.0		2,000.00	016100	7.6
	800.00	000100	1.4		2,067.88	000100	25.2
	922.31	018200	25.6		2,075.08	000100	5.8
	950.00	000100	106.5		2,089.00	000100	27.1
	1,000.00	000100	86.5		2,089.00	010200	9.1
	1,000.00	014500	64.0		2,089.45	010100	8.3
	1,000.00	017900	4.9		2,089.85	000100	13.2
	1,050.00	046100	61.3		2,090.00	012600	1.0
	1,100.00	000100	198.5		2,100.00	000100	9.1
	1,100.00	010200	4.1		2,100.00	016300	62.0
	1,100.00	061100	65.3		2,132.06	010200	54.4
	1,100.00	061400	99.5		2,163.57	000100	14.1
	1,149.72	000100	132.3		2,171.00	008400	7.9
	1,149.72	056025	31.7		2,171.27	000100	24.5
	1,149.72	061400	57.6		2,200.00	000100	14.7
	1,150.00	000100	11.6		2,200.00	012400	81.7
	1,150.00	016300	57.2		2,200.00	012600	11.6
	1,154.85	010100	0.6		2,200.00	016100	20.2
	1,154.85	016100	76.6		2,200.00	016400	336.1
	1,200.00	000100	43.3		2,200.00	052850	47.6
	1,200.00	059080	19.4		2,200.00	064875	23.6
	1,250.00	000100	3.6		2,250.00	000100	20.6
	1,250.00	017700	4.3		2,250.00	017900	5.6
	1,250.00	064900	54.9		2,300.00	000100	3.0
	1,290.00	000100	48.9		2,300.00	012600	12.5
	1,300.00	000100	76.0		2,350.00	008400	8.6
	1,300.00	016300	7.9		2,390.19	010100	16.4
	1,300.00	064900	12.1		2,390.53	010100	22.5
	1,350.00	000100	96.5		2,400.00	000100	135.5
	1,362.00	000100	51.5		2,400.00	012600	5.6
	1,400.00	016400	1.8		2,400.00	016100	2.7
	1,400.00	019455	8.9		2,400.00	064900	334.3
	1,480.00	010100	12.0		2,402.00	008400	6.4
	1,480.00	012400	23.9		2,403.00	012600	76.8
	1,500.00	000100	31.2		2,403.33	000100	13.9
	1,587.00	016400	13.4		2,450.00	000100	16.9
	1,600.00	000100	6.0		2,498.31	000100	27.6
	1,800.00	002100	2.1		2,500.00	000100	264.2
	2,000.00	000100	5.3		2,500.00	002100	6.1
	3,794.65	017900	4.5		2,500.00	002300	2.3
					2,500.00	008400	6.5
Wtd. Avg. Base & Total Tons	1,172.08		1,616.0		2,500.00	010000	9.5
					2,500.00	010100	61.5
Pinot Noir	300.00	000100	3.9		2,500.00	012400	16.1
	400.00	000100	8.5		2,500.00	012600	14.7
	600.00	016300	25.4		2,500.00	016100	19.5
	1,000.00	017900	7.0		2,500.00	016300	9.2
	1,200.00	000100	2.6		2,500.00	016350	8.3
	1,200.00	012100	7.0		2,500.00	016450	8.9
	1,200.00	016300	94.8		2,500.00	017580	4.7
	1,200.00	016600	16.4		2,500.00	017700	10.0
	1,250.00	017100	117.1		2,500.00	017900	14.3
	1,400.00	000100	11.9		2,507.82	010100	10.3
	1,400.00	015000	29.4		2,527.76	017900	12.2
	1,449.10	000100	83.0		2,550.00	000100	8.7
	1,450.00	010100	2.3		2,550.00	010100	12.7
	1,500.00	000100	2.2		2,550.00	010200	4.4
	1,500.00	010000	3.8		2,567.08	016100	12.5
	1,500.00	012300	52.0		2,600.00	000100	13.4
	1,500.00	012400	50.2		2,600.00	018580	1.0
	1,500.00	016100	5.5		2,612.82	000100	40.5
	1,600.00	010100	27.3		2,615.00	000100	19.3
	1,600.00	016400	4.9		2,615.00	015000	85.7
	1,600.00	064750	108.8		2,700.00	000100	24.6
	1,618.00	012400	11.1		2,700.00	010200	4.3

TABLE 8: BASE PRICE PAID TO GROWERS FOR GRAPES CRUSHED AND DELIVERED TO CALIFORNIA PROCESSORS FROM THE 2001 CROP WITH BRIX FACTORS AND PURCHASED TONNAGE, BY TYPE, VARIETY, REPORTING DISTRICT WHERE GROWN, AND WEIGHTED AVERAGE BASE PRICE.

District, Type, and Variety	Base Price Per Ton	Brix Factors	Tons	District, Type, and Variety	Base Price Per Ton	Brix Factors	Tons
	Dollars	Code a/			Dollars	Code a/	
DISTRICT 08 (Cont'd.)							
Pinot Noir (Cont'd.)	2,700.00	017900	5.4	Souzao	1,318.20	018200	4.6
	2,736.00	000100	114.5		1,400.00	017900	1.2
	2,736.20	010100	42.3	Wtd. Avg. Base & Total Tons	1,335.12		5.8
	2,736.21	010100	159.5	Syrah *	560.00	067875	374.8
	2,750.00	000100	3.8			600.00	016400
	2,750.00	014500	106.4		650.00	067875	209.5
	2,750.00	016100	11.7		700.00	016300	64.5
	2,800.00	000100	10.3		725.00	067875	68.3
	2,800.00	016400	7.5		741.00	016100	48.9
	2,812.25	000100	21.7		800.00	000100	103.4
	2,915.55	010200	33.5		850.00	000100	37.0
	2,926.71	000100	146.7		1,000.00	000100	4.2
	3,000.00	010200	3.9		1,000.00	012600	11.6
	3,000.00	012400	47.1		1,000.00	016200	52.8
	3,000.00	015300	4.5		1,000.00	017900	8.7
	3,031.47	000100	25.2		1,000.00	018200	1.2
	3,095.24	000100	6.3		1,000.00	018970	3.2
	3,250.20	000100	164.2		1,025.00	012400	42.7
	4,000.00	000100	4.7		1,100.00	000100	13.6
	4,303.00	000100	3.7		1,100.00	010300	4.5
	4,375.00	016400	4.0		1,149.72	000100	254.7
	4,800.00	016400	2.5		1,200.00	000100	104.9
	5,659.36	000100	2.8		1,200.00	016100	38.4
Wtd. Avg. Base & Total Tons	2,255.03		4,537.7		1,200.00	016300	23.0
Primitivo	1,000.00	010300	1.7		1,200.00	017400	5.3
	1,250.00	000100	0.1		1,200.00	019200	18.3
	1,500.00	000100	6.4		1,200.00	056025	205.3
	1,900.00	000100	7.2		1,200.00	064900	20.9
Wtd. Avg. Base & Total Tons	1,630.19		15.4		1,212.50	000100	40.8
Refosco *	1,200.00	010100	7.5		1,225.37	012400	153.3
	1,200.00	064900	19.3		1,250.00	000100	15.3
	1,400.00	000100	11.8		1,250.00	016300	11.1
	1,561.62	000100	17.9		1,300.00	000100	328.2
Wtd. Avg. Base & Total Tons	1,356.34		56.5		1,300.00	010100	72.6
Sangiovetto *	200.00	000100	1.0		1,300.00	014500	1.7
	400.00	015000	1.0		1,300.00	016300	22.2
	500.00	015000	0.2		1,300.00	017900	351.0
	800.00	000100	44.6		1,325.00	008400	10.2
	900.00	016100	4.6		1,350.00	017900	5.2
	1,000.00	000100	16.0		1,350.00	056025	5.2
	1,000.00	012100	2.2		1,375.00	000100	3.0
	1,000.00	017900	2.9		1,400.00	000100	189.2
	1,000.00	018200	3.2		1,400.00	016100	48.0
	1,000.00	018970	2.0		1,400.00	016900	5.8
	1,050.00	012600	5.9		1,400.00	017900	12.0
	1,200.00	000100	1.8		1,400.00	064900	61.2
	1,200.00	012600	28.6		1,420.95	000100	1.1
	1,200.00	016100	7.2		1,445.10	016100	213.2
	1,200.00	016300	5.9		1,450.00	000100	7.9
	1,200.00	064900	56.5		1,470.00	000100	31.2
	1,340.00	000100	8.5		1,475.00	000100	62.9
	1,400.00	000100	7.9		1,483.34	000100	38.2
	1,400.00	010100	11.1		1,483.59	000100	68.2
	1,400.00	016100	1.0		1,483.59	061400	56.4
	1,400.00	016300	3.0		1,483.59	064740	7.5
	1,418.74	000100	5.4		1,485.00	066200	30.1
	1,457.21	066200	22.8		1,485.00	000100	5.1
	1,500.00	010100	12.2		1,485.00	010300	6.9
	1,500.00	012600	45.9		1,490.00	000100	186.2
	1,544.70	000100	1.4		1,490.00	010500	1.5
	1,595.00	016100	4.3		1,490.00	012600	12.0
1,600.00	012600	6.0		1,490.00	016400	28.0	
1,644.98	000100	7.2		1,490.00	056025	225.5	
1,700.00	000100	36.2		1,490.00	064720	61.7	
1,800.00	000100	10.7		1,490.18	062800	16.6	
1,800.00	012600	2.1		1,490.19	000100	16.9	
1,900.00	000100	8.0		1,500.00	000100	308.0	
2,000.00	010100	2.3		1,500.00	010100	30.3	
3,000.00	000100	5.8		1,500.00	010500	17.0	
Wtd. Avg. Base & Total Tons	1,341.17		385.4		1,500.00	016100	47.1
					1,500.00	016400	2.3
					1,500.00	017700	4.3
					1,500.00	017900	27.1
					1,500.00	018200	283.2
					1,500.00	068320	27.1
					1,500.00	068760	22.3

TABLE 8: BASE PRICE PAID TO GROWERS FOR GRAPES CRUSHED AND DELIVERED TO CALIFORNIA PROCESSORS FROM THE 2001 CROP WITH BRIX FACTORS AND PURCHASED TONNAGE, BY TYPE, VARIETY, REPORTING DISTRICT WHERE GROWN, AND WEIGHTED AVERAGE BASE PRICE.

District, Type, and Variety	Base Price Per Ton	Brix Factors	Tons	District, Type, and Variety	Base Price Per Ton	Brix Factors	Tons
	Dollars	Code a/			Dollars	Code a/	
DISTRICT 08 (Cont'd.)							
Syrah * (Cont'd.)	1,504.36	016300	65.8		2,080.23	000100	2.9
	1,507.00	000100	70.3		2,129.80	000100	17.8
	1,510.00	000100	1.3		2,129.80	017900	1.0
	1,511.40	000100	5.6		2,200.00	000100	47.4
	1,530.00	000100	3.0		2,229.80	000100	28.3
	1,540.00	017900	3.8		2,245.80	012100	31.2
	1,580.00	000100	25.5		2,250.00	000100	10.4
	1,581.00	000100	47.7		2,250.00	017200	16.7
	1,590.00	016400	5.5		2,293.37	000100	4.8
	1,600.00	000100	102.3		2,500.00	010100	8.3
	1,600.00	010100	75.3		2,500.00	016200	2.5
	1,600.00	012600	8.9		2,500.00	017900	7.6
	1,610.00	000100	117.3		2,500.00	018300	1.3
	1,625.00	016300	21.9		2,504.12	000100	12.3
	1,625.00	056025	297.1		2,627.00	000100	14.8
	1,639.00	000100	10.6		2,644.45	000100	24.2
	1,639.00	012400	30.3		2,667.00	000100	11.6
	1,639.21	000100	1.9		2,736.00	000100	1.5
	1,640.00	000100	5.1		2,797.20	000100	14.3
	1,650.00	000100	32.9		3,000.00	000100	3.5
	1,650.00	012600	10.4		3,306.00	016300	6.0
	1,650.00	056025	249.4		3,555.47	000100	4.4
	1,667.00	000100	28.7		4,139.81	000100	5.5
	1,667.00	017300	4.7		4,950.91	000100	5.4
	1,673.00	000100	10.4		5,261.50	017900	4.2
	1,675.00	000100	3.5		5,261.50	018200	1.0
	1,685.00	016300	10.5		5,683.40	017900	2.1
	1,693.41	000100	39.5	Wtd. Avg. Base & Total Tons	1,438.50		7,653.3
	1,697.76	061600	81.2	Tempranillo *	1,688.26	017900	3.5
	1,700.00	010300	7.3	Wtd. Avg. Base & Total Tons	1,688.26		3.5
	1,703.54	017800	4.5	Teroldego	1,000.00	016300	0.9
	1,704.11	016300	4.0	Wtd. Avg. Base & Total Tons	1,000.00		0.9
	1,706.13	017900	67.7	Tinta Cao	1,295.01	019490	4.1
	1,725.64	000100	27.9	Wtd. Avg. Base & Total Tons	1,400.00	017900	1.4
	1,740.00	016400	19.8	Wtd. Avg. Base & Total Tons	1,321.73		5.5
	1,743.52	010100	50.6	Touriga Nacional *	1,400.00	017900	0.6
	1,743.75	000100	84.7	Wtd. Avg. Base & Total Tons	1,400.04	018200	4.3
	1,743.75	002300	5.3	Wtd. Avg. Base & Total Tons	1,400.04		4.9
	1,743.75	016300	8.9	Zinfandel	200.00	032350	32.8
	1,743.75	018200	4.0		400.00	006300	171.6
	1,744.00	002300	4.2		425.00	004200	386.0
	1,750.00	000100	5.2		450.00	024350	171.7
	1,750.00	010100	61.8		470.00	000100	189.6
	1,755.00	000100	7.6		500.00	000100	115.1
	1,766.00	000100	15.0		500.00	016100	25.0
	1,788.00	010100	8.0		500.00	016400	3.0
	1,788.00	010300	2.6		500.00	027900	327.7
	1,788.00	016400	4.1		600.00	000100	21.5
	1,792.10	064900	18.8		600.00	010200	5.0
	1,800.00	000100	62.4		600.00	015000	2.0
	1,800.00	008400	2.8		600.00	025000	672.6
	1,800.00	012600	38.0		600.00	028100	1,597.7
	1,800.00	015000	13.0		600.00	066850	203.9
	1,800.00	016300	15.3		650.00	016100	59.7
	1,800.00	016600	2.0		700.00	000100	21.7
	1,800.00	018600	4.4		721.89	000100	16.9
	1,800.00	065750	4.2		750.00	000100	37.3
	1,807.44	000100	8.2		800.00	000100	12.4
	1,807.44	016400	17.2		800.00	046100	164.9
	1,840.53	000100	21.1		800.00	066850	14.3
	1,844.44	000100	16.9		850.00	000100	209.1
	1,866.40	000100	23.9		850.00	016300	5.1
	1,900.00	000100	94.8		880.00	000100	146.8
	1,900.00	010300	8.6		900.00	000100	136.7
	1,900.00	012400	2.5		900.00	010100	21.3
	1,900.00	016300	18.3		900.00	012300	500.3
	1,937.25	017900	5.8		900.00	015000	57.1
	2,000.00	000100	174.5		907.96	000100	3.9
	2,000.00	002600	8.2		907.96	016100	15.3
	2,000.00	010100	7.9				
	2,000.00	010300	5.1				
	2,000.00	012600	1.0				
	2,000.00	016100	64.9				
	2,000.00	016200	19.1				
	2,000.00	018600	3.3				
	2,025.00	017900	25.4				
	2,075.00	017900	6.6				

TABLE 8: BASE PRICE PAID TO GROWERS FOR GRAPES CRUSHED AND DELIVERED TO CALIFORNIA PROCESSORS FROM THE 2001 CROP WITH BRIX FACTORS AND PURCHASED TONNAGE, BY TYPE, VARIETY, REPORTING DISTRICT WHERE GROWN, AND WEIGHTED AVERAGE BASE PRICE.

District, Type, and Variety	Base Price Per Ton	Brix Factors	Tons
	Dollars	Code a/	

District, Type, and Variety	Base Price Per Ton	Brix Factors	Tons
	Dollars	Code a/	

DISTRICT 08 (Cont'd.)

Zinfandel (Cont'd.)	908.00	000100	3.0
	928.39	004850	887.4
	980.00	000100	3.0
	1,000.00	000100	24.3
	1,000.00	013700	134.2
	1,000.00	017700	44.3
	1,000.00	017900	4.5
	1,000.00	018200	15.2
	1,000.00	046100	115.3
	1,024.27	016300	23.4
	1,050.00	000100	30.3
	1,053.00	000100	101.1
	1,089.90	000100	306.9
	1,100.00	000100	125.8
	1,100.00	018400	10.7
	1,135.00	000100	20.8
	1,150.00	000100	7.4
	1,158.63	012400	31.7
	1,170.00	000100	26.7
	1,182.60	000100	12.4
	1,191.25	012100	320.7
	1,200.00	000100	57.0
	1,200.00	010000	59.7
	1,200.00	016400	31.1
	1,200.00	059400	5.6
	1,200.00	064900	75.8
	1,225.00	059080	133.1
	1,250.00	016300	4.5
	1,250.00	017900	4.5
	1,250.00	064875	2.7
	1,275.11	000100	10.9
	1,300.00	000100	3.7
	1,300.00	010100	15.3
	1,300.00	012600	14.7
	1,300.00	016100	8.9
	1,300.00	016600	11.2
	1,300.00	017900	58.5
	1,350.00	000100	41.8
	1,380.03	059400	28.7
	1,400.00	000100	32.7
	1,400.00	012600	3.0
	1,400.00	016300	2.2
	1,410.00	000100	9.3
	1,410.00	012600	25.5
	1,413.00	017300	18.3
	1,462.00	016300	12.1
	1,473.72	010100	45.7
	1,475.00	012600	3.0
	1,500.00	000100	69.2
	1,500.00	010100	75.6
	1,500.00	016100	33.2
	1,500.00	017900	11.8
	1,550.00	000100	30.9
	1,553.66	000100	12.9
	1,555.12	000100	41.1
	1,587.00	016400	116.1
	1,600.00	000100	36.2
	1,600.00	016100	27.7
	1,600.00	017900	32.9
	1,600.00	018200	5.0
	1,615.05	016300	22.2
	1,650.00	000100	32.0
	1,677.00	019000	2.9
	1,700.00	018600	2.9
	1,800.00	015000	25.7
	1,800.00	017700	10.5
	1,802.00	056025	58.8
	1,900.00	012600	21.4
	1,910.00	000100	42.1
	1,910.00	016300	23.5
	1,910.63	000100	16.2
	1,910.63	060100	21.7
	2,000.00	000100	36.3
	2,000.00	012400	4.4
	2,017.65	000100	10.3
	2,200.00	000100	4.3
	2,250.00	002400	98.3

	2,500.00	000100	28.1
Wtd. Avg. Base & Total Tons	892.52		9,270.8
Other Red b/	1,500.00	000100	2.9
	1,900.00	000100	0.8
Wtd. Avg. Base & Total Tons	1,586.49		3.7

DISTRICT 09

WINE GRAPES (WHITE)

Chardonnay *	150.00	066800	753.7
	200.00	013700	14.8
	325.00	002000	927.8
	400.00	046100	53.3
	428.71	012100	336.5
	450.00	002000	23.2
	466.22	012100	80.5
	500.00	012400	165.6
	500.00	013700	583.9
	550.00	005100	198.6
	600.00	000100	899.8
	671.30	000100	88.1
	700.00	000100	67.4
	716.06	000100	50.0
	721.28	000100	1,064.8
	750.00	046100	96.3
	800.00	000100	69.9
	950.00	002000	8.9
	1,000.00	000100	6.4
	1,000.00	012100	6.0
	1,000.00	012400	3.3
	1,400.00	000100	0.8
	1,800.00	012100	5.0
	2,000.00	017900	1.5
Wtd. Avg. Base & Total Tons	495.91		5,506.1
Chenin Blanc	120.00	037150	93.8
	185.00	028950	24.3
	550.00	010000	32.0
	575.00	007800	6.5
Wtd. Avg. Base & Total Tons	236.84		156.6
Gewurztraminer	950.00	009800	1.3
Wtd. Avg. Base & Total Tons	950.00		1.3
Grenache Blanc	1,000.00	000100	0.8
Wtd. Avg. Base & Total Tons	1,000.00		0.8
Muscat Blanc *	1,050.00	016300	3.1
Wtd. Avg. Base & Total Tons	1,050.00		3.1
Muscat Orange	700.00	000100	7.7
Wtd. Avg. Base & Total Tons	700.00		7.7
Muscat of Alexandria	850.00	015800	1.4
Wtd. Avg. Base & Total Tons	850.00		1.4
Pinot Gris *	1,200.00	013500	1.7
	1,900.00	012100	0.6
Wtd. Avg. Base & Total Tons	1,382.61		2.3
Sauvignon Blanc	525.00	012100	55.7
	600.00	010000	1.1
	1,300.00	012100	5.4
Wtd. Avg. Base & Total Tons	593.61		62.2

TABLE 8: BASE PRICE PAID TO GROWERS FOR GRAPES CRUSHED AND DELIVERED TO CALIFORNIA PROCESSORS FROM THE 2001 CROP WITH BRIX FACTORS AND PURCHASED TONNAGE, BY TYPE, VARIETY, REPORTING DISTRICT WHERE GROWN, AND WEIGHTED AVERAGE BASE PRICE.

District, Type, and Variety	Base Price Per Ton	Brix Factors	Tons
	Dollars	Code a/	

District, Type, and Variety	Base Price Per Ton	Brix Factors	Tons
	Dollars	Code a/	

DISTRICT 09 (Cont'd.)

Symphony	275.00	011300	212.4
Wtd. Avg. Base & Total Tons	275.00		212.4
White Riesling *	1,100.00	016100	0.6
Wtd. Avg. Base & Total Tons	1,100.00		0.6
WINE GRAPES (RED)			
Cabernet Sauvignon	250.00	069150	123.6
	350.00	002400	82.7
	400.00	000100	176.1
	450.00	002300	2.0
	500.00	000100	2.0
	500.00	013700	260.5
	500.00	016100	163.4
	500.00	046100	35.4
	553.41	000100	71.6
	590.00	012400	45.3
	625.00	016300	41.0
	675.00	016300	20.0
	725.00	009900	43.5
	742.26	000100	922.1
	750.00	046100	133.7
	800.00	002000	26.3
	800.00	064875	70.9
	838.14	000100	145.7
	900.00	067625	55.2
	950.00	000100	9.5
	1,000.00	002000	76.1
	1,150.00	002000	215.6
	1,200.00	000100	31.8
	1,200.00	012100	22.0
	1,850.00	016100	0.6
	2,005.00	002000	100.0
	2,400.00	037120	3.1
Wtd. Avg. Base & Total Tons	743.06		2,879.7
Carmine	600.00	012400	8.9
Wtd. Avg. Base & Total Tons	600.00		8.9
Gamay (Napa) *	1,000.00	000100	0.8
Wtd. Avg. Base & Total Tons	1,000.00		0.8
Grenache *	900.00	000100	0.8
	1,000.00	000100	0.5
Wtd. Avg. Base & Total Tons	938.46		1.3
Malbec	950.00	000100	1.6
	1,000.00	000100	0.5
Wtd. Avg. Base & Total Tons	961.90		2.1
Mataro *	750.00	000100	2.0
	900.00	000100	0.8
Wtd. Avg. Base & Total Tons	792.86		2.8
Merlot	500.00	046100	290.3
	550.00	000100	24.9
	550.00	012400	170.6
	661.29	000100	326.9
	675.00	014800	82.1
	700.00	000100	163.1
	700.00	012600	1.7
	725.00	000100	22.3
	787.50	012100	768.4
	800.00	000100	87.9
	800.00	012100	19.0
	840.00	000100	62.3
	846.65	012100	55.0
	950.00	000100	2.3

	1,170.00	012100	65.4
	1,200.00	000100	3.3
	1,200.00	016100	4.5
	1,500.00	012100	10.0
Wtd. Avg. Base & Total Tons	716.85		2,160.0
Montepulciano	985.00	000100	6.9
Wtd. Avg. Base & Total Tons	985.00		6.9
Petit Verdot	742.26	000100	1.8
	950.00	000100	3.8
Wtd. Avg. Base & Total Tons	883.23		5.6
Petite Sirah	500.00	012400	0.7
	700.00	000100	4.0
	750.00	000100	41.6
	800.00	002200	18.0
	1,050.00	000100	31.0
	1,100.00	016400	21.6
	1,400.00	000100	3.0
	1,550.00	017200	3.3
	1,800.00	016300	18.1
Wtd. Avg. Base & Total Tons	1,040.02		141.3
Pinot Noir	1,000.00	000100	6.5
	1,000.00	012100	0.9
	1,900.00	016400	3.5
	2,000.00	000100	1.9
	2,000.00	012100	5.0
	2,000.00	016100	7.7
	2,200.00	016500	4.8
Wtd. Avg. Base & Total Tons	1,775.91		30.3
Sangiovese *	500.00	010000	6.0
	850.00	000100	37.9
Wtd. Avg. Base & Total Tons	802.16		43.9
Syrah *	340.00	062800	454.0
	500.00	000100	216.9
	516.50	014100	56.4
	650.00	010000	10.4
	700.00	002500	2.0
	750.00	000100	3.9
	800.00	000100	61.7
	800.00	052650	43.9
	1,000.00	000100	53.2
	1,150.00	000100	36.0
	1,400.00	000100	1.0
	1,800.00	016300	4.9
	2,400.00	010200	1.1
Wtd. Avg. Base & Total Tons	523.55		945.4
Zinfandel	255.65	000100	9.1
	325.00	024350	13.7
	350.00	000100	9,973.3
	350.00	016300	0.2
	375.00	000100	4.0
	400.00	000100	465.2
	800.00	012400	3.8
	1,020.34	000100	74.5
Wtd. Avg. Base & Total Tons	357.00		10,543.8
Other Red b/	350.00	012100	19.2
	850.00	012600	0.5
	936.58	016500	3.6
	1,000.00	016500	1.0
Wtd. Avg. Base & Total Tons	473.94		24.3

TABLE 8: BASE PRICE PAID TO GROWERS FOR GRAPES CRUSHED AND DELIVERED TO CALIFORNIA PROCESSORS FROM THE 2001 CROP WITH BRIX FACTORS AND PURCHASED TONNAGE, BY TYPE, VARIETY, REPORTING DISTRICT WHERE GROWN, AND WEIGHTED AVERAGE BASE PRICE.

District, Type, and Variety	Base Price Per Ton	Brix Factors	Tons	District, Type, and Variety	Base Price Per Ton	Brix Factors	Tons
	Dollars	Code a/			Dollars	Code a/	
DISTRICT 10					1,440.00	017900	3.0
WINE GRAPES (WHITE)				Wtd. Avg. Base & Total Tons	1,205.96		22.2
Chardonnay *	400.00	016100	3.6	Sauvignon Blanc	550.00	046100	138.3
	600.00	000100	3.9		600.00	000100	10.3
	800.00	000100	11.3		600.00	018300	1.5
	900.00	016400	2.1		700.00	000100	19.6
	1,000.00	000100	66.7		720.00	000100	10.4
	1,000.00	012400	5.0		720.14	010000	16.6
	1,000.00	013700	19.6		725.00	012100	25.6
	1,063.66	000100	97.9		740.00	000100	4.7
	1,100.00	000100	50.1		743.00	012100	34.9
	1,100.00	016100	55.0		750.00	010100	0.7
	1,100.00	016300	4.0		800.00	000100	3.7
	1,100.00	017700	4.4		800.00	012400	10.6
	1,200.00	000100	93.2		850.00	000100	30.3
	1,200.00	010000	2.2		850.00	002500	3.5
	1,200.00	012400	43.2		850.00	009600	21.7
	1,200.00	064875	63.6		900.00	000100	21.0
	1,250.00	016300	5.7		900.00	010900	7.0
	1,300.00	000100	9.3		950.00	012400	5.5
	1,320.00	000100	5.2	Wtd. Avg. Base & Total Tons	693.74		365.9
	1,320.00	009600	5.4	Semillon	600.00	000100	7.1
	1,320.71	010000	9.4		700.00	000100	9.7
	1,395.47	015800	5.8		800.00	000100	1.3
	1,400.00	000100	33.0		850.00	000100	18.4
	1,529.29	012500	80.8	Wtd. Avg. Base & Total Tons	759.73		36.5
	1,577.00	008600	59.0	Viognier	900.00	016300	0.7
Wtd. Avg. Base & Total Tons	1,209.30		739.4		1,000.00	016700	1.0
French Colombard	300.00	000100	18.0		1,050.00	000100	17.7
Wtd. Avg. Base & Total Tons	300.00		18.0		1,068.80	000100	2.0
Gewurztraminer	900.00	000100	8.5		1,100.00	012400	1.4
	1,200.00	000100	0.5		1,125.00	017900	2.0
Wtd. Avg. Base & Total Tons	916.67		9.0		1,200.00	000100	3.0
Marsanne	550.00	000100	0.4		1,200.00	016300	0.5
	1,000.00	016700	1.4		1,200.00	017900	0.5
	1,200.00	000100	2.4		1,324.00	017900	1.2
	1,350.00	000100	3.4		1,324.00	018970	5.0
	1,440.00	017900	5.7		1,350.00	000100	1.1
Wtd. Avg. Base & Total Tons	1,300.60		13.3		1,440.00	018970	3.5
Muscat Blanc *	1,019.40	000100	20.2		1,500.00	000100	17.6
	1,100.00	000100	13.9		1,500.00	016700	4.8
	1,200.00	000100	6.7		1,500.00	017900	10.0
Wtd. Avg. Base & Total Tons	1,076.52		40.8	Wtd. Avg. Base & Total Tons	1,309.39		72.0
Muscat Orange	550.00	000100	3.3	White Riesling *	600.00	000100	7.2
	730.00	010100	21.8		800.00	000100	4.6
	850.00	000100	22.1		804.00	000100	5.4
	850.00	002680	1.3	Wtd. Avg. Base & Total Tons	717.53		17.2
	900.00	000100	2.1	Other White b/	1,320.71	000100	2.8
	900.00	016300	9.2	Wtd. Avg. Base & Total Tons	1,320.71		2.8
Wtd. Avg. Base & Total Tons	799.15		59.8	WINE GRAPES (RED)			
Pinot Gris *	1,100.00	000100	5.5	Aglianico	1,250.00	000100	3.1
	1,200.00	000100	2.1	Wtd. Avg. Base & Total Tons	1,250.00		3.1
	1,239.74	018300	2.8	Alicante Bouschet *	1,000.00	000100	0.3
	1,275.00	049400	8.4		1,390.39	000100	1.2
Wtd. Avg. Base & Total Tons	1,210.17		18.8	Wtd. Avg. Base & Total Tons	1,312.31		1.5
Roussanne	900.00	000100	5.4	Alvarelhao	1,200.00	000100	0.7
	1,000.00	017900	2.0		1,250.00	000100	1.0
	1,200.00	000100	0.4	Wtd. Avg. Base & Total Tons	1,229.41		1.7
	1,300.00	017900	0.4				
	1,320.71	012100	8.8				
	1,350.00	000100	2.2				

TABLE 8: BASE PRICE PAID TO GROWERS FOR GRAPES CRUSHED AND DELIVERED TO CALIFORNIA PROCESSORS FROM THE 2001 CROP WITH BRIX FACTORS AND PURCHASED TONNAGE, BY TYPE, VARIETY, REPORTING DISTRICT WHERE GROWN, AND WEIGHTED AVERAGE BASE PRICE.

District, Type, and Variety	Base Price Per Ton	Brix Factors	Tons	District, Type, and Variety	Base Price Per Ton	Brix Factors	Tons	
	Dollars	Code a/			Dollars	Code a/		
DISTRICT 10 (Cont'd.)					1,100.00	059400	19.1	
Barbera	300.00	056025	21.4		1,130.11	000100	61.6	
	700.00	000100	0.5		1,150.00	000100	7.9	
	800.00	016700	10.3		1,150.00	016100	10.5	
	925.00	016700	37.4		1,195.00	000100	5.4	
	950.00	000100	9.3		1,195.00	012400	6.0	
	950.00	012600	50.5		1,195.45	016300	16.5	
	1,000.00	000100	0.6		1,200.00	000100	49.2	
	1,000.00	016300	4.7		1,200.00	002100	4.3	
	1,100.00	018200	11.8		1,200.00	016300	3.2	
	1,167.92	000100	9.6		1,200.00	017070	1.1	
	1,200.00	000100	47.1		1,200.00	017400	8.0	
	1,200.00	002600	3.0		1,200.00	017900	3.0	
	1,200.00	002680	2.0		1,200.00	018400	2.0	
	1,200.00	002690	2.5		1,220.00	000100	5.1	
	1,200.00	016100	23.2		1,300.00	000100	8.5	
	1,200.00	017900	11.7		1,300.00	014100	31.7	
	1,200.00	018200	18.7		1,300.00	016100	0.7	
	1,246.55	000100	14.0		1,300.00	064875	21.8	
	1,400.00	018200	84.8		1,350.00	016100	3.2	
	1,450.00	016300	0.2		1,350.00	064875	10.1	
	1,500.00	000100	1.0		1,359.88	018970	8.7	
	1,500.00	016200	2.5		1,400.00	000100	47.7	
	1,500.00	017900	4.0		1,400.00	016100	62.2	
	1,800.00	018200	5.0		1,425.28	000100	3.4	
	2,021.97	000100	3.1		1,450.00	000100	3.0	
					1,475.00	000100	5.7	
					1,500.00	000100	48.4	
	Wtd. Avg. Base & Total Tons	1,131.50		378.9	1,500.00	012400	2.3	
					1,500.00	016100	1.5	
	Cabernet Franc	600.00	017900	0.8		1,500.00	016300	9.1
700.00		000100	4.2		1,538.00	017900	8.4	
750.00		000100	4.4		1,550.00	012100	5.5	
1,000.00		000100	1.0		1,600.00	000100	58.8	
1,000.00		016100	0.4		1,632.00	002000	18.8	
1,060.90		000100	53.7		1,700.00	000100	5.2	
1,200.00		000100	6.7		1,750.00	000100	70.0	
1,200.00		017900	1.0		1,750.00	016400	8.3	
1,250.00		000100	3.5		1,777.60	010100	49.6	
1,300.00		012400	1.2		2,022.00	016500	39.9	
1,300.00		016200	6.0		2,100.00	000100	30.8	
1,300.00		017200	5.7					
1,316.93		010000	2.9		Wtd. Avg. Base & Total Tons	1,254.39	1,152.4	
1,316.93		016100	4.5					
1,350.00		000100	24.8		Carignane	800.00	000100	4.4
1,350.00		064875	26.3			1,200.00	012900	1.0
1,400.00		012100	2.7			1,200.00	016100	3.8
1,400.00		016100	0.4			1,200.00	017400	3.0
1,447.00		012400	5.0					
1,475.00		016100	1.5		Wtd. Avg. Base & Total Tons	1,055.74	12.2	
1,500.00	000100	7.8						
1,560.07	000100	5.2		Charbono	988.24	016100	2.1	
1,600.00	012600	2.0			1,000.00	008200	4.9	
1,750.00	000100	16.8			1,450.00	000100	3.8	
1,777.60	010100	52.6						
1,917.00	000100	20.9		Wtd. Avg. Base & Total Tons	1,156.05	10.8		
1,917.00	016500	8.3						
Wtd. Avg. Base & Total Tons	1,442.41		270.3	Cinsaut *	947.00	000100	1.1	
					950.00	000100	4.0	
Cabernet Sauvignon	500.00	001900	148.2	Wtd. Avg. Base & Total Tons	949.35		5.1	
	600.00	017900	4.0					
	800.00	000100	12.4	Dolcetto	1,600.00	002300	7.1	
	900.00	000100	13.8		1,640.00	000100	1.1	
	900.00	012400	2.3					
	925.00	000100	0.6	Wtd. Avg. Base & Total Tons	1,605.37		8.2	
	950.00	000100	12.0					
	956.13	000100	7.9	Grenache *	500.00	000100	12.0	
	990.00	016100	2.4		647.40	000100	2.0	
	1,000.00	000100	50.5		800.00	000100	13.5	
	1,000.00	012100	51.3		802.85	000100	20.1	
	1,000.00	012400	4.8		900.00	000100	2.3	
	1,000.00	016100	0.6		900.00	016300	3.2	
	1,000.00	016700	1.0		900.00	017900	7.7	
	1,000.00	017200	5.0		900.00	019000	3.1	
	1,000.00	017900	31.1		966.00	012400	4.0	
	1,000.00	018200	2.9		1,200.00	010100	0.8	
	1,100.00	000100	9.5					
	1,100.00	002100	25.9					

TABLE 8: BASE PRICE PAID TO GROWERS FOR GRAPES CRUSHED AND DELIVERED TO CALIFORNIA PROCESSORS FROM THE 2001 CROP WITH BRIX FACTORS AND PURCHASED TONNAGE, BY TYPE, VARIETY, REPORTING DISTRICT WHERE GROWN, AND WEIGHTED AVERAGE BASE PRICE.

District, Type, and Variety	Base Price Per Ton	Brix Factors	Tons	District, Type, and Variety	Base Price Per Ton	Brix Factors	Tons
	Dollars	Code a/			Dollars	Code a/	
DISTRICT 10 (Cont'd.)				Mission	500.00	017900	0.7
Grenache *(Cont'd.)	1,200.00	017900	0.5	Wtd. Avg. Base & Total Tons	500.00		0.7
Wtd. Avg. Base & Total Tons	785.06		69.2	Muscat Hamburg *	608.38	000100	3.4
Malbec	800.00	017070	1.3		650.00	000100	4.9
	948.62	016100	1.2	Wtd. Avg. Base & Total Tons	632.95		8.3
	1,042.00	012400	4.1	Nebbiolo	850.00	016700	4.6
	1,300.00	000100	1.0		1,000.00	016700	0.5
	1,440.00	000100	0.3		1,200.00	017520	2.5
	2,250.00	000100	1.0		1,400.00	000100	2.4
Wtd. Avg. Base & Total Tons	1,172.20		8.9		1,500.00	016300	4.8
Mataro *	750.00	017900	3.2	Wtd. Avg. Base & Total Tons	1,214.19		14.8
	1,000.00	010500	0.6	Petit Verdot	1,406.67	016100	1.4
	1,065.60	000100	1.0		2,250.00	000100	0.6
	1,100.00	012600	2.3	Wtd. Avg. Base & Total Tons	1,659.67		2.0
	1,300.00	012600	4.4	Petite Sirah	800.00	016700	7.8
	1,300.00	014100	1.9		1,200.00	017900	1.0
	1,326.21	018300	5.7		1,240.91	000100	2.8
	1,333.33	000100	2.9		1,250.00	000100	4.0
	1,437.00	000100	6.9		1,400.00	016100	3.8
	1,500.00	000100	6.5		1,500.00	000100	15.4
	1,500.00	017200	4.3		1,559.00	000100	1.6
	1,659.00	012400	2.1		1,650.00	015800	1.5
Wtd. Avg. Base & Total Tons	1,335.19		41.8		1,800.00	000100	3.0
Merlot	695.00	000100	0.6		2,140.48	000100	4.3
	750.00	012900	11.6		2,140.48	010000	9.6
	800.00	012400	7.2	Wtd. Avg. Base & Total Tons	1,541.18		54.8
	1,000.00	000100	6.6	Pinot Noir	874.00	000100	0.2
	1,000.00	015900	5.0		900.00	000100	0.9
	1,000.00	016100	1.1		1,100.00	000100	4.9
	1,000.00	017900	1.2		1,151.00	012400	6.5
	1,048.91	000100	55.3		1,200.00	000100	3.4
	1,100.00	000100	0.9	Wtd. Avg. Base & Total Tons	1,128.07		15.9
	1,100.00	059400	44.3	Pinotage	1,250.00	016300	19.2
	1,150.00	012100	2.0	Wtd. Avg. Base & Total Tons	1,250.00		19.2
	1,200.00	000100	2.4	Primitivo	600.00	000100	1.3
	1,200.00	012400	4.5		850.00	000100	23.7
	1,200.00	016300	5.5		1,000.00	000100	2.0
	1,200.00	017900	4.0	Wtd. Avg. Base & Total Tons	849.07		27.0
	1,250.00	015800	1.4	Sangiovetto *	456.00	000100	10.0
	1,269.00	000100	1.5		850.00	000100	10.0
	1,300.00	000100	3.3		850.00	012400	9.3
	1,300.00	018300	3.3		950.00	012600	49.4
	1,336.50	000100	40.0		975.00	016100	4.5
	1,350.00	000100	37.5		1,000.00	016100	24.3
	1,350.00	016300	1.6		1,070.31	016100	0.9
	1,350.00	017100	2.9		1,100.00	000100	9.3
	1,350.00	064875	38.0		1,100.00	016100	2.0
	1,390.00	017100	3.4		1,105.00	000100	21.2
	1,396.67	000100	12.7		1,177.00	012400	8.7
	1,398.67	016100	12.6		1,200.00	000100	17.8
	1,400.00	000100	80.5		1,200.00	010000	4.5
	1,400.00	010000	23.9		1,200.00	016100	4.0
	1,400.00	010100	5.0		1,200.00	016300	3.0
	1,400.00	012600	14.8		1,200.00	016700	2.2
	1,400.00	016100	61.6		1,200.00	017900	13.1
	1,400.00	060652	63.0		1,200.00	018300	3.1
	1,450.00	016100	0.8		1,250.00	000100	18.4
	1,500.00	000100	27.7		1,250.00	016400	2.2
	1,500.00	002200	5.9		1,300.00	000100	4.0
	1,500.00	012600	2.0		1,300.00	014100	12.4
	1,500.00	016300	12.0		1,350.00	000100	30.2
	1,537.00	012400	12.0		1,367.48	000100	36.9
	1,572.56	000100	7.2		1,666.45	012400	1.3
	1,600.00	000100	8.2				
	1,700.00	000100	4.8				
	1,800.00	000100	10.4				
	1,945.66	012400	68.6				
Wtd. Avg. Base & Total Tons	1,386.17		718.8				

TABLE 8: BASE PRICE PAID TO GROWERS FOR GRAPES CRUSHED AND DELIVERED TO CALIFORNIA PROCESSORS FROM THE 2001 CROP WITH BRIX FACTORS AND PURCHASED TONNAGE, BY TYPE, VARIETY, REPORTING DISTRICT WHERE GROWN, AND WEIGHTED AVERAGE BASE PRICE.

District, Type, and Variety	Base Price Per Ton	Brix Factors	Tons	District, Type, and Variety	Base Price Per Ton	Brix Factors	Tons
	Dollars	Code a/			Dollars	Code a/	
DISTRICT 10 (Cont'd.)					1,800.66	002000	14.4
					1,900.30	002300	42.4
Sangiovetto * (Cont'd.)	1,712.50	016300	6.7		1,917.07	010100	42.3
	1,900.00	000100	4.6		3,200.00	000100	1.5
Wtd. Avg. Base & Total Tons	1,151.47		314.0	Wtd. Avg. Base & Total Tons	1,248.48		897.5
Souzao	750.00	016700	4.6	Tempranillo *	1,200.00	010100	4.1
	1,033.00	000100	0.1		1,250.00	000100	1.5
					1,300.00	000100	31.0
Wtd. Avg. Base & Total Tons	756.02		4.7	Wtd. Avg. Base & Total Tons	1,286.75		36.6
Syrah *	500.00	012950	1.0	Teroldego	950.00	012600	7.4
	585.00	000100	21.2	Wtd. Avg. Base & Total Tons	950.00		7.4
	750.00	016700	32.0	Tinta Barroca	1,250.00	000100	1.5
	750.00	019900	1.0	Wtd. Avg. Base & Total Tons	1,250.00		1.5
	800.00	000100	4.8	Tinta Cao	1,000.00	000100	9.9
	800.00	016700	8.9		1,000.00	017900	1.5
	831.00	012600	5.3		1,033.00	000100	0.1
	850.00	016700	3.0		1,200.00	018200	3.3
	900.00	016100	6.2		1,250.00	000100	0.5
	950.00	000100	3.5	Wtd. Avg. Base & Total Tons	1,051.52		15.3
	950.00	012600	51.0	Touriga Nacional *	900.00	000100	3.1
	950.00	016300	3.3	Wtd. Avg. Base & Total Tons	900.00		3.1
	1,000.00	000100	16.9	Zinfandel	350.00	000800	263.8
	1,000.00	012600	25.4		500.00	000100	96.5
	1,000.00	014100	68.8		600.00	000100	630.7
	1,000.00	016300	0.5		600.00	012800	2.5
	1,000.00	017900	33.7		600.00	017900	2.5
	1,007.20	000100	12.0		600.00	019100	5.0
	1,034.30	000100	21.5		650.00	017200	0.4
	1,050.00	000100	6.5		700.00	009800	7.2
	1,100.00	000100	23.4		700.00	018200	8.4
	1,100.00	012600	2.5		750.00	000100	2.7
	1,100.00	016700	7.8		750.00	016700	84.9
	1,100.00	017900	3.9		783.20	000100	15.7
	1,125.00	017900	6.3		800.00	000100	6.5
	1,130.00	017800	4.6		800.00	017900	107.3
	1,190.00	012600	7.7		800.00	018400	1.0
	1,200.00	000100	14.3		850.00	016700	61.6
	1,200.00	016300	26.1		850.00	017900	18.6
	1,200.00	017800	12.0		850.00	062500	23.4
	1,200.00	017900	7.1		900.00	000100	6.0
	1,200.00	018200	17.6		900.00	016100	259.0
	1,200.00	018300	5.3		900.00	016700	25.5
	1,228.00	000100	5.0		900.00	017900	121.8
	1,237.00	012100	2.3		900.00	059400	110.0
	1,237.00	012400	9.1		915.00	012100	316.3
	1,237.00	017900	9.6		925.00	000100	5.8
	1,237.55	000100	4.9		950.00	000100	1,324.4
	1,237.55	016100	3.6		950.00	012600	97.6
	1,243.00	000100	19.8		950.00	016300	32.3
	1,250.00	017900	11.0		957.68	016300	43.2
	1,250.00	018300	4.1		979.00	012100	7.6
	1,276.56	012400	10.3		979.00	012400	7.0
	1,289.00	012400	10.7		979.11	000100	22.0
	1,300.00	000100	36.7		979.11	016100	0.3
	1,300.00	016700	8.8		979.11	016300	12.5
	1,300.00	017800	13.3		980.00	000100	30.8
	1,300.00	064875	9.7		1,000.00	000100	41.3
	1,309.28	019870	4.2		1,000.00	002200	11.7
	1,350.00	000100	18.9		1,000.00	008200	0.7
	1,350.00	017700	4.7		1,000.00	012600	410.8
	1,400.00	000100	6.3		1,000.00	016100	4.0
	1,440.00	000100	4.7		1,000.00	016300	22.8
	1,440.00	018970	2.2		1,000.00	016500	58.5
	1,450.00	016300	3.6		1,000.00	017900	12.3
	1,475.00	016100	7.5		1,000.00	018200	3.0
	1,500.00	000100	53.0		1,016.24	012100	145.6
	1,500.00	017900	14.3		1,039.00	016300	68.0
	1,525.06	017200	2.9				
	1,550.00	012600	2.9				
	1,550.00	016100	6.0				
	1,600.00	000100	4.3				
	1,600.00	002200	4.2				
	1,600.00	017900	9.2				
	1,625.00	000100	6.1				
	1,700.00	012600	2.1				
	1,800.00	000100	15.8				

TABLE 8: BASE PRICE PAID TO GROWERS FOR GRAPES CRUSHED AND DELIVERED TO CALIFORNIA PROCESSORS FROM THE 2001 CROP WITH BRIX FACTORS AND PURCHASED TONNAGE, BY TYPE, VARIETY, REPORTING DISTRICT WHERE GROWN, AND WEIGHTED AVERAGE BASE PRICE.

District, Type, and Variety	Base Price Per Ton	Brix Factors	Tons
	Dollars	Code a/	

District, Type, and Variety	Base Price Per Ton	Brix Factors	Tons
	Dollars	Code a/	

DISTRICT 10 (Cont'd.)

Zinfandel (Cont'd.)	1,049.00	012600	5.3
	1,050.00	000100	164.1
	1,050.00	016300	52.1
	1,050.00	019920	35.7
	1,066.66	018420	4.5
	1,100.00	000100	120.8
	1,100.00	016300	9.9
	1,100.00	017800	0.7
	1,100.00	017900	21.0
	1,100.00	018200	5.0
	1,150.00	016300	17.8
	1,160.00	000100	7.9
	1,188.00	014500	55.9
	1,200.00	000100	41.0
	1,200.00	010100	6.2
	1,200.00	012100	52.4
	1,200.00	016100	22.5
	1,200.00	016400	3.5
	1,200.00	016700	17.5
	1,200.00	016750	10.4
	1,200.00	017400	66.3
	1,200.00	017900	50.8
	1,200.00	018200	4.8
	1,200.00	018400	1.5
	1,230.00	017900	2.4
	1,250.00	000100	42.2
	1,250.00	012600	7.2
	1,250.00	016100	8.9
	1,250.00	017700	11.0
	1,250.00	017900	174.9
	1,250.00	062500	22.9
	1,260.00	000100	32.3
	1,300.00	000100	24.3
	1,300.00	016400	11.7
	1,300.00	017900	34.3
	1,300.00	062500	49.0
	1,324.05	000100	5.4
	1,325.00	012600	9.2
	1,327.00	000100	40.7
	1,337.00	000100	0.5
	1,340.00	000100	9.2
	1,350.00	000100	8.4
	1,350.00	017200	10.7
	1,400.00	000100	86.3
	1,400.00	016500	61.9
	1,400.00	018200	9.0
	1,423.07	002300	284.6
	1,450.00	012600	2.2
	1,472.00	000100	52.6
	1,500.00	000100	107.0
	1,500.00	010500	37.9
	1,500.00	016100	2.0
	1,500.00	016700	1.1
	1,500.00	017900	31.8
	1,500.00	019100	7.0
	1,566.58	016300	33.7
	1,571.55	010000	45.8
	1,571.55	010100	18.5
	1,600.00	000100	11.6
	1,600.00	016300	22.9
	1,600.00	019200	4.7
	1,787.50	059080	67.8
	1,800.00	000100	100.0
	1,800.00	016700	39.7
	1,800.00	018200	35.8
	1,900.00	000100	99.5
	2,000.00	000100	53.6
	2,000.00	016300	32.3
	2,000.00	017900	15.6
	3,292.50	002300	2.2
Wtd. Avg. Base & Total Tons	1,044.39		7,089.4
Other Red b/	1,000.00	000100	1.0
	1,000.00	008200	6.0
	1,200.00	016300	32.8
	1,211.75	016500	21.1

	1,250.00	000100	0.5
Wtd. Avg. Base & Total Tons	1,181.64		61.4

DISTRICT 11

TABLE GRAPES

Flame Tokay	75.00	000800	1,490.4
	100.00	000100	783.3
	100.00	000800	9,878.7
	100.00	022450	809.8
	100.00	024350	1,263.6
	126.00	024350	148.7
Wtd. Avg. Base & Total Tons	97.68		14,374.5

WINE GRAPES (WHITE)

Burger *	60.00	000100	63.5
	75.00	000100	142.7
	75.00	022450	552.7
	100.00	021050	73.7
	100.00	022450	168.0
	112.00	000100	94.9
	120.00	005700	36.0
	125.00	021300	5,469.2
	175.00	021300	366.5
	200.00	003200	1,508.8
	200.00	003240	287.9
Wtd. Avg. Base & Total Tons	137.18		8,763.9
Chardonnay *	75.00	000100	2,564.5
	75.00	046100	224.2
	110.00	000100	192.6
	125.00	046400	833.5
	150.00	000100	1,585.3
	150.00	034450	24.4
	150.00	034950	3.8
	150.00	046100	1,879.3
	150.00	046850	21.2
	150.00	056600	24.6
	150.00	066800	2,441.4
	200.00	000100	28.2
	200.00	005700	118.3
	300.00	001900	1,937.4
	300.00	056600	2,758.9
	325.00	001900	875.8
	350.00	001900	1,841.1
	350.00	002000	285.0
	350.00	046100	288.1
	350.00	056600	84.5
	400.00	000100	1,383.7
	400.00	002000	8,107.6
	400.00	002100	1,276.5
	400.00	042350	2,721.4
	400.00	043400	177.9
	400.00	046100	212.4
	400.00	046850	516.3
	400.00	056600	186.3
	400.00	067875	1,174.7
	425.00	001900	172.9
	425.00	002000	63.0
	425.00	046100	275.5
	425.00	046850	48.4
	432.48	046100	12,822.6
	450.00	000100	516.5
	450.00	001900	523.7
	450.00	002100	668.7
	450.00	034950	216.9
	450.00	038100	1,172.5
	450.00	046100	843.7
	450.00	046850	4,517.0
	450.00	056600	948.9
	475.00	000100	329.0
	475.00	046800	94.4
	500.00	012100	746.9
	500.00	032225	610.3

TABLE 8: BASE PRICE PAID TO GROWERS FOR GRAPES CRUSHED AND DELIVERED TO CALIFORNIA PROCESSORS FROM THE 2001 CROP WITH BRIX FACTORS AND PURCHASED TONNAGE, BY TYPE, VARIETY, REPORTING DISTRICT WHERE GROWN, AND WEIGHTED AVERAGE BASE PRICE.

District, Type, and Variety	Base Price Per Ton	Brix Factors	Tons	District, Type, and Variety	Base Price Per Ton	Brix Factors	Tons
	Dollars	Code a/			Dollars	Code a/	
DISTRICT 11 (Cont'd.)					600.00	038600	140.1
Chardonnay * (Cont'd.)	500.00	046100	1,671.4	Wtd. Avg. Base & Total Tons	386.19		263.4
	503.40	046100	8,111.4	Muscat Orange	600.00	038600	183.9
	525.00	000100	479.4		700.00	038600	23.0
	526.89	012100	2,752.7	Wtd. Avg. Base & Total Tons	611.12		206.9
	526.89	067875	4,144.9	Pinot Gris *	458.72	012100	49.7
	540.81	000100	56.7		550.00	046100	240.9
	550.00	046100	3,040.5		600.00	001600	797.5
	559.64	000100	67.9		700.00	038600	32.1
	559.64	012100	33.1		700.00	043400	66.2
	585.09	067875	316.5		700.00	049500	47.0
	600.00	000100	634.7		740.00	000100	102.0
	600.00	002000	10.5		750.00	055150	19.3
	600.00	034450	380.5		800.00	005700	33.7
	600.00	034950	217.2	Wtd. Avg. Base & Total Tons	613.96		1,388.4
	600.00	043200	539.7	Sauvignon Blanc	400.00	000100	754.6
	600.00	043400	16,662.0		400.00	002110	926.2
	600.00	046100	579.3		400.00	062840	192.3
	650.00	061100	924.3		450.00	012100	134.9
	667.00	010000	5.0		450.00	046250	152.3
	700.00	000100	289.0		500.00	000100	2,601.7
	700.00	016100	6.1		500.00	034950	165.1
	700.00	043400	894.0		500.00	037120	332.1
	700.00	053500	316.1		500.00	037400	87.2
	750.00	010400	17.3		500.00	042350	94.0
	750.00	046100	1,479.0		502.01	026250	488.9
	800.00	000100	8.5		515.00	000100	49.1
	800.00	010100	55.3		550.00	012100	81.5
	945.61	000100	50.8		559.95	037120	22.2
	995.00	002000	86.1		575.84	000100	31.9
	1,000.00	002000	250.0		583.00	011100	186.4
	1,200.00	010000	68.1		600.00	035560	8,607.8
Wtd. Avg. Base & Total Tons	453.60		102,487.8		600.00	038600	116.3
Chenin Blanc	110.00	032500	3,299.2		600.00	043400	324.6
	140.00	005700	364.2		700.00	009600	105.4
	200.00	000100	10.0		700.00	052100	95.7
	300.00	032700	315.5		750.00	000100	52.9
	315.00	001400	61.8		775.00	011900	96.7
	315.00	001820	163.4		800.00	000100	26.3
	525.00	000100	58.8		850.00	000100	12.5
	540.00	010000	1.2		850.00	010400	55.2
Wtd. Avg. Base & Total Tons	143.42		4,274.1		850.00	068720	25.1
French Colombard	125.00	009500	81.9		990.10	000100	120.8
	130.00	005700	757.8		1,600.00	010400	3.5
	135.00	000100	142.1	Wtd. Avg. Base & Total Tons	557.18		15,943.2
	145.00	032225	202.2	Semillon	500.00	033400	2,142.6
	171.06	005100	111.1	Wtd. Avg. Base & Total Tons	500.00		2,142.6
	175.00	037400	4,428.6	Symphony	200.00	009600	0.9
	225.00	037120	374.1		275.00	009000	214.1
	250.00	037400	1,115.4		300.00	005700	52.0
	265.00	001900	416.8		350.00	037120	86.0
	275.00	037400	608.0		400.00	000100	177.6
Wtd. Avg. Base & Total Tons	193.24		8,238.0		700.00	012600	0.4
Gewurztraminer	550.00	000100	28.0	Wtd. Avg. Base & Total Tons	331.60		531.0
Wtd. Avg. Base & Total Tons	550.00		28.0	Verdelho	850.00	010810	5.4
Gray Riesling *	250.00	005700	41.7	Wtd. Avg. Base & Total Tons	850.00		5.4
Wtd. Avg. Base & Total Tons	250.00		41.7	Viognier	400.00	001900	955.2
Malvasia Bianca *	80.00	000100	86.6		500.00	000100	6.0
	150.00	000100	327.9		600.00	000100	846.9
	250.00	000100	1,213.2		700.00	000100	22.0
	250.00	001400	385.8		800.00	016700	8.4
Wtd. Avg. Base & Total Tons	226.40		2,013.5		900.00	000100	34.4
Muscat Blanc *	125.00	010100	105.3		900.00	012400	7.9
	250.00	000100	18.0		900.00	016100	9.8
					1,000.00	000100	25.5

TABLE 8: BASE PRICE PAID TO GROWERS FOR GRAPES CRUSHED AND DELIVERED TO CALIFORNIA PROCESSORS FROM THE 2001 CROP WITH BRIX FACTORS AND PURCHASED TONNAGE, BY TYPE, VARIETY, REPORTING DISTRICT WHERE GROWN, AND WEIGHTED AVERAGE BASE PRICE.

District, Type, and Variety	Base Price Per Ton	Brix Factors	Tons	District, Type, and Variety	Base Price Per Ton	Brix Factors	Tons
	Dollars	Code a/			Dollars	Code a/	
DISTRICT 11 (Cont'd.)							
Viognier (Cont'd.)	1,000.00	012400	6.9		150.00	046100	522.7
	1,000.00	012600	8.0		150.00	056600	93.6
	1,000.00	016100	32.7		150.00	056875	6.2
	1,000.00	016400	53.4		200.00	000100	15.2
	1,000.00	018200	5.0		200.00	069150	1,002.4
	1,000.00	020210	14.1		225.00	000100	57.6
	1,100.00	000100	1.2		225.00	005700	352.4
	1,200.00	000100	5.5		225.00	066800	155.3
	1,200.00	016100	3.9		225.00	069150	406.9
	1,300.00	000100	8.4		250.00	016100	1,167.2
	1,496.25	000100	9.6		250.00	066800	38.1
	2,000.00	000100	0.4		250.00	069150	1,516.6
					300.00	000100	40.6
					300.00	002100	748.7
					300.00	010000	32.3
Wtd. Avg. Base & Total Tons	555.16		2,065.2	300.00	016100	304.6	
White Riesling *	150.00	000100	41.8	300.00	017200	60.3	
	300.00	005700	19.8	300.00	066850	237.0	
				300.00	067620	1,697.7	
Wtd. Avg. Base & Total Tons	198.21		61.6	350.00	000100	164.3	
Other White b/	1,200.00	000100	2.0	350.00	002100	5,274.9	
				386.85	046100	6,827.1	
				400.00	000100	152.6	
Wtd. Avg. Base & Total Tons	1,200.00		2.0	400.00	001900	6,351.0	
				400.00	002100	8,379.6	
				400.00	009800	126.2	
				400.00	016300	177.5	
				400.00	034500	158.9	
				400.00	042650	105.0	
				400.00	043625	2,515.3	
				400.00	046100	51.8	
				400.00	049900	150.4	
				400.00	056600	4,033.7	
				400.00	066850	295.7	
				400.00	067620	50.3	
				400.00	067875	490.0	
				425.00	001900	314.9	
				425.00	046100	1,419.4	
				425.00	056600	881.0	
				430.00	056600	132.3	
Wtd. Avg. Base & Total Tons	624.51		270.8	435.00	056600	399.1	
Alvarelhao	650.00	059400	11.0	450.00	046100	1,685.2	
	675.00	000100	4.0	450.00	056600	3,958.9	
Wtd. Avg. Base & Total Tons	656.67		15.0	475.00	056600	361.5	
				480.00	046100	93.9	
Barbera	225.00	005700	69.1	500.00	000100	628.2	
	250.00	046100	54.0	500.00	001900	939.8	
	400.00	046100	288.3	500.00	002100	262.4	
	500.00	000100	11.8	500.00	046100	3,510.7	
	550.00	059400	32.8	520.17	032225	4,230.5	
	650.00	014100	47.3	520.17	046100	656.9	
	651.00	016100	22.9	525.00	000100	62.9	
	675.00	059400	685.4	525.00	002100	402.4	
	700.00	012400	20.7	525.00	012100	388.7	
	775.00	059400	3.0	550.00	059400	297.4	
	800.00	017900	4.5	555.00	000100	305.1	
	800.00	067795	9.9	565.00	000100	164.5	
	1,200.00	000100	10.9	575.42	000100	739.9	
					575.42	012100	6,335.8
	Wtd. Avg. Base & Total Tons	569.59		1,260.6	575.42	067875	2,529.2
				600.00	000100	196.2	
Cabernet Franc	350.00	002100	2,409.9	600.00	010400	4.3	
	500.00	046100	707.4	600.00	012100	247.9	
	500.00	066850	108.4	632.96	012100	145.7	
	675.00	059400	304.3	633.62	067875	886.2	
	678.79	000100	435.7	650.00	000100	855.4	
	700.00	000100	180.2	650.00	012600	3.0	
	800.00	010400	27.2	650.00	013700	66.0	
	800.00	016100	5.0	650.00	016100	12.2	
	825.00	010400	3.9	650.00	059400	3,020.6	
	875.00	012400	131.1	650.00	061100	205.7	
					661.73	012600	98.8
	Wtd. Avg. Base & Total Tons	468.88		4,313.1	700.00	000100	383.1
					700.00	010000	23.2
Cabernet Sauvignon	60.00	000100	6.5	700.00	010400	14.1	
	75.00	031900	67.0	700.00	012100	139.2	
	125.00	000100	505.5	700.00	059400	17,950.3	
	150.00	042650	14.4	700.00	064875	71.0	
	150.00	043625	64.9	712.54	053500	276.2	

TABLE 8: BASE PRICE PAID TO GROWERS FOR GRAPES CRUSHED AND DELIVERED TO CALIFORNIA PROCESSORS FROM THE 2001 CROP WITH BRIX FACTORS AND PURCHASED TONNAGE, BY TYPE, VARIETY, REPORTING DISTRICT WHERE GROWN, AND WEIGHTED AVERAGE BASE PRICE.

District, Type, and Variety	Base Price Per Ton	Brix Factors	Tons
	Dollars	Code a/	

District, Type, and Variety	Base Price Per Ton	Brix Factors	Tons
	Dollars	Code a/	

DISTRICT 11 (Cont'd.)

Cabernet Sauvignon (Cont'd.)	712.54	061100	239.3
	750.00	000100	289.1
	750.00	010400	31.4
	750.00	046100	2,560.9
	750.00	059400	142.0
	800.00	000100	234.5
	800.00	016100	128.5
	800.00	016300	24.7
	800.00	017700	64.5
	800.00	046100	917.7
	800.00	059400	991.0
	800.00	064875	182.1
	825.00	010400	32.0
	839.00	017700	52.1
	850.00	000100	26.2
	875.00	012400	403.7
	900.00	012100	173.7
	920.00	012600	1.6
	991.04	000100	267.5
	1,050.00	012100	25.9
	1,150.00	002000	32.8
	1,200.00	016100	20.0
	1,208.00	002000	110.4
	2,000.00	016300	3.6
Wtd. Avg. Base & Total Tons	507.66		106,672.9
Carignane	125.00	005700	472.4
	150.00	009800	359.3
	150.00	046100	3,000.5
	200.00	037120	18.2
	200.00	046100	1,077.6
	250.00	000100	66.7
	250.00	032225	134.4
	250.00	046100	595.0
	274.61	032225	115.1
	350.00	013700	42.0
	360.36	010000	19.0
	400.00	000100	67.8
	400.00	016100	47.6
	400.00	016350	16.8
	465.00	000100	7.6
	500.00	000100	38.1
	500.00	010400	10.3
	500.00	012100	469.1
	500.00	016100	2.9
	500.00	059400	262.8
	550.00	059400	100.2
	560.00	002300	57.8
	575.00	016500	31.4
	580.00	000100	21.3
	600.00	000100	10.4
	600.00	016100	5.8
	625.00	067620	70.0
	700.00	000100	9.6
	750.00	000100	126.0
	750.00	012600	3.6
	800.00	000100	5.9
	800.00	012600	2.0
	825.00	000100	12.3
Wtd. Avg. Base & Total Tons	243.71		7,279.5
Charbono	900.00	000100	1.9
Wtd. Avg. Base & Total Tons	900.00		1.9
Cinsaut *	500.00	000100	2.5
	900.00	000100	1.3
	900.00	012600	1.4
Wtd. Avg. Base & Total Tons	707.69		5.2
Dolcetto	800.00	010400	5.4
	1,000.00	000100	5.3
Wtd. Avg. Base & Total Tons	899.07		10.7

Early Burgundy	600.00	010400	3.0
Wtd. Avg. Base & Total Tons	600.00		3.0
Gamay (Napa) *	600.00	010400	3.4
Wtd. Avg. Base & Total Tons	600.00		3.4
Graciano	1,200.00	000100	1.1
Wtd. Avg. Base & Total Tons	1,200.00		1.1
Grenache *	160.00	005700	230.5
	500.00	000100	3.4
	700.00	012600	3.9
	800.00	000100	4.2
	900.00	000100	5.0
	900.00	012600	4.2
	1,100.00	018970	3.4
	1,200.00	012600	1.7
	1,200.00	018700	1.3
Wtd. Avg. Base & Total Tons	234.05		257.6
Malbec	350.00	002200	193.6
	500.00	066850	166.1
	525.00	012600	23.9
	575.98	067875	166.4
	600.00	010400	9.9
	675.00	059400	590.8
	900.00	000100	2.4
Wtd. Avg. Base & Total Tons	577.65		1,153.1
Mataro *	500.00	000100	5.5
	500.00	016100	5.5
	600.00	010400	2.9
	800.00	000100	7.7
	816.00	016100	4.0
	900.00	000100	3.0
Wtd. Avg. Base & Total Tons	677.06		28.6
Merlot	300.00	005700	74.7
	300.00	067620	917.9
	350.00	001900	7,815.0
	350.00	068250	520.3
	400.00	000100	200.1
	400.00	001900	114.7
	400.00	002100	1,479.5
	400.00	062500	164.2
	450.00	000100	87.0
	450.00	062800	368.5
	475.00	016100	112.0
	500.00	000100	63.8
	500.00	001900	173.2
	500.00	002100	1,201.0
	500.00	012100	2,258.4
	500.00	016300	2.2
	500.00	056600	313.2
	500.00	067875	499.3
	514.76	046100	2,203.1
	525.00	067875	662.5
	550.00	000100	116.1
	550.00	002100	224.7
	550.00	009900	59.3
	550.00	012300	66.8
	550.00	016100	571.8
	550.00	046100	712.3
	559.17	046100	5,616.5
	562.75	012100	1,176.0
	562.75	067875	2,581.3
	570.00	000100	100.6
	590.00	000100	298.8
	600.00	000100	385.7
	600.00	001900	52.3
	600.00	012100	209.3
	600.00	016200	191.2

TABLE 8: BASE PRICE PAID TO GROWERS FOR GRAPES CRUSHED AND DELIVERED TO CALIFORNIA PROCESSORS FROM THE 2001 CROP WITH BRIX FACTORS AND PURCHASED TONNAGE, BY TYPE, VARIETY, REPORTING DISTRICT WHERE GROWN, AND WEIGHTED AVERAGE BASE PRICE.

District, Type, and Variety	Base Price Per Ton	Brix Factors	Tons	District, Type, and Variety	Base Price Per Ton	Brix Factors	Tons	
	Dollars	Code a/			Dollars	Code a/		
DISTRICT 11 (Cont'd.)					1,100.00	016300	99.7	
Merlot (Cont'd.)	600.00	046100	298.1		1,100.00	017900	3.1	
	600.00	056600	6,908.7		1,200.00	000100	21.5	
	600.00	067875	517.4		1,200.00	012800	3.9	
	650.00	000100	10.5		1,200.00	016300	1.9	
	675.00	059400	8,865.7	Wtd. Avg. Base & Total Tons	605.01		4,760.8	
	700.00	000100	46.6	Pinot Noir	400.00	002200	631.7	
	700.00	010400	12.4		450.00	016100	40.7	
	700.00	012100	934.0		499.35	046100	519.7	
	700.00	046100	243.3		800.00	010400	23.9	
	750.00	017700	111.4		1,106.88	000100	1.6	
	750.00	046100	251.1	Wtd. Avg. Base & Total Tons	452.86		1,217.6	
	775.00	059400	617.0	Primitivo	300.00	002100	534.2	
	800.00	000100	50.8		Wtd. Avg. Base & Total Tons	300.00		534.2
	800.00	016100	108.2		Refosco *	250.00	002200	538.9
	825.00	010400	28.3	Wtd. Avg. Base & Total Tons		250.00		538.9
	850.00	000100	153.1	Rubired *	175.00	005700	27.3	
	900.00	061100	205.0		200.00	009800	104.0	
	930.00	000100	195.7		250.00	001900	453.5	
	1,000.00	010000	49.3		275.00	000100	175.5	
	1,100.00	017900	5.8		350.00	009800	80.6	
1,110.77	000100	95.3	350.00	010400	17.2			
1,200.00	000100	7.3	Wtd. Avg. Base & Total Tons	258.06		858.1		
1,200.00	016300	37.4	Ruby Cabernet	225.00	062800	121.6		
1,200.00	018200	41.3		Wtd. Avg. Base & Total Tons	225.00		121.6	
1,208.00	002000	71.8	Sangioveseto *	150.00	000100	223.2		
2,250.00	010400	4.8		250.00	002200	1,488.5		
Wtd. Avg. Base & Total Tons	547.95	51,463.6		400.00	000100	5.0		
Muscat Hamburg *	600.00	019470		9.0	450.00	046100	538.1	
	Wtd. Avg. Base & Total Tons	600.00		9.0	500.00	000100	50.1	
Petit Verdot	350.00	002200	380.5	575.42	011400	137.5		
	400.00	066850	28.6	600.00	000100	1,343.0		
	450.00	000100	11.9	600.00	010400	24.2		
	600.00	067875	56.2	675.00	000100	409.0		
	675.00	059400	52.4	800.00	000100	4.2		
	800.00	012600	0.7	Wtd. Avg. Base & Total Tons	438.97		4,222.8	
2,000.00	016300	2.6	Souzao	650.00	059400	17.9		
Wtd. Avg. Base & Total Tons	421.88	532.9		675.00	000100	4.7		
Petite Sirah	100.00	019200	0.3	Wtd. Avg. Base & Total Tons	655.20		22.6	
	250.00	009800	14.5	Syrah *	275.00	005700	78.3	
	350.00	005700	23.4		400.00	000100	24.3	
	400.00	002200	1,210.9		400.00	001900	702.9	
	500.00	067875	102.3		400.00	056600	73.9	
	525.00	017900	27.4		450.00	012400	49.1	
	591.52	046100	230.9	450.00	068770	406.5		
	591.52	067875	1,109.9	483.33	000100	665.3		
	600.00	010400	14.2	500.00	001900	426.8		
	600.00	012400	78.8	500.00	066400	44.0		
	600.00	046100	22.8	500.00	066850	299.0		
	600.00	062500	119.9	500.00	068770	1,115.9		
	600.00	066850	339.9	550.00	000100	516.1		
	625.00	000100	74.8	550.00	061100	165.5		
	675.00	000100	343.3	550.00	061600	567.4		
	675.00	016100	39.5	575.42	000100	120.0		
	679.77	000100	35.6	600.00	000100	137.9		
	679.77	061100	270.3	600.00	016200	152.7		
	775.00	017900	7.5	650.00	000100	1,163.7		
	800.00	000100	48.8	650.00	010000	22.4		
	800.00	002300	37.3	650.00	016100	37.6		
	800.00	017900	46.2	650.00	068770	134.7		
	820.00	012600	1.4	684.42	000100	552.7		
	850.00	012400	24.7	700.00	000100	122.4		
	850.00	016100	4.5	700.00	012600	11.5		
	875.00	016100	21.3					
	900.00	000100	108.0					
	900.00	012600	7.3					
	900.00	017300	76.0					
	950.00	000100	11.9					
	1,000.00	000100	100.1					
	1,000.00	067655	12.6					
1,015.00	016300	24.4						
1,100.00	000100	40.0						

TABLE 8: BASE PRICE PAID TO GROWERS FOR GRAPES CRUSHED AND DELIVERED TO CALIFORNIA PROCESSORS FROM THE 2001 CROP WITH BRIX FACTORS AND PURCHASED TONNAGE, BY TYPE, VARIETY, REPORTING DISTRICT WHERE GROWN, AND WEIGHTED AVERAGE BASE PRICE.

District, Type, and Variety	Base Price Per Ton	Brix Factors	Tons
	Dollars	Code a/	

District, Type, and Variety	Base Price Per Ton	Brix Factors	Tons
	Dollars	Code a/	

DISTRICT 11 (Cont'd.)

	350.00	001300	1,589.5			
	350.00	004600	231.5			
	350.00	004930	254.4			
	350.00	004960	650.8			
	350.00	023000	1,426.2			
	350.00	024350	2,187.6			
	350.00	025000	1,982.2			
	350.00	025900	573.8			
	350.00	028950	7,604.8			
	363.00	000100	167.2			
	363.00	027100	1,844.7			
	375.00	025000	131.4			
	395.73	024350	3,796.9			
	400.00	000100	58.6			
	400.00	001200	17,271.5			
	400.00	005100	4,239.0			
	400.00	006300	3.0			
	400.00	066800	317.3			
	400.00	069150	421.9			
	440.28	000100	282.4			
	450.00	000100	28.3			
	450.00	062500	597.3			
	465.00	008400	65.0			
	500.00	000100	314.5			
	500.00	002100	638.6			
	500.00	009800	10.1			
	500.00	027400	2,189.1			
	500.00	027600	1,726.0			
	500.00	027700	593.3			
	500.00	046100	226.6			
	500.00	062800	92.8			
	500.00	066800	327.0			
	500.00	066850	39.9			
	500.00	068770	128.9			
	550.00	000100	88.8			
	550.00	046100	58.9			
	575.42	000100	313.6			
	597.99	046100	1,006.6			
	600.00	000100	517.9			
	600.00	002100	300.2			
	600.00	009800	37.3			
	600.00	016100	15.5			
	600.00	024350	322.2			
	600.00	046100	703.8			
	600.00	066800	149.7			
	600.00	066850	95.0			
	600.00	068770	947.8			
	650.00	010100	3.0			
	650.00	012600	3.0			
	650.00	014100	73.7			
	650.00	046100	12,499.3			
	650.00	066800	798.7			
	700.00	000100	1,073.1			
	700.00	002300	40.5			
	700.00	010400	23.0			
	700.00	059400	5,290.2			
	700.00	066800	164.6			
	725.00	000100	26.9			
	725.00	017300	28.9			
	750.00	000100	1,821.1			
	750.00	017300	14.1			
	750.00	055100	154.8			
	750.00	068320	156.7			
	772.20	000100	122.3			
	800.00	000100	350.4			
	800.00	002200	40.0			
	800.00	012600	1.9			
	800.00	013700	105.3			
	800.00	014100	79.8			
	800.00	016300	70.7			
	800.00	017700	47.6			
	800.00	017900	29.2			
	800.00	046100	4,332.5			
	800.00	059400	367.0			
	850.00	000100	393.4			
	850.00	016300	35.2			
	875.00	010400	11.3			
	875.00	068750	17.8			
	900.00	000100	1,083.7			
Syrah * (Cont'd.)	700.00	059400	2,362.4			
	750.00	000100	282.2			
	750.00	016100	144.1			
	800.00	000100	292.2			
	800.00	017900	7.0			
	800.00	059400	3.0			
	825.00	010400	25.6			
	875.00	016100	122.3			
	900.00	000100	116.7			
	1,000.00	000100	95.0			
	1,000.00	002000	86.9			
	1,000.00	010400	4.3			
	1,050.00	018200	14.5			
	1,100.00	017900	44.3			
	1,200.00	000100	21.0			
	1,200.00	012800	11.5			
	1,200.00	016300	10.2			
	1,200.00	016400	26.9			
	1,200.00	017700	137.1			
	1,200.00	018100	12.1			
	1,208.00	002000	28.6			
	1,350.00	000100	16.7			
	1,400.00	000100	12.8			
	1,500.00	017900	8.5			
Wtd. Avg. Base & Total Tons	622.62		11,476.5			
Tannat	350.00	002200	277.2			
Wtd. Avg. Base & Total Tons	350.00		277.2			
Tempranillo *	1,000.00	010400	0.3			
	1,200.00	000100	1.0			
Wtd. Avg. Base & Total Tons	1,153.85		1.3			
Tinta Cao	200.00	016500	0.8			
	650.00	059400	1.6			
Wtd. Avg. Base & Total Tons	500.00		2.4			
Touriga Nacional *	200.00	016300	0.9			
	650.00	059400	51.8			
	675.00	000100	8.4			
	800.00	012600	0.8			
Wtd. Avg. Base & Total Tons	648.79		61.9			
Trousseau *	650.00	059400	6.6			
	675.00	059400	3.3			
	800.00	012600	1.5			
Wtd. Avg. Base & Total Tons	676.97		11.4			
Zinfandel	200.00	005100	88.0			
	200.00	016300	0.9			
	200.00	026300	1,594.0			
	250.00	000100	511.2			
	250.00	005100	1,181.0			
	250.00	028950	1,497.8			
	275.00	005700	168.3			
	300.00	000100	5,707.5			
	300.00	000600	618.8			
	300.00	000900	1,059.0			
	300.00	001100	2,515.2			
	300.00	002695	55.5			
	300.00	004000	426.1			
	300.00	005100	18,002.8			
	300.00	022450	660.7			
	300.00	024350	2,736.2			
	300.00	026550	563.2			
	325.00	000100	257.1			
	325.00	024350	345.7			
	348.78	024350	985.1			
	350.00	000100	1,052.0			
	350.00	001000	158.4			
	350.00	001100	268.5			

TABLE 8: BASE PRICE PAID TO GROWERS FOR GRAPES CRUSHED AND DELIVERED TO CALIFORNIA PROCESSORS FROM THE 2001 CROP WITH BRIX FACTORS AND PURCHASED TONNAGE, BY TYPE, VARIETY, REPORTING DISTRICT WHERE GROWN, AND WEIGHTED AVERAGE BASE PRICE.

District, Type, and Variety	Base Price Per Ton	Brix Factors	Tons	District, Type, and Variety	Base Price Per Ton	Brix Factors	Tons
	Dollars	Code a/			Dollars	Code a/	
DISTRICT 11 (Cont'd.)							
Zinfandel (Cont'd.)	900.00	016100	43.7		400.00	001900	558.2
	900.00	016300	265.8		400.00	002000	324.2
	900.00	017700	43.8		400.00	046100	319.2
	950.00	015800	202.8		400.00	066800	445.4
	950.00	016300	96.2		445.00	046100	2,213.2
	975.00	000100	22.3		450.00	046100	2,945.2
	980.00	000100	15.4		500.00	001900	132.8
	1,000.00	000100	656.5		500.00	042350	259.2
	1,000.00	002300	28.5		500.00	046100	1,330.4
	1,000.00	010400	35.9		525.00	012400	5.0
	1,000.00	012400	3.7		650.00	013700	43.5
	1,000.00	012600	4.2		700.00	000100	100.4
	1,000.00	012800	7.7		785.08	000100	95.3
	1,000.00	014100	35.5		800.00	046100	148.3
	1,000.00	015800	92.3	Wtd. Avg. Base & Total Tons	321.21		31,376.5
	1,000.00	016100	24.7	Chenin Blanc	110.00	032700	415.6
	1,000.00	017900	8.6		120.00	037150	1,048.4
	1,000.00	068770	23.5		140.00	005700	117.9
	1,010.00	000100	333.4		165.00	037300	199.6
	1,100.00	000100	229.8		170.00	028950	723.1
	1,100.00	016300	37.7		175.00	000100	670.1
	1,111.00	010000	33.8		200.00	000100	204.6
	1,150.00	000100	31.0		200.00	032225	2,121.5
	1,200.00	000100	24.8		200.00	032700	446.1
	1,200.00	008400	5.3		250.00	001400	4,950.8
	1,200.00	012800	5.4		300.00	032700	617.5
	1,200.00	014100	24.4	Wtd. Avg. Base & Total Tons	211.77		11,515.2
	1,200.00	018400	1.6	French Colombard	75.00	000100	2,400.0
	1,400.00	000100	61.6		75.00	009800	77.4
	1,500.00	018200	23.3		107.50	000100	390.7
	1,830.00	016500	5.1		110.00	000100	6,780.5
Wtd. Avg. Base & Total Tons	454.10		128,710.4		110.00	030350	752.8
Other Red b/	200.00	016100	10.5		110.00	032225	223.7
	1,200.00	000100	20.4		110.00	037400	1,187.9
Wtd. Avg. Base & Total Tons	860.19		30.9		120.00	030350	1,971.7
					125.00	009500	617.4
					145.00	032225	10,950.6
					150.00	000100	293.3
					150.00	032225	1,424.2
					160.00	000100	236.5
					175.00	037400	3,131.0
					185.00	037400	2,457.3
					200.00	037400	368.2
				Wtd. Avg. Base & Total Tons	134.83		33,263.2
				Malvasia Bianca *	75.00	000100	26.9
					80.00	000100	154.0
					200.00	001400	146.9
					250.00	000100	1,675.3
					250.00	001400	949.4
				Wtd. Avg. Base & Total Tons	237.05		2,952.5
				Muscat Blanc *	125.00	000100	269.0
					600.00	038600	41.4
				Wtd. Avg. Base & Total Tons	188.35		310.4
				Muscat Orange	600.00	038600	105.1
				Wtd. Avg. Base & Total Tons	600.00		105.1
				Pinot Gris *	400.00	000100	362.2
					500.00	046100	179.4
					600.00	001600	828.2
				Wtd. Avg. Base & Total Tons	534.02		1,369.8
				Sauvignon Blanc	350.00	000100	376.1
					350.00	046250	613.5
					450.00	000100	2,672.3
					450.00	034950	555.9
DISTRICT 12							
RAISIN GRAPES							
Thompson Seedless	75.00	000100	165.7				
	75.00	032225	96.0				
	126.00	032225	1,097.2				
Wtd. Avg. Base & Total Tons	116.18		1,358.9				
WINE GRAPES (WHITE)							
Burger *	175.00	000800	1,155.2				
	200.00	022450	98.6				
	200.00	022800	666.9				
Wtd. Avg. Base & Total Tons	184.96		1,920.7				
Chardonnay *	60.00	037120	225.7				
	75.00	000100	358.3				
	100.00	008200	122.1				
	115.00	066800	1,093.7				
	120.00	037120	1,258.7				
	120.00	066600	1,809.2				
	120.00	066800	148.7				
	125.00	046100	286.7				
	150.00	046100	20.9				
	150.00	066800	501.1				
	200.00	005700	50.5				
	250.00	001900	1,537.8				
	300.00	002000	6,400.3				
	300.00	056600	1,223.6				
	325.00	048600	133.2				
	350.00	000100	59.7				
	350.00	002200	1,284.9				
	350.00	002300	3,649.9				
	350.00	046100	1,688.7				
	350.00	056600	602.5				

TABLE 8: BASE PRICE PAID TO GROWERS FOR GRAPES CRUSHED AND DELIVERED TO CALIFORNIA PROCESSORS FROM THE 2001 CROP WITH BRIX FACTORS AND PURCHASED TONNAGE, BY TYPE, VARIETY, REPORTING DISTRICT WHERE GROWN, AND WEIGHTED AVERAGE BASE PRICE.

District, Type, and Variety	Base Price Per Ton	Brix Factors	Tons
	Dollars	Code a/	

District, Type, and Variety	Base Price Per Ton	Brix Factors	Tons
	Dollars	Code a/	

DISTRICT 12 (Cont'd.)

Sauvignon Blanc (Cont'd.)	600.00	035560	646.8
Wtd. Avg. Base & Total Tons	449.60		4,864.6
Semillon	500.00	033400	798.6
	500.00	046100	351.4
Wtd. Avg. Base & Total Tons	500.00		1,150.0
Symphony	450.00	034875	110.6
Wtd. Avg. Base & Total Tons	450.00		110.6
Viognier	175.00	056300	48.2
	600.00	059400	121.0
Wtd. Avg. Base & Total Tons	478.93		169.2

WINE GRAPES (RED)

Alicante Bouschet *	1,350.00	000100	19.6
	1,500.00	016300	7.8
Wtd. Avg. Base & Total Tons	1,392.70		27.4
Barbera	75.00	000100	795.9
	75.00	036900	1,083.6
	110.00	056600	34.5
	140.00	046100	56.4
	450.00	046100	712.2
Wtd. Avg. Base & Total Tons	176.37		2,682.6
Cabernet Sauvignon	75.00	000100	4,439.6
	90.00	000100	325.0
	110.00	046100	377.2
	110.00	056600	22.8
	200.00	069150	1,304.2
	225.00	069150	178.5
	250.00	069150	896.2
	300.00	056600	854.9
	325.00	015075	101.1
	343.91	062500	734.4
	347.89	000100	70.7
	347.89	064850	75.9
	350.00	000100	23.8
	350.00	001900	5,595.0
	350.00	002400	800.4
	350.00	046100	1,178.7
	350.00	056600	2,796.8
	381.25	046100	1,471.9
	400.00	000100	411.9
	400.00	001900	825.5
	400.00	002100	68.2
	400.00	046100	602.0
	450.00	000100	76.2
	450.00	046100	140.0
	475.00	000100	198.0
	500.00	000100	189.2
	500.00	002100	137.5
	500.00	012400	0.5
	500.00	069150	1,192.0
	540.00	001900	1,526.0
	700.00	046100	1,007.4
	950.00	002000	285.3
	1,195.00	016100	7.9
Wtd. Avg. Base & Total Tons	331.26		27,914.7
Carignane	100.00	056025	52.1
	100.00	062800	945.1
	125.00	032225	472.0
	125.00	046100	1,986.2
	140.00	046100	66.9
	181.25	046100	1,966.7
	225.00	000100	34.6
	250.00	000100	166.4

	325.00	013000	201.3
Wtd. Avg. Base & Total Tons	150.67		5,891.3
Grenache *	90.00	000100	71.1
	100.00	000100	2,971.5
	100.00	007000	1,032.4
	100.00	009800	36.7
	100.00	026250	574.5
	115.00	026330	2,890.5
	125.00	037120	0.7
	140.00	005700	102.0
	175.00	000100	441.3
	175.00	012400	0.3
	185.00	000100	154.2
	200.00	000100	128.0
	200.00	007000	234.9
	200.00	030670	1,220.3
	250.00	046100	161.4
	250.00	058250	595.7
Wtd. Avg. Base & Total Tons	134.37		10,615.5
Merlot	300.00	000100	64.3
	300.00	046100	100.4
	300.00	062500	731.5
	300.00	068250	1,641.3
	325.00	002500	2,774.5
	350.00	000100	100.4
	350.00	001900	5,968.1
	350.00	068250	438.0
	400.00	001900	589.3
	400.00	015500	85.9
	400.00	046100	102.6
	450.00	001900	14.9
	450.00	046100	42.5
	467.56	012100	64.1
	475.00	000100	584.7
	495.00	000100	660.6
	500.00	046100	195.9
	500.00	056600	3,685.7
	500.00	058250	45.5
	532.15	001900	1,287.2
	675.00	015500	152.3
	700.00	000100	34.8
Wtd. Avg. Base & Total Tons	396.99		19,364.5
Mission	75.00	046100	49.2
	125.00	037120	1.4
	175.00	046100	682.6
Wtd. Avg. Base & Total Tons	168.19		733.2
Muscat Hamburg *	550.00	000100	89.1
Wtd. Avg. Base & Total Tons	550.00		89.1
Petite Sirah	75.00	000100	12.2
	400.00	000100	30.5
	400.00	002200	333.4
	600.00	046100	364.1
Wtd. Avg. Base & Total Tons	493.02		740.2
Pinot Noir	400.00	002200	615.5
	425.00	046100	221.0
Wtd. Avg. Base & Total Tons	406.60		836.5
Royalty	175.00	046100	9.3
	200.00	000100	34.6
Wtd. Avg. Base & Total Tons	194.70		43.9
Rubired *	75.00	000100	3,731.7
	125.00	046100	201.0
	130.00	009800	122.5
	200.00	046100	637.0

TABLE 8: BASE PRICE PAID TO GROWERS FOR GRAPES CRUSHED AND DELIVERED TO CALIFORNIA PROCESSORS FROM THE 2001 CROP WITH BRIX FACTORS AND PURCHASED TONNAGE, BY TYPE, VARIETY, REPORTING DISTRICT WHERE GROWN, AND WEIGHTED AVERAGE BASE PRICE.

District, Type, and Variety	Base Price Per Ton	Brix Factors	Tons
	Dollars	Code a/	

District, Type, and Variety	Base Price Per Ton	Brix Factors	Tons
	Dollars	Code a/	

DISTRICT 12 (Cont'd.)

Rubired * (Cont'd.)	250.00	000100	17.5
	250.00	002100	1,001.4
	250.00	067875	55.6
	350.00	046100	255.0
Wtd. Avg. Base & Total Tons	133.88		6,021.7
Ruby Cabernet	75.00	000100	1,015.5
	180.00	005700	93.4
	200.00	046100	441.5
	200.00	056300	71.2
	225.00	062800	160.7
	250.00	000100	19.2
	250.00	001900	1,553.7
	250.00	046100	782.4
	275.00	046100	94.4
	300.00	046100	187.1
	325.00	046100	851.5
	350.00	051400	431.4
	375.00	016100	88.9
	650.00	000100	129.9
	800.00	056800	146.2
Wtd. Avg. Base & Total Tons	257.96		6,067.0
Salvador	150.00	005700	33.7
Wtd. Avg. Base & Total Tons	150.00		33.7
Sangiovetto *	75.00	000100	65.1
Wtd. Avg. Base & Total Tons	75.00		65.1
Syrah *	150.00	069125	104.4
	250.00	067875	89.3
	350.00	002100	1,273.2
	350.00	046100	283.5
	350.00	056600	88.8
	350.00	066850	151.4
	400.00	001900	1,758.2
	402.99	000100	312.8
	475.00	000100	240.5
	525.00	050800	49.5
	600.00	012100	12.4
	600.00	015520	133.8
	800.00	064875	92.7
	865.00	000100	67.3
	1,000.00	000100	14.3
Wtd. Avg. Base & Total Tons	400.43		4,672.1
Tempranillo *	100.00	009800	52.1
	125.00	056025	76.2
	125.00	056600	49.0
	200.00	000100	69.7
Wtd. Avg. Base & Total Tons	140.89		247.0
Zinfandel	60.00	000100	28.9
	200.00	000100	624.8
	200.00	024600	314.5
	200.00	026300	5,656.0
	225.00	000100	62.1
	225.00	004200	1,281.5
	225.00	005100	342.1
	225.00	025450	716.6
	250.00	000700	2,215.5
	250.00	001100	245.2
	250.00	024350	4,285.3
	250.00	026250	125.0
	275.00	012400	0.1
	275.00	024350	92.3
	300.00	000100	113.2
	300.00	000700	1,399.9
	300.00	000900	326.6
	300.00	001100	8,585.6
	300.00	005100	1,106.1

	300.00	005700	65.8
	325.00	000100	294.5
	325.00	024350	663.7
	350.00	000100	4,467.7
	350.00	000800	492.7
	350.00	005100	456.5
	400.00	023600	4,985.7
	400.00	069150	562.6
	425.00	016100	25.6
	475.00	066800	80.0
	525.00	016700	69.1
	550.00	012400	19.9
	700.00	000100	101.8
	1,600.00	000100	1.7
Wtd. Avg. Base & Total Tons	293.41		39,808.6
Other Red b/	75.00	000100	162.4
	200.00	000100	52.0
Wtd. Avg. Base & Total Tons	105.32		214.4

DISTRICT 13

RAISIN GRAPES

Dovine	75.00	000100	252.4
Wtd. Avg. Base & Total Tons	75.00		252.4
Fiesta	75.00	000100	6,524.8
	126.00	032225	173.2
Wtd. Avg. Base & Total Tons	76.32		6,698.0
Sultana	75.00	032225	66.9
Wtd. Avg. Base & Total Tons	75.00		66.9
Thompson Seedless	15.00	000100	89.0
	75.00	000100	73,931.8
	75.00	009800	93.1
	75.00	028950	25,873.1
	75.00	030350	320.5
	75.00	031900	7,800.2
	75.00	032225	21,232.1
	75.00	041690	47.9
	100.00	009800	319.8
	110.00	008200	63.8
	115.00	009800	837.2
	123.14	032225	1,218.6
	126.00	032225	28,063.5
	130.00	032225	368.5
	150.00	032225	745.1
	160.00	000100	396.8
	160.00	032225	489.9
	250.00	001600	358.3
Wtd. Avg. Base & Total Tons	85.74		162,249.2

TABLE GRAPES

Flame Seedless *	75.00	000100	267.4
	75.00	024350	20.2
Wtd. Avg. Base & Total Tons	75.00		287.6
Malaga *	75.00	000100	101.1
	75.00	031900	362.1
	75.00	032225	128.2
	100.00	000100	891.9
	126.00	032225	645.4
Wtd. Avg. Base & Total Tons	100.94		2,128.7
Red Crimson *	80.00	000100	200.9
Wtd. Avg. Base & Total Tons	80.00		200.9

TABLE 8: BASE PRICE PAID TO GROWERS FOR GRAPES CRUSHED AND DELIVERED TO CALIFORNIA PROCESSORS FROM THE 2001 CROP WITH BRIX FACTORS AND PURCHASED TONNAGE, BY TYPE, VARIETY, REPORTING DISTRICT WHERE GROWN, AND WEIGHTED AVERAGE BASE PRICE.

District, Type, and Variety	Base Price Per Ton	Brix Factors	Tons
	Dollars	Code a/	

District, Type, and Variety	Base Price Per Ton	Brix Factors	Tons
	Dollars	Code a/	

DISTRICT 13 (Cont'd.)

Other Table b/	75.00	000100	8,231.9
	75.00	032225	46.7
	90.00	032225	34.3
Wtd. Avg. Base & Total Tons	75.06		8,312.9
WINE GRAPES (WHITE)			
Burger *	100.00	000100	204.6
	175.00	000600	24,257.7
Wtd. Avg. Base & Total Tons	174.37		24,462.3
Chardonnay *	75.00	000100	3,558.8
	120.00	042350	482.7
	120.00	066600	5,268.3
	120.00	066800	446.2
	125.00	008200	75.3
	125.00	046100	239.4
	125.00	046500	139.4
	130.00	008200	79.8
	200.00	002240	262.2
	250.00	042350	1,319.1
	291.18	000100	689.4
	300.00	000100	615.3
	300.00	002320	6,692.9
	300.00	012100	215.8
	300.00	037120	965.3
	300.00	042350	2,282.5
	300.00	046100	2,755.6
	300.00	046700	8,706.7
	325.00	045900	539.4
	350.00	000100	480.4
	350.00	002200	263.0
	350.00	037120	1,681.5
	350.00	046100	1,037.3
	350.00	066800	2,366.4
	394.12	046100	374.7
	394.38	046100	467.5
	397.56	046100	366.0
	400.00	046100	339.4
	425.00	009900	1,174.7
	500.00	013700	160.9
	500.00	046100	118.1
	500.00	048500	364.7
Wtd. Avg. Base & Total Tons	269.05		44,528.7
Chenin Blanc	75.00	000100	9,690.9
	110.00	000100	7,921.6
	110.00	028950	8,237.1
	110.00	032500	900.6
	110.00	037120	383.9
	120.00	001400	2,456.8
	120.00	008200	330.4
	120.00	030655	402.9
	135.00	032225	201.0
	150.00	028950	882.9
	160.00	028950	10,962.8
	165.00	028950	7,159.1
	175.00	024350	724.6
	180.00	028950	2,619.3
	185.00	001200	1,037.8
	200.00	000100	193.8
	200.00	028500	2,166.1
	200.00	028950	1,573.8
	200.00	032500	3,011.6
	225.00	000100	327.0
	225.00	006450	715.7
	226.86	028950	2,266.2
	250.00	006150	981.4
	275.00	001200	1,148.1
Wtd. Avg. Base & Total Tons	144.99		66,295.4
French Colombard	15.00	000100	21.6
	75.00	000100	23,338.2

	75.00	009800	229.0
	75.00	029100	214.9
	75.00	031900	986.0
	106.62	032225	693.8
	110.00	000100	72,997.9
	110.00	001600	511.9
	110.00	009800	106.7
	110.00	029100	956.6
	110.00	032225	28,013.8
	115.00	008200	1,049.1
	115.00	009800	237.8
	120.00	000100	1,129.6
	120.00	001200	12,005.1
	120.00	009800	2,079.0
	120.00	029100	8,838.0
	145.00	032225	15,966.4
	150.00	000100	396.0
	150.00	032225	10,842.6
	165.00	032225	1,894.4
	175.00	001200	4,185.5
	175.00	029100	1,413.2
	175.00	030200	5,598.9
	175.00	030350	2,738.9
	175.00	032225	966.5
	180.00	028950	1,934.9
	180.00	032225	7,428.7
	185.00	032225	2,038.3
	200.00	000100	2,017.1
	200.00	028950	3,188.5
	225.00	000100	67.3
	385.00	000100	142.5
Wtd. Avg. Base & Total Tons	122.98		214,228.7
Malvasia Bianca *	75.00	000100	813.1
	185.00	046100	98.3
	200.00	001400	273.2
	200.00	005700	250.8
	300.00	000100	463.6
	425.00	000100	1.1
	625.00	017900	41.8
Wtd. Avg. Base & Total Tons	180.05		1,941.9
Muscat Blanc *	75.00	000100	374.3
	80.00	000100	1,580.0
	125.00	000100	46.8
	125.00	046400	158.9
	200.00	000100	21.6
	225.00	000100	8.6
	240.00	000100	72.0
	300.00	028950	226.1
	350.00	000100	7.9
	350.00	026250	184.7
	350.00	030350	446.9
	400.00	018300	22.0
	500.00	009800	135.7
	500.00	019950	2.0
	600.00	000100	176.3
Wtd. Avg. Base & Total Tons	195.97		3,463.8
Muscat Orange	328.09	000100	128.3
	500.00	000100	2.7
	800.00	010100	7.0
Wtd. Avg. Base & Total Tons	355.39		138.0
Muscat of Alexandria	75.00	000100	2,248.9
	75.00	031900	339.0
	75.00	037120	92.1
	100.00	010000	210.1
	100.00	012400	80.7
	100.00	046400	2,951.7
	125.00	000100	115.2
	125.00	005700	132.3
	125.00	037120	57.3
	125.00	046200	99.0
	125.00	046400	168.0

TABLE 8: BASE PRICE PAID TO GROWERS FOR GRAPES CRUSHED AND DELIVERED TO CALIFORNIA PROCESSORS FROM THE 2001 CROP WITH BRIX FACTORS AND PURCHASED TONNAGE, BY TYPE, VARIETY, REPORTING DISTRICT WHERE GROWN, AND WEIGHTED AVERAGE BASE PRICE.

District, Type, and Variety	Base Price Per Ton	Brix Factors	Tons	District, Type, and Variety	Base Price Per Ton	Brix Factors	Tons
	Dollars	Code a/			Dollars	Code a/	
DISTRICT 13 (Cont'd.)							
Muscat of Alexandria (Cont'd.)	125.00	046500	721.4		75.00	054500	60.4
	135.00	037120	935.6		716.00	009600	2.1
	175.00	012100	49.3	Wtd. Avg. Base & Total Tons	67.71		802.4
	175.00	037120	1,252.5	WINE GRAPES (RED)			
	200.00	000100	50.4	Aleatico	350.00	009100	25.3
	200.00	002200	28.9	Wtd. Avg. Base & Total Tons	350.00		25.3
	200.00	016400	164.6	Alicante Bouschet *	75.00	046100	40.8
	225.00	000100	2,859.3		78.00	000100	203.9
	225.00	037120	821.6		145.00	000100	19.1
	250.00	000100	1,984.2		250.00	046100	1,180.8
	250.00	026250	678.3		500.00	012100	22.0
	250.00	032225	256.1		750.00	012400	20.3
	250.00	037120	6,282.5	Wtd. Avg. Base & Total Tons	230.79		1,486.9
	250.00	046100	1,535.9	Barbera	75.00	000100	8,925.2
	400.00	012400	22.5		75.00	009800	275.4
Wtd. Avg. Base & Total Tons	191.04		24,137.4		75.00	012400	116.3
Palomino *	75.00	007800	32.0		110.00	000100	10,314.3
	100.00	000100	871.9		110.00	002200	75.8
	100.00	028950	1,482.2		110.00	046100	2,580.9
	100.00	032200	439.7		125.00	009800	44.3
	100.00	032225	338.2		125.00	046100	2,140.3
	125.00	005700	79.8		160.00	046100	54.9
	126.00	032225	443.6		165.00	046100	2,596.4
	150.00	000100	287.9		200.00	000100	5.2
	350.00	000100	6.3		200.00	046100	4,840.2
Wtd. Avg. Base & Total Tons	107.21		3,981.6		215.00	046100	884.0
Sauvignon Blanc	75.00	000100	25.6		225.00	046100	1,951.7
	110.00	034950	97.3		240.00	001600	808.6
	275.00	009800	48.3		250.00	000100	991.0
	275.00	012400	82.4		250.00	001900	99.3
	300.00	000100	326.7		250.00	036900	3,889.2
	350.00	008200	316.4		250.00	046100	33,715.7
	350.00	009600	247.8		275.00	000100	132.9
Wtd. Avg. Base & Total Tons	300.61		1,144.5	Wtd. Avg. Base & Total Tons	192.61		74,441.6
Semillon	338.75	032225	852.4	Cabernet Sauvignon	75.00	000100	4,498.1
	350.00	000100	303.3		75.00	009800	6.0
Wtd. Avg. Base & Total Tons	341.70		1,155.7		75.00	031900	868.6
St. Emilion *	150.00	005100	832.6		75.00	062480	101.9
	225.00	005100	294.4		90.00	000100	98.9
Wtd. Avg. Base & Total Tons	169.59		1,127.0		100.00	000100	569.8
Symphony	75.00	046100	267.7		100.00	010000	135.9
	125.00	002100	1,085.7		100.00	012100	121.6
	241.00	045350	8.5		100.00	069150	377.0
	250.00	007300	2,085.6		125.00	009800	27.1
	250.00	007400	474.3		180.00	005700	131.6
	400.00	000100	85.7		275.18	046100	478.4
Wtd. Avg. Base & Total Tons	207.63		4,007.5		300.00	012400	39.2
Viognier	75.00	000100	250.3		300.00	012950	5.0
	75.00	032225	21.9		300.00	046100	25,335.0
	450.00	000100	0.9		320.27	000100	420.6
	550.00	000100	49.4		350.00	002100	1,021.6
	600.00	000100	215.4		350.00	046100	688.0
	1,000.00	016100	11.0		400.00	000100	5.9
	1,200.00	016100	66.1		443.00	045325	166.1
Wtd. Avg. Base & Total Tons	435.04		615.0		500.00	046100	175.8
White Riesling *	225.00	009800	53.5		500.00	069150	3,515.4
Wtd. Avg. Base & Total Tons	225.00		53.5		600.00	000100	271.3
Other White b/	12.00	000100	114.2	Wtd. Avg. Base & Total Tons	284.95		39,058.8
	75.00	000100	9.9	Carignane	75.00	000100	4,026.1
	75.00	024350	603.6		75.00	010000	43.1
	75.00	031900	12.2		75.00	012100	55.0
					75.00	031900	100.4
					75.00	046100	1,060.8
					90.00	046100	58.1
					100.00	000100	322.3
					100.00	046100	10,304.4
					125.00	009800	418.3
					125.00	046100	1,946.7

TABLE 8: BASE PRICE PAID TO GROWERS FOR GRAPES CRUSHED AND DELIVERED TO CALIFORNIA PROCESSORS FROM THE 2001 CROP WITH BRIX FACTORS AND PURCHASED TONNAGE, BY TYPE, VARIETY, REPORTING DISTRICT WHERE GROWN, AND WEIGHTED AVERAGE BASE PRICE.

District, Type, and Variety	Base Price Per Ton	Brix Factors	Tons	District, Type, and Variety	Base Price Per Ton	Brix Factors	Tons
	Dollars	Code a/			Dollars	Code a/	
DISTRICT 13 (Cont'd.)					175.00	012400	23.1
Carignane (Cont'd.)	150.00	005700	68.7		177.25	000100	268.2
	181.25	046100	4,102.0		185.00	009800	49.2
	185.00	046100	980.2		200.00	000100	2.0
	200.00	046100	450.8		200.00	062800	538.1
	222.23	046100	345.6		200.00	068250	49.9
	275.00	012400	46.8		225.00	012400	61.2
	275.00	046200	1,961.4		225.00	066800	989.5
					225.00	068250	3,986.7
Wtd. Avg. Base & Total Tons	129.87		26,290.7		250.00	002200	93.8
Carmine	300.00	012300	149.4		300.00	000100	1,013.2
	500.00	000100	18.4		300.00	002200	107.2
Wtd. Avg. Base & Total Tons	321.93		167.8		300.00	002400	1,480.7
Carnelian	75.00	000100	215.4		300.00	046100	14,291.8
	75.00	031900	51.4		350.00	002200	4,848.7
	75.00	046100	158.7		350.00	042350	518.1
	100.00	000100	61.7		350.00	046100	1,587.8
	115.00	009800	107.4		350.00	068250	1,351.9
	120.00	009800	106.4		400.00	000100	861.4
	200.00	046100	3,205.4		400.00	001900	1,624.0
					400.00	009800	156.7
Wtd. Avg. Base & Total Tons	180.29		3,906.4		400.00	045900	30.7
Centurian	75.00	000100	104.5		450.00	028950	352.7
	100.00	012100	47.3		500.00	046100	176.3
	200.00	056300	72.1		600.00	000100	623.1
	250.00	046100	843.2		950.00	000100	32.1
	300.00	046100	546.8				
Wtd. Avg. Base & Total Tons	259.30		1,867.5	Wtd. Avg. Base & Total Tons	311.27		35,622.1
Gamay (Napa) *	75.00	000100	451.6	Mission	75.00	031900	543.9
	275.00	036750	464.7		90.00	032225	207.3
Wtd. Avg. Base & Total Tons	176.43		916.3		100.00	012400	223.7
Grenache *	75.00	000100	8,750.6		100.00	046100	551.6
	75.00	010000	469.6		175.00	000100	491.7
	75.00	031900	5.8		175.00	046100	5,927.8
	100.00	000100	7,239.9	Wtd. Avg. Base & Total Tons	158.62		7,946.0
	100.00	006300	66.2	Nebbiolo	250.00	010000	9.8
	100.00	009800	46.1		Wtd. Avg. Base & Total Tons	250.00	9.8
	100.00	026250	589.4	Petite Sirah	200.00	010000	22.9
	100.00	028950	337.1		200.00	016300	50.3
	115.00	000100	491.0		300.00	045350	151.7
	115.00	001100	382.5		400.00	045600	106.9
	115.00	026330	9,124.2	Wtd. Avg. Base & Total Tons	310.16		331.8
	150.00	000100	8,109.6	Pinot Noir	275.00	045350	29.4
	165.00	000100	14,082.1		Wtd. Avg. Base & Total Tons	275.00	29.4
	165.00	006300	672.6	Royalty	75.00	000100	1,268.1
	175.00	000100	2,504.2		125.00	046100	193.0
	175.00	026050	499.0		175.00	046100	576.8
	185.00	000100	8,678.8		200.00	000100	164.9
	200.00	026250	255.5		200.00	045600	250.3
220.00	026250	2,564.7		250.00	046100	190.9	
250.00	012400	53.5	Wtd. Avg. Base & Total Tons	132.73		2,644.0	
250.00	026250	940.8	Rubired *	30.00	000100	77.7	
250.00	028950	1,658.4		75.00	000100	9,947.8	
Wtd. Avg. Base & Total Tons	144.10		67,521.6		75.00	009800	38.4
Lagrein	400.00	030150	188.0		75.00	010000	445.7
Wtd. Avg. Base & Total Tons	400.00		188.0		75.00	012600	541.3
Malbec	1,000.00	009600	3.7		75.00	036900	5,736.5
					75.00	046100	937.0
Wtd. Avg. Base & Total Tons	1,000.00		3.7		75.00	056300	91.6
Merlot	75.00	000100	121.4		80.00	000100	56.3
	75.00	031900	20.4		90.00	046100	97.8
	100.00	046100	208.9		100.00	009800	85.2
	150.00	000100	50.9		100.00	046100	46.0
	175.00	010100	102.4		110.00	009800	174.4
					110.00	012400	31.6
					125.00	009800	74.1
					125.00	046100	8,490.4
					150.00	009800	88.3

TABLE 8: BASE PRICE PAID TO GROWERS FOR GRAPES CRUSHED AND DELIVERED TO CALIFORNIA PROCESSORS FROM THE 2001 CROP WITH BRIX FACTORS AND PURCHASED TONNAGE, BY TYPE, VARIETY, REPORTING DISTRICT WHERE GROWN, AND WEIGHTED AVERAGE BASE PRICE.

District, Type, and Variety	Base Price Per Ton	Brix Factors	Tons	District, Type, and Variety	Base Price Per Ton	Brix Factors	Tons
	Dollars	Code a/			Dollars	Code a/	
DISTRICT 13 (Cont'd.)							
Rubired * (Cont'd.)	170.00	005700	103.7		200.00	046400	26.2
	175.00	032225	368.4		225.00	005700	76.3
	200.00	009800	211.7		250.00	002100	107.9
	200.00	046100	21,336.9		250.00	002400	577.4
	217.46	046100	140.9		250.00	002500	407.6
	231.39	046100	675.5		250.00	046100	1,594.9
	247.16	000100	406.7		269.00	000100	103.7
	250.00	002000	1,177.6		300.00	000100	24.1
	250.00	009800	248.1		300.00	012950	17.5
	250.00	010000	264.6		300.00	046100	1,038.9
	250.00	016100	47.4		300.00	062840	139.8
	250.00	046100	21,557.2		300.00	066800	266.2
	300.00	000100	516.9		300.00	069125	998.3
	300.00	009800	507.3		325.00	014100	659.6
	300.00	045350	278.2		329.35	046100	811.6
	300.00	046100	952.4		358.51	000100	16.2
	300.00	056025	70.6		400.00	000100	866.0
	325.00	046100	1,553.0		400.00	045900	67.2
	350.00	001900	87.5		500.00	016300	8.0
	350.00	046100	2,002.5		600.00	000100	9.8
	350.00	056025	164.1		600.00	019100	13.9
	400.00	000100	381.3		656.00	016100	10.7
					750.00	019980	1.0
					900.00	000100	3.0
					1,000.00	000100	52.6
Wtd. Avg. Base & Total Tons	188.88		80,012.6	Wtd. Avg. Base & Total Tons	204.85		20,803.7
Ruby Cabernet	75.00	000100	188.4	Tannat	250.00	000100	4.0
	75.00	046100	25.9				
	90.00	046100	59.1	Wtd. Avg. Base & Total Tons	250.00		4.0
	175.00	046100	1,345.3	Tempranillo *	75.00	031900	11.0
	200.00	000100	947.6		275.00	046100	1,475.2
	200.00	002100	303.2		400.00	000100	12.0
	200.00	010000	124.9	Wtd. Avg. Base & Total Tons	274.53		1,498.2
	200.00	046100	5,369.5	Tinta Cao	515.00	000100	4.9
	225.00	062800	3,672.9				
	250.00	001900	535.7	Wtd. Avg. Base & Total Tons	515.00		4.9
	250.00	030200	429.3	Tinta Madeira	515.00	000100	30.1
	250.00	037120	1,242.5				
	250.00	046100	22,944.3	Wtd. Avg. Base & Total Tons	515.00		30.1
	271.50	000100	159.3	Touriga Nacional *	365.00	012400	4.1
	300.00	000100	291.5		515.00	000100	22.6
	300.00	001900	140.7		700.00	000100	0.5
	300.00	046100	143.6	Wtd. Avg. Base & Total Tons	495.79		27.2
	350.00	012100	152.2	Zinfandel	150.00	024600	548.9
	350.00	046100	2,157.4		175.00	000100	1,969.9
	375.00	000100	172.6		200.00	000100	3,036.4
	375.00	046100	176.9		200.00	001200	3,942.3
	400.00	046100	732.0		200.00	024350	87.3
Wtd. Avg. Base & Total Tons	246.12		41,314.8		200.00	024600	9,184.3
Salvador	75.00	000100	186.8		225.00	000100	323.4
Wtd. Avg. Base & Total Tons	75.00		186.8		225.00	023950	11,260.4
Sangiovese *	75.00	000100	1,081.1		225.00	024350	1,814.4
	75.00	046100	48.1		225.00	024600	1,041.1
	185.00	032225	726.8		250.00	000100	491.2
	450.00	046100	494.8		250.00	001100	996.2
	500.00	012950	5.0		250.00	021700	765.2
	900.00	016100	5.0		250.00	022450	5,709.4
Wtd. Avg. Base & Total Tons	190.11		2,360.8		250.00	024300	150.7
Souzao	515.00	000100	22.6		250.00	024350	14,217.7
Wtd. Avg. Base & Total Tons	515.00		22.6		250.00	024500	82.2
Syrah *	75.00	046100	334.4		250.00	024600	453.0
	110.00	046100	1,744.5		250.00	026250	961.9
	125.00	016100	30.8		298.18	024350	305.6
	125.00	056300	883.2		300.00	000100	319.1
	126.25	012600	26.8		300.00	000700	354.7
	150.00	012400	45.7		300.00	001100	5,038.6
	150.00	012600	47.1		300.00	022450	1,403.8
	150.00	046100	6,882.1		303.50	024350	1,075.5
	150.00	069125	1,536.0		350.00	009800	46.4
	175.00	046100	1,374.7		400.00	012950	11.5

TABLE 8: BASE PRICE PAID TO GROWERS FOR GRAPES CRUSHED AND DELIVERED TO CALIFORNIA PROCESSORS FROM THE 2001 CROP WITH BRIX FACTORS AND PURCHASED TONNAGE, BY TYPE, VARIETY, REPORTING DISTRICT WHERE GROWN, AND WEIGHTED AVERAGE BASE PRICE.

District, Type, and Variety	Base Price Per Ton	Brix Factors	Tons
	Dollars	Code a/	

District, Type, and Variety	Base Price Per Ton	Brix Factors	Tons
	Dollars	Code a/	

DISTRICT 13 (Cont'd.)

Zinfandel (Cont'd.)	750.00	019980	1.0
	1,100.00	000100	44.5
Wtd. Avg. Base & Total Tons	236.24		65,636.6
Other Red b/	30.00	010000	102.6
	75.00	031900	15.3
	75.00	054500	115.5
	300.00	000100	2.5
	716.00	000100	2.9
	900.00	017900	2.5
Wtd. Avg. Base & Total Tons	74.45		241.3

DISTRICT 14

RAISIN GRAPES

Thompson Seedless	15.00	000100	45.4
	71.50	002850	3,751.5
	75.00	000100	2,238.4
	75.00	002850	9,777.1
	75.00	009800	186.1
	75.00	028950	2,146.6
	75.00	031900	1,427.0
	75.00	032225	23.9
	160.00	000100	3,521.1
Wtd. Avg. Base & Total Tons	87.26		23,117.1

TABLE GRAPES

Calmeria	65.00	002850	2,204.6
Wtd. Avg. Base & Total Tons	65.00		2,204.6
Cardinal	59.15	002850	18.5
Wtd. Avg. Base & Total Tons	59.15		18.5
Christmas Rose	71.50	002850	447.0
Wtd. Avg. Base & Total Tons	71.50		447.0
Emerald Seedless *	65.98	002850	235.5
Wtd. Avg. Base & Total Tons	65.98		235.5
Emperor	59.15	002850	469.1
Wtd. Avg. Base & Total Tons	59.15		469.1
Flame Seedless *	69.88	002850	596.4
	71.50	002850	2,765.0
Wtd. Avg. Base & Total Tons	71.21		3,361.4
Italia *	70.20	002850	628.3
Wtd. Avg. Base & Total Tons	70.20		628.3
Malaga *	180.00	028950	1,677.8
Wtd. Avg. Base & Total Tons	180.00		1,677.8
Red Crimson *	65.68	002850	173.6
	65.98	002850	2,996.0
	80.00	000100	25.9
Wtd. Avg. Base & Total Tons	66.08		3,195.5
Red Globe *	71.18	002850	5,747.2
	75.00	000100	26.3
Wtd. Avg. Base & Total Tons	71.20		5,773.5

Red Seedless	69.55	002850	838.9
Wtd. Avg. Base & Total Tons	69.55		838.9
Ribier	61.43	002850	152.5
Wtd. Avg. Base & Total Tons	61.43		152.5
Ruby Seedless *	71.50	002850	1,827.2
Wtd. Avg. Base & Total Tons	71.50		1,827.2
Sugraone *	71.50	002850	140.3
Wtd. Avg. Base & Total Tons	71.50		140.3
Other Table b/	66.63	002850	174.0
	71.50	002850	321.6
	75.00	000100	816.0
	90.00	032225	21.2
	91.18	032225	15.4
	160.00	000100	1,776.5
Wtd. Avg. Base & Total Tons	122.68		3,124.7

WINE GRAPES (WHITE)

Burger *	175.00	003200	1,594.5
	180.00	003230	2,788.8
	180.00	020755	644.9
	185.00	003235	806.1
Wtd. Avg. Base & Total Tons	179.32		5,834.3
Chardonnay *	74.75	002850	7.5
	75.00	000100	10,573.6
	75.00	031900	27.7
	85.00	012100	206.8
	120.00	000100	297.9
	120.00	002200	643.7
	120.00	066600	492.5
	250.00	002200	13,529.9
	300.00	002200	924.0
	300.00	046100	380.9
	400.00	009100	190.4
	500.00	000100	1,564.2
	500.00	008630	52.8
	500.00	015200	182.7
Wtd. Avg. Base & Total Tons	197.26		29,074.6
Chenin Blanc	71.18	002850	677.1
	75.00	000100	1,879.5
	88.00	009800	179.1
	88.00	012400	45.4
	110.00	000100	11,261.2
	110.00	028950	384.4
	120.00	001400	1,230.5
	125.00	000100	543.8
	150.00	028950	1,724.4
	175.00	028950	459.0
	180.00	028950	1,484.5
	185.00	028950	3,308.4
	225.00	000100	1,317.8
Wtd. Avg. Base & Total Tons	131.47		24,495.1
Emerald Riesling	125.00	008700	389.5
	200.00	028950	1,471.3
Wtd. Avg. Base & Total Tons	184.30		1,860.8
French Colombard	71.50	002850	684.7
	75.00	000100	2,483.7
	75.00	031900	2,772.0
	85.00	008900	339.4
	110.00	000100	11,008.0
	110.00	029100	7,023.7
	110.00	032225	2,796.1

TABLE 8: BASE PRICE PAID TO GROWERS FOR GRAPES CRUSHED AND DELIVERED TO CALIFORNIA PROCESSORS FROM THE 2001 CROP WITH BRIX FACTORS AND PURCHASED TONNAGE, BY TYPE, VARIETY, REPORTING DISTRICT WHERE GROWN, AND WEIGHTED AVERAGE BASE PRICE.

District, Type, and Variety	Base Price Per Ton	Brix Factors	Tons	District, Type, and Variety	Base Price Per Ton	Brix Factors	Tons
	Dollars	Code a/			Dollars	Code a/	
DISTRICT 14 (Cont'd.)					130.00	009800	38.9
					167.50	012100	319.8
French Colombard (Cont'd.)	120.00	001200	1,515.8	Wtd. Avg. Base & Total Tons	130.00		736.7
	125.00	000100	2,005.5	Barbera	71.50	002850	51.0
	150.00	000100	1,588.4		75.00	000100	807.8
	160.00	032225	164.2		75.00	031900	95.6
	175.00	032225	3,088.9		75.00	046100	93.4
	180.00	032225	14,784.0		90.00	046100	51.6
	185.00	032225	437.8		165.00	046100	323.9
	200.00	032225	170.2		200.00	000100	863.4
Wtd. Avg. Base & Total Tons	133.24		50,862.4		250.00	046100	134.6
Green Hungarian	220.00	007800	96.7	Wtd. Avg. Base & Total Tons	141.59		2,421.3
Wtd. Avg. Base & Total Tons	220.00		96.7	Cabernet Franc	150.00	000100	169.1
Malvasia Bianca *	180.00	032225	574.0	Wtd. Avg. Base & Total Tons	150.00		169.1
Wtd. Avg. Base & Total Tons	180.00		574.0	Cabernet Sauvignon	75.00	000100	11,919.2
Muscat Blanc *	125.00	000100	74.0		75.00	031900	164.9
Wtd. Avg. Base & Total Tons	125.00		74.0		90.00	046100	96.0
Muscat of Alexandria	75.00	000100	4,128.2		100.00	069150	1,427.0
	75.00	002850	519.2		146.01	046100	440.9
	75.00	031900	1,140.3		150.00	000100	1,510.6
	75.00	046100	583.5		220.00	000100	92.4
	100.00	010000	325.7		250.00	002200	301.1
	100.00	012400	221.2		300.00	000100	250.2
	100.00	046400	498.1		300.00	046100	1,701.0
	110.00	000100	69.0		350.00	009800	218.8
	110.00	046100	286.2		500.00	012300	311.9
	115.00	014100	708.0		700.00	007800	34.6
	125.00	008200	72.1	Wtd. Avg. Base & Total Tons	123.80		18,468.6
	125.00	014500	348.9	Carignane	59.80	002850	26.2
	125.00	046500	232.8		75.00	031900	219.2
	135.00	037120	1,278.1		75.00	062800	119.6
	150.00	068280	240.9		125.00	046100	1,776.0
	175.00	037120	1,108.2		130.00	002100	1,751.3
	225.00	000100	2,687.4	Wtd. Avg. Base & Total Tons	122.46		3,892.3
	225.00	037120	1,335.9	Carmine	296.67	012400	421.9
	245.44	037120	963.1	Wtd. Avg. Base & Total Tons	296.67		421.9
	250.00	000100	1,483.8	Carnelian	75.00	046100	801.5
	250.00	046200	387.4		300.00	000100	1,460.3
	340.00	000100	25.6	Wtd. Avg. Base & Total Tons	220.27		2,261.8
Wtd. Avg. Base & Total Tons	150.47		18,643.6	Cinsaut *	75.00	000100	130.3
Pinot Gris *	600.00	001600	995.8		90.00	009800	28.1
	800.00	000100	115.1	Wtd. Avg. Base & Total Tons	77.66		158.4
	850.00	013500	143.0	Gamay (Napa) *	225.00	046100	677.1
Wtd. Avg. Base & Total Tons	646.87		1,253.9	Wtd. Avg. Base & Total Tons	225.00		677.1
Sauvignon Blanc	150.00	000100	427.9	Grenache *	75.00	000100	4,762.9
	350.00	002200	1,244.8		130.00	001400	2,470.0
Wtd. Avg. Base & Total Tons	298.84		1,672.7		175.00	037120	153.3
Semillon	180.00	032225	708.7		180.00	026250	2,173.3
	325.00	002200	447.2		225.00	028950	592.3
Wtd. Avg. Base & Total Tons	236.10		1,155.9	Wtd. Avg. Base & Total Tons	121.12		10,151.8
Symphony	318.71	037120	850.4	Merlot	75.00	000100	19.1
Wtd. Avg. Base & Total Tons	318.71		850.4		200.00	068250	1,548.4
Other White b/	75.00	000100	75.0		225.00	000100	558.7
	250.00	002100	200.6		225.00	003000	154.5
Wtd. Avg. Base & Total Tons	202.38		275.6		225.00	046100	72.1
					225.00	068250	428.0
					250.00	000100	153.0
					250.00	002200	201.7
					300.00	012100	122.5
WINE GRAPES (RED)							
Alicante Bouschet *	75.00	000100	26.1				
	100.00	056025	351.9				

TABLE 8: BASE PRICE PAID TO GROWERS FOR GRAPES CRUSHED AND DELIVERED TO CALIFORNIA PROCESSORS FROM THE 2001 CROP WITH BRIX FACTORS AND PURCHASED TONNAGE, BY TYPE, VARIETY, REPORTING DISTRICT WHERE GROWN, AND WEIGHTED AVERAGE BASE PRICE.

District, Type, and Variety	Base Price Per Ton	Brix Factors	Tons
	Dollars	Code a/	

District, Type, and Variety	Base Price Per Ton	Brix Factors	Tons
	Dollars	Code a/	

DISTRICT 14 (Cont'd.)

Merlot (Cont'd.)	300.00	046100	522.8
	350.00	002200	6,274.6
	350.00	056025	388.6
	600.00	000100	610.6
Wtd. Avg. Base & Total Tons	322.48		11,054.6
Mission	75.00	062480	31.2
	175.00	046100	1,235.7
Wtd. Avg. Base & Total Tons	172.54		1,266.9
Petite Sirah	250.00	056300	231.5
Wtd. Avg. Base & Total Tons	250.00		231.5
Royalty	200.00	046100	138.2
	250.00	046100	93.4
	350.00	046100	334.0
	350.00	046500	622.7
Wtd. Avg. Base & Total Tons	324.69		1,188.3
Rubired *	75.00	000100	12,694.6
	75.00	036900	1,910.1
	75.00	046100	2,540.2
	100.00	013700	290.8
	100.00	062800	558.7
	125.00	046100	852.8
	150.00	000100	104.7
	200.00	046100	6,576.3
	212.55	046100	885.4
	215.00	013000	499.1
	250.00	046100	2,581.4
	270.87	046100	517.7
	274.51	056025	2,666.0
	275.00	002000	431.1
	300.00	046100	590.4
335.00	046100	208.1	
350.00	046100	4,478.0	
400.00	000100	511.7	
Wtd. Avg. Base & Total Tons	173.76		38,897.1
Ruby Cabernet	67.50	000100	25.5
	75.00	000100	2,096.1
	150.00	000100	51.8
	170.00	010000	39.5
	175.00	000100	437.9
	175.00	016100	146.2
	175.00	046100	1,150.8
	175.00	056300	120.6
	181.45	046100	517.4
	200.00	000100	346.1
	200.00	016700	479.0
	200.00	046100	173.1
	225.00	062800	1,721.9
	250.00	002200	6,857.8
	261.42	046100	297.6
	300.00	000100	1,931.1
	300.00	046100	181.6
400.00	000100	2,090.9	
Wtd. Avg. Base & Total Tons	237.96		18,664.9
Salvador	100.00	036900	1,058.0
	200.00	046100	1,729.1
	250.00	037120	519.0
	325.00	037120	1,386.9
Wtd. Avg. Base & Total Tons	219.93		4,693.0
Sangiovese *	75.00	000100	394.6
	150.00	000100	74.2
Wtd. Avg. Base & Total Tons	86.87		468.8

Syrah *	75.00	000100	759.9
	150.00	000100	208.5
	150.00	046100	244.6
	150.00	069125	42.1
	300.00	000100	485.7
	350.00	046100	319.8
	400.00	002200	4,572.4
	500.00	013000	195.7
700.00	007800	69.3	
Wtd. Avg. Base & Total Tons	342.74		6,898.0
Tempranillo *	400.00	000100	438.7
	470.00	000100	12.2
	470.00	024000	12.2
Wtd. Avg. Base & Total Tons	403.69		463.1
Zinfandel	200.00	000100	182.6
	200.00	001200	2,833.6
	200.00	003850	150.4
	200.00	024600	3,283.2
	225.00	024600	707.8
	250.00	022300	526.2
	250.00	024300	396.7
	250.00	024700	538.5
	300.00	001100	9,086.1
	325.00	000100	329.4
400.00	001100	2,083.2	
Wtd. Avg. Base & Total Tons	272.43		20,117.7

DISTRICT 15

WINE GRAPES (WHITE)

Chardonnay *	1,257.00	000100	4.3
Wtd. Avg. Base & Total Tons	1,257.00		4.3
St. Emilion *	600.00	000100	17.8
	600.00	009800	3.0
Wtd. Avg. Base & Total Tons	600.00		20.8
Viognier	1,257.00	000100	0.7
Wtd. Avg. Base & Total Tons	1,257.00		0.7

WINE GRAPES (RED)

Cabernet Sauvignon	1,500.00	000100	0.8
Wtd. Avg. Base & Total Tons	1,500.00		0.8
Cinsaut *	900.00	000100	5.1
Wtd. Avg. Base & Total Tons	900.00		5.1
Grenache *	200.00	000100	6.0
	800.00	010100	5.2
	800.00	012100	21.6
	800.00	016100	7.9
Wtd. Avg. Base & Total Tons	711.55		40.7
Mataro *	320.00	000100	4.5
	800.00	010100	4.4
Wtd. Avg. Base & Total Tons	557.30		8.9
Merlot	1,257.00	000100	3.6
Wtd. Avg. Base & Total Tons	1,257.00		3.6
Petite Sirah	400.00	000100	1.2
Wtd. Avg. Base & Total Tons	400.00		1.2

TABLE 8: BASE PRICE PAID TO GROWERS FOR GRAPES CRUSHED AND DELIVERED TO CALIFORNIA PROCESSORS FROM THE 2001 CROP WITH BRIX FACTORS AND PURCHASED TONNAGE, BY TYPE, VARIETY, REPORTING DISTRICT WHERE GROWN, AND WEIGHTED AVERAGE BASE PRICE.

District, Type, and Variety	Base Price Per Ton	Brix Factors	Tons	District, Type, and Variety	Base Price Per Ton	Brix Factors	Tons
	Dollars	Code a/			Dollars	Code a/	
DISTRICT 15 (Cont'd.)				Roussanne	1,000.00	013700	3.4
Salvador	500.00	000100	3.9	Wtd. Avg. Base & Total Tons	1,000.00		3.4
Wtd. Avg. Base & Total Tons	500.00		3.9	Sauvignon Blanc	800.00	001000	51.1
Syrah *	400.00	000100	2.4		800.00	012000	12.7
	1,257.00	000100	3.7		840.00	000100	4.0
Wtd. Avg. Base & Total Tons	919.82		6.1		900.00	007800	5.0
Zinfandel	200.00	000100	14.4		950.00	009800	4.3
	400.00	000100	7.7	Wtd. Avg. Base & Total Tons	958.60	001000	33.7
	1,000.00	000100	21.6		860.02		110.8
	1,200.00	000100	30.2	Semillon	800.00	009800	7.3
	1,200.00	010100	4.5		800.00	012000	6.0
	1,200.00	016100	20.7	Wtd. Avg. Base & Total Tons	800.00		13.3
	1,200.00	016300	5.5	Viognier	121.00	000100	1.4
	1,257.00	000100	2.5		800.00	012100	5.0
Wtd. Avg. Base & Total Tons	969.02		107.1		885.00	012100	2.4
Other Red b/	225.00	000100	44.9		900.00	001000	17.8
	800.00	012100	9.1		950.00	010000	14.4
Wtd. Avg. Base & Total Tons	321.90		54.0		997.00	012100	3.2
					1,200.00	016100	1.6
DISTRICT 16				Wtd. Avg. Base & Total Tons	897.46		45.8
TABLE GRAPES				White Riesling *	600.00	009600	5.8
Black Prince *	275.00	000100	10.4		800.00	009600	26.4
Wtd. Avg. Base & Total Tons	275.00		10.4		840.00	000100	9.0
					841.00	006300	8.9
				Wtd. Avg. Base & Total Tons	791.32		50.1
WINE GRAPES (WHITE)				WINE GRAPES (RED)			
Chardonnay *	300.00	000100	2.0	Alicante Bouschet *	275.00	000100	26.9
	600.00	012100	6.5	Wtd. Avg. Base & Total Tons	275.00		26.9
	650.00	012100	9.7	Barbera	750.00	000100	8.4
	800.00	000100	32.8		900.00	000100	1.5
	800.00	008900	218.2		900.00	016100	5.0
	839.46	009800	255.8		1,000.00	010100	2.1
	900.00	000100	342.7	Wtd. Avg. Base & Total Tons	838.24		17.0
	900.00	012000	8.2	Cabernet Franc	900.00	012100	4.3
	1,000.00	000100	9.5		1,000.00	000100	21.4
	1,000.00	012400	14.8		1,000.00	016100	11.7
Wtd. Avg. Base & Total Tons	851.42		900.2		1,100.00	016100	1.0
Chenin Blanc	600.00	000100	25.4		1,200.00	010100	2.3
Wtd. Avg. Base & Total Tons	600.00		25.4	Wtd. Avg. Base & Total Tons	1,003.19		40.7
Muscat Blanc *	800.00	000100	15.3	Cabernet Sauvignon	500.00	000100	6.0
	850.00	000100	9.8		719.28	009800	100.3
	850.00	015800	16.5		800.00	012100	46.0
	850.00	016100	10.0		900.00	000100	118.8
Wtd. Avg. Base & Total Tons	835.17		51.6		909.75	016100	9.8
Muscat of Alexandria	400.00	000100	1.2		1,000.00	000100	267.1
	650.00	016100	10.0		1,000.00	016100	16.0
	678.00	010000	4.1		1,023.00	012100	10.2
	850.00	015800	0.6		1,200.00	000100	26.1
Wtd. Avg. Base & Total Tons	645.90		15.9		1,200.00	010100	3.2
Palomino *	150.00	000100	39.2		1,200.00	015800	14.2
	220.00	000100	6.0		1,200.00	016100	2.1
Wtd. Avg. Base & Total Tons	159.29		45.2		1,300.00	016100	6.2
Pedro Ximenes	150.00	000100	5.7		1,500.00	016100	1.2
Wtd. Avg. Base & Total Tons	150.00		5.7	Wtd. Avg. Base & Total Tons	934.14		627.2
				Carignane	275.00	000100	30.4
					450.00	010100	3.8
					500.00	000100	11.2
				Wtd. Avg. Base & Total Tons	345.15		45.4

TABLE 8: BASE PRICE PAID TO GROWERS FOR GRAPES CRUSHED AND DELIVERED TO CALIFORNIA PROCESSORS FROM THE 2001 CROP WITH BRIX FACTORS AND PURCHASED TONNAGE, BY TYPE, VARIETY, REPORTING DISTRICT WHERE GROWN, AND WEIGHTED AVERAGE BASE PRICE.

District, Type, and Variety	Base Price Per Ton	Brix Factors	Tons
	Dollars	Code a/	

District, Type, and Variety	Base Price Per Ton	Brix Factors	Tons
	Dollars	Code a/	

DISTRICT 16 (Cont'd.)

Cinsaut *	899.49	000100	0.9
	900.00	015800	4.8
Wtd. Avg. Base & Total Tons	899.92		5.7
Gamay Beaujolais	850.00	004965	20.4
Wtd. Avg. Base & Total Tons	850.00		20.4
Grenache *	275.00	000100	163.0
	850.00	015800	0.7
Wtd. Avg. Base & Total Tons	277.46		163.7
Malbec	1,000.00	016100	2.0
Wtd. Avg. Base & Total Tons	1,000.00		2.0
Mataro *	275.00	000100	37.6
	850.00	016300	1.3
	900.00	015800	6.0
Wtd. Avg. Base & Total Tons	375.17		44.9
Merlot	500.00	000100	5.0
	614.00	009800	1.5
	800.00	010100	3.9
	800.00	016100	10.6
	900.00	012100	117.9
	1,000.00	000100	158.7
	1,000.00	016100	5.7
	1,090.00	016100	12.7
	1,200.00	000100	137.1
	1,200.00	016100	6.5
	1,350.00	016100	18.0
	1,395.78	000100	202.6
	1,500.00	016100	2.9
Wtd. Avg. Base & Total Tons	1,146.43		683.1
Mission	100.00	000100	20.2
Wtd. Avg. Base & Total Tons	100.00		20.2
Nebbiolo	900.00	015800	10.7
Wtd. Avg. Base & Total Tons	900.00		10.7
Petite Sirah	1,200.00	016100	24.9
Wtd. Avg. Base & Total Tons	1,200.00		24.9
Salvador	900.00	015800	1.9
Wtd. Avg. Base & Total Tons	900.00		1.9
Sangiovetto *	500.00	000100	2.0
	700.00	010000	11.4
	800.00	016100	0.2
	1,000.00	000100	9.5
	1,000.00	016100	14.7
	1,200.00	010100	2.5
Wtd. Avg. Base & Total Tons	901.74		40.3
Syrah *	800.00	016300	2.7
	900.00	012600	3.3
	1,183.00	000100	19.2
	1,200.00	010100	3.8
	1,200.00	016100	35.2
	1,200.00	016300	18.9
	1,400.00	016300	1.7
	1,413.02	000100	4.7
Wtd. Avg. Base & Total Tons	1,188.21		89.5

Tempranillo *	1,000.00	016100	6.8
Wtd. Avg. Base & Total Tons	1,000.00		6.8
Zinfandel	550.00	000100	673.0
	600.00	012100	9.0
	1,000.00	017900	13.9
	1,250.00	000100	29.0
Wtd. Avg. Base & Total Tons	587.25		724.9

DISTRICT 17

WINE GRAPES (WHITE)

Chardonnay *	150.00	034950	1.4
	150.00	046100	114.5
	150.00	046850	3.9
	150.00	066800	779.0
	185.00	000100	67.0
	225.00	046100	407.6
	300.00	000100	52.7
	300.00	056600	309.7
	400.00	016100	37.2
	450.00	000100	450.5
	450.00	046850	376.4
	450.00	056600	129.5
	461.01	046100	2,142.5
	500.00	000100	97.8
	500.00	009000	255.6
	500.00	009800	303.3
	500.00	012100	998.8
	500.00	034950	819.9
	500.00	038100	286.7
	500.00	046100	354.9
	500.00	046850	408.2
	500.00	048600	693.9
	500.00	056600	1,040.4
	525.00	000100	3,679.1
	525.00	012400	187.8
	540.81	049050	73.2
	550.00	012100	295.7
	550.00	046100	159.7
	562.81	000100	1,214.5
	590.81	048600	144.3
	600.00	000100	47.9
	600.00	043400	428.9
	600.00	046100	1,120.7
	600.14	012100	200.8
	650.00	000100	397.4
	650.00	012100	270.4
	650.00	046100	489.6
	660.00	015900	59.9
	660.17	000100	1,175.3
	660.17	046100	592.2
	675.00	012500	461.7
	682.00	010000	2.7
	700.00	012100	102.3
	700.00	016100	145.8
	703.96	043400	289.2
	707.79	000100	384.7
	750.00	000100	46.9
	750.00	061100	116.1
	800.00	000100	1,039.7
	800.00	060100	466.4
	800.00	061100	652.8
	800.00	061400	504.4
	825.00	015800	47.8
	851.09	061500	149.8
	900.00	008800	66.5
	900.00	012400	126.0
	900.00	015800	24.7
	930.00	015800	192.6
	948.58	000100	157.6
	950.00	012100	13.9
	950.00	061100	1,352.2
	955.00	000100	46.9
	1,000.00	000100	463.4

TABLE 8: BASE PRICE PAID TO GROWERS FOR GRAPES CRUSHED AND DELIVERED TO CALIFORNIA PROCESSORS FROM THE 2001 CROP WITH BRIX FACTORS AND PURCHASED TONNAGE, BY TYPE, VARIETY, REPORTING DISTRICT WHERE GROWN, AND WEIGHTED AVERAGE BASE PRICE.

District, Type, and Variety	Base Price Per Ton	Brix Factors	Tons
	Dollars	Code a/	

District, Type, and Variety	Base Price Per Ton	Brix Factors	Tons
	Dollars	Code a/	

DISTRICT 17 (Cont'd.)

Chardonnay * (Cont'd.)	1,000.00	059080	61.8
Wtd. Avg. Base & Total Tons	591.33		27,584.7
Chenin Blanc	110.00	000100	79.9
	110.00	032500	11.4
	110.00	032700	85.6
	110.00	032950	132.0
	265.00	006300	347.5
	300.00	006300	75.8
	300.00	012100	5.0
	300.00	032500	220.0
	300.00	032950	330.0
	322.26	032225	592.0
	325.00	008100	261.2
	350.00	032950	1,001.1
	375.00	032700	450.0
	400.00	000100	1,049.4
	400.00	032700	350.0
	450.00	007900	67.4
	450.00	040600	225.5
	500.00	000100	60.0
	500.00	007800	146.2
	550.00	005950	223.6
	550.00	012400	50.2
Wtd. Avg. Base & Total Tons	356.60		5,763.8
Gewurztraminer	600.00	000100	121.2
Wtd. Avg. Base & Total Tons	600.00		121.2
Muscat Blanc *	600.00	000100	42.8
	600.00	038600	18.1
Wtd. Avg. Base & Total Tons	600.00		60.9
Pinot Gris *	650.00	000100	628.1
	700.00	038600	24.2
	800.00	000100	21.4
Wtd. Avg. Base & Total Tons	656.56		673.7
Roussanne	900.00	017900	8.6
Wtd. Avg. Base & Total Tons	900.00		8.6
Sauvignon Blanc	500.00	000100	196.0
	500.00	012100	1,519.3
	515.00	000100	95.1
	522.48	046100	531.5
	544.97	046100	279.6
	550.00	000100	218.0
	600.00	035560	166.7
	700.00	000100	45.9
	700.00	011900	23.7
	750.00	000100	194.9
Wtd. Avg. Base & Total Tons	535.52		3,270.7
Symphony	250.00	000100	121.4
	250.00	009000	352.8
	350.00	032225	752.0
Wtd. Avg. Base & Total Tons	311.33		1,226.2
Viognier	650.00	056600	11.8
	800.00	000100	25.7
	900.00	017300	9.7
	900.00	061500	212.0
	930.00	010000	11.8
Wtd. Avg. Base & Total Tons	880.94		271.0
Other White b/	75.00	037120	128.2
Wtd. Avg. Base & Total Tons	75.00		128.2

WINE GRAPES (RED)

Alicante Bouschet *	1,000.00	000100	21.9
	1,200.00	000100	0.9
Wtd. Avg. Base & Total Tons	1,007.89		22.8
Cabernet Sauvignon	250.00	069150	198.2
	575.00	000100	45.0
	650.00	067875	185.1
	700.00	012500	449.3
	722.20	012100	404.8
	722.20	046100	177.0
	800.00	000100	47.0
	900.00	012400	145.6
	1,000.00	017700	47.8
Wtd. Avg. Base & Total Tons	674.71		1,699.8
Carignane	750.00	014100	4.8
Wtd. Avg. Base & Total Tons	750.00		4.8
Cinsaut *	1,000.00	061500	32.9
Wtd. Avg. Base & Total Tons	1,000.00		32.9
Gamay (Napa) *	350.00	009800	29.7
Wtd. Avg. Base & Total Tons	350.00		29.7
Grenache *	400.00	005100	98.8
	800.00	000100	97.6
	1,000.00	061500	42.2
Wtd. Avg. Base & Total Tons	669.74		238.6
Mataro *	675.00	059400	24.3
	1,000.00	061500	48.3
Wtd. Avg. Base & Total Tons	891.22		72.6
Merlot	500.00	046100	310.7
	550.00	000100	307.3
	584.64	046100	431.4
	590.00	000100	78.2
	600.00	009800	54.1
	600.00	011200	54.4
	600.00	046100	85.8
	600.00	056600	666.7
	650.00	012100	1,413.6
	650.00	046100	82.1
	658.92	012100	433.9
	658.92	046100	145.6
	700.00	010000	18.4
	700.00	012100	309.2
	700.00	012600	1.5
	719.69	010000	18.0
	750.00	016100	84.7
	750.00	017700	66.3
	800.00	000100	124.3
	800.00	012400	23.6
	900.00	016100	310.4
	1,000.00	017700	43.6
Wtd. Avg. Base & Total Tons	649.95		5,063.8
Petite Sirah	550.00	000100	53.4
	600.00	000100	46.1
	600.00	046100	59.5
	620.00	063020	167.8
	700.00	016300	29.7
	800.00	016100	38.4
	800.00	016300	66.3
	850.00	000100	3.1
	900.00	016100	42.7
	925.00	000100	6.4
	979.68	000100	22.1

TABLE 8: BASE PRICE PAID TO GROWERS FOR GRAPES CRUSHED AND DELIVERED TO CALIFORNIA PROCESSORS FROM THE 2001 CROP WITH BRIX FACTORS AND PURCHASED TONNAGE, BY TYPE, VARIETY, REPORTING DISTRICT WHERE GROWN, AND WEIGHTED AVERAGE BASE PRICE.

District, Type, and Variety	Base Price Per Ton	Brix Factors	Tons
	Dollars	Code a/	

District, Type, and Variety	Base Price Per Ton	Brix Factors	Tons
	Dollars	Code a/	

DISTRICT 17 (Cont'd.)

Petite Sirah (Cont'd.)	1,000.00	000100	2.2
	1,000.00	017700	4.1
	1,100.00	000100	46.0
	1,100.00	012100	23.6
	1,126.63	012400	48.6
	1,250.00	018200	4.7
	1,500.00	012600	0.6
	1,650.65	000100	269.2
Wtd. Avg. Base & Total Tons	1,025.89		934.5
Pinot Noir	650.00	000100	416.5
	1,550.00	017400	10.5
Wtd. Avg. Base & Total Tons	672.13		427.0
Syrah *	650.00	000100	165.7
	700.00	000100	23.0
	700.00	016100	1.8
	700.00	059400	359.0
	700.00	061100	135.2
	800.00	061100	284.8
	1,000.00	000100	0.6
	1,000.00	061500	363.7
Wtd. Avg. Base & Total Tons	797.08		1,333.8

Zinfandel	200.00	005100	152.6
	250.00	028950	619.9
	300.00	000100	458.1
	350.00	005300	288.3
	350.00	028950	244.7
	400.00	000100	69.5
	442.88	004100	199.7
	500.00	009600	8.7
	500.00	027600	775.4
	500.00	027900	458.5
	505.00	027900	56.1
Wtd. Avg. Base & Total Tons	382.82		3,331.5

* Synonyms for variety names are shown on Page 5.

a/ See code descriptions in Table 8 - Supplement: Brix Adjustment Factors.

b/ Other categories include minor and mixed varieties.

TABLE 8 - SUPPLEMENT: BRIX ADJUSTMENT FACTORS

The following Brix adjustment factors are on a per degree Brix basis and are normally calculated to a tenth of a degree, and are cumulative unless otherwise indicated. Most processors, however, indicate maximum and/or minimum Brix acceptance limits. Grapes testing above or below these limits may be subject to price renegotiation, acceptance for use other than for table wine, or rejection by the processors. Discounts for high sugar apply to both base price and bonus unless otherwise stated. There are factors other than Brix, such as material other than grapes (MOG), defects, weight loss in late harvest grapes, and sugar/acid ratios that affect grape prices. These were not considered in this presentation, unless otherwise stated, but were considered in arriving at weighted average prices.

<u>Category</u>	<u>Code</u>	<u>Description</u>	<u>Category</u>	<u>Code</u>	<u>Description</u>
PREMIUM OR PEN	000100	No max. or min.		008200	Acceptable limits 20-24
	000600	Min. acceptance 15		008300	Acceptable limits 20-24.5
	000700	Min. acceptance 15.5		008400	Acceptable limits 20-25
	000800	Min. acceptance 16		008500	Acceptable limits 20-26
	000900	Min. acceptance 16.5		008550	Acceptable limits 20-27
	001000	Min. acceptance 17		008600	Acceptable limits 20-28
	001100	Min. acceptance 17.5		008630	Acceptable limits 20-30
	001200	Min. acceptance 18		008700	Acceptable limits 20.5-22
	001300	Min. acceptance 18.5		008800	Acceptable limits 20.5-22.5
	001400	Min. acceptance 19		008900	Acceptable limits 20.5-23
	001600	Min. acceptance 20		009000	Acceptable limits 20.5-23.5
	001820	Min. acceptance 20.9		009100	Acceptable limits 20.5-24
	001900	Min. acceptance 21		009150	Acceptable limits 20.5-24.5
	001980	Min. acceptance 21.4		009400	Acceptable limits 21-22
	002000	Min. acceptance 21.5		009500	Acceptable limits 21-22.5
	002100	Min. acceptance 22		009600	Acceptable limits 21-23
	002110	Min acceptance 22.1		009700	Acceptable limits 21-23.5
	002200	Min. acceptance 22.5		009800	Acceptable limits 21-24
	002240	Min. acceptance 22.7		009900	Acceptable limits 21-24.5
	002250	Min. acceptance 22.8		009950	Acceptable limits 21-24.9
	002300	Min. acceptance 23		010000	Acceptable limits 21-25
	002320	Min. acceptance 23.3		010100	Acceptable limits 21-26
	002400	Min. acceptance 23.5		010200	Acceptable limits 21-27
	002500	Min. acceptance 24		010300	Acceptable limits 21-28
	002600	Min. acceptance 25		010400	Acceptable limits 21-29
	002680	Min. acceptance 26.0		010500	Acceptable limits 21-30
	002690	Min. acceptance 28.0		010600	Acceptable limits 21-40
	002695	Max. acceptance 20		010800	Acceptable limits 21.5-22.5
	002850	Max. acceptance 22.0		010810	Acceptable limits 21.5-22.8
	002920	Acceptable limits 6-12		010900	Acceptable limits 21.5-23
	003000	Acceptable limits 8-40		011000	Acceptable limits 21.5-23.4
	003200	Acceptable limits 14-17		011100	Acceptable limits 21.5-23.5
	003230	Acceptable limits 14-19		011200	Acceptable limits 21.5-24
	003235	Acceptable limits 14-20		011300	Acceptable limits 21.5-24.5
	003240	Acceptable limits 15-18		011400	Acceptable limits 21.5-25
	003850	Acceptable limits 16.5-18.5		011570	Acceptable limits 21.5-27
	004000	Acceptable limits 16.5-20		011620	Acceptable limits 21.6-26.2
	004100	Acceptable limits 17-19		011860	Acceptable limits 21.9-25.0
	004200	Acceptable limits 17-20		011900	Acceptable limits 22-23
	004600	Acceptable limits 17-22		012000	Acceptable limits 22-23.5
	004850	Acceptable limits 17.5-20		012100	Acceptable limits 22-24
	004930	Acceptable limits 17.5-22		012200	Acceptable limits 22-24.2
	004960	Acceptable limits 17.5-23		012300	Acceptable limits 22-24.5
	004965	Acceptable limits 18-19		012310	Acceptable limits 22-24.7
	005100	Acceptable limits 18-20		012400	Acceptable limits 22-25
	005300	Acceptable limits 18-22		012500	Acceptable limits 22-25.5
	005500	Acceptable limits 18-24		012600	Acceptable limits 22-26
	005700	Acceptable limits 18-25		012700	Acceptable limits 22-26.5
	005950	Acceptable limits 18.5-21		012800	Acceptable limits 22-27
	006000	Acceptable limits 18.5-21.5		012900	Acceptable limits 22-28
006150	Acceptable limits 18-30		012950	Acceptable limits 22-29	
006300	Acceptable limits 19-21		013000	Acceptable limits 22-30	
006400	Acceptable limits 19-22		013300	Acceptable limits 22.3-25	
006450	Acceptable limits 19-22.5		013400	Acceptable limits 22.3-26	
006600	Acceptable limits 19-24		013420	Acceptable limits 22.5-23	
006700	Acceptable limits 19-24.5		013500	Acceptable limits 22.5-23.5	
007000	Acceptable limits 19.5-21.5		013600	Acceptable limits 22.5-23.7	
007300	Acceptable limits 19.5-23.5		013700	Acceptable limits 22.5-24	
007400	Acceptable limits 19.5-24		013900	Acceptable limits 22.5-24.3	
007800	Acceptable limits 20-22		014100	Acceptable limits 22.5-24.5	
007900	Acceptable limits 20-22.5		014400	Acceptable limits 22.5-24.9	
008000	Acceptable limits 20-23		014500	Acceptable limits 22.5-25	
008100	Acceptable limits 20-23.5		014600	Acceptable limits 22.5-25.1	

TABLE 8 - SUPPLEMENT: BRIX ADJUSTMENT FACTORS

The following Brix adjustment factors are on a per degree Brix basis and are normally calculated to a tenth of a degree, and are cumulative unless otherwise indicated. Most processors, however, indicate maximum and/or minimum Brix acceptance limits. Grapes testing above or below these limits may be subject to price renegotiation, acceptance for use other than for table wine, or rejection by the processors. Discounts for high sugar apply to both base price and bonus unless otherwise stated. There are factors other than Brix, such as material other than grapes (MOG), defects, weight loss in late harvest grapes, and sugar/acid ratios that affect grape prices. These were not considered in this presentation, unless otherwise stated, but were considered in arriving at weighted average prices.

<u>Category</u>	<u>Code</u>	<u>Description</u>	<u>Category</u>	<u>Code</u>	<u>Description</u>
PREMIUM OR PEN (Cont'd.)	014800	Acceptable limits 22.5-25.5		019400	Acceptable limits 25-35
	015000	Acceptable limits 22.5-26		019453	Acceptable limits 26-27
	015050	Acceptable limits 22.5-26.5		019455	Acceptable limits 26-27.5
	015075	Acceptable limits 22.5-26.8		019470	Acceptable limits 26-30
	015100	Acceptable limits 22.5-27		019490	Acceptable limits 26-28
	015125	Acceptable limits 22.5-27.5		019825	Acceptable limits 27.0-36.0
	015200	Acceptable limits 22.5-30		019870	Acceptable limits 28-29
	015235	Acceptable limits 22.6-25		019900	Acceptable limits 28-32
	015238	Acceptable limits 22.6-24		019920	Acceptable limits 28-35
	015240	Acceptable limits 22.6-24.9		019933	Acceptable limits 29-35
	015270	Acceptable limits 22.7- 24.0		019935	Acceptable limits 30-32
	015300	Acceptable limits 22.8-24		019950	Acceptable limits 30-35
	015410	Acceptable limits 22.8-25.0		019975	Acceptable limits 32-36
	015500	Acceptable limits 22.8-25.5		019980	Acceptable limits 30-40
	015520	Acceptable limits 22.8-26		020120	Acceptable limits 35-50
	015800	Acceptable limits 23-24		020210	Acceptable limits 36-42
	015900	Acceptable limits 23-24.5		020230	Acceptable limits 42-49
	016000	Acceptable limits 23-24.8	14 BRIX	020755	No premium; -10% below
	016010	Acceptable limits 23-24.9	15 BRIX	021050	No premium; -10% below
	016100	Acceptable limits 23-25		021300	No premium; - 15% below
	016200	Acceptable limits 23-25.5	15.5 BRIX	021700	No premium; - 10%, min. 14.5
	016300	Acceptable limits 23-26	16 BRIX	022300	No premium; - 5%, min. 15
	016350	Acceptable limits 23.0-26.5		022450	No premium; -10% below
	016400	Acceptable limits 23-27		022800	No premium; - 15% below
	016450	Acceptable limits 23-27.5	16-19 BRIX	023000	No premium; - 10% above or below, acceptable limits 15-20
	016500	Acceptable limits 23-28	16.5 BRIX	023600	No premium; - 10% below
	016600	Acceptable limits 23-29		023950	-10% below, +10% above
	016700	Acceptable limits 23-30		024000	+ 10% to 18, - 10%, acceptable limits 15-20
	016750	Acceptable limits 23-31	17 BRIX	024300	No premium; - 10%
	016900	Acceptable limits 23-35		024350	No premium; -10 below
	017000	Acceptable limits 23-36		024500	No premium; - 10%, min. 15
	017010	Acceptable limits 23.1-25.5		024600	No premium; - 10%, min. 16
	017070	Acceptable limits 23.5-24.2		024700	No premium; - 10%, min. 16.5
	017100	Acceptable limits 23.5-24.5	17-19 BRIX	025000	No premium; - 10% above or below, acceptable limits 16-20
	017150	Acceptable limits 23.5-24.9	17-20 BRIX	025450	No premium; -15% below
	017200	Acceptable limits 23.5-25	17-20.5 BRIX	025500	No premium; - 20% to 16.5, -60% below 16.5, - 40% above 20.5
	017300	Acceptable limits 23.5-25.5	17-30 BRIX	025900	No premium; - 10% below
	017400	Acceptable limits 23.5-26	17.5 BRIX	026050	No premium; -10% below
	017500	Acceptable limits 23.5-26.5	18 BRIX	026250	No premium; -10% below
	017520	Acceptable limits 23.5-27		026300	No premium; - 10%, min. 17
	017525	Acceptable limits 23.5-28		026330	No premium; -10% below, min. 17.5
	017530	Acceptable limits 23.6-24.4	18-20 BRIX	026550	No premium; -15% below
017535	Acceptable limits 23.7-25	18-21 BRIX	027100	No premium; - 15% below	
017540	Acceptable limits 23.8-25	18-22 BRIX	027400	No premium; - 10% to 16.5, - 20% below 16.5, - 10% above 22	
017580	Acceptable limits 23.9-24.6		027600	No premium; - 20% to 16.5, - 30% below 16.5, - 10% above 22	
017700	Acceptable limits 24-25		027700	No premium; - 20% to 16.5, - 30% below 16.5, - 20% above 22	
017800	Acceptable limits 24-25.5		027900	No premium; - 20% to 17.5, - 30% below 17.5, - 20% above 22	
017900	Acceptable limits 24-26	18-22.5 BRIX	028100	No premium; - 20% to 17, - 30% below 17, - 20% above 22.5	
018100	Acceptable limits 24-26.5	18.5 BRIX	028500	No premium; - 5% below	
018200	Acceptable limits 24-27	19 BRIX	028950	No premium; -10% below	
018300	Acceptable limits 24-28		029100	No premium; - 10%, min. 18	
018400	Acceptable limits 24-30	19-21 BRIX	029500	No premium; - 10% above or below, acceptable limits 18.5-21.5	
018420	Acceptable limits 24-32	19-25 BRIX	030150	No premium; -20% below, min. 19.3	
018500	Acceptable limits 24-34	19.5 BRIX	030200	No premium, -5%	
018550	Acceptable limits 24.5-25		030350	No premium, -10% below	
018580	Acceptable limits 24.5-25.5	19.5-20.5	030655	No premium, -20% above or below, acceptable limits 19-22	
018600	Acceptable limits 24.5-26				
018700	Acceptable limits 24.5-26.5				
018970	Acceptable limits 25-26				
019000	Acceptable limits 25-27				
019050	Acceptable limits 25-27.5				
019100	Acceptable limits 25-28				
019150	Acceptable limits 25-29				
019200	Acceptable limits 25-30				

TABLE 8 - SUPPLEMENT: BRIX ADJUSTMENT FACTORS

The following Brix adjustment factors are on a per degree Brix basis and are normally calculated to a tenth of a degree, and are cumulative unless otherwise indicated. Most processors, however, indicate maximum and/or minimum Brix acceptance limits. Grapes testing above or below these limits may be subject to price renegotiation, acceptance for use other than for table wine, or rejection by the processors. Discounts for high sugar apply to both base price and bonus unless otherwise stated. There are factors other than Brix, such as material other than grapes (MOG), defects, weight loss in late harvest grapes, and sugar/acid ratios that affect grape prices. These were not considered in this presentation, unless otherwise stated, but were considered in arriving at weighted average prices.

<u>Category</u>	<u>Code</u>	<u>Description</u>	<u>Category</u>	<u>Code</u>	<u>Description</u>
19.5-21.5 BRIX	030670	No premium; -10 below	21.5-24 BRIX	044400	No premium; - 20% to 21, - 30% below 21, - 20% above 24
	030690	No premium; -10% above or below	21.5-24.5 BRIX	044700	No premium; - 20% to 21, - 30% below 21, - 20% above 24.5
20 BRIX	031900	No premium; - 5%	21.5-25 BRIX	044780	No premium; -10%, min. 20.5
	032200	No premium; - 10%	21.8-30 BRIX	045325	No premium; -20% below min. 21.7
	032225	No premium; -10% below	21.9 BRIX	045350	+10% above, max 23, above 23 base price, max acceptance 30
	032350	No premium; -10%, min. 18.5	21.9-23.9 BRIX	045400	No premium; - 10% above or below, acceptable limits 21.5-24.5
	032500	No premium; - 10% min. 19	22 BRIX	045600	No premium; - 5%
	032700	No premium; - 15% below		045900	No premium; - 5%, min. 21
20-22 BRIX	032950	-15% below, +15% above		046100	No premium; - 10% below
	033400	No premium; - 10% above or below, acceptable limits 19.5-22.5		046200	No premium; - 10%, min. 20
	033450	No premium; -20% above or below		046250	No premium; -10%, min. 20.5
20-24 BRIX	034450	-10% below, +10% above		046400	No premium; - 10%, min. 21
	034500	No premium; - 15% below		046500	No premium; - 10%, min. 21.5
20-30 BRIX	034800	No premium; - 10% below		046700	No premium; - 15% min. 21
20.2-22.2	034875	No premium; -10% above or below, acceptable limits 20-23		046800	No premium; - 20% below
20.5 BRIX	034950	No premium; -10 below		046850	No premium; -25% below
20.5-22.5 BRIX	035560	No premium; -10 above or below, acceptable limits 20-23		047000	+ 10% above, max 23.5
	035800	No premium; - 20% above or below, acceptable limits 19-30		047100	+ 10% above, max 24
	036000	No premium; - 20% to 19, - 50% min 18, - 20% min 30	22-23.5 BRIX	047850	No premium; -15% below, -6% above, acceptable limits 21-24
20.5-23.5 BRIX	036350	No premium; -10% above or below, min. 19.5	22-24 BRIX	048500	No premium; - 5% below, min. 21
20.9 BRIX	036750	+10% above, max. 22, above 22 base price, max. 30		048600	No premium; - 10% below
21 BRIX	036900	No premium; - 5%		049050	No premium; +10 above
	037120	No premium; - 10% below		049100	No premium; - 10% above or below
	037150	No premium; -10%, min. 19.5		049210	No premium; -10% above or below, min. 21
	037300	No premium; - 10%, min. 20		049400	No premium; - 10% above or below, acceptable limits 21-25
	037400	No premium; - 15% below		049500	No premium; - 10% above or below, acceptable limits 21.5-24.5
21-22 BRIX	037850	+15% above, max. 25.0		049550	No premium; -10% to 21%, -30% below 21, - 20% above 24
21-22.6 BRIX	038080	No premium; -10% above or below, min. 20		049600	No premium; - 10% above or below, acceptable limits 21.5-25
21-23 BRIX	038100	No premium; - 10% below		049900	No premium; - 15% below
	038600	No premium; - 10% above or below, acceptable limits 20.5-23.5		050100	No premium; - 15% below, acceptable limits 21.5-24
21-23.5 BRIX	039350	No premium; -10% above or below		050500	No premium; - 20% above or below, acceptable limits 20-30
	039360	No premium; -10% above or below, min. 20		050600	No premium; - 20% above or below, acceptable limits 21-25
	039700	No premium; - 20% to 20, - 30% below 20, - 20% above 23.5		050700	No premium; - 20% to 21, - 30% below 21, - 20% above 24
	039800	No premium; - 20% to 20, - 60% below 20, - 40% above 23.5		050800	No premium; - 20% to 21.5, - 30% below 21.5, - 20% above 24
21-24 BRIX	040600	No premium; - 20% to 20, - 30% below 20, - 20% above 24		051000	No premium; - 30% below 22, - 20% above 24
21-24.5 BRIX	041000	No premium; - 20% to 20, - 30% below 20, - 20% above 24.5	22-24.5 BRIX	051400	No premium; - 10% below
21-25 BRIX	041400	No premium; - 33% below		051750	No premium; -10% above or below, min. 21
	041600	No premium; - 20% to 20, - 30% below 20, - 20% above 25		052100	No premium; - 20% to 21, - 30% below 21, - 20% above 24.5
21-26 BRIX	041690	No premium; -10% below		052200	No premium; - 20% to 21.5, - 30% below 21.5, - 20% above 24.5
	041750	No premium; -20% to 20, -30% below 20, - 20% above 26	22-24.9 BRIX	052350	No premium; - 10% above or below
21.5 BRIX	042350	No premium; -10% below			
	042530	No premium; -10% min. 21			
	042650	No premium; -15% below			
21.5-22.5 BRIX	042830	No premium; -10% above or below, min. 20			
21.5-23.5 BRIX	042975	No premium; -10% above or below, min. 20.5			
	043200	No premium; - 10% above or below, acceptable limits 20.5-24			
	043400	No premium; - 10% above or below, acceptable limits 21-24			
	043500	No premium; - 10% above or below, acceptable limits 21-24.5			
	043625	No premium; -15 below			
	043900	No premium; - 20% to 19, - 50% min 18, - 20% max. 30			

TABLE 8 - SUPPLEMENT: BRIX ADJUSTMENT FACTORS

The following Brix adjustment factors are on a per degree Brix basis and are normally calculated to a tenth of a degree, and are cumulative unless otherwise indicated. Most processors, however, indicate maximum and/or minimum Brix acceptance limits. Grapes testing above or below these limits may be subject to price renegotiation, acceptance for use other than for table wine, or rejection by the processors. Discounts for high sugar apply to both base price and bonus unless otherwise stated. There are factors other than Brix, such as material other than grapes (MOG), defects, weight loss in late harvest grapes, and sugar/acid ratios that affect grape prices. These were not considered in this presentation, unless otherwise stated, but were considered in arriving at weighted average prices.

<u>Category</u>	<u>Code</u>	<u>Description</u>	<u>Category</u>	<u>Code</u>	<u>Description</u>	
22-25 BRIX	052400	No premium; - 10% below	22.7-24.5 BRIX 22.8-24.5 BRIX 22.8-24.8 BRIX 23 BRIX	061900	No premium; - 20% to 22, - 30% below 22, - 20% above 26.5	
	052650	No premium; -10% above or below, min. 21		062150	No premium; -10% above or below, min. 21.7	
	052850	No premium; -10% to 21, -30% below 21, - 20% above 25		062350	No premium; -10% above or below, min. 21.8	
	053300	No premium; - 20% to 21, - 30% below 21, - 10% above 25		062355	No premium; -10% above or below, min. 21.8	
	053400	No premium; - 20% to 21, - 30% below 21, - 20% above 25		062480	No premium; -5% below	
	053500	No premium; - 20% to 21.5, - 30% below 21.5, - 20% above 25		062500	No premium; - 10% below	
	053700	No premium; - 20% above or below, acceptable limits 20.5-26		062800	No premium; - 10% below, min. 22	
	053800	No premium; - 20% above or below, acceptable limits 21-26		062840	No premium; -10%, min. 22.5	
	22-25.5 BRIX	054050		No premium; -10% below , min. 21.5	062890	No premium; - 15% below
		054230		No premium; -15% below, min. 21	063020	No premium; - 16% below, min. 22.5
054400		No premium; - 20% to 21, - 30% below 21, - 20% above 25.5	063200	+ 10% above, max. 24		
22-26 BRIX	054500	No premium; - 10% below 22	063885	No premium; -20% below, acceptable limits 22.5-24		
	054900	No premium; - 20% below	063970	No premium; -20% above or below acceptable limits 22.5-24.5		
	055100	No premium; - 20% to 21, - 30% below 21, - 20% above 26	063980	No premium; -20% to 22.5, -30% below 22.5, -20% above 24		
	055150	No premium; -20% to 21.5, -30% below 21.5, -20 above 26	23-24.5 BRIX	064250	No premium; -10% above or below, min. 22	
22.5 BRIX	056025	No premium; -10% below		064720	+ or - 10%, max. \$1400.00	
	056200	No premium; - 10%, min 21.5	064730	No premium; -20% above or below acceptable limits 22.1-25		
	056300	No premium; - 10%, min. 22	23-24.6 BRIX 23-24.8	064740	No premium; -10% above or below, min. 22	
	056550	-10 below, +10% above to 23.5		064750	No premium; -10% above or below, acceptable limits 22.5-25.5	
	056600	No premium; - 15% below	23-25 BRIX	064800	No premium; - 10%	
	056800	No premium; - 20% below		064850	No premium; -10% above or below	
	056875	No premium; no premium, -40 below		064875	No premium; -10% above or below, min. 22	
	22.5-23 BRIX	056900	+ 10% max 24	064880	No premium; -10% above or below, min. 21.5	
057130		No premium; - 10%	064900	No premium; - 10% above or below, acceptable limits 22.5-25.5		
22.5-24 BRIX	057600	No premium; - 10% below	064950	No premium; -10% to 22, -30% below 22, - 20% above 25		
	057850	No premium; -10% above or below, min. 21.5	065000	No premium; - 15% below		
22.5-24.5 BRIX	058250	No premium; -15% below	065400	No premium; - 20% above or below, acceptable limits 22-26		
	058700	No premium; - 20% to 22, - 30% below 22, - 20% above 24	065500	No premium; - 20% to 22.5, - 30% below 22.5, - 20% above 25		
	058920	+10% above	065750	+ flat \$200 above 25, max 29		
	059000	No premium; - 10% below	065840	No premium; -15% above or below		
	059050	No premium; -10% above or below	065870	No premium; -15% below		
	059075	No premium; -10% above or below, min. 21.4	23-26 BRIX	065900	No premium; - 10% above or below	
	059080	No premium; -10% above or below, min. 21.5		065915	No premium; -10% above or below, min. 22	
	059400	No premium; - 10% above and below, acceptable limits 22-25	066100	No premium; - 20% to 22, - 30% below 22, - 20% above 26		
	060000	No premium; - 20% to 21, - 30% below 21, - 20% above 24.5	066200	No premium; - 20% to 22.5, - 30% below 22.5, - 20% above 26		
	060100	No premium; - 20% to 22, -30% below 22, - 20% above 24.5	23-26.5 BRIX	066300	No premium; - 20% to 22, 30% below 22, - 20% above 26.5	
060150	-10% below to 21, +10% above to 25,+15% to 30	066320		No premium; -10% above or below		
22.5-25 BRIX	060650	No premium; -10% above or below, min. 21.4	066322	No premium; -2% below		
	060652	No premium; -10% above or below, min. 21.5	066325	No premium; -10% above or below, min. 22		
	061000	No premium; - 20% above or below, acceptable limits 21.5-26	23-27 BRIX 23.5 BRIX	066400	No premium; - 10% below	
	061100	No premium; - 20% to 22, - 30% below 22, - 20% above 25		066600	No premium; - 10% below, min. 21.5	
22.5-25.5 BRIX	061250	No premium; -10% above or below, min. 21.5	066800	No premium; -10% below, min. 22.5		
	061400	No premium; - 20% to 22, - 30% below 22, - 20% above 25.5	066850	No premium; -10% below min. 23.0		
22.5-26 BRIX	061500	No premium; - 10% below 22	066875	No premium; -15% below		
	061550	No premium; -20% to 21.5, -30% below 21.5, -20% above 26	23.5-24.5 BRIX	067310	No premium; -10% above or below	
	061600	No premium; - 20% to 22, - 30% below 22, - 20% above 26		067350	No premium; -20% above or below, acceptable limits 22-25	
22.5-26.5 BRIX	061750	No premium; -15% below, min. 21.5	067353	No premium; -20% above or below acceptable limits 23-25		
	061800	No premium; - 20% to 21, - 30% below 21, - 20% above 26.5	067355	No premium; -20% above or below, acceptable limits 23-25.5		
			067380	No premium; -20% to 22.5, -30% below 22.5, -20% above 24.5		

TABLE 8 - SUPPLEMENT: BRIX ADJUSTMENT FACTORS

The following Brix adjustment factors are on a per degree Brix basis and are normally calculated to a tenth of a degree, and are cumulative unless otherwise indicated. Most processors, however, indicate maximum and/or minimum Brix acceptance limits. Grapes testing above or below these limits may be subject to price renegotiation, acceptance for use other than for table wine, or rejection by the processors. Discounts for high sugar apply to both base price and bonus unless otherwise stated. There are factors other than Brix, such as material other than grapes (MOG), defects, weight loss in late harvest grapes, and sugar/acid ratios that affect grape prices. These were not considered in this presentation, unless otherwise stated, but were considered in arriving at weighted average prices.

<u>Category</u>	<u>Code</u>	<u>Description</u>	<u>Category</u>	<u>Code</u>	<u>Description</u>	
23.5-25 BRIX	067620	No premium; -10% below, min. 23.0	24-25 BRIX	068455	No premium; -20% above or below, acceptable limits 23-26	
	067625	No premium; -10% below, min 22.9		24-25.5 BRIX	068460	No premium; -20% above or below acceptable limits 23-26
	067628	No premium; -10% above or below, min. 22.5			24-26 BRIX	068705
	067650	No premium; -20% above or below, acceptable limits 22.5-26.0		24-26.8 BRIX	068710	No premium; -10% above or below
	067653	No premium; -20% above or below, acceptable limits 23-26.0		24-27.5 BRIX	068720	No premium; -10% ab
	067654	No premium; -20% to 22, -30% below 22, -20% above 25		24-28.2 BRIX	068730	No premium; -10% above or below
	067655	No premium; -20% to 22.8, -30% below 22.8, -20% above 25		24-28.8 BRIX	068740	No premium; -10% above or below
	067658	No premium; -20% to 22.5, -30% below 22.5, -20% above 25		24-29.5 BRIX	068760	No premium; -10% above or below
23.5-25.5 BRIX	067660	No premium; -10% above or below	24-30 BRIX	068750	No premium; -20% below, acceptable limits 23-30	
	067675	No premium; -20% above or below acceptable limits 22.5-26.5	24.5 BRIX	068770	No premium; -10% below	
23.5-26 BRIX	067790	No premium; -10% above or below		069125	No premium; -10% below min. 23	
	067795	No premium; -10% above or below, min. 22.5	24.5-25.5 BRIX	069150	No premium; -10%, min. 23.5	
23.5-27	067850	No premium; -20% to 22.5, -30% below 22.5, -20% above 27	25-26 BRIX	069320	+ or - 10%, max. \$1200.00	
				069525	No premium; -20% above or below, acceptable limits 24.5-26.5	
24 BRIX	067875	No premium; -10% below				
	068250	No premium; -10% below, min. 23				
	068280	No premium; -10% above or below				
	068290	+10% above, min acceptance 23				
	068320	+ 10% above, max. \$900.00				

**TABLE 9: TONS OF GRAPES CRUSHED TO GROWERS' ACCOUNTS BY CALIFORNIA PROCESSORS
FROM THE 2001 CROP BY TYPE, VARIETY, AND REPORTING DISTRICT WHERE GROWN, WITH COMPARISONS**

Type and Variety	1	2	3	4	5	6	7	8	9	10
	Tons									
RAISIN GRAPES:										
Thompson Seedless	0.0	0.0	0.0	0.0	0.0	0.0	0.0	0.0	0.0	0.0
Total Raisin	0.0	0.0	0.0	0.0	0.0	0.0	0.0	0.0	0.0	0.0
WINE GRAPES (WHITE):										
Chardonnay *	1,321.7	42.2	484.9	976.4	343.8	24.8	2,849.2	1,270.7	24.2	79.4
Chenin Blanc	0.0	0.0	0.0	0.0	0.0	0.0	0.0	0.0	0.0	0.0
Flora	0.0	0.0	0.0	23.2	0.0	0.0	0.0	0.0	0.0	0.0
French Colombard	7.9	0.0	0.0	0.0	0.0	0.0	0.0	0.0	0.0	0.0
Gewurztraminer	0.0	0.0	0.0	0.0	0.0	0.0	25.4	0.0	0.0	0.0
Gray Riesling *	0.0	0.0	8.4	0.0	0.0	0.0	0.0	0.0	0.0	0.0
Muscat Blanc *	2.7	0.0	0.0	1.2	0.0	0.0	0.0	36.6	0.0	0.0
Muscat Orange	0.0	0.0	0.0	0.0	0.0	0.0	0.0	16.4	0.0	0.0
Palomino *	0.0	0.0	0.0	0.0	0.0	0.0	0.0	0.0	0.0	0.0
Pinot Blanc	52.9	0.0	0.0	47.9	0.0	0.0	0.0	151.5	0.0	0.0
Pinot Gris *	0.0	0.0	0.8	27.1	0.0	0.0	0.0	0.0	0.0	0.0
Roussanne	0.0	0.0	5.3	0.0	0.0	0.0	0.0	8.0	0.0	0.0
Sauvignon Blanc	119.6	102.5	10.0	550.1	0.0	3.0	116.6	173.7	1.9	0.0
Sauvignon Vert *	0.0	0.0	0.0	0.4	0.0	0.0	0.7	0.0	0.0	0.0
Semillon	0.0	0.0	0.0	116.0	0.0	0.0	0.9	0.0	0.0	0.0
Symphony	0.0	0.0	0.0	0.0	0.0	0.0	0.0	0.0	0.0	0.0
Viognier	1.1	0.0	0.9	10.2	65.0	0.0	0.0	0.9	0.0	0.0
White Riesling *	65.7	0.0	0.0	0.0	0.0	0.0	6.0	0.0	0.0	0.0
Other White 1/	0.0	0.0	0.0	0.0	0.0	0.0	0.7	0.0	0.0	0.0
Total White	1,571.6	144.7	510.3	1,752.5	408.8	27.8	2,999.5	1,657.8	26.1	79.4
WINE GRAPES (RED):										
Alicante Bouschet *	0.0	0.0	0.0	0.0	0.0	0.0	0.0	0.0	0.0	0.0
Alvarelhao	0.0	0.0	0.0	0.0	0.0	0.0	1.0	0.0	0.0	0.0
Barbera	0.0	0.0	0.0	0.0	0.0	0.0	0.0	24.0	0.0	18.0
Cabernet Franc	0.0	0.0	13.1	110.3	0.0	0.0	8.7	5.8	0.0	16.8
Cabernet Sauvignon	362.0	101.2	154.7	1,507.4	24.3	41.2	249.6	1,425.1	5.3	78.3
Carignane	0.0	0.0	0.0	0.0	0.0	0.0	0.0	0.0	0.0	0.0
Carnelian	0.0	0.0	0.0	0.0	0.0	0.0	0.0	0.0	0.0	0.0
Charbono	0.0	0.0	0.0	5.1	0.0	0.0	0.0	0.0	0.0	1.0
Dolcetto	0.0	0.0	0.0	43.9	0.0	0.0	0.0	0.0	0.0	0.0
Gamay (Napa) *	0.0	0.0	0.0	2.0	201.2	0.0	0.0	0.0	0.0	0.0
Graciano	0.0	0.0	0.0	0.0	0.0	0.0	0.0	0.0	0.0	0.0
Grenache *	0.0	0.0	1.2	0.2	0.0	0.0	0.9	0.0	0.0	0.0
Malbec	0.0	0.0	0.0	1.0	0.0	0.0	1.4	0.0	0.0	0.0
Mataro *	0.0	0.0	0.0	0.0	0.0	0.0	1.3	0.0	0.0	0.0
Merlot	124.7	36.9	139.1	542.8	10.1	9.6	28.8	762.0	2.0	11.1
Meunier *	0.0	0.0	41.3	14.4	0.0	0.0	0.0	0.0	0.0	0.0
Nebbiolo	0.0	0.0	0.0	0.0	0.0	0.0	0.0	10.6	0.0	0.0
Petit Verdot	0.0	0.0	0.0	9.7	0.0	0.0	1.9	0.0	0.0	0.0
Petite Sirah	33.7	0.0	4.0	38.0	0.0	2.9	2.0	99.1	4.4	0.0
Pfeffer Cabernet	0.0	0.0	0.0	0.0	0.0	0.0	0.0	0.0	0.0	0.0
Pinot Noir	483.5	0.0	154.6	136.7	0.0	46.7	237.2	310.1	0.0	0.0
Pinotage	0.0	0.0	1.2	0.0	0.0	0.0	0.0	0.0	0.0	0.0
Primitivo	0.0	0.0	0.0	0.0	0.0	0.0	0.0	0.0	0.0	1.8
Refosco *	0.0	0.0	0.0	0.0	0.0	0.0	0.0	0.0	0.0	0.0
Royalty	0.0	0.0	0.0	0.0	0.0	0.0	0.0	0.0	0.0	0.0
Rubired *	0.0	0.0	0.0	0.0	0.0	0.0	1.0	0.0	0.0	0.0
Ruby Cabernet	0.0	0.0	0.0	0.0	0.0	0.0	0.0	0.0	0.0	0.0
Sangiovese *	62.8	0.0	14.4	69.5	0.0	0.0	5.8	32.8	5.3	5.3
Souzao	0.0	0.0	0.0	0.0	0.0	0.0	0.9	0.0	0.0	0.0
Syrah *	3.4	24.6	29.2	82.1	0.0	0.0	230.9	577.9	0.0	9.3
Tempranillo *	0.0	0.0	0.0	0.0	0.0	0.0	0.0	0.0	0.0	0.0
Tinta Cao	0.0	0.0	0.0	0.0	0.0	0.0	0.9	0.0	0.0	0.0
Touriga Nacional *	0.0	0.0	0.0	0.0	0.0	0.0	1.1	0.0	0.0	0.0
Zinfandel	238.3	20.6	284.0	396.8	0.0	41.1	37.2	329.3	66.4	70.2
Other Red 1/	0.0	0.0	0.0	0.7	0.0	0.8	0.0	2.5	0.0	0.0
Total Red	1,308.4	183.3	836.8	2,960.6	235.6	142.3	810.6	3,579.2	83.4	211.8
TOTAL WINE	2,880.0	328.0	1,347.1	4,713.1	644.4	170.1	3,810.1	5,237.0	109.5	291.2
TOTAL ALL VARIETIES	2,880.0	328.0	1,347.1	4,713.1	644.4	170.1	3,810.1	5,237.0	109.5	291.2

**TABLE 9: TONS OF GRAPES CRUSHED TO GROWERS' ACCOUNTS BY CALIFORNIA PROCESSORS
FROM THE 2001 CROP BY TYPE, VARIETY, AND REPORTING DISTRICT WHERE GROWN, WITH COMPARISONS**

Type and Variety	11	12	13	14	15	16	17	2001 State Total	2000 State Total
	Tons								
RAISIN GRAPES:									
Thompson Seedless	0.0	0.0	3,225.3	0.0	0.0	0.0	0.0	3,225.3	124.9
Total Raisin	0.0	0.0	3,225.3	0.0	0.0	0.0	0.0	3,225.3	124.9
WINE GRAPES (WHITE):									
Chardonnay *	140.7	24.1	23.0	379.7	0.0	0.0	103.2	8,088.0	9,532.3
Chenin Blanc	0.0	0.0	0.0	677.9	0.0	0.0	74.6	752.5	364.5
Flora	0.0	0.0	0.0	0.0	0.0	0.0	0.0	23.2	0.0
French Colombard	0.0	0.0	108.8	0.0	0.0	0.0	0.0	116.7	1,642.3
Gewurztraminer	0.0	0.0	0.0	0.0	0.0	0.0	0.0	25.4	57.1
Gray Riesling *	0.0	0.0	0.0	0.0	0.0	0.0	0.0	8.4	9.9
Muscat Blanc *	0.0	0.0	0.0	0.0	0.0	0.0	0.0	40.5	161.3
Muscat Orange	0.0	0.0	0.0	0.0	0.0	0.0	0.0	16.4	0.0
Palomino *	0.0	0.0	0.0	0.0	0.0	0.0	0.0	0.0	34.9
Pinot Blanc	0.0	0.0	0.0	0.0	0.0	0.0	0.0	252.3	187.6
Pinot Gris *	0.0	0.0	0.0	0.0	0.0	0.0	0.0	27.9	15.7
Roussanne	0.0	0.0	0.0	0.0	0.0	0.0	0.0	13.3	0.0
Sauvignon Blanc	2.3	9.5	0.0	0.0	5.1	0.0	0.0	1,094.3	523.8
Sauvignon Vert *	0.0	0.0	0.0	0.0	0.0	0.0	0.0	1.1	0.0
Semillon	0.0	0.0	0.0	0.0	0.0	0.0	0.0	116.9	1.4
Symphony	0.0	0.0	0.0	0.0	0.0	0.0	19.4	19.4	0.0
Viognier	59.3	84.6	0.0	0.0	0.0	0.0	0.0	222.0	799.1
White Riesling *	0.0	0.0	0.0	0.0	0.0	0.0	0.0	71.7	54.4
Other White 1/	2.0	0.0	0.0	0.0	0.0	0.0	0.0	2.7	0.0
Total White	204.3	118.2	131.8	1,057.6	5.1	0.0	197.2	10,892.7	13,384.3
WINE GRAPES (RED):									
Alicante Bouschet *	41.8	0.0	0.0	0.0	0.0	0.0	0.0	41.8	52.0
Alvarelhao	0.0	0.0	0.0	0.0	0.0	0.0	0.0	1.0	0.0
Barbera	81.1	0.0	89.7	0.0	0.0	0.0	0.0	212.8	159.2
Cabernet Franc	39.0	0.0	0.0	0.0	0.1	0.0	0.0	193.8	1,949.8
Cabernet Sauvignon	1,657.3	1,131.7	291.9	325.3	9.3	253.1	0.0	7,617.7	11,763.4
Carignane	140.9	0.0	84.7	0.0	0.0	0.0	0.0	225.6	526.7
Carnelian	0.0	0.0	0.0	0.0	0.0	0.0	0.0	0.0	92.5
Charbono	0.0	0.0	0.0	0.0	0.0	0.0	0.0	6.1	0.0
Dolcetto	0.0	0.0	0.0	0.0	0.0	0.0	0.0	43.9	21.9
Gamay (Napa) *	0.0	0.0	0.0	0.0	0.0	0.0	0.0	203.2	7.7
Graciano	1.4	0.0	0.0	0.0	0.0	0.0	0.0	1.4	0.0
Grenache *	1.1	0.0	0.0	0.0	0.0	0.0	0.0	3.4	44.9
Malbec	0.0	0.0	0.0	0.0	0.0	0.0	0.0	2.4	8.0
Mataro *	0.0	0.0	0.0	0.0	0.0	0.0	0.0	1.3	17.7
Merlot	66.2	679.1	2,574.8	0.0	3.1	148.5	0.0	5,138.8	4,696.8
Meunier *	0.0	0.0	0.0	0.0	0.0	0.0	0.0	55.7	0.0
Nebbiolo	0.0	0.0	0.0	0.0	0.0	0.0	0.0	10.6	11.3
Petit Verdot	0.0	0.0	0.0	0.0	0.0	0.0	0.0	11.6	11.9
Petite Sirah	36.5	234.3	0.0	0.0	0.0	0.0	0.0	454.9	53.2
Pfeffer Cabernet	0.0	0.0	0.0	0.0	0.0	0.0	0.0	0.0	1.5
Pinot Noir	0.0	2.4	0.0	0.0	0.4	0.0	0.0	1,371.6	551.0
Pinotage	0.0	0.0	0.0	0.0	0.0	0.0	0.0	1.2	0.0
Primitivo	0.0	0.0	0.0	0.0	0.0	0.0	0.0	1.8	0.0
Refosco *	0.0	0.0	0.0	0.0	0.0	0.0	0.0	0.0	8.4
Royalty	0.0	0.0	0.0	140.2	0.0	0.0	0.0	140.2	0.0
Rubired *	0.0	0.0	36.8	0.0	0.0	0.0	0.0	37.8	635.5
Ruby Cabernet	0.9	0.0	0.0	0.0	0.0	0.0	0.0	0.9	69.7
Sangiovetto *	4.4	110.2	0.0	0.0	0.0	0.0	0.0	310.5	307.4
Souzao	0.0	0.0	0.0	0.0	0.0	0.0	0.0	0.9	0.0
Syrah *	400.4	497.3	469.0	0.0	0.0	0.0	0.0	2,324.1	2,875.1
Tempranillo *	2.0	0.0	0.0	0.0	0.0	0.0	0.0	2.0	0.0
Tinta Cao	0.0	0.0	0.0	0.0	0.0	0.0	0.0	0.9	0.0
Touriga Nacional *	0.0	0.0	0.0	0.0	0.0	0.0	0.0	1.1	0.0
Zinfandel	1,056.2	0.0	0.0	0.0	0.0	0.0	0.0	2,540.1	5,202.6
Other Red 1/	0.0	23.6	0.0	0.0	0.0	0.0	0.0	27.6	72.6
Total Red	3,529.2	2,678.6	3,546.9	465.5	12.9	401.6	0.0	20,986.7	29,140.8
TOTAL WINE	3,733.5	2,796.8	3,678.7	1,523.1	18.0	401.6	197.2	31,879.4	42,525.1
TOTAL ALL VARIETIES	3,733.5	2,796.8	6,904.0	1,523.1	18.0	401.6	197.2	35,104.7	42,650.0

* Synonyms for variety names are shown on Page 5.

1/ Other categories include minor and mixed varieties.

**TABLE 10: WEIGHTED AVERAGE GROWER RETURNS PER TON DELIVERED BASIS NON-RELATED PURCHASE
FOR WINE, CONCENTRATE, JUICE, VINEGAR, AND BEVERAGE BRANDY BY CALIFORNIA PROCESSORS
FROM THE 2001 CROP BY TYPE, VARIETY, AND REPORTING DISTRICT WHERE GROWN, WITH COMPARISONS**

Type and Variety	1	2	3	4	5	6	7	8	9	10
	Dollars									
RAISIN GRAPES:										
Black Corinth *	0.00	0.00	0.00	0.00	0.00	0.00	0.00	0.00	0.00	0.00
Canner	0.00	0.00	0.00	0.00	0.00	0.00	0.00	0.00	0.00	0.00
Dovine	0.00	0.00	0.00	0.00	0.00	0.00	0.00	0.00	0.00	0.00
Fiesta	0.00	0.00	0.00	0.00	0.00	0.00	0.00	0.00	0.00	0.00
Sultana	0.00	0.00	0.00	0.00	0.00	0.00	0.00	0.00	0.00	0.00
Thompson Seedless	0.00	0.00	0.00	0.00	0.00	0.00	0.00	0.00	0.00	0.00
Other Raisin 1/	0.00	0.00	0.00	0.00	0.00	0.00	0.00	0.00	0.00	0.00
Total Raisin	0.00	0.00	0.00	0.00	0.00	0.00	0.00	0.00	0.00	0.00
TABLE GRAPES:										
Black Monukka	0.00	0.00	0.00	0.00	0.00	0.00	0.00	0.00	0.00	0.00
Black Prince *	0.00	0.00	0.00	0.00	0.00	600.00	0.00	0.00	0.00	0.00
Calmeria	0.00	0.00	0.00	0.00	0.00	0.00	0.00	0.00	0.00	0.00
Cardinal	0.00	0.00	0.00	0.00	0.00	0.00	0.00	0.00	0.00	0.00
Christmas Rose	0.00	0.00	0.00	0.00	0.00	0.00	0.00	0.00	0.00	0.00
Concord	0.00	0.00	0.00	0.00	0.00	0.00	0.00	0.00	0.00	0.00
Emerald Seedless *	0.00	0.00	0.00	0.00	0.00	0.00	0.00	0.00	0.00	0.00
Emperor	0.00	0.00	0.00	0.00	0.00	0.00	0.00	0.00	0.00	0.00
Exotic	0.00	0.00	0.00	0.00	0.00	0.00	0.00	0.00	0.00	0.00
Fantasy Seedless	0.00	0.00	0.00	0.00	0.00	0.00	0.00	0.00	0.00	0.00
Flame Seedless *	0.00	0.00	0.00	0.00	0.00	0.00	0.00	0.00	0.00	0.00
Flame Tokay	0.00	0.00	0.00	0.00	0.00	0.00	0.00	0.00	0.00	0.00
Italia *	0.00	0.00	0.00	0.00	0.00	0.00	0.00	0.00	0.00	0.00
Malaga *	0.00	0.00	0.00	0.00	0.00	0.00	0.00	0.00	0.00	0.00
Marroo	0.00	0.00	0.00	0.00	0.00	0.00	0.00	0.00	0.00	0.00
Perlette	0.00	0.00	0.00	0.00	0.00	0.00	0.00	0.00	0.00	0.00
Red Crimson *	0.00	0.00	0.00	0.00	0.00	0.00	0.00	0.00	0.00	0.00
Red Globe *	0.00	0.00	0.00	0.00	0.00	0.00	0.00	0.00	0.00	0.00
Red Seedless	0.00	0.00	0.00	0.00	0.00	0.00	0.00	0.00	0.00	0.00
Ribier	0.00	0.00	0.00	0.00	0.00	0.00	0.00	0.00	0.00	0.00
Ruby Seedless *	0.00	0.00	0.00	0.00	0.00	0.00	0.00	0.00	0.00	0.00
Sugraone *	0.00	0.00	0.00	0.00	0.00	0.00	0.00	0.00	0.00	0.00
Other Table 1/	0.00	0.00	0.00	0.00	0.00	0.00	0.00	0.00	0.00	0.00
Total Table	0.00	0.00	0.00	0.00	0.00	600.00	0.00	0.00	0.00	0.00
WINE GRAPES (WHITE):										
Arneis	1,566.67	0.00	0.00	0.00	0.00	0.00	1,666.09	0.00	0.00	0.00
Burger *	0.00	0.00	0.00	0.00	0.00	0.00	0.00	0.00	0.00	0.00
Chardonnay *	1,303.20	1,205.87	1,887.03	2,275.50	898.19	1,311.49	1,136.24	1,522.30	498.92	1,210.12
Chenin Blanc	736.52	200.00	661.50	849.41	358.03	2,338.00	514.38	650.17	222.20	0.00
Emerald Riesling	0.00	0.00	0.00	0.00	0.00	0.00	0.00	0.00	0.00	0.00
Flora	0.00	0.00	0.00	1,545.99	0.00	0.00	0.00	0.00	0.00	0.00
French Colombard	589.54	0.00	573.81	1,000.00	294.83	0.00	275.00	0.00	0.00	300.00
Gewurztraminer	1,001.82	800.00	1,309.92	1,390.70	0.00	1,079.92	961.52	894.33	950.00	916.67
Gray Riesling *	0.00	0.00	1,111.00	0.00	0.00	0.00	0.00	0.00	0.00	0.00
Green Hungarian	600.00	0.00	0.00	0.00	0.00	0.00	0.00	0.00	0.00	0.00
Malvasia Bianca *	0.00	0.00	1,700.00	2,000.00	725.00	800.00	911.09	0.00	0.00	0.00
Marsanne	1,800.00	0.00	2,000.00	2,000.00	0.00	1,479.88	1,326.43	2,100.00	0.00	1,440.00
Melon	0.00	0.00	1,848.14	0.00	0.00	0.00	0.00	0.00	0.00	0.00
Muscat Blanc *	1,424.28	1,049.82	2,035.52	1,381.08	0.00	0.00	942.47	826.59	1,050.00	1,081.54
Muscat Orange	1,545.56	0.00	0.00	0.00	0.00	0.00	1,083.74	1,160.34	700.00	813.70
Muscat of Alexandria	0.00	0.00	0.00	0.00	0.00	0.00	0.00	0.00	850.00	0.00
Palomino *	0.00	0.00	0.00	0.00	0.00	0.00	0.00	0.00	0.00	0.00
Pinot Blanc	1,717.59	1,225.00	1,790.37	1,576.55	0.00	1,350.00	459.32	1,591.86	0.00	0.00
Pinot Gris *	1,491.45	0.00	1,897.03	1,701.97	657.31	1,388.25	1,255.83	1,417.41	1,200.00	1,205.00
Roussanne	1,800.00	0.00	1,967.27	0.00	0.00	1,300.00	1,663.93	2,069.58	0.00	1,297.41
Sauvignon Blanc	1,114.92	1,039.70	1,502.47	1,575.13	595.24	704.80	903.54	970.58	526.45	681.76
Sauvignon Musque	0.00	900.00	1,642.58	1,861.37	0.00	800.00	0.00	0.00	0.00	0.00
Sauvignon Vert *	0.00	0.00	1,200.00	1,617.41	0.00	0.00	0.00	0.00	0.00	0.00
Semillon	1,223.08	933.83	1,619.00	1,751.06	775.00	1,033.40	1,283.86	688.73	0.00	838.34
St. Emilion *	0.00	0.00	0.00	0.00	0.00	0.00	0.00	0.00	0.00	0.00
Sylvaner	0.00	0.00	0.00	0.00	0.00	0.00	0.00	851.48	0.00	0.00
Symphony	0.00	0.00	0.00	0.00	275.00	0.00	0.00	0.00	275.00	0.00
Tocai Friulano	1,568.81	0.00	0.00	0.00	0.00	0.00	1,481.42	1,728.26	0.00	0.00

**TABLE 10: WEIGHTED AVERAGE GROWER RETURNS PER TON DELIVERED BASIS NON-RELATED PURCHASE FOR
WINE, CONCENTRATE, JUICE, VINEGAR, AND BEVERAGE BRANDY BY CALIFORNIA PROCESSORS
FROM THE 2001 CROP BY TYPE, VARIETY, AND REPORTING DISTRICT WHERE GROWN, WITH COMPARISONS**

Type and Variety	11	12	13	14	15	16	17	2001 State Total	2000 State Total
	Dollars								
RAISIN GRAPES:									
Black Corinth *	0.00	0.00	0.00	0.00	0.00	0.00	0.00	0.00	124.99
Canner	0.00	0.00	0.00	0.00	0.00	0.00	0.00	0.00	30.00
Dovine	0.00	0.00	75.00	0.00	0.00	0.00	0.00	75.00	0.00
Fiesta	0.00	0.00	76.31	0.00	0.00	0.00	0.00	76.31	127.15
Sultana	0.00	0.00	73.79	0.00	0.00	0.00	0.00	73.79	0.00
Thompson Seedless	0.00	115.49	85.63	87.26	0.00	0.00	0.00	86.05	124.86
Other Raisin 1/	0.00	0.00	0.00	0.00	0.00	0.00	0.00	0.00	146.90
Total Raisin	0.00	115.49	85.24	87.26	0.00	0.00	0.00	85.69	124.95
TABLE GRAPES:									
Black Monukka	0.00	0.00	0.00	0.00	0.00	0.00	0.00	0.00	100.00
Black Prince *	0.00	0.00	0.00	0.00	0.00	0.00	0.00	600.00	600.00
Calmeria	0.00	0.00	0.00	65.00	0.00	0.00	0.00	65.00	92.00
Cardinal	0.00	0.00	0.00	59.15	0.00	0.00	0.00	59.15	107.48
Christmas Rose	0.00	0.00	0.00	71.50	0.00	0.00	0.00	71.50	65.79
Concord	0.00	0.00	0.00	0.00	0.00	0.00	0.00	0.00	200.00
Emerald Seedless *	0.00	0.00	0.00	65.98	0.00	0.00	0.00	65.98	0.00
Emperor	0.00	0.00	0.00	59.15	0.00	0.00	0.00	59.15	40.96
Exotic	0.00	0.00	0.00	0.00	0.00	0.00	0.00	0.00	95.47
Fantasy Seedless	0.00	0.00	0.00	0.00	0.00	0.00	0.00	0.00	86.63
Flame Seedless *	0.00	0.00	75.00	71.21	0.00	0.00	0.00	71.51	98.11
Flame Tokay	97.62	0.00	0.00	0.00	0.00	0.00	0.00	97.62	136.98
Italia *	0.00	0.00	0.00	70.20	0.00	0.00	0.00	70.20	50.00
Malaga *	0.00	0.00	100.64	180.00	0.00	0.00	0.00	135.62	111.43
Marroo	0.00	0.00	0.00	0.00	0.00	0.00	0.00	0.00	91.32
Perlette	0.00	0.00	0.00	0.00	0.00	0.00	0.00	0.00	105.33
Red Crimson *	0.00	0.00	80.00	66.08	0.00	0.00	0.00	66.90	80.67
Red Globe *	0.00	0.00	0.00	71.20	0.00	0.00	0.00	71.20	82.12
Red Seedless	0.00	0.00	0.00	69.55	0.00	0.00	0.00	69.55	92.00
Ribier	0.00	0.00	0.00	61.43	0.00	0.00	0.00	61.43	150.00
Ruby Seedless *	0.00	0.00	0.00	71.50	0.00	0.00	0.00	71.50	135.24
Sugraone *	0.00	0.00	0.00	71.50	0.00	0.00	0.00	71.50	0.00
Other Table 1/	0.00	0.00	75.06	122.67	0.00	0.00	0.00	88.07	94.54
Total Table	97.62	0.00	80.13	83.80	0.00	0.00	0.00	87.12	117.93
WINE GRAPES (WHITE):									
Arneis	0.00	0.00	0.00	0.00	0.00	0.00	0.00	1,633.05	1,562.63
Burger *	136.77	184.96	174.37	178.21	0.00	0.00	0.00	167.37	174.20
Chardonnay *	464.86	325.07	281.91	256.89	1,257.00	851.42	589.94	907.55	971.00
Chenin Blanc	142.38	211.66	145.05	131.44	0.00	600.00	360.86	173.59	214.47
Emerald Riesling	0.00	0.00	0.00	182.44	0.00	0.00	0.00	182.44	185.00
Flora	0.00	0.00	0.00	0.00	0.00	0.00	0.00	1,545.99	668.03
French Colombard	190.20	134.28	123.62	132.61	0.00	0.00	0.00	130.18	150.06
Gewurztraminer	550.00	0.00	0.00	0.00	0.00	0.00	0.00	977.76	914.23
Gray Riesling *	250.00	0.00	0.00	0.00	0.00	0.00	0.00	610.95	1,008.35
Green Hungarian	0.00	0.00	0.00	220.00	0.00	0.00	0.00	231.80	238.96
Malvasia Bianca *	226.40	237.05	180.05	180.00	0.00	0.00	0.00	247.31	280.17
Marsanne	0.00	0.00	0.00	0.00	0.00	0.00	0.00	1,470.99	1,514.99
Melon	0.00	0.00	0.00	0.00	0.00	0.00	0.00	1,848.14	1,658.89
Muscat Blanc *	396.18	188.35	159.57	125.00	0.00	831.70	600.00	375.04	482.29
Muscat Orange	611.12	600.00	352.51	0.00	0.00	0.00	0.00	691.09	659.19
Muscat of Alexandria	0.00	0.00	190.53	150.54	0.00	645.90	0.00	173.30	208.37
Palomino *	0.00	0.00	106.43	0.00	0.00	220.00	0.00	106.61	131.28
Pinot Blanc	0.00	0.00	0.00	0.00	0.00	0.00	0.00	1,091.22	1,397.58
Pinot Gris *	632.80	500.00	0.00	827.70	0.00	0.00	656.56	1,030.13	1,068.76
Roussanne	0.00	0.00	0.00	0.00	0.00	1,000.00	900.00	1,815.74	1,788.57
Sauvignon Blanc	566.59	449.60	300.61	150.00	0.00	860.02	566.33	866.80	840.10
Sauvignon Musque	0.00	0.00	0.00	0.00	0.00	0.00	0.00	1,625.42	1,587.75
Sauvignon Vert *	0.00	0.00	0.00	0.00	0.00	0.00	0.00	1,484.60	776.80
Semillon	500.00	500.00	341.70	178.78	0.00	800.00	0.00	608.10	562.06
St. Emilion *	0.00	0.00	169.59	0.00	0.00	0.00	0.00	169.59	205.10
Sylvaner	0.00	0.00	0.00	0.00	0.00	0.00	0.00	851.48	851.48
Symphony	331.82	450.00	207.64	317.12	0.00	0.00	311.33	255.36	281.13
Tocai Friulano	0.00	0.00	0.00	0.00	0.00	0.00	0.00	1,564.99	1,602.13

**TABLE 10: WEIGHTED AVERAGE GROWER RETURNS PER TON DELIVERED BASIS NON-RELATED PURCHASE
FOR WINE, CONCENTRATE, JUICE, VINEGAR, AND BEVERAGE BRANDY BY CALIFORNIA PROCESSORS
FROM THE 2001 CROP BY TYPE, VARIETY, AND REPORTING DISTRICT WHERE GROWN, WITH COMPARISONS**

Type and Variety	1	2	3	4	5	6	7	8	9	10
	Dollars									
WINE GRAPES (WHITE): (Cont'd.)										
Verdelho	0.00	0.00	0.00	0.00	0.00	1,000.00	0.00	0.00	0.00	0.00
Viognier	1,589.29	1,600.00	2,292.05	2,267.23	713.78	1,042.16	1,615.29	1,497.90	0.00	1,407.31
White Riesling *	1,051.55	862.96	1,865.14	1,505.81	0.00	800.00	868.68	840.77	0.00	717.54
Other White 1/	0.00	0.00	734.62	2,200.00	0.00	1,200.00	1,300.00	0.00	0.00	1,320.71
Total White	1,243.45	1,062.85	1,814.11	2,036.53	742.57	1,214.35	1,080.25	1,347.39	484.05	1,030.80
WINE GRAPES (RED):										
Aglianico	0.00	0.00	0.00	0.00	0.00	0.00	0.00	0.00	0.00	1,250.00
Aleatico	0.00	0.00	0.00	0.00	0.00	0.00	0.00	0.00	0.00	0.00
Alicante Bouschet *	0.00	0.00	1,896.17	0.00	800.00	1,041.67	0.00	1,350.00	0.00	1,000.00
Alvarelhao	0.00	0.00	0.00	0.00	0.00	0.00	0.00	0.00	0.00	1,250.00
Barbera	1,890.72	1,593.60	2,067.96	1,981.88	0.00	837.64	1,823.68	1,184.68	0.00	1,156.47
Blaufraenkisch	0.00	0.00	0.00	0.00	0.00	0.00	0.00	0.00	0.00	0.00
Cabernet Franc	1,614.70	1,689.22	2,411.63	3,346.26	1,689.83	1,693.77	1,266.18	1,438.12	0.00	1,455.12
Cabernet Sauvignon	2,041.54	1,722.40	2,687.39	3,672.02	902.14	1,357.00	1,315.60	1,303.43	734.39	1,257.88
Carignane	724.28	0.00	1,518.01	1,611.52	461.34	794.06	700.00	0.00	0.00	1,200.00
Carmine	0.00	0.00	0.00	0.00	0.00	0.00	500.00	0.00	600.00	0.00
Carnelian	0.00	0.00	0.00	0.00	0.00	0.00	0.00	0.00	0.00	0.00
Centurian	0.00	0.00	0.00	0.00	0.00	0.00	0.00	0.00	0.00	0.00
Charbono	1,761.33	0.00	0.00	2,260.18	0.00	900.00	855.16	0.00	0.00	1,196.55
Cinsaut *	0.00	0.00	1,775.84	0.00	0.00	850.00	0.00	0.00	0.00	0.00
Counoise	3,000.00	0.00	0.00	0.00	0.00	0.00	0.00	1,823.45	0.00	0.00
Dolcetto	2,000.00	0.00	1,930.00	1,900.00	0.00	2,000.00	1,000.00	1,399.73	0.00	1,604.94
Durif	0.00	0.00	0.00	0.00	0.00	0.00	0.00	0.00	0.00	0.00
Early Burgundy	0.00	0.00	1,000.00	1,000.00	0.00	0.00	0.00	0.00	0.00	0.00
Freisa	0.00	0.00	0.00	0.00	0.00	0.00	0.00	0.00	0.00	0.00
Gamay (Napa) *	735.59	700.00	1,199.84	932.73	759.33	0.00	886.76	815.62	1,000.00	0.00
Gamay Beaujolais	0.00	0.00	1,000.00	800.00	0.00	0.00	0.00	0.00	0.00	0.00
Grand Noir	0.00	0.00	0.00	0.00	0.00	1,300.00	0.00	0.00	0.00	0.00
Grenache *	1,837.70	1,545.83	2,435.37	3,223.27	500.00	1,164.83	692.37	1,743.12	900.00	854.40
Lagrein	0.00	0.00	0.00	0.00	0.00	0.00	1,400.00	1,611.57	0.00	0.00
Malbec	2,000.00	1,800.00	2,528.39	3,081.24	0.00	1,785.00	1,249.64	1,304.33	950.00	1,033.16
Mataro *	3,000.00	0.00	2,372.76	2,793.83	500.00	1,374.44	1,345.75	1,705.10	900.00	1,355.67
Merlot	1,746.28	1,376.01	2,108.40	2,732.86	1,147.17	1,214.10	1,242.12	1,315.46	718.44	1,389.05
Meunier *	1,400.00	0.00	2,066.51	1,515.54	0.00	0.00	0.00	0.00	0.00	0.00
Mission	0.00	0.00	0.00	0.00	0.00	0.00	0.00	0.00	0.00	500.00
Montepulciano	1,700.00	0.00	0.00	0.00	0.00	0.00	0.00	0.00	985.00	0.00
Muscat Hamburg *	0.00	0.00	0.00	0.00	0.00	1,000.00	0.00	0.00	0.00	608.38
Nebbiolo	1,683.12	1,800.00	2,500.00	2,757.35	0.00	2,020.00	0.00	1,450.11	0.00	1,185.71
Negrette *	0.00	0.00	0.00	0.00	0.00	0.00	2,142.58	0.00	0.00	0.00
Negroamaro	1,700.00	0.00	0.00	0.00	0.00	0.00	0.00	0.00	0.00	0.00
Petit Verdot	2,214.36	1,918.02	2,370.86	4,463.58	0.00	1,789.47	1,444.57	1,314.22	883.23	0.00
Petite Sirah	1,956.29	1,944.55	2,415.08	2,969.29	1,502.49	1,241.91	1,208.33	1,185.41	1,040.02	1,553.60
Pfeffer Cabernet	0.00	0.00	0.00	0.00	0.00	1,200.00	1,864.79	0.00	0.00	0.00
Pinot Noir	1,725.53	0.00	2,197.57	2,120.62	845.47	2,020.74	1,533.06	2,165.23	1,731.62	1,128.07
Pinotage	1,500.00	0.00	1,750.00	2,000.00	0.00	0.00	0.00	0.00	0.00	1,250.00
Portugieser Blauer *	1,200.00	0.00	0.00	0.00	0.00	0.00	0.00	0.00	0.00	0.00
Primitivo	0.00	0.00	0.00	1,510.50	1,150.00	0.00	1,425.00	1,630.20	0.00	842.42
Refosco *	0.00	0.00	1,000.00	0.00	0.00	2,000.00	1,771.83	1,356.34	0.00	0.00
Royalty	0.00	0.00	0.00	0.00	0.00	0.00	0.00	0.00	0.00	0.00
Rubired *	0.00	0.00	0.00	0.00	0.00	0.00	0.00	0.00	0.00	0.00
Ruby Cabernet	0.00	0.00	2,100.00	0.00	0.00	0.00	0.00	0.00	0.00	0.00
Salvador	0.00	0.00	0.00	0.00	0.00	0.00	0.00	0.00	0.00	0.00
Sangiovese *	1,500.29	1,630.04	1,960.30	2,145.55	1,392.75	1,213.58	1,267.75	1,413.71	802.16	1,163.96
Souzao	0.00	500.00	0.00	0.00	0.00	1,300.00	2,000.00	1,400.00	0.00	750.00
Syrah *	1,798.22	1,500.52	2,325.25	2,485.54	1,229.96	1,209.42	1,299.93	1,424.90	523.00	1,253.93
Tannat	0.00	0.00	2,000.00	0.00	0.00	0.00	0.00	0.00	0.00	0.00
Tempranillo *	0.00	1,650.00	0.00	3,600.00	0.00	1,367.17	1,300.00	1,688.26	0.00	1,286.75
Teroldego	0.00	0.00	0.00	0.00	0.00	1,810.19	1,900.00	1,000.00	0.00	950.00
Terret Noir	0.00	0.00	0.00	0.00	0.00	0.00	0.00	0.00	0.00	0.00
Tinta Barroca	0.00	0.00	0.00	0.00	0.00	0.00	0.00	0.00	0.00	1,250.00
Tinta Cao	0.00	500.00	0.00	0.00	0.00	0.00	0.00	1,400.00	0.00	1,057.30
Tinta Madeira	0.00	500.00	0.00	0.00	0.00	0.00	0.00	0.00	0.00	0.00
Touriga Nacional *	0.00	500.00	0.00	0.00	0.00	1,000.00	0.00	1,400.00	0.00	900.00
Trousseau *	0.00	0.00	0.00	0.00	0.00	0.00	2,013.15	0.00	0.00	0.00
Zinfandel	1,605.86	928.05	2,493.69	2,043.26	756.29	1,158.15	1,032.56	873.88	395.18	1,042.57
Other Red 1/	1,006.76	0.00	2,636.25	2,500.00	0.00	500.00	1,934.68	1,586.49	940.53	1,180.58
Total Red	1,673.15	1,478.12	2,355.89	3,047.03	957.97	1,255.10	1,312.80	1,297.16	677.67	1,123.43
TOTAL WINE	1,476.86	1,292.48	2,138.55	2,791.27	839.28	1,236.13	1,179.46	1,313.78	579.86	1,113.43
TOTAL ALL VARIETIES	1,476.86	1,292.48	2,138.55	2,791.27	839.28	1,235.70	1,179.46	1,313.78	579.86	1,113.43

TABLE 10: WEIGHTED AVERAGE GROWER RETURNS PER TON DELIVERED BASIS NON-RELATED PURCHASE FOR WINE, CONCENTRATE, JUICE, VINEGAR, AND BEVERAGE BRANDY BY CALIFORNIA PROCESSORS FROM THE 2001 CROP BY TYPE, VARIETY, AND REPORTING DISTRICT WHERE GROWN, WITH COMPARISONS

Type and Variety	11	12	13	14	15	16	17	2001 State Total	2000 State Total
	Dollars								
WINE GRAPES (WHITE): (Cont'd.)									
Verdelho	850.00	0.00	0.00	0.00	0.00	0.00	0.00	873.44	800.00
Viognier	688.87	478.93	435.03	0.00	1,257.00	897.46	880.94	1,054.37	1,125.41
White Riesling *	198.21	0.00	225.00	0.00	0.00	787.09	0.00	882.09	875.91
Other White 1/	1,200.00	0.00	67.71	75.00	0.00	0.00	75.00	97.92	141.02
Total White	426.57	229.20	152.38	148.34	1,257.00	839.55	547.97	477.86	492.66
WINE GRAPES (RED):									
Aglianico	0.00	0.00	0.00	0.00	0.00	0.00	0.00	1,250.00	1,241.48
Aleatico	0.00	0.00	350.00	0.00	0.00	0.00	0.00	350.00	358.96
Alicante Bouschet *	624.51	0.00	231.90	130.00	0.00	0.00	1,007.90	325.13	319.87
Alvarelhao	675.00	0.00	0.00	0.00	0.00	0.00	0.00	790.00	744.44
Barbera	567.24	207.07	192.57	141.54	0.00	838.24	0.00	212.98	226.92
Blaufraenkisch	0.00	0.00	0.00	0.00	0.00	0.00	0.00	0.00	2,000.00
Cabernet Franc	619.42	0.00	0.00	0.00	0.00	1,004.06	0.00	1,775.24	1,642.80
Cabernet Sauvignon	521.36	374.49	283.29	210.71	1,500.00	934.53	659.86	1,103.41	1,082.29
Carignane	240.44	149.89	129.68	115.16	0.00	435.05	750.00	204.30	295.57
Carmine	0.00	0.00	321.93	296.67	0.00	0.00	0.00	314.46	322.18
Carnelian	0.00	0.00	180.25	220.03	0.00	0.00	0.00	194.84	207.70
Centurian	0.00	0.00	259.30	0.00	0.00	0.00	0.00	259.30	291.99
Charbono	900.00	0.00	0.00	0.00	0.00	0.00	0.00	1,905.64	1,894.73
Cinsaut *	900.00	0.00	0.00	77.66	900.00	899.92	1,000.00	393.94	202.58
Counoise	0.00	0.00	0.00	0.00	0.00	0.00	0.00	1,842.74	1,156.25
Dolcetto	899.07	0.00	0.00	0.00	0.00	0.00	0.00	1,618.70	1,513.61
Durif	0.00	0.00	0.00	0.00	0.00	0.00	0.00	0.00	1,000.00
Early Burgundy	600.00	0.00	0.00	0.00	0.00	0.00	0.00	925.00	967.54
Freisa	0.00	0.00	0.00	0.00	0.00	0.00	0.00	0.00	1,650.00
Gamay (Napa) *	600.00	0.00	190.38	223.50	0.00	0.00	350.00	545.70	579.84
Gamay Beaujolais	0.00	0.00	0.00	0.00	0.00	850.00	0.00	823.29	0.00
Grand Noir	0.00	0.00	0.00	0.00	0.00	0.00	0.00	1,300.00	1,250.00
Grenache *	234.05	134.37	144.13	118.15	711.55	289.91	669.74	155.82	169.25
Lagrein	0.00	0.00	389.26	0.00	0.00	0.00	0.00	651.95	687.65
Malbec	623.59	0.00	1,000.00	0.00	0.00	1,000.00	0.00	1,073.87	1,168.91
Mataro *	719.22	0.00	0.00	0.00	557.30	646.69	891.22	1,438.92	1,258.98
Merlot	587.51	428.20	305.83	305.81	1,257.00	1,151.89	648.86	1,072.94	1,028.81
Meunier *	0.00	0.00	0.00	0.00	0.00	0.00	0.00	1,841.58	1,927.10
Mission	0.00	168.19	158.61	172.39	0.00	0.00	0.00	161.09	159.97
Montepulciano	0.00	0.00	0.00	0.00	0.00	0.00	0.00	1,385.76	1,700.00
Muscat Hamburg *	600.00	550.00	0.00	0.00	0.00	0.00	0.00	632.74	578.55
Nebbiolo	0.00	0.00	250.00	0.00	0.00	900.00	0.00	1,417.03	1,421.20
Negrette *	0.00	0.00	0.00	0.00	0.00	0.00	0.00	2,142.58	2,050.96
Negroamaro	0.00	0.00	0.00	0.00	0.00	0.00	0.00	1,700.00	0.00
Petit Verdot	601.35	0.00	0.00	0.00	0.00	0.00	0.00	2,343.65	2,543.88
Petite Sirah	670.56	569.26	323.87	250.00	400.00	0.00	1,089.67	1,105.64	1,099.78
Pfeffer Cabernet	0.00	0.00	0.00	0.00	0.00	0.00	0.00	1,724.44	1,200.00
Pinot Noir	509.85	425.00	302.50	0.00	0.00	0.00	1,550.00	1,894.81	1,832.11
Pinotage	0.00	0.00	0.00	0.00	0.00	0.00	0.00	1,343.75	1,770.33
Portugieser Blauer *	0.00	0.00	0.00	0.00	0.00	0.00	0.00	1,200.00	1,193.30
Primitivo	300.00	0.00	0.00	0.00	0.00	0.00	0.00	434.77	1,672.09
Refosco *	0.00	0.00	0.00	0.00	0.00	0.00	0.00	1,577.05	1,320.36
Royalty	0.00	194.70	132.53	320.75	0.00	0.00	0.00	190.94	234.12
Rubired *	273.77	194.37	188.04	188.95	0.00	0.00	0.00	188.67	255.53
Ruby Cabernet	225.00	317.64	245.65	252.11	0.00	0.00	0.00	251.61	279.49
Salvador	0.00	150.00	75.00	218.71	500.00	900.00	0.00	213.27	271.23
Sangiovese *	542.89	0.00	189.87	74.80	0.00	871.90	0.00	760.61	821.28
Souzao	675.00	0.00	0.00	0.00	0.00	0.00	0.00	1,357.71	709.49
Syrah *	622.74	409.05	201.97	237.42	919.82	1,188.21	817.85	715.55	769.45
Tannat	0.00	0.00	0.00	0.00	0.00	0.00	0.00	2,000.00	509.09
Tempranillo *	1,153.85	140.89	274.53	401.89	0.00	1,000.00	0.00	316.60	243.69
Teroldego	0.00	0.00	0.00	0.00	0.00	0.00	0.00	1,551.78	1,873.26
Terret Noir	0.00	0.00	0.00	0.00	0.00	0.00	0.00	0.00	900.00
Tinta Barroca	0.00	0.00	0.00	0.00	0.00	0.00	0.00	1,250.00	0.00
Tinta Cao	0.00	0.00	0.00	0.00	0.00	0.00	0.00	1,055.94	1,087.13
Tinta Madeira	0.00	0.00	0.00	0.00	0.00	0.00	0.00	500.00	1,450.00
Touriga Nacional *	685.87	0.00	365.00	0.00	0.00	0.00	0.00	672.15	886.64
Trousseau *	714.06	0.00	0.00	0.00	0.00	0.00	0.00	1,739.66	1,790.31
Zinfandel	456.04	289.74	238.64	268.37	969.02	788.14	382.82	542.88	482.19
Other Red 1/	860.19	200.00	72.09	0.00	481.50	0.00	0.00	1,318.20	412.98
Total Red	502.98	294.64	206.51	208.52	838.63	1,005.02	628.37	681.95	637.33
TOTAL WINE	479.26	263.79	182.01	175.27	848.95	935.76	566.97	593.61	570.88
TOTAL ALL VARIETIES	466.79	262.56	164.78	158.07	848.95	935.76	566.97	542.64	496.91

* Synonyms for variety names are shown on Page 5.
1/ Other categories include minor and mixed varieties.

*California Agricultural Statistics Service
publications are available
on the Internet at:*

<http://www.nass.usda.gov/ca>

CALIFORNIA AGRICULTURAL STATISTICS SERVICE

UNITED STATES
DEPARTMENT OF AGRICULTURE
 NATIONAL AGRICULTURAL STATISTICS SERVICE

STATE OF CALIFORNIA
DEPT. OF FOOD & AGRICULTURE
 AGRICULTURAL STATISTICS BRANCH

P.O. BOX 1258
 SACRAMENTO, CA 95812
 (916) 498-5161 / Fax: (916) 498-5186

If you want one or more current releases on a one-time basis only, please complete this side of the form. We will mail you the latest release unless you indicate otherwise. When ordering diskettes, please be sure to check the appropriate file format box.

If you wish to be placed on our regular mailing list for upcoming releases, please complete the back of this form by following the printed instructions.

Publications on this order form can be viewed free of charge on our Web site at www.nass.usda.gov/ca. Please forward any inquires to our E-mail address at nass-ca@nass.usda.gov.

Check Here	Publication Title and Description	List Years You Are Buying	Domestic Charge	Enter Amount
HARD COPY				
	Grape Crush Report (Final): Annual Bulletin (Published in March) Tons purchased and crushed, Brix factors and price per ton by variety, by district. Crop years available: 1976-2001		\$ 10.00 per year	
	Grape Acreage: Annual Bulletin (Published in June) Grape acreage by year planted, variety and county. Crop years available: 1961, 1964, 1969, and 1972-2001		\$ 10.00 per year	
	Summary of County Agricultural Commissioners' Reports: Annual Bulletin (Published in August) Gross values by commodity groups. Crop years available: 1981-2001		\$ 5.00 per year	
	County Agricultural Commissioners' Data: Annual Bulletin (Published in August) County acreage, production, and value by commodity. Crop years available: 1980-2001		\$ 20.00 per year	
	California Agricultural Resource Directory: 2002 Annual Bulletin (2001 Crop) Year-End Summary for Fruit and Nut Crops, Field Crops, Vegetable and Melon Crops, Livestock, Dairy, and Poultry. Also includes Cash Receipts, Floriculture, Top Counties, U.S. and State Rankings, and Exports.		\$ 15.00	
	Dot Maps: 1990 Bulletin Acreage, yield, production, and value for 50 major commodities.		\$ 15.00	
DISKETTE				
All data files are IBM-PC compatible on 3.5 disks. Operating System: Windows 95/98 Please indicate File Format: <input type="checkbox"/> WordPerfect <input type="checkbox"/> Spreadsheet <input type="checkbox"/> Xbase				
	Grape Crush Report (Final): Annual Bulletin (Published in March) Tons purchased and crushed, Brix factors and price per ton by variety, by district. Crop years available: 1991-2001		\$ 20.00 per year	
	Grape Acreage: Annual Bulletin (Published in June) Grape acreage by year planted, variety and county. Crop years available: 1991-2001		\$ 20.00 per year	
	County Agricultural Commissioners' Data: Annual Bulletin (Published in August) County acreage, yield, production, and value by commodity. Crop years available: 1986-2001		\$ 20.00 per year	
TOTAL CHARGE				

Make check or money order payable to:

CASS/CDFA

Send this order form with remittance to:

California Agricultural Statistics Service
 P.O. Box 1258
 Sacramento, CA 95812-1258

Company or Firm Name:
Name:
Mailing Address:
City, State & Zip:
E-mail Address:

CALIFORNIA AGRICULTURAL STATISTICS SERVICE

Please use this form to subscribe to the following publications. Check the publications you wish to receive, enter the subscription rate in the space provided and total the cost at the bottom of the column.

Publications on this order form can be viewed free of charge on our Web site at www.nass.usda.gov/ca. Please forward any inquires to our E-mail address at nass-ca@nass.usda.gov.

Check Here	Publication Title and Description	Subscription Rate (First-Class Mail)		Amount
		Foreign <u>1/</u>	Domestic <u>2/</u>	
907	Crop Weather Report: <u>Weekly</u> Weather's effect on crops; planting and harvesting information; weekly/accumulated precipitation data and temperatures by station.	\$ 60.00	\$ 30.00	
910	Field Crop Review: <u>Monthly</u> Grain, cotton, hay, potatoes, sugar beets, etc. acreage, production and value; price/warehouse data.	\$ 30.00	\$ 15.00	
920	Fruit and Nut Review: <u>Monthly Except November</u> Berry, grape, citrus, deciduous fruit and nut acreage, production, price and utilization.	\$ 30.00	\$ 15.00	
922	Grape Crush Report (Preliminary and Final): <u>February & March Bulletins</u> Tons purchased and crushed, Brix factors and price per ton by variety, by district.	\$ 40.00	\$ 20.00	
923	Grape Acreage: <u>Annual Bulletin</u> Grape acreage by year planted, variety and county.	\$ 20.00	\$ 10.00	
931	Vegetable Review: <u>Five Times Per Year (January, April, July, September & October)</u> Processing and fresh market vegetable and potato acreage, production and value.	\$ 14.00	\$ 7.00	
940	Livestock Review: <u>Monthly</u> Livestock inventories, intentions and values; pasture, slaughter and on-feed data for cattle and sheep.	\$ 30.00	\$ 15.00	
960	Poultry Review: <u>Monthly</u> Chicken and turkey settings, hatchings, eggs produced, inventory, value, and cold storage.	\$ 30.00	\$ 15.00	
TOTAL SUBSCRIPTION FEES				

1/ Foreign mailing is via air mail. All checks must be drawn on a U.S. bank.

2/ Mexico's rate is the same as domestic rate.

Make check or money order payable to:

CASS/CDFA

Send this order form with remittance to:

California Agricultural Statistics Service
P.O. Box 1258
Sacramento, CA 95812-1258

Company or Firm Name:
Name:
Mailing Address:
City, State & Zip:
E-mail Address: