



GRAPE CRUSH REPORT

Final 2006 Crop

**California Department of Food and Agriculture
March 9, 2007**

MAP AND DEFINITIONS OF CALIFORNIA GRAPE PRICING DISTRICTS



1. Mendocino County
2. Lake County
3. Sonoma and Marin Counties
4. Napa County
5. Solano County
6. Alameda, Contra Costa, Santa Clara, San Francisco, San Mateo, and Santa Cruz Counties
7. Monterey and San Benito Counties
8. San Luis Obispo, Santa Barbara, and Ventura Counties
9. Yolo County north of Interstate 80 to the junction of Interstate 80 and U.S. 50 and north of U.S. 50; Sacramento County north of U.S. 50; Del Norte, Siskiyou, Modoc, Humboldt, Trinity, Shasta, Lassen, Tehama, Plumas, Glenn, Butte, Colusa, Sutter, Yuba, and Sierra Counties.
10. Nevada, Placer, El Dorado, Amador, Calaveras, Tuolumne and Mariposa Counties
11. San Joaquin County north of State Highway 4; and Sacramento County south of U.S. 50 and east of Interstate 5
12. San Joaquin County south of State Highway 4; Stanislaus and Merced Counties
13. Madera, Fresno, Alpine, Mono, Inyo Counties; and Kings and Tulare Counties north of Nevada Avenue (Avenue 192)
14. Kings and Tulare Counties south of Nevada Avenue (Avenue 192); and Kern County
15. Los Angeles and San Bernardino Counties
16. Orange, Riverside, San Diego, and Imperial Counties
17. Yolo County south of Interstate 80 from the Solano County line to the Junction of Interstate 80 and U.S. 50 and south of U.S. 50 and Sacramento County south of U.S. 50 and west of Interstate 5

TABLE OF CONTENTS

	<u>PAGE</u>
GRAPE CRUSH REPORT OVERVIEW	1
EXPLANATION OF TABLES	4
TABLE 1: Grapes for Crushing: State totals by type and variety, weighted average degrees Brix, and weighted average dollars per ton, 2005-06	6
TABLE 2: Tons of grapes crushed by California processors from the 2006 crop by type, variety, and reporting district where grown, with comparisons	8
TABLE 3: Weighted average degrees Brix for all grapes crushed by California processors from the 2006 crop by type, variety, and reporting district where grown, with comparisons	12
TABLE 4: Tons of grapes purchased for wine, concentrate, juice, vinegar, and beverage brandy, by California processors from the 2006 crop by type, variety, and reporting district where grown, with comparisons	14
TABLE 5: Weighted average degrees Brix for all grapes purchased for wine, concentrate, juice, vinegar, and beverage brandy, by California processors from the 2006 crop by type, variety, and reporting district where grown, with comparisons	18
TABLE 6: Weighted average grower returns per ton, delivered basis, purchased for wine, concentrate, juice, vinegar, and beverage brandy, by California processors from the 2006 crop by type, variety, and reporting district where grown, with comparisons	20
TABLE 7: Tons of grapes purchased by California processors as distilling material other than beverage brandy from the 2006 crop by type and variety, with comparisons	24
TABLE 8: Base price paid to growers for grapes crushed, delivered to California processors, from the 2006 crop, with Brix factors and purchased tonnage, by type, variety, reporting district where grown, and weighted average base price	25
TABLE 8: Supplement - 2006 Brix Adjustment Factor	119
TABLE 9: Tons of grapes crushed to growers' accounts by California processors from the 2006 crop by type, variety, and reporting district where grown, with comparisons <i>(Table 9 only appears in the Final Grape Crush Report.)</i>	122
TABLE 10: Weighted average grower returns per ton, delivered basis, non-related purchase for wine, concentrate, juice, vinegar, and beverage brandy, by California processors from the 2006 crop by type, variety, and reporting district where grown, with comparisons	124

COMPILED AND PUBLISHED BY:

California Department of Food and Agriculture

in cooperation with

USDA's National Agricultural Statistics Service, California Field Office
650 Capitol Mall, Suite 6-100
P.O. Box 942871
Sacramento, CA 94271-0001

Phone: (916) 498-5161 ---- Fax: (916) 498-5186
E-mail: nass-ca@nass.usda.gov ---- Web: www.nass.usda.gov/ca

MARCH 9, 2007

*USDA-NASS, California Field Office
publications are available
free-of-charge on the Internet at:*

www.nass.usda.gov/ca

GRAPE CRUSH REPORT OVERVIEW

Information contained in this Report was supplied by processors to fulfill the reporting requirements of Section 55601.5 of the Food and Agricultural Code.

The Final Grape Crush Report includes all grape tonnage crushed during the 2006 season. Changes in tonnage, Brix, and prices from the preliminary report to this final report were due to late reports, and corrections to the original data. Reporting errors by some processors have caused a change in some district/variety entries.

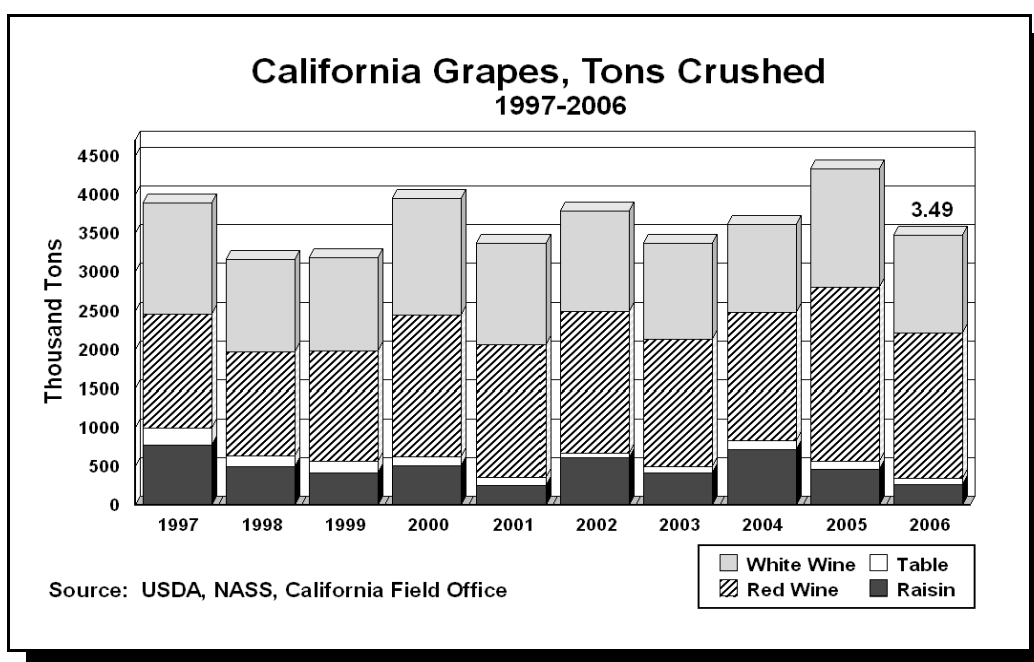
Details of the crushed tonnage, degrees Brix, and weighted average prices were reported by grape type and variety, as well as by grape pricing districts. The 17 districts refer to the area in which the grapes were grown as defined in the Administrative Code. A district map is located on the inside of the front cover.

SUMMARY OF GRAPE TONNAGES AND PRICES

The 2006 crush totaled 3,488,988 tons, down 19 percent from the record 2005 crush of 4,330,064 tons. Red wine varieties accounted for the largest share of all grapes crushed, at 1,873,892 tons, down 16 percent from 2005. The 2006 white wine variety crush totaled 1,262,542 tons, down 17 percent from 2005. Tons crushed of raisin type varieties totaled 267,021, down 43 percent from 2005, while tons crushed of table type varieties totaled 85,533, down 19 percent from 2005. (See chart below.)

Beginning with the 1999 season, the Grape Crush Report includes the total number of tons crushed for concentrate production. In determining grape tonnage crushed for concentrate production, each processor was required to report the estimated equivalent tons of grapes crushed for grape concentrate. For the 2006 season, this total was 463,203 tons, approximately 13 percent of the 2006 grape crush total. This report provides only the aggregate figure for grapes crushed for concentrate production and does not include information by district, type, or variety.

California grape growers received prices in 2006 for raisin grapes and white wine grapes that were, on average, below the 2005 prices, while the prices received for table grapes and red wine grapes were, on average, above the 2005 prices. The 2006 average price of all varieties was \$548.42, up 3 percent from 2005. Average prices for the 2006 crop by type were as follows: red wine grapes, \$636.55, up only slightly from 2005; white wine grapes, \$503.56, down 1 percent from 2005; raisin grapes, \$153.79, down 6 percent; and table grapes, \$137.17, up 13 percent. These price levels have not been adjusted for inflation.



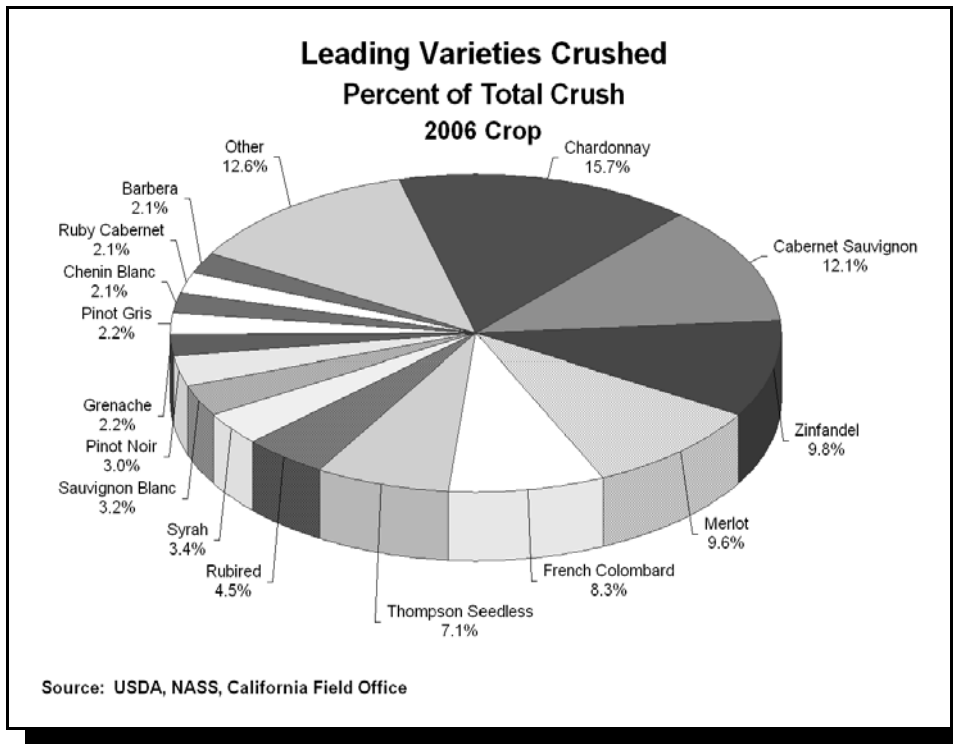
CALIFORNIA GRAPE CRUSH TONNAGE AND PRICE, 1988-2006

Crop Year	Raisin Type		Table Type		Red Wine Type		White Wine Type		All Types	
	Thousand Tons	Dollars Per Ton	Thousand Tons	Dollars Per Ton	Thousand Tons	Dollars Per Ton	Thousand Tons	Dollars Per Ton	Thousand Tons	Dollars Per Ton
1988	415	116	312	131	760	409	1,356	238	2,843	253
1989	370	132	211	128	872	410	1,272	297	2,725	297
1990	268	126	170	127	804	355	1,331	277	2,573	276
1991	284	150	157	141	840	383	1,289	319	2,570	310
1992	785	182	217	170	888	438	1,209	364	3,099	325
1993	452	152	137	147	979	430	1,327	316	2,895	323
1994	239	118	123	136	936	462	1,242	317	2,540	344
1995	432	164	170	162	1,052	515	1,175	351	2,829	372
1996	618	191	117	188	1,079	611	1,094	469	2,908	452
1997	786	185	212	169	1,461	656	1,433	546	3,891	497
1998	506	164	135	150	1,333	643	1,194	521	3,169	502
1999	419	200	149	187	1,422	649	1,195	518	3,185	525
2000	513	125	120	118	1,816	628	1,503	500	3,951	504
2001	262	86	101	87	1,706	680	1,300	491	3,368	555
2002	622	76	61	80	1,817	614	1,288	432	3,787	462
2003	422	95	84	91	1,634	609	1,230	429	3,370	471
2004	727	200	113	199	1,639	627	1,136	487	3,615	482
2005	467	164	106	121	2,235	634	1,521	507	4,330	533
2006	267	154	86	137	1,874	637	1,263	504	3,489	548

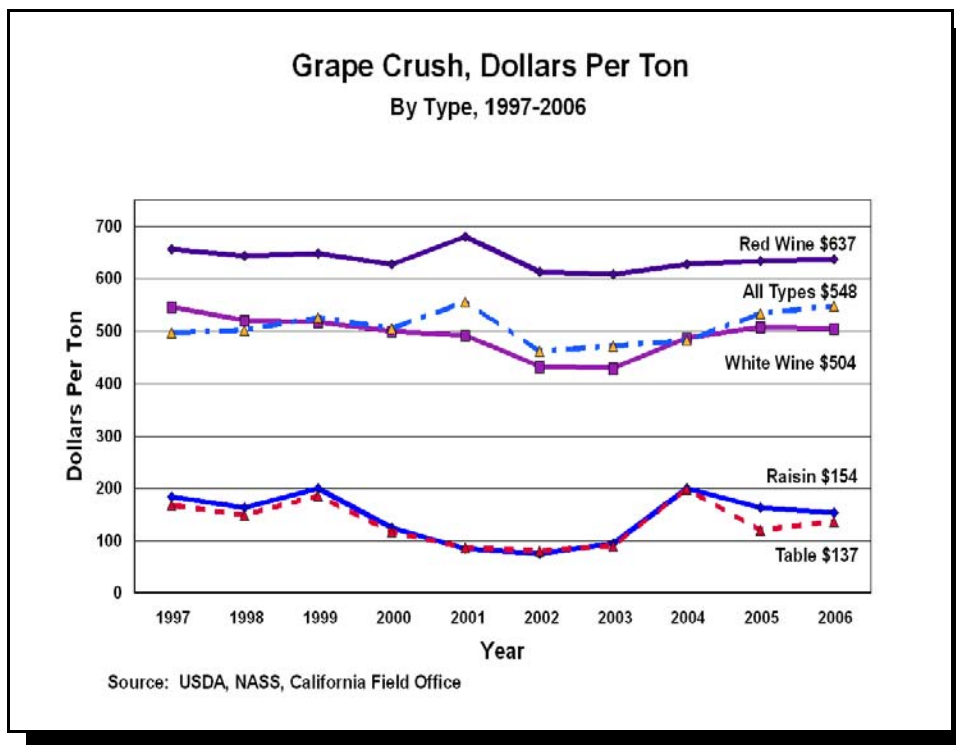
Source: USDA-NASS, California Field Office

LEADING GRAPE VARIETIES AND DISTRICTS

In 2006, Chardonnay accounted for the largest percentage of crush volume with 15.7 percent. Cabernet Sauvignon accounted for the second leading percentage of crush with 12.1 percent of the total crush. The next eight highest percentages of grapes crushed were all wine varieties, with the exception of Thompson Seedless.



Grapes produced in District 4 (Napa County) received the highest average price of \$3,042.71 per ton, up 2 percent from 2005. District 3 (Sonoma and Marin counties) received the second highest return of \$1,990.74, up 6 percent from 2005. The 2006 Chardonnay price of \$752.87 was up 5 percent from 2005, while the 2006 Cabernet Sauvignon price of \$954.52 was up 2 percent from 2005. The 2006 average price for Zinfandel was \$509.65, up 8 percent from 2005, while the Merlot average price was down 9 percent from 2005 at \$664.07.



EXPLANATION OF TABLES

TABLE 1 is a summary of the 2006 crop State totals by grape type and varieties that are shown in detail by grape pricing districts in Tables 2 through 6. State totals and averages for 2005 are shown for comparison.

TABLE 2 includes over-the-scale fresh tonnage of all grapes crushed by California processors from the 2006 crop. Over-the-scale fresh weight tonnage includes materials other than grapes (MOG) and defects. This table is broken down by the 17 grape pricing districts and by variety. State totals for 2005 are shown for comparison. Crushed tonnage includes all grapes crushed whether: grown and crushed by processors; purchased and crushed by processors; crushed by cooperatives, juice manufacturers, etc.; or crushed for others, including growers.

TABLE 3 shows the weighted average degrees Brix for all grapes crushed (TABLE 2) by California processors from the 2006 crop. The weighted average degrees Brix is reported by grape pricing districts and variety. State averages for 2005 are shown for comparison.

TABLE 4 includes net weight fresh tonnage of all grapes purchased for wine, concentrate, juice, vinegar, and beverage brandy by California processors from the 2006 crop. Net weight fresh tonnage does not include material other than grapes (MOG) and defects or other weight adjustments deducted from gross weight. The purchased tonnage is reported by variety and grape pricing districts. State totals for 2005 are shown for comparison. TABLE 4 does not include tonnage purchased as distilling material other than beverage brandy, this is shown in TABLE 7. Prices for all tonnage shown in this table are final and not subject to change. Grapes pooled by cooperatives, those grown by processors and used for their own production and grapes crushed to growers' accounts are not included.

TABLE 5 shows the weighted average degrees Brix for all grapes purchased for wine, concentrate, juice, vinegar, and beverage brandy (TABLE 4) by California processors from the 2006 crop. The weighted average degrees Brix is reported by grape pricing districts and variety. State averages for 2005 are shown for comparison. TABLE 5 does not include degrees Brix of tonnage purchased as distilling material other than beverage brandy, this is shown in TABLE 7. Grapes pooled by cooperatives, those grown by processors and used for their own production and grapes crushed to growers' accounts are not included.

TABLE 6 gives the weighted average price per ton, delivered basis, of all tonnage purchased for wine, concentrate, juice, vinegar, and beverage brandy (TABLE 4) by California processors from the 2006 crop. The weighted average prices are reported by variety, and grape pricing districts. State averages for 2005 are shown for comparison. TABLE 6 does not include prices of tonnage purchased as distilling material other than beverage brandy, this is shown in TABLE 7. Prices shown in this table are final and not subject to change. Grapes pooled by cooperatives, those grown by processors and used for their own production and grapes crushed to growers' accounts are not included.

Weighted average prices reflect final prices through January 10, 2007 and include any Brix adjustments, bonuses or allowances. Prices are equivalent to delivered basis in the area grown including normal within-area hauling allowances. Purchases made on a roadside basis include the usual hauling allowance for local delivery in the area grown. Out-of-area purchases made on a delivered basis do not include extra hauling allowances for delivery outside the area.

The next example indicates the method used for calculating weighted averages. The following two purchases were made.

Variety	District	Tons	Degrees Brix	Base Price	Price Paid Per Ton	Acceptable Brix Limits	Brix Adjustment Factors	Brix Adjustment Limits
Petite Sirah	1	155.5	20.6	\$450.00	\$364.50	19 - 25	+ or - 10%	Base 22, Min 20, Max 24
Petite Sirah	1	20.5	19.0	\$450.00	\$418.50	19 - 25	+ or - 10%	Base 22, Min 20, Max 24

Note: The variety, district, base price, and Brix Adjustment Factors (including Brix limits) are the same. The tons purchased, degrees Brix, and price paid per ton are the only differences in this example.

Step 1: Multiply the tons by the Brix for each lot purchased and then add the products to get the total. Also, add the tons purchased.

Variety	District	Tons	Degrees Brix	Total (Tons X Brix)
Petite Sirah	1	155.5	20.6	155.5 X 20.6 = 3,203.3
Petite Sirah	1	20.5	19.0	20.5 X 19.0 = 389.5
TOTALS		176.0		3,592.8

Step 2: Divide the total (3,592.8) by the total tons purchased (176.0) to get the **Weighted Average Degrees Brix**. $\frac{3,592.8}{176.0} = 20.4$

Step 3: Multiply the purchased tons by the Price Paid Per Ton for each lot purchased and then add the products to get the total.

Variety	District	Tons	Price Paid Per Ton	Total (Tons X Brix)
Petite Sirah	1	155.5	\$364.50	155.5 X 364.50 = 56,679.8
Petite Sirah	1	20.5	\$418.50	20.5 X 418.50 = 8,579.3
TOTALS		176.0		65,259.1

Step 4: Divide the total (65,259.1) by the total tons purchased (176.0) to get the **Weighted Average Price Per Ton**: $\frac{65,259.1}{176.0} = \370.79

TABLE 7 shows all grape tonnage purchased as distilling material other than beverage brandy by California processors from the 2006 crop. The tonnage, weighted average degrees Brix and price per ton are shown by grape type and variety. State totals and averages for 2005 are given for comparison.

TABLE 8 shows base prices paid to growers by Brix adjustment factors, purchased tonnage, type, variety and reporting district where grown. Weighted average base prices and total purchased tonnage are included.

The Brix adjustment factors determine adjustments to base prices to compensate for sugar variations. In this report, adjustments are expressed in dollars per ton, or percent of base price per degree variance from the established Brix base. Occasional lots are traded on price per degree Brix as delivered.

TABLE 9 includes tonnage of all grapes crushed to growers' accounts by California processors from the 2006 crop. Growers retained ownership of these grapes at the time of crushing. This tonnage is reported by grape pricing district and variety. Comparisons with 2005 are shown. (**Table 9 only appears in the Final Grape Crush Report.**)

TABLE 10 gives the weighted average price per ton, delivered basis, of all tonnage purchased from non-related sources for wine, concentrate, juice, vinegar, and beverage brandy (TABLE 4) by California processors from the 2006 crop. The weighted average prices are reported by variety, and grape pricing districts. State averages for 2005 are shown for comparison. TABLE 10 does not include prices of tonnage purchased as distilling material other than beverage brandy, this is shown in TABLE 7. Prices shown in this table are final and not subject to change. Grapes pooled by cooperatives, those grown by processors and used for their own production and grapes crushed to growers' accounts are not included.

Non-Related Purchased Tons: Excludes tonnage of grapes purchased from a grower if:

- The grower or an affiliate of the grower, or both the grower and the affiliate of the grower, owned, directly or indirectly, at least 5 percent of the indicia of ownership or voting authority of the winery (processor);
- The winery (processor) or an affiliate of the winery, or both the winery and the affiliate of the winery, owned, directly or indirectly, at least 5 percent of the indicia of ownership or voting authority of the grower;
- The winery (processor) or an affiliate of the winery, or both the winery and the affiliate of the winery, provided long-term financing to the grower in exchange for rights or options to purchase a significant portion of the grower's harvest.

Grape Variety Synonyms

Alicante Bouschet – Alicante	Malvasia Bianca – Vennentino, Vermintino	Ribolla Gialla – Rebolla
Black Prince – Rose of Peru	Marechal Foch – Foch	Rubired – Tintoria
Blaufraenkisch – Lemberger	Mataro – Mourvedre	Ruby Seedless – King Ruby
Burger – Monbadon	Meunier – Pinot Meunier	Sangiovese – Sangiovetto, Brunello
Chardonnay – Pinot Chardonnay,	Moscato Gaillo – Muscat Yellow	Sauvignon Vert – Muscadelle
Chardonnay Musque	Muscat Blanc – Muscat Canelli,	St. Emilion – Ugni Blanc, Trebbiano
Cinsaut – Black Malvoisie, Black Malvasia	Muscat Blanc A Petits Grains	Syrah – French Syrah, Shiraz, Syrah Noir
Crimson Seedless – Red Crimson	Muscat Hamburg – Black Muscat	Tempranillo – Tinta Roriz, Valdepenas
Emerald Seedless – Black Seedless	Negrette – Pinot St. George	Touriga Nacional – Touriga
Flame Seedless – Red Flame	Nero D'Avola – Calabrese	Trousseau – Bastardo
Gamay (Napa) – Gamay, Valdiguie	Palomino – Golden Chasselas	White Riesling – Johannisberg Riesling,
Gray Riesling – Trousseau Gris	Pinot Gris – Pinot Grigio	Riesling
Grenache – Grenache Noir	Princess – Melissa	Zinfandel – Primitivo
Italia – Muscat Italia	Red Globe – Rose Ito	
Malaga – White Malaga	Refosco – Mondeuse	

**TABLE 1: STATE TOTALS OF GRAPES FOR CRUSHING BY TYPE AND VARIETY,
WEIGHTED AVERAGE DEGREES BRIX, AND WEIGHTED AVERAGE DOLLARS PER TON, 2005-06**

Type and Variety	Total Tons Crushed		Avg. Brix Crushed		Total Tons Purchased		Avg. Brix Purchased		Wtd. Avg. Dollars Per Ton	
	2006	2005	2006	2005	2006	2005	2006	2005	2006	2005
RAISIN GRAPES:										
Diamond Muscat	4.5	6.5	22.8	20.2	4.5	6.5	22.9	20.2	600.00	200.00
Dovine	1,045.7	1,468.8	23.6	20.4	1,041.9	1,462.0	23.6	20.4	158.53	177.19
Fiesta	15,255.7	15,094.0	22.6	21.4	15,181.5	15,043.6	22.6	21.4	150.68	178.84
Selma Pete	304.0	876.4	22.7	21.6	304.0	874.7	22.7	21.6	175.00	185.54
Sultana	0.0	5.1	0.0	22.2	0.0	5.0	0.0	22.4	0.00	180.00
Thompson Seedless	248,478.1	442,578.1	21.6	21.0	189,748.7	350,852.4	21.5	21.0	153.97	163.51
Other Raisin 1/	1,933.2	7,454.5	20.5	22.5	0.0	144.9	0.0	23.1	0.00	184.00
Total Raisin	267,021.2	467,483.4	21.7	21.0	206,280.6	368,389.1	21.6	21.0	153.79	164.25
TABLE GRAPES:										
Autumn Royal	1,335.1	2,031.7	21.3	19.1	185.3	215.8	21.0	20.1	131.25	135.20
Black Emerald	0.0	35.8	0.0	27.1	0.0	35.8	0.0	27.1	0.00	185.00
Black Monukka	0.0	468.9	0.0	21.1	0.0	467.5	0.0	21.1	0.00	200.45
Calmeria	1,086.3	761.7	19.5	19.9	8.7	58.5	20.1	17.9	125.62	116.35
Cardinal	221.6	222.1	18.0	20.9	0.0	0.0	0.0	0.0	0.00	0.00
Christmas Rose	1,521.4	403.7	19.1	22.1	56.4	0.0	21.0	0.0	131.25	0.00
Crimson Seedless *	12,753.4	10,282.7	20.8	20.2	2,936.6	124.1	22.0	20.1	137.49	138.45
Dawn Seedless	16.4	13.2	22.0	21.0	0.0	0.0	0.0	0.0	0.00	0.00
Early Sweet	184.2	608.6	20.3	20.2	0.0	0.0	0.0	0.0	0.00	0.00
Emerald Seedless *	874.5	2,013.8	22.0	19.9	260.5	157.5	21.2	22.1	132.50	141.05
Emperor	1,330.9	631.4	19.0	18.6	0.0	0.0	0.0	0.0	0.00	0.00
Exotic	307.4	1,343.7	22.6	20.1	0.0	50.6	0.0	19.3	0.00	159.20
Fantasy Seedless	32.1	41.9	17.6	21.7	0.0	0.0	0.0	0.0	0.00	0.00
Flame Seedless *	16,559.0	21,648.9	22.1	22.3	3,955.7	11,772.9	22.7	22.0	142.79	177.48
Flame Tokay	1,650.4	1,331.4	19.6	18.3	1,643.4	1,327.5	19.6	18.3	152.04	153.15
Gold	317.3	0.0	19.7	0.0	0.0	0.0	0.0	0.0	0.00	0.00
Italia *	234.5	461.1	22.0	20.8	30.7	0.0	21.9	0.0	136.98	0.00
Jade Seedless	541.9	1,615.5	18.8	19.5	0.0	0.0	0.0	0.0	0.00	0.00
Malaga *	570.5	994.7	20.2	19.4	271.7	546.1	21.0	20.2	130.51	160.60
Marroo Seedless	41.2	98.1	28.0	21.9	40.8	97.8	28.0	21.9	126.50	175.23
Perlette	162.5	301.2	21.3	20.1	50.4	136.8	22.5	20.8	140.62	159.20
Princess *	1,492.1	1,816.7	22.0	21.5	636.8	216.8	21.7	22.0	135.62	182.40
Queen	29.9	124.5	22.2	20.4	0.0	0.0	0.0	0.0	0.00	0.00
Red Globe *	19,528.0	25,506.4	20.3	20.0	5,118.6	4,250.8	20.9	21.0	129.49	120.69
Ribier	99.4	716.9	20.0	19.0	1.5	0.0	19.9	0.0	124.37	0.00
Rouge	3,818.8	2,405.4	19.5	19.1	0.0	0.0	0.0	0.0	0.00	0.00
Ruby Seedless *	5,665.6	8,531.1	22.3	21.3	1,979.3	3,665.3	22.6	22.2	141.81	157.07
Summer Muscat	8.9	0.0	24.8	0.0	8.9	0.0	22.9	0.0	600.00	0.00
Packinghouse Culls	74.6	125.6	21.9	21.8	0.0	0.0	0.0	0.0	0.00	0.00
Other Table 1/	15,074.9	21,653.1	20.2	20.7	3,113.2	19,989.7	21.4	20.9	132.14	75.09
Total Table	85,532.8	106,189.8	20.8	20.7	20,298.5	43,113.5	21.6	21.2	137.17	121.36
WINE GRAPES (WHITE):										
Arneis	142.0	85.9	23.1	23.3	135.1	76.6	23.1	23.0	1,524.63	1,933.10
Burger *	45,122.6	53,087.0	16.6	15.2	42,092.5	49,427.1	16.6	15.2	176.81	175.25
Chardonnay *	549,502.5	742,582.6	23.7	23.5	391,146.9	513,163.8	23.7	23.4	752.87	714.38
Chasselas Dore	1.2	38.6	22.3	23.9	1.2	2.1	22.3	22.3	1,300.00	1,300.00
Chenin Blanc	74,984.8	94,828.2	20.7	19.7	71,261.4	88,518.4	20.7	19.6	221.41	249.36
Cortese	11.1	21.4	23.1	23.2	0.0	3.4	0.0	20.0	0.00	1,000.00
Emerald Riesling	1,090.1	1,892.5	23.9	22.2	1,085.9	1,892.5	23.9	22.2	298.53	331.04
Flora	48.1	43.7	22.6	22.6	43.4	39.5	22.5	22.5	1,968.07	1,945.74
Folle Blanche	16.5	15.6	21.9	21.1	0.0	0.0	0.0	0.0	0.00	0.00
French Colombard	288,133.7	305,170.7	20.9	20.0	284,940.2	300,985.4	20.9	20.0	189.90	219.98
Gewurztraminer	9,159.2	9,773.8	23.7	23.6	6,300.1	6,211.8	22.5	23.8	952.78	858.75
Gray Riesling *	55.7	100.8	24.6	21.5	46.3	37.5	24.7	22.3	1,164.72	1,179.54
Grenache Blanc	117.3	112.1	24.0	24.9	99.6	78.8	24.0	25.3	1,664.82	1,358.24
Kerner	1.6	2.0	22.0	23.7	0.0	0.0	0.0	0.0	0.00	0.00
Malvasia Bianca *	8,257.8	12,719.4	20.5	19.2	5,670.3	9,441.2	21.2	19.1	323.17	336.30
Marsanne	520.3	388.4	23.3	24.0	382.2	268.3	23.0	24.0	1,274.61	1,297.00
Melon	16.3	18.8	24.3	22.6	15.9	18.7	24.4	22.6	1,926.47	1,969.71
Montonico	7.7	13.5	19.4	19.0	7.7	13.5	19.4	19.0	400.00	400.00
Moscato Gaillo *	7.0	3.4	22.8	23.6	3.2	3.4	22.7	23.6	868.75	1,170.59
Muscat Blanc *	6,676.2	7,577.9	23.3	23.5	5,711.2	5,833.0	23.3	23.2	589.39	648.82
Muscat Orange	1,427.8	1,371.4	23.1	22.8	1,236.9	1,193.8	22.9	22.7	634.01	604.35
Muscat of Alexandria	41,690.0	52,693.9	22.7	21.9	38,342.6	48,912.2	22.6	21.9	265.75	277.30
Palomino *	3,531.0	3,590.2	20.8	19.8	3,448.9	3,558.4	20.7	19.8	174.56	221.77
Peverella	0.3	0.0	23.5	0.0	0.0	0.0	0.0	0.0	0.00	0.00
Pinot Blanc	1,301.8	1,710.3	23.4	23.5	760.0	881.9	23.3	23.3	1,354.23	1,317.20
Pinot Gris *	76,866.6	66,092.3	22.5	22.4	67,662.3	56,999.9	22.5	22.5	600.50	567.60
Ribolla Gialla *	6.5	0.0	22.1	0.0	6.5	0.0	22.1	0.0	2,250.00	0.00
Roussanne	765.3	853.3	24.8	24.1	488.8	487.7	25.2	24.3	1,804.21	1,658.71
Sauvignon Blanc	110,142.3	117,043.8	22.5	22.2	85,123.8	92,761.1	22.4	22.1	721.81	705.44
Sauvignon Musque	759.9	702.5	23.7	23.3	524.5	427.4	23.7	23.4	1,538.68	1,513.64
Sauvignon Vert *	6.8	7.6	23.4	22.8	2.5	7.6	22.4	22.8	1,580.00	1,800.00
Scheurebe	17.0	17.2	24.3	23.0	0.0	0.0	0.0	0.0	0.00	0.00
Semillon	8,539.8	9,569.5	21.9	21.5	7,481.8	8,298.4	21.8	21.4	546.46	556.43
St.Emilion *	36.5	32.3	22.4	24.4	13.1	2.3	21.8	25.0	357.63	713.04
Sylvaner	21.4	19.4	20.5	21.9	0.0	0.0	0.0	0.0	0.00	0.00
Symphony	7,694.1	7,408.2	22.5	22.7	7,340.3	7,354.0	22.5	22.7	338.30	345.07
Tocai Friulano	103.8	319.1	24.9	20.9	93.2	305.6	25.1	20.8	1,543.41	595.71
Torrontes	2.8	0.0	21.0	0.0	2.8	0.0	21.0	0.0	1,100.00	0.00
Triplet Blanc	589.3	52.9	23.7	19.8	586.8	52.6	23.7	19.8	175.00	200.00
Verdelho	224.2	139.1	24.2	23.3	154.9	112.7	23.7	23.2	923.23	996.45
Vernaccia	16.8	52.7	25.1	22.8	16.8	45.7	25.1	22.8	2,569.95	1,810.93

**TABLE 1: STATE TOTALS OF GRAPES FOR CRUSHING BY TYPE AND VARIETY,
WEIGHTED AVERAGE DEGREES BRIX, AND WEIGHTED AVERAGE DOLLARS PER TON, 2005-06**

Type and Variety	Total Tons Crushed		Avg. Brix Crushed		Total Tons Purchased		Avg. Brix Purchased		Wtd. Avg. Dollars Per Ton	
	2006	2005	2006	2005	2006	2005	2006	2005	2006	2005
WINE GRAPES (WHITE):										
(Cont. d.)										
Viognier	12,605.3	14,520.6	26.0	25.2	10,045.4	11,119.5	26.0	24.8	840.80	767.55
White Riesling *	11,135.8	12,895.5	23.2	22.8	7,405.0	8,793.7	23.3	22.8	1,014.29	965.28
Other White 1/	1,185.4	3,653.1	22.3	21.7	954.5	1,136.9	22.3	21.8	301.20	303.26
Total White	1,262,542.2	1,521,221.2	22.4	22.0	1,040,634.5	1,218,466.4	22.2	21.7	503.56	506.90
WINE GRAPES (RED):										
Aglianico	92.8	101.9	24.5	24.6	70.2	81.4	24.6	24.5	1,568.96	1,274.49
Aleatico	40.6	31.8	25.0	28.2	40.5	31.6	25.0	28.4	1,992.00	1,973.45
Alicante Bouschet *	4,820.6	4,010.9	22.8	21.9	4,692.9	3,826.4	22.9	21.9	333.62	344.53
Alvarelhao	46.7	50.4	24.5	24.4	32.1	31.7	24.4	24.3	1,180.26	1,064.41
Arinarnoa	335.3	0.0	24.1	0.0	335.3	0.0	24.1	0.0	250.00	0.00
Barbera	72,378.7	78,579.0	23.2	23.1	70,025.0	76,598.1	23.2	23.1	246.76	256.71
Blaufraenkisch *	21.5	16.5	24.4	24.3	0.0	0.0	0.0	0.0	0.00	0.00
Cabernet Franc	13,651.9	19,084.0	25.5	25.1	9,791.0	14,141.1	25.3	25.0	1,272.30	1,180.40
Cabernet Sauvignon	423,508.4	542,351.3	25.4	24.7	311,282.9	405,734.0	25.4	24.6	954.52	937.23
Carignane	20,264.8	22,611.0	23.2	22.9	19,957.8	22,023.6	23.2	22.9	312.75	328.89
Carmenere	298.0	10.7	23.8	24.1	279.3	3.4	23.6	24.1	308.86	1,164.27
Carmine	20.3	14.0	22.2	23.2	15.5	12.2	21.8	23.0	832.90	600.00
Carnelian	9,391.5	11,452.7	25.1	23.5	8,455.9	11,078.0	25.3	23.5	185.74	227.37
Centurian	1,798.5	2,634.2	23.7	22.9	1,200.7	1,792.7	24.5	23.3	250.00	213.07
Charbono	335.2	362.4	23.1	22.4	269.2	185.6	23.0	22.4	1,652.12	1,738.28
Cinsaut *	575.1	622.9	24.8	22.8	445.4	549.0	25.0	22.8	698.08	556.60
Counoise	113.5	153.9	24.5	23.5	45.7	89.7	24.5	23.5	1,263.75	1,375.84
Dolcetto	328.8	390.7	24.0	24.2	227.8	274.5	23.9	24.1	1,742.81	1,610.55
Dornfelder	475.2	453.2	24.6	24.9	463.8	443.1	24.6	24.9	300.00	300.00
Durif	5.3	0.0	24.8	0.0	5.3	0.0	24.8	0.0	1,430.19	0.00
Early Burgundy	23.6	22.2	24.5	24.7	21.5	15.8	24.5	24.9	1,118.37	1,327.85
Freisa	44.9	66.5	26.1	25.0	35.8	55.1	26.4	25.0	1,649.66	2,504.40
Gamay (Napa) *	2,579.8	3,532.0	21.7	21.4	2,260.5	3,221.0	21.6	21.4	467.40	469.64
Gamay Beaujolais	4.4	0.2	22.4	27.7	0.0	0.0	0.0	0.0	0.00	0.00
Graciano	42.5	27.7	26.7	25.6	0.8	1.5	27.0	23.8	1,000.00	800.00
Grand Noir	0.0	2.1	0.0	23.5	0.0	2.1	0.0	23.5	0.00	1,300.00
Grenache *	77,925.1	73,036.5	21.8	21.3	76,073.0	71,419.4	21.8	21.2	231.84	250.99
Grignolino	24.5	39.3	22.9	23.0	1.5	1.5	24.5	23.0	1,500.00	1,000.00
Lagrein	81.6	194.3	24.6	23.8	79.5	186.4	24.5	23.7	1,557.66	831.05
Malbec	8,588.8	8,380.7	24.2	23.8	5,966.4	6,140.4	24.1	23.6	983.99	793.80
Marechal Foch *	0.8	0.1	26.0	23.0	0.0	0.1	0.0	23.0	0.00	2,000.00
Mataro *	2,111.1	2,275.8	25.0	24.7	1,643.8	1,693.5	25.0	24.7	1,344.39	1,344.20
Merlot	333,501.9	423,776.8	24.8	24.4	260,202.8	327,656.0	24.8	24.3	664.07	729.28
Meunier *	843.4	701.0	21.2	20.7	412.8	371.1	20.1	19.7	2,057.24	1,930.13
Mission	7,633.7	10,619.8	25.7	23.0	7,479.4	10,515.9	25.7	23.0	180.00	179.55
Montepulciano	87.3	186.2	24.9	23.0	56.7	148.8	24.4	23.8	1,085.88	1,089.32
Muscat Hamburg *	218.8	240.9	25.4	25.2	189.9	224.3	25.7	24.6	769.27	718.62
Nebbiolo	341.7	364.1	24.2	24.4	223.2	275.7	24.6	24.5	2,003.50	1,933.99
Negrette *	17.4	23.9	25.2	25.2	11.5	15.5	24.4	24.8	1,293.91	1,522.46
Negroamaro	19.2	18.9	23.7	24.0	19.2	18.9	23.7	24.0	1,589.53	1,455.56
Nero D'Avola *	72.2	36.2	23.9	23.1	66.9	33.4	24.1	23.7	907.03	950.00
Peloursin	3.1	3.6	24.0	24.4	0.0	0.0	0.0	0.0	0.00	0.00
Perelli 101	5.6	9.4	22.4	21.3	5.6	8.7	22.4	21.3	1,500.00	1,200.00
Petit Verdot	8,265.2	8,731.6	25.2	24.5	5,165.3	5,609.5	25.2	24.4	1,193.28	1,187.20
Petite Sirah	36,276.1	43,625.8	25.2	24.4	29,316.9	32,946.4	25.2	24.4	963.97	901.20
Pfeffer Cabernet	5.2	8.4	26.2	25.0	4.4	6.2	26.3	24.6	1,772.73	690.32
Pinot Noir	106,088.1	94,918.2	24.2	24.6	64,538.1	56,358.9	24.2	24.6	2,027.91	1,751.26
Pinotage	82.2	66.3	25.1	25.1	30.5	20.4	25.2	25.0	1,551.36	1,487.10
Refosco *	662.6	630.9	22.7	24.2	623.2	575.3	22.6	24.3	282.09	362.37
Rossini	1.5	0.0	25.0	0.0	0.0	0.0	0.0	0.0	0.00	0.00
Royalty	1,808.1	1,752.2	22.6	23.7	1,793.6	1,736.9	22.6	23.7	206.65	207.44
Rubired *	157,438.2	170,154.1	24.3	23.3	152,334.6	164,669.4	24.3	23.5	204.59	220.79
Ruby Cabernet	73,663.0	77,569.4	24.4	23.7	72,293.2	76,835.9	24.3	23.6	236.32	255.99
Sagrantino	20.1	24.1	24.1	22.6	12.8	24.1	23.6	22.0	2,269.23	1,193.98
Salvador	2,086.6	2,173.2	24.7	24.5	2,077.7	2,156.5	24.7	24.5	174.56	225.00
Sangiovese *	10,916.4	15,155.5	23.3	22.7	7,726.2	11,433.3	22.7	22.1	786.51	586.53
Segalin	236.9	0.0	23.8	0.0	236.9	0.0	23.8	0.0	250.00	0.00
Souzao	372.3	374.7	22.8	23.1	165.4	182.3	24.8	24.0	774.66	778.98
Syrah *	118,241.4	147,435.7	25.6	24.7	82,582.2	100,865.1	25.6	24.7	679.22	670.28
Tannat	1,957.7	2,215.0	25.4	24.7	1,103.7	1,490.7	26.0	24.7	402.73	413.28
Tempranillo *	3,514.9	4,074.2	24.1	23.5	2,643.5	3,037.8	23.9	23.4	561.82	527.55
Teroldego	253.0	167.0	26.7	25.5	237.4	132.9	26.8	25.6	1,013.01	1,533.85
Tinta Barroca	2.1	1.6	25.7	23.6	0.5	0.0	23.7	0.0	1,100.00	0.00
Tinta Cao	103.3	94.0	25.8	24.7	70.8	48.8	24.9	24.4	1,142.60	1,217.10
Tinta Madeira	34.9	44.7	26.0	25.4	34.0	44.3	26.0	25.4	493.69	701.68
Touriga Francesca	25.7	14.3	24.0	24.4	19.4	11.5	24.0	24.5	1,055.93	903.21
Touriga Nacional *	585.1	438.3	24.3	23.9	431.3	323.2	24.2	24.0	742.42	769.30
Trousseau *	16.5	19.0	25.9	25.6	9.5	8.1	24.8	25.8	1,324.74	1,114.57
Zinfandel *	341,873.6	449,471.9	21.3	20.2	316,445.2	419,221.8	21.1	19.9	509.65	473.20
Other Red 1/	26,687.1	9,520.0	23.1	22.4	25,721.5	7,674.5	23.1	22.7	137.50	224.20
Total Red	1,873,891.9	2,235,169.8	24.0	23.3	1,548,004.9	1,844,315.0	23.8	23.1	636.55	633.60
TOTAL WINE	3,136,434.1	3,756,391.0	23.4	22.8	2,588,639.4	3,062,781.4	23.2	22.5	583.09	583.20
TOTAL ALL VARIETIES	3,488,988.1	4,330,064.2	23.2	22.6	2,815,218.5	3,474,284.0	23.0	22.3	548.42	533.04

* Synonyms for variety names are shown on Page 5.

1/ Other categories include minor and mixed varieties.

2/ For information on table grape varieties, please refer to the memo titled "California Table Grape Varieties," available through the USDA's National Agricultural Statistics Service, California Field Office.

**TABLE 2: TONS OF GRAPES CRUSHED BY CALIFORNIA PROCESSORS
FROM THE 2006 CROP BY TYPE, VARIETY, AND REPORTING DISTRICT WHERE GROWN, WITH COMPARISONS**

Type and Variety	1	2	3	4	5	6	7	8	9	10
	Tons									
RAISIN GRAPES:										
Diamond Muscat	0.0	0.0	0.0	0.0	0.0	0.0	0.0	0.0	0.0	0.0
Dovine	0.0	0.0	0.0	0.0	0.0	0.0	0.0	0.0	0.0	0.0
Fiesta	0.0	0.0	0.0	0.0	0.0	0.0	0.0	0.0	0.0	0.0
Selma Pete	0.0	0.0	0.0	0.0	0.0	0.0	0.0	0.0	0.0	0.0
Sultana	0.0	0.0	0.0	0.0	0.0	0.0	0.0	0.0	0.0	0.0
Thompson Seedless	0.0	0.0	0.0	0.0	0.0	0.0	0.0	0.0	0.0	0.0
Other Raisin 1/	0.0	0.0	0.0	0.0	0.0	0.0	0.0	0.0	0.0	0.0
Total Raisin	0.0	0.0	0.0	0.0	0.0	0.0	0.0	0.0	0.0	0.0
TABLE GRAPES:										
Autumn Royal	0.0	0.0	0.0	0.0	0.0	0.0	0.0	0.0	0.0	0.0
Black Emerald	0.0	0.0	0.0	0.0	0.0	0.0	0.0	0.0	0.0	0.0
Black Monukka	0.0	0.0	0.0	0.0	0.0	0.0	0.0	0.0	0.0	0.0
Calmeria	0.0	0.0	0.0	0.0	0.0	0.0	0.0	0.0	0.0	0.0
Cardinal	0.0	0.0	0.0	0.0	0.0	0.0	0.0	0.0	0.0	0.0
Christmas Rose	0.0	0.0	0.0	0.0	0.0	0.0	0.0	0.0	0.0	0.0
Crimson Seedless *	0.0	0.0	0.0	0.0	0.0	0.0	0.0	0.0	0.0	0.0
Dawn Seedless	0.0	0.0	0.0	0.0	0.0	0.0	0.0	0.0	0.0	0.0
Early Sweet	0.0	0.0	0.0	0.0	0.0	0.0	0.0	0.0	0.0	0.0
Emerald Seedless *	0.0	0.0	0.0	0.0	0.0	0.0	0.0	0.0	0.0	0.0
Emperor	0.0	0.0	0.0	0.0	0.0	0.0	0.0	0.0	0.0	0.0
Exotic	0.0	0.0	0.0	0.0	0.0	0.0	0.0	0.0	0.0	0.0
Fantasy Seedless	0.0	0.0	0.0	0.0	0.0	0.0	0.0	0.0	0.0	0.0
Flame Seedless *	0.0	0.0	0.0	0.0	0.0	0.0	0.0	0.0	0.0	0.0
Flame Tokay	0.0	0.0	0.0	0.0	0.0	0.0	0.0	0.0	0.0	0.0
Gold	0.0	0.0	0.0	0.0	0.0	0.0	0.0	0.0	0.0	0.0
Italia *	0.0	0.0	0.0	0.0	0.0	0.0	0.0	0.0	0.0	0.0
Jade Seedless	0.0	0.0	0.0	0.0	0.0	0.0	0.0	0.0	0.0	0.0
Malaga *	0.0	0.0	0.0	0.0	0.0	0.0	0.0	0.0	0.0	0.0
Marroo Seedless	0.0	0.0	0.0	0.0	0.0	0.0	0.0	0.0	0.0	0.0
Perlette	0.0	0.0	0.0	0.0	0.0	0.0	0.0	0.0	0.0	0.0
Princess *	0.0	0.0	0.0	0.0	0.0	0.0	0.0	0.0	0.0	0.0
Queen	0.0	0.0	0.0	0.0	0.0	0.0	0.0	0.0	0.0	0.0
Red Globe *	0.0	0.0	0.0	0.0	0.0	0.0	0.0	0.0	0.0	0.0
Ribier	0.0	0.0	0.0	0.0	0.0	0.0	0.0	0.0	0.0	0.0
Rouge	0.0	0.0	0.0	0.0	0.0	0.0	0.0	0.0	0.0	0.0
Ruby Seedless *	0.0	0.0	0.0	0.0	0.0	0.0	0.0	0.0	0.0	0.0
Summer Muscat	0.0	0.0	0.0	0.0	0.0	0.0	0.0	0.0	0.0	0.0
Packinghouse Culls	0.0	0.0	0.0	0.0	0.0	0.0	0.0	0.0	0.0	0.0
Other Table 1/	0.0	0.0	2.5	1.1	0.0	0.0	0.5	0.0	0.0	0.0
Total Table	0.0	0.0	2.5	1.1	0.0	0.0	0.5	0.0	0.0	0.0
WINE GRAPES (WHITE):										
Arneis	22.5	0.0	88.4	0.0	0.0	0.0	31.1	0.0	0.0	0.0
Burger *	0.0	0.0	0.0	0.0	0.0	0.0	0.0	159.1	0.0	0.0
Chardonnay *	24,228.7	2,447.8	61,986.2	26,614.8	4,150.4	4,580.5	87,499.8	47,634.9	17,153.0	766.8
Chasselas Dore	0.0	0.0	1.2	0.0	0.0	0.0	0.0	0.0	0.0	0.0
Chenin Blanc	472.3	0.0	100.1	181.9	699.5	0.0	1,107.3	2,613.5	101.5	15.0
Cortese	0.0	0.0	0.4	0.0	0.0	0.0	0.0	6.0	0.0	0.0
Emerald Riesling	0.0	0.0	0.0	0.0	0.0	0.0	0.0	0.0	0.0	0.0
Flora	1.6	0.0	0.0	43.4	0.0	0.0	0.0	0.0	0.0	3.1
Folle Blanche	0.0	0.0	16.5	0.0	0.0	0.0	0.0	0.0	0.0	0.0
French Colombard	294.8	0.0	352.3	0.9	65.3	0.0	0.0	0.0	701.3	0.0
Gewurztraminer	1,228.3	536.8	458.6	24.5	0.0	0.0	4,660.4	1,154.4	15.1	36.5
Gray Riesling *	0.0	0.0	55.7	0.0	0.0	0.0	0.0	0.0	0.0	0.0
Grenache Blanc	0.0	0.0	1.4	0.0	0.0	0.0	30.0	71.1	3.6	4.5
Kerner	0.0	0.0	0.0	0.0	0.0	0.0	0.0	0.0	0.0	0.0
Malvasia Bianca *	0.0	0.0	59.1	3.2	17.3	4.1	307.4	9.4	0.0	14.3
Marsanne	30.3	4.1	52.3	49.5	0.0	20.7	159.6	109.4	3.4	46.0
Melon	0.0	0.0	15.9	0.0	0.0	0.0	0.0	0.0	0.0	0.4
Montonico	0.0	0.0	0.0	0.0	0.0	7.7	0.0	0.0	0.0	0.0
Moscato Gaillo *	0.0	0.0	3.8	0.0	0.0	0.0	0.0	0.0	2.0	1.2
Muscat Blanc *	112.0	365.2	49.0	248.8	24.3	7.9	411.3	636.0	1.4	85.2
Muscat Orange	43.6	0.0	0.0	0.0	0.0	9.3	95.0	50.7	6.5	70.9
Muscat of Alexandria	0.0	0.0	6.5	0.0	0.0	0.0	0.0	2.2	1,717.2	0.0
Palomino *	0.0	0.0	6.4	0.0	0.0	13.4	0.0	0.0	0.0	0.0
Peverella	0.0	0.0	0.0	0.0	0.0	0.0	0.0	0.0	0.0	0.3
Pinot Blanc	91.0	47.2	375.9	96.5	0.0	14.3	358.3	318.4	0.0	0.2
Pinot Gris *	531.8	288.2	1,813.2	1,074.4	565.7	244.9	6,560.1	3,911.4	403.0	70.8
Ribolla Gialla *	0.0	0.0	0.0	6.5	0.0	0.0	0.0	0.0	0.0	0.0
Roussanne	55.5	18.6	41.4	37.9	7.5	1.0	105.2	368.5	8.2	78.7
Sauvignon Blanc	4,131.5	10,530.7	13,461.2	11,438.2	1,187.0	1,250.2	7,395.3	6,954.8	636.0	616.5
Sauvignon Musque	17.2	41.1	239.7	368.5	0.0	24.2	52.1	9.8	0.0	0.0
Sauvignon Vert *	0.0	0.0	0.4	6.4	0.0	0.0	0.0	0.0	0.0	0.0
Scheurebe	0.0	0.0	0.0	17.0	0.0	0.0	0.0	0.0	0.0	0.0
Semillon	79.9	254.0	650.0	760.6	26.7	40.1	74.9	364.6	121.3	55.9
St.Emilion *	0.0	0.0	0.0	0.0	0.0	0.0	0.0	1.4	0.0	1.6
Sylvaner	0.0	0.0	0.0	0.0	0.0	0.0	0.0	21.4	0.0	0.0
Symphony	1.7	0.0	0.0	0.0	0.0	0.0	47.8	0.0	306.3	31.4
Tocai Friulano	40.9	0.0	22.7	2.1	0.0	0.0	29.0	8.7	0.0	0.4
Torrontes	0.0	0.0	0.0	0.0	0.0	0.0	0.0	0.0	0.0	0.0
Triplet Blanc	0.0	0.0	0.0	0.0	0.0	0.0	0.0	0.0	0.0	0.0
Verdelho	0.0	0.0	0.0	5.9	0.0	0.0	0.0	9.8	3.8	40.6
Vernaccia	0.0	0.0	16.8	0.0	0.0	0.0	0.0	0.0	0.0	0.0

**TABLE 2: TONS OF GRAPES CRUSHED BY CALIFORNIA PROCESSORS
FROM THE 2006 CROP BY TYPE, VARIETY, AND REPORTING DISTRICT WHERE GROWN, WITH COMPARISONS**

Type and Variety	11	12	13	14	15	16	17	2006 State Total	2005 State Total
Tons									
RAISIN GRAPES:									
Diamond Muscat	0.0	0.0	4.5	0.0	0.0	0.0	0.0	4.5	6.5
Dovine	0.0	0.0	1,045.7	0.0	0.0	0.0	0.0	1,045.7	1,468.8
Fiesta	0.0	0.0	15,255.7	0.0	0.0	0.0	0.0	15,255.7	15,094.0
Selma Pete	0.0	0.0	304.0	0.0	0.0	0.0	0.0	304.0	876.4
Sultana	0.0	0.0	0.0	0.0	0.0	0.0	0.0	0.0	5.1
Thompson Seedless	0.0	518.5	179,550.6	68,409.0	0.0	0.0	0.0	248,478.1	442,578.1
Other Raisin 1/	0.0	0.0	0.0	1,933.2	0.0	0.0	0.0	1,933.2	7,454.5
Total Raisin	0.0	518.5	196,160.5	70,342.2	0.0	0.0	0.0	267,021.2	467,483.4
TABLE GRAPES:									
Autumn Royal	0.0	0.0	0.0	1,335.1	0.0	0.0	0.0	1,335.1	2,031.7
Black Emerald	0.0	0.0	0.0	0.0	0.0	0.0	0.0	0.0	35.8
Black Monukka	0.0	0.0	0.0	0.0	0.0	0.0	0.0	0.0	468.9
Calmeria	0.0	0.0	0.0	1,086.3	0.0	0.0	0.0	1,086.3	761.7
Cardinal	0.0	0.0	0.0	221.6	0.0	0.0	0.0	221.6	222.1
Christmas Rose	0.0	0.0	0.0	1,521.4	0.0	0.0	0.0	1,521.4	403.7
Crimson Seedless *	0.0	0.0	0.0	12,753.4	0.0	0.0	0.0	12,753.4	10,282.7
Dawn Seedless	0.0	0.0	0.0	16.4	0.0	0.0	0.0	16.4	13.2
Early Sweet	0.0	0.0	0.0	184.2	0.0	0.0	0.0	184.2	608.6
Emerald Seedless *	0.0	0.0	0.0	874.5	0.0	0.0	0.0	874.5	2,013.8
Emperor	0.0	0.0	0.0	1,330.9	0.0	0.0	0.0	1,330.9	631.4
Exotic	0.0	0.0	0.0	307.4	0.0	0.0	0.0	307.4	1,343.7
Fantasy Seedless	0.0	0.0	0.0	32.1	0.0	0.0	0.0	32.1	41.9
Flame Seedless *	0.0	0.0	606.0	15,953.0	0.0	0.0	0.0	16,559.0	21,648.9
Flame Tokay	1,650.4	0.0	0.0	0.0	0.0	0.0	0.0	1,650.4	1,331.4
Gold	0.0	0.0	0.0	317.3	0.0	0.0	0.0	317.3	0.0
Italia *	0.0	0.0	0.0	234.5	0.0	0.0	0.0	234.5	461.1
Jade Seedless	0.0	0.0	0.0	541.9	0.0	0.0	0.0	541.9	1,615.5
Malaga *	0.0	0.0	423.3	147.2	0.0	0.0	0.0	570.5	994.7
Marroo Seedless	0.0	0.0	41.2	0.0	0.0	0.0	0.0	41.2	98.1
Perlette	0.0	0.0	0.0	162.5	0.0	0.0	0.0	162.5	301.2
Princess *	0.0	0.0	0.0	1,492.1	0.0	0.0	0.0	1,492.1	1,816.7
Queen	0.0	0.0	0.0	29.9	0.0	0.0	0.0	29.9	124.5
Red Globe *	0.0	0.0	0.0	19,528.0	0.0	0.0	0.0	19,528.0	25,506.4
Ribier	0.0	0.0	95.1	4.3	0.0	0.0	0.0	99.4	716.9
Rouge	0.0	0.0	0.0	3,818.8	0.0	0.0	0.0	3,818.8	2,405.4
Ruby Seedless *	0.0	0.0	1,529.0	4,136.6	0.0	0.0	0.0	5,665.6	8,531.1
Summer Muscat	0.0	0.0	8.9	0.0	0.0	0.0	0.0	8.9	0.0
Packinghouse Culls	74.6	0.0	0.0	0.0	0.0	0.0	0.0	74.6	125.6
Other Table 1/	0.0	0.0	1.3	15,066.5	3.0	0.0	0.0	15,074.9	21,653.1
Total Table	1,725.0	0.0	2,704.8	81,095.9	3.0	0.0	0.0	85,532.8	106,189.8
WINE GRAPES (WHITE):									
Arneis	0.0	0.0	0.0	0.0	0.0	0.0	0.0	142.0	85.9
Burger *	4,219.1	5,748.2	30,299.3	2,857.3	0.0	0.0	1,839.6	45,122.6	53,087.0
Chardonnay *	109,062.5	62,504.8	46,582.1	21,227.8	45.3	283.2	32,733.9	549,502.5	742,582.6
Chasselas Dore	0.0	0.0	0.0	0.0	0.0	0.0	0.0	1.2	38.6
Chenin Blanc	2,706.2	2,850.0	44,698.4	12,275.4	0.0	17.5	7,146.2	74,984.8	94,828.2
Cortese	0.0	0.0	0.0	0.0	0.0	4.7	0.0	11.1	21.4
Emerald Riesling	12.6	0.0	96.6	980.9	0.0	0.0	0.0	1,090.1	1,892.5
Flora	0.0	0.0	0.0	0.0	0.0	0.0	0.0	48.1	43.7
Folle Blanche	0.0	0.0	0.0	0.0	0.0	0.0	0.0	16.5	15.6
French Colombard	6,454.4	15,892.0	213,160.8	51,211.9	0.0	0.0	0.0	288,133.7	305,170.7
Gewurztraminer	116.1	387.2	60.5	0.0	0.0	35.6	445.2	9,159.2	9,773.8
Gray Riesling *	0.0	0.0	0.0	0.0	0.0	0.0	0.0	55.7	100.8
Grenache Blanc	0.0	0.0	0.0	0.0	0.0	0.0	6.7	117.3	112.1
Kerner	1.6	0.0	0.0	0.0	0.0	0.0	0.0	1.6	2.0
Malvasia Bianca *	1,744.2	5,114.8	888.1	95.9	0.0	0.0	0.0	8,257.8	12,719.4
Marsanne	19.0	0.0	3.0	0.0	0.0	1.5	21.5	520.3	388.4
Melon	0.0	0.0	0.0	0.0	0.0	0.0	0.0	16.3	18.8
Montonico	0.0	0.0	0.0	0.0	0.0	0.0	0.0	7.7	13.5
Moscato Gaillo *	0.0	0.0	0.0	0.0	0.0	0.0	0.0	7.0	3.4
Muscato Blanc *	311.9	45.0	3,810.0	229.5	16.4	151.4	170.9	6,676.2	7,577.9
Muscato Orange	366.6	400.5	352.8	0.0	0.0	1.3	30.6	1,427.8	1,371.4
Muscat of Alexandria	1.1	490.6	22,067.6	17,404.3	0.0	0.5	0.0	41,690.0	52,693.9
Palomino *	3.9	0.0	3,440.0	0.0	35.7	31.6	0.0	3,531.0	3,590.2
Peperella	0.0	0.0	0.0	0.0	0.0	0.0	0.0	0.3	0.0
Pinot Blanc	0.0	0.0	0.0	0.0	0.0	0.0	0.0	1,301.8	1,710.3
Pinot Gris *	19,930.4	15,141.7	1,133.9	10,728.5	0.0	31.5	14,437.1	76,866.6	66,092.3
Ribolla Gialla *	0.0	0.0	0.0	0.0	0.0	0.0	0.0	6.5	0.0
Roussanne	27.0	0.0	3.0	0.0	0.0	12.8	0.0	765.3	853.3
Sauvignon Blanc	22,761.9	9,100.5	3,164.4	3,475.7	7.8	171.0	13,859.6	110,142.3	117,043.8
Sauvignon Musque	0.0	0.0	0.0	0.0	0.0	7.3	0.0	759.9	702.5
Sauvignon Vert *	0.0	0.0	0.0	0.0	0.0	0.0	0.0	6.8	7.6
Scheurebe	0.0	0.0	0.0	0.0	0.0	0.0	0.0	17.0	17.2
Semillon	2,394.0	632.0	1,620.8	0.0	0.5	18.8	1,445.7	8,539.8	9,569.5
St.Emilion *	0.0	0.0	10.2	0.0	23.3	0.0	0.0	36.5	32.3
Sylvaner	0.0	0.0	0.0	0.0	0.0	0.0	0.0	21.4	19.4
Symphony	1,190.1	453.0	3,700.6	1,166.0	24.0	0.0	773.2	7,694.1	7,408.2
Tocai Friulano	0.0	0.0	0.0	0.0	0.0	0.0	0.0	103.8	319.1
Torrontes	2.8	0.0	0.0	0.0	0.0	0.0	0.0	2.8	0.0
Triplet Blanc	0.0	0.0	589.3	0.0	0.0	0.0	0.0	589.3	52.9
Verdelho	114.6	0.0	0.0	0.0	0.0	0.0	49.5	224.2	139.1
Vernaccia	0.0	0.0	0.0	0.0	0.0	0.0	0.0	16.8	52.7

**TABLE 2: TONS OF GRAPES CRUSHED BY CALIFORNIA PROCESSORS
FROM THE 2006 CROP BY TYPE, VARIETY, AND REPORTING DISTRICT WHERE GROWN, WITH COMPARISONS**

Type and Variety	1	2	3	4	5	6	7	8	9	10
	Tons									
WINE GRAPES (WHITE):										
(Cont'd.)										
White Riesling *	306.6	111.0	82.0	489.4	132.2	7.7	7,078.0	1,342.7	12.6	45.0
Viognier	461.9	76.4	629.9	346.0	255.9	229.1	518.4	1,260.2	429.1	267.0
Other White 1/	1.4	1.2	13.7	28.0	5.0	15.5	64.6	27.2	10.8	10.5
Total White	32,153.5	14,722.3	80,600.7	41,844.4	7,136.8	6,470.6	116,585.6	67,045.6	21,636.1	2,262.8
WINE GRAPES (RED):										
Aglianico	0.0	0.0	17.2	0.6	0.0	0.0	0.0	10.2	0.6	12.9
Aleatico	0.0	0.0	39.2	0.0	0.0	0.0	0.1	0.0	0.0	0.0
Alicante Bouschet *	0.0	0.0	79.0	0.2	0.0	74.5	4.3	1.8	0.0	36.4
Alvarelhao	0.0	0.0	0.0	0.0	0.0	0.0	0.0	8.7	0.0	9.2
Arinarnoa	0.0	0.0	0.0	0.0	0.0	0.0	0.0	0.0	0.0	0.0
Barbera	225.2	95.5	269.9	41.8	17.4	117.5	194.5	260.5	16.4	1,126.8
Blaufraenkisch *	0.0	0.0	0.6	0.0	0.0	0.0	0.0	18.9	0.0	0.0
Cabernet Franc	88.9	756.9	1,664.9	2,658.0	34.0	100.7	709.5	2,349.5	4.4	398.7
Cabernet Sauvignon	8,125.4	11,444.3	38,410.3	56,247.1	1,259.3	4,284.7	30,261.2	50,634.8	3,617.0	1,815.7
Carignane	1,548.0	0.0	394.4	14.8	13.8	365.3	3.7	89.0	0.0	13.4
Carmenere	3.0	2.6	18.6	6.1	0.0	0.0	0.0	0.0	0.0	0.0
Carmine	0.0	0.0	4.9	0.0	0.0	0.0	0.0	0.0	13.6	0.5
Carnelian	0.0	0.0	0.0	0.0	0.0	0.0	0.0	0.0	0.0	0.0
Centurian	0.0	0.0	0.0	0.0	0.0	0.0	0.0	0.0	597.8	0.0
Charbono	46.3	0.0	5.9	165.2	0.0	11.1	51.9	0.0	0.0	14.8
Cinsaut *	0.4	0.0	19.4	0.0	0.0	38.8	12.5	84.8	1.6	4.2
Counoise	0.0	4.5	5.4	0.0	0.0	20.5	0.0	72.6	1.5	2.8
Dolcetto	61.3	0.0	60.4	41.7	9.9	6.0	58.3	39.7	1.0	9.7
Domfelder	0.0	0.0	4.1	0.0	0.0	0.0	0.0	5.5	0.0	0.0
Durif	3.7	0.0	0.0	0.0	0.0	1.6	0.0	0.0	0.0	0.0
Early Burgundy	1.9	0.0	5.6	5.2	0.0	0.0	0.0	0.0	0.0	0.0
Freisa	0.0	0.0	7.7	0.0	0.0	0.0	19.9	3.9	0.0	6.8
Gamay (Napa) *	58.8	0.0	23.7	64.0	479.7	3.2	400.2	265.5	1.2	15.7
Gamay Beaujolais	0.0	0.0	4.4	0.0	0.0	0.0	0.0	0.0	0.0	0.0
Graciano	0.0	0.0	4.9	0.9	0.0	0.0	0.8	0.0	13.7	13.4
Grand Noir	0.0	0.0	0.0	0.0	0.0	0.0	0.0	0.0	0.0	0.0
Grenache *	318.8	77.6	298.9	70.2	13.3	181.5	545.0	1,393.6	1,292.9	250.9
Grignolino	0.0	0.0	0.0	18.0	0.0	5.0	0.0	1.5	0.0	0.0
Lagrein	0.0	0.0	0.0	0.0	0.0	0.0	0.8	79.5	1.3	0.0
Malbec	84.9	189.5	1,393.0	1,152.1	22.5	30.0	900.3	716.2	302.1	64.3
Marechal Foch *	0.0	0.0	0.0	0.0	0.0	0.0	0.0	0.8	0.0	0.0
Mataro *	17.6	36.5	97.0	21.9	18.0	576.4	27.2	685.4	17.5	207.2
Merlot	7,029.0	1,571.9	26,015.2	27,042.1	2,095.2	2,467.8	35,825.9	25,396.8	2,683.8	946.6
Meunier *	21.2	0.0	682.8	139.4	0.0	0.0	0.0	0.0	0.0	0.0
Mission	0.0	0.0	0.0	0.0	0.0	0.0	0.0	0.7	0.0	21.4
Montepulciano	20.2	0.0	5.1	1.9	0.0	0.0	0.0	4.5	1.0	25.4
Muscat Hamburg *	0.0	0.0	6.6	0.0	0.0	0.0	16.4	0.0	0.0	34.0
Nebbiolo	24.4	11.3	17.2	7.2	0.0	28.6	28.0	154.3	2.1	57.3
Negrette *	0.0	0.0	0.0	0.0	0.0	0.0	16.6	0.8	0.0	0.0
Negroamaro	16.1	0.0	0.0	0.0	0.0	0.0	0.0	0.0	0.0	0.0
Nero D'Avola *	10.4	0.0	0.0	2.2	0.0	0.0	0.0	0.0	0.0	0.0
Peloursin	0.0	0.0	3.1	0.0	0.0	0.0	0.0	0.0	0.0	0.0
Perelli 101	0.0	0.0	0.0	0.0	0.0	0.0	0.0	5.6	0.0	0.0
Petit Verdot	118.7	175.6	651.2	1,329.4	16.2	261.8	561.7	1,364.3	423.3	64.7
Petite Sirah	1,767.9	1,454.0	1,708.7	1,748.9	815.1	1,342.7	969.8	5,257.8	643.6	578.9
Pfeffer Cabernet	0.0	0.0	0.0	0.0	0.0	0.0	5.2	0.0	0.0	0.0
Pinot Noir	9,541.2	227.4	38,453.8	10,658.8	1,040.6	710.8	24,333.4	12,406.7	100.4	56.0
Pinotage	14.9	0.0	27.0	13.7	0.0	0.0	0.0	0.0	0.0	16.1
Refosco *	0.0	0.0	0.6	7.1	0.0	2.6	3.0	62.0	5.3	12.1
Rossini	0.0	0.0	0.0	0.0	0.0	0.0	0.0	0.0	0.0	0.0
Royalty	0.0	0.0	0.0	0.0	0.0	0.0	0.0	0.0	0.0	0.0
Rubired *	0.0	0.0	0.0	11.5	0.0	0.0	0.0	0.0	833.9	0.0
Ruby Cabernet	0.0	0.0	0.0	0.0	0.0	0.0	0.0	0.0	0.9	0.0
Sagrantino	0.0	0.0	0.0	1.0	0.0	0.0	0.0	5.0	0.0	0.0
Salvador	0.0	0.0	0.0	0.0	0.0	0.0	0.0	0.0	0.0	0.0
Sangiovese *	504.8	0.0	1,275.1	1,324.1	49.4	118.5	1,006.6	641.9	30.8	524.8
Segalin	0.0	0.0	0.0	0.0	0.0	0.0	0.0	0.0	0.0	0.0
Souzao	3.8	4.1	7.9	0.0	0.0	2.2	20.9	14.4	0.2	11.9
Syrah *	2,479.3	1,171.9	6,844.1	3,114.6	261.6	1,088.3	9,473.0	17,315.8	2,756.3	1,834.5
Tannat	0.0	0.0	63.8	4.0	0.0	0.0	21.8	22.9	1.8	0.0
Tempranillo *	0.0	68.6	71.9	99.9	0.0	74.3	51.2	410.8	315.7	209.1
Teroldego	0.0	0.0	13.4	0.0	0.0	113.7	8.2	9.0	0.0	13.4
Tinta Barroca	0.0	0.0	0.0	0.0	0.0	0.0	0.0	0.0	0.0	0.5
Tinta Cao	0.1	11.5	9.0	13.5	0.0	0.0	5.3	12.0	0.2	29.8
Tinta Madeira	0.0	2.4	0.3	0.0	0.0	0.0	1.3	2.2	0.3	0.0
Touriga Francesca	0.0	0.0	0.0	0.0	0.0	4.7	1.1	0.0	0.0	0.0
Touriga Nacional *	9.8	6.2	11.5	38.9	0.0	22.1	7.9	32.7	0.3	27.4
Trousseau *	1.8	2.6	0.0	0.0	0.0	0.0	4.6	0.1	0.0	6.1
Zinfandel *	6,618.9	3,116.0	16,683.7	4,790.2	641.7	2,057.3	1,430.9	12,667.5	12,130.7	8,269.0
Other Red 1/	27.7	0.0	265.4	75.7	0.0	5.7	21.3	50.8	1.3	44.2
Total Red	38,794.4	20,430.9	135,646.8	110,931.9	6,787.7	14,117.9	107,004.3	132,561.0	25,814.5	16,786.6
TOTAL WINE	70,947.9	35,153.2	216,247.5	152,776.3	13,924.5	20,588.5	223,589.9	199,606.6	47,450.6	19,049.4
TOTAL ALL VARIETIES	70,947.9	35,153.2	216,250.0	152,777.4	13,924.5	20,588.5	223,590.4	199,606.6	47,450.6	19,049.4

**TABLE 2: TONS OF GRAPES CRUSHED BY CALIFORNIA PROCESSORS
FROM THE 2006 CROP BY TYPE, VARIETY, AND REPORTING DISTRICT WHERE GROWN, WITH COMPARISONS**

Type and Variety	11	12	13	14	15	16	17	2006 State Total	2005 State Total
Tons									
WINE GRAPES (WHITE):									
(Cont'd.)									
Viognier	4,396.0	1,740.3	1,295.7	0.0	0.0	123.9	575.5	12,605.3	14,520.6
White Riesling *	76.9	723.1	84.5	0.0	0.0	206.2	437.9	11,135.8	12,895.5
Other White 1/	25.2	43.0	797.5	107.6	0.0	0.0	34.2	1,185.4	3,653.1
Total White	175,938.1	121,266.7	377,859.1	121,760.8	153.0	1,098.8	74,007.3	1,262,542.2	1,521,221.2
WINE GRAPES (RED):									
Aglianico	0.0	49.0	0.0	0.0	0.0	2.3	0.0	92.8	101.9
Aleatico	0.0	0.0	0.9	0.0	0.0	0.4	0.0	40.6	31.8
Alicante Bouschet *	1,327.6	0.0	2,935.5	231.7	9.5	8.7	111.4	4,820.6	4,010.9
Alvarelhao	28.8	0.0	0.0	0.0	0.0	0.0	0.0	46.7	50.4
Arinarnoa	0.0	0.0	335.3	0.0	0.0	0.0	0.0	335.3	0.0
Barbera	1,610.4	1,524.2	65,953.7	922.0	0.0	2.9	0.0	72,378.7	78,579.0
Blaufraenkisch *	2.0	0.0	0.0	0.0	0.0	0.0	0.0	21.5	16.5
Cabernet Franc	4,547.1	1.8	17.7	207.3	7.6	101.6	3.3	13,651.9	19,084.0
Cabernet Sauvignon	111,245.8	38,025.8	49,117.1	16,157.6	165.8	832.5	1,864.0	423,508.4	542,351.3
Carignane	2,226.9	873.3	13,175.6	1,528.6	0.0	18.0	0.0	20,264.8	22,611.0
Carmenere	0.0	0.0	267.7	0.0	0.0	0.0	0.0	298.0	10.7
Carmine	1.3	0.0	0.0	0.0	0.0	0.0	0.0	20.3	14.0
Carnelian	0.0	0.0	7,589.5	1,802.0	0.0	0.0	0.0	9,391.5	11,452.7
Centurian	0.0	0.0	1,200.7	0.0	0.0	0.0	0.0	1,798.5	2,634.2
Charbono	9.2	0.0	27.4	0.0	0.0	3.4	0.0	335.2	362.4
Cinsaut *	218.5	0.0	84.5	78.5	0.0	31.9	0.0	575.1	622.9
Counoise	0.2	6.0	0.0	0.0	0.0	0.0	0.0	113.5	153.9
Dolcetto	40.8	0.0	0.0	0.0	0.0	0.0	0.0	328.8	390.7
Domfelder	1.8	463.8	0.0	0.0	0.0	0.0	0.0	475.2	453.2
Durif	0.0	0.0	0.0	0.0	0.0	0.0	0.0	5.3	0.0
Early Burgundy	10.9	0.0	0.0	0.0	0.0	0.0	0.0	23.6	22.2
Freisa	0.0	6.6	0.0	0.0	0.0	0.0	0.0	44.9	66.5
Gamay (Napa) *	3.8	0.0	1,063.1	0.0	0.0	1.3	199.6	2,579.8	3,532.0
Gamay Beaujolais	0.0	0.0	0.0	0.0	0.0	0.0	0.0	4.4	0.2
Graciano	8.8	0.0	0.0	0.0	0.0	0.0	0.0	42.5	27.7
Grand Noir	0.0	0.0	0.0	0.0	0.0	0.0	0.0	0.0	2.1
Grenache *	279.9	5,938.1	62,475.9	4,481.1	83.7	39.1	184.6	77,925.1	73,036.5
Grignolino	0.0	0.0	0.0	0.0	0.0	0.0	0.0	24.5	39.3
Lagrein	0.0	0.0	0.0	0.0	0.0	0.0	0.0	81.6	194.3
Malbec	3,214.4	78.6	0.8	408.8	2.6	28.7	0.0	8,588.8	8,380.7
Marechal Foch *	0.0	0.0	0.0	0.0	0.0	0.0	0.0	0.8	0.1
Mataro *	163.3	196.3	7.0	0.0	12.9	26.9	0.0	2,111.1	2,275.8
Merlot	84,725.3	40,758.1	50,088.5	16,438.4	77.5	573.2	9,766.6	333,501.9	423,776.8
Meunier *	0.0	0.0	0.0	0.0	0.0	0.0	0.0	843.4	701.0
Mission	0.0	1.2	6,641.6	843.1	119.2	6.5	0.0	7,633.7	10,619.8
Montepulciano	2.9	8.7	0.0	16.7	0.0	0.9	0.0	87.3	186.2
Muscat Hamburg *	53.8	97.7	10.3	0.0	0.0	0.0	0.0	218.8	240.9
Nebbiolo	0.0	0.0	5.0	0.0	0.0	6.3	0.0	341.7	364.1
Negrette *	0.0	0.0	0.0	0.0	0.0	0.0	0.0	17.4	23.9
Negroamaro	0.0	3.1	0.0	0.0	0.0	0.0	0.0	19.2	18.9
Nero D'Avola *	0.0	59.6	0.0	0.0	0.0	0.0	0.0	72.2	36.2
Peloursin	0.0	0.0	0.0	0.0	0.0	0.0	0.0	3.1	3.6
Perelli 101	0.0	0.0	0.0	0.0	0.0	0.0	0.0	5.6	9.4
Petit Verdot	2,058.1	1,200.9	0.0	0.0	1.2	38.1	0.0	8,265.2	8,731.6
Petite Sirah	15,283.4	1,984.1	278.6	0.0	3.7	44.1	2,394.8	36,276.1	43,625.8
Pfeffer Cabernet	0.0	0.0	0.0	0.0	0.0	0.0	0.0	5.2	8.4
Pinot Noir	2,815.2	2,160.9	130.7	60.5	0.0	29.8	3,361.9	106,088.1	94,918.2
Pinotage	10.2	0.0	0.0	0.0	0.0	0.3	0.0	82.2	66.3
Refosco *	569.9	0.0	0.0	0.0	0.0	0.0	0.0	662.6	630.9
Rossini	0.0	0.0	0.0	0.0	0.0	1.5	0.0	1.5	0.0
Royalty	0.0	0.0	1,205.0	600.5	0.0	2.6	0.0	1,808.1	1,752.2
Rubired *	807.7	4,983.1	111,992.6	38,805.2	0.0	4.2	0.0	157,438.2	170,154.1
Ruby Cabernet	499.0	3,718.2	49,290.7	20,151.2	0.0	3.0	0.0	73,663.0	77,569.4
Sagrantino	0.0	14.1	0.0	0.0	0.0	0.0	0.0	20.1	24.1
Salvador	0.0	0.0	0.0	2,086.6	0.0	0.0	0.0	2,086.6	2,173.2
Sangiovese *	3,141.7	5.0	1,704.5	419.0	36.5	116.1	17.6	10,916.4	15,155.5
Segalin	0.0	0.0	236.9	0.0	0.0	0.0	0.0	236.9	0.0
Souzao	159.2	3.6	144.1	0.0	0.0	0.0	0.0	372.3	374.7
Syrah *	19,595.4	15,101.2	29,937.0	5,484.0	57.3	382.2	1,344.9	118,241.4	147,435.7
Tannat	1,002.2	839.0	0.0	0.0	0.0	2.2	0.0	1,957.7	2,215.0
Tempranillo *	439.9	0.0	1,690.9	40.1	1.5	18.8	22.2	3,514.9	4,074.2
Teroldego	95.3	0.0	0.0	0.0	0.0	0.0	0.0	253.0	167.0
Tinta Barroca	0.0	0.0	1.6	0.0	0.0	0.0	0.0	2.1	1.6
Tinta Cao	15.1	0.0	3.3	0.0	0.0	3.5	0.0	103.3	94.0
Tinta Madeira	0.0	0.0	28.4	0.0	0.0	0.0	0.0	34.9	44.7
Touriga Francesca	19.9	0.0	0.0	0.0	0.0	0.0	0.0	25.7	14.3
Touriga Nacional *	376.2	31.6	16.4	0.0	0.0	4.1	0.0	585.1	438.3
Trousseau *	1.3	0.0	0.0	0.0	0.0	0.0	0.0	16.5	19.0
Zinfandel *	134,175.6	31,922.6	76,374.9	27,863.1	307.7	205.6	2,618.2	341,873.6	449,471.9
Other Red 1/	106.1	62.9	21,471.1	4,501.1	37.5	16.3	0.0	26,687.1	9,520.0
Total Red	390,894.9	150,119.1	555,504.5	143,127.1	924.2	2,557.0	21,889.1	1,873,891.9	2,235,169.8
TOTAL WINE	566,833.0	271,385.8	933,363.6	264,887.9	1,077.2	3,655.8	95,896.4	3,136,434.1	3,756,391.0
TOTAL ALL VARIETIES	568,558.0	271,904.3	1,132,228.9	416,326.0	1,080.2	3,655.8	95,896.4	3,488,988.1	4,330,064.2

* Synonyms for variety names are shown on Page 5.

1/ Other categories include minor and mixed varieties.

TABLE 4: TONS OF GRAPES PURCHASED FOR WINE, CONCENTRATE, JUICE, VINEGAR, AND BEVERAGE BRANDY BY CALIFORNIA PROCESSORS FROM THE 2006 CROP BY TYPE, VARIETY, AND REPORTING DISTRICT WHERE GROWN, WITH COMPARISONS

Type and Variety	1	2	3	4	5	6	7	8	9	10
	Tons									
RAISIN GRAPES:										
Diamond Muscat	0.0	0.0	0.0	0.0	0.0	0.0	0.0	0.0	0.0	0.0
Dovine	0.0	0.0	0.0	0.0	0.0	0.0	0.0	0.0	0.0	0.0
Fiesta	0.0	0.0	0.0	0.0	0.0	0.0	0.0	0.0	0.0	0.0
Selma Pete	0.0	0.0	0.0	0.0	0.0	0.0	0.0	0.0	0.0	0.0
Sultana	0.0	0.0	0.0	0.0	0.0	0.0	0.0	0.0	0.0	0.0
Thompson Seedless	0.0	0.0	0.0	0.0	0.0	0.0	0.0	0.0	0.0	0.0
Other Raisin 1/	0.0	0.0	0.0	0.0	0.0	0.0	0.0	0.0	0.0	0.0
Total Raisin	0.0	0.0	0.0	0.0	0.0	0.0	0.0	0.0	0.0	0.0
TABLE GRAPES:										
Autumn Royal	0.0	0.0	0.0	0.0	0.0	0.0	0.0	0.0	0.0	0.0
Black Emerald	0.0	0.0	0.0	0.0	0.0	0.0	0.0	0.0	0.0	0.0
Black Monukka	0.0	0.0	0.0	0.0	0.0	0.0	0.0	0.0	0.0	0.0
Calmeria	0.0	0.0	0.0	0.0	0.0	0.0	0.0	0.0	0.0	0.0
Christmas Rose	0.0	0.0	0.0	0.0	0.0	0.0	0.0	0.0	0.0	0.0
Crimson Seedless *	0.0	0.0	0.0	0.0	0.0	0.0	0.0	0.0	0.0	0.0
Emerald Seedless *	0.0	0.0	0.0	0.0	0.0	0.0	0.0	0.0	0.0	0.0
Exotic	0.0	0.0	0.0	0.0	0.0	0.0	0.0	0.0	0.0	0.0
Flame Seedless *	0.0	0.0	0.0	0.0	0.0	0.0	0.0	0.0	0.0	0.0
Flame Tokay	0.0	0.0	0.0	0.0	0.0	0.0	0.0	0.0	0.0	0.0
Italia *	0.0	0.0	0.0	0.0	0.0	0.0	0.0	0.0	0.0	0.0
Malaga *	0.0	0.0	0.0	0.0	0.0	0.0	0.0	0.0	0.0	0.0
Marroo Seedless	0.0	0.0	0.0	0.0	0.0	0.0	0.0	0.0	0.0	0.0
Perlette	0.0	0.0	0.0	0.0	0.0	0.0	0.0	0.0	0.0	0.0
Princess *	0.0	0.0	0.0	0.0	0.0	0.0	0.0	0.0	0.0	0.0
Red Globe *	0.0	0.0	0.0	0.0	0.0	0.0	0.0	0.0	0.0	0.0
Ribier	0.0	0.0	0.0	0.0	0.0	0.0	0.0	0.0	0.0	0.0
Ruby Seedless *	0.0	0.0	0.0	0.0	0.0	0.0	0.0	0.0	0.0	0.0
Summer Muscat	0.0	0.0	0.0	0.0	0.0	0.0	0.0	0.0	0.0	0.0
Other Table 1/	0.0	0.0	2.5	0.0	0.0	0.0	0.0	0.0	0.0	0.0
Total Table	0.0	0.0	2.5	0.0	0.0	0.0	0.0	0.0	0.0	0.0
WINE GRAPES (WHITE):										
Arneis	15.6	0.0	88.4	0.0	0.0	0.0	31.1	0.0	0.0	0.0
Burger *	0.0	0.0	0.0	0.0	0.0	0.0	0.0	0.0	0.0	0.0
Chardonnay *	16,601.6	1,142.0	42,438.7	14,209.9	3,749.5	3,069.2	48,464.6	17,377.3	9,947.5	460.3
Chasselas Dore	0.0	0.0	1.2	0.0	0.0	0.0	0.0	0.0	0.0	0.0
Chenin Blanc	461.1	0.0	100.1	164.1	697.8	0.0	352.1	1,417.8	83.1	2.9
Cortese	0.0	0.0	0.0	0.0	0.0	0.0	0.0	0.0	0.0	0.0
Emerald Riesling	0.0	0.0	0.0	0.0	0.0	0.0	0.0	0.0	0.0	0.0
Flora	0.0	0.0	0.0	43.4	0.0	0.0	0.0	0.0	0.0	0.0
French Colombard	236.8	0.0	352.3	0.0	46.1	0.0	0.0	0.0	701.3	0.0
Gewurztraminer	1,105.9	114.9	270.1	15.8	0.0	0.0	2,919.9	867.0	9.1	28.2
Gray Riesling *	0.0	0.0	46.3	0.0	0.0	0.0	0.0	0.0	0.0	0.0
Grenache Blanc	0.0	0.0	0.0	0.0	0.0	0.0	30.0	58.7	3.0	1.2
Malvasia Bianca *	0.0	0.0	57.0	2.8	17.3	2.1	134.9	2.9	0.0	5.8
Marsanne	15.5	0.0	42.0	31.8	0.0	20.7	158.6	41.2	3.2	28.7
Melon	0.0	0.0	15.9	0.0	0.0	0.0	0.0	0.0	0.0	0.0
Montonico	0.0	0.0	0.0	0.0	0.0	7.7	0.0	0.0	0.0	0.0
Moscato Gaillo *	0.0	0.0	0.0	0.0	0.0	0.0	0.0	0.0	2.0	1.2
Muscat Blanc *	106.3	297.4	27.7	40.0	17.3	5.1	330.7	510.2	1.4	73.8
Muscat Orange	42.2	0.0	0.0	0.0	0.0	0.0	43.9	41.9	6.5	58.5
Muscat of Alexandria	0.0	0.0	1.2	0.0	0.0	0.0	0.0	0.0	48.9	0.0
Palomino *	0.0	0.0	6.4	0.0	0.0	13.4	0.0	0.0	0.0	0.0
Pinot Blanc	65.9	14.4	275.3	38.3	0.0	14.3	161.3	190.5	0.0	0.0
Pinot Gris *	483.0	266.0	1,025.6	717.2	563.2	237.9	4,915.2	1,421.1	390.3	48.3
Ribolla Gialla *	0.0	0.0	0.0	6.5	0.0	0.0	0.0	0.0	0.0	0.0
Roussanne	34.0	0.0	11.0	1.3	5.2	1.0	80.0	268.8	5.1	50.4
Sauvignon Blanc	3,141.7	7,119.4	8,644.0	6,058.4	1,022.9	862.4	4,916.6	4,007.9	7.9	463.3
Sauvignon Musque	17.2	41.1	199.8	181.0	0.0	24.2	52.1	9.1	0.0	0.0
Sauvignon Vert *	0.0	0.0	0.4	2.1	0.0	0.0	0.0	0.0	0.0	0.0
Semillon	79.9	56.1	434.4	396.3	26.7	14.8	21.2	322.2	1.5	35.5
St.Emilion *	0.0	0.0	0.0	0.0	0.0	0.0	0.0	1.4	0.0	1.5
Symphony	0.0	0.0	0.0	0.0	0.0	0.0	0.0	0.0	303.8	31.4
Tocai Friulano	37.7	0.0	20.3	0.0	0.0	0.0	29.0	6.2	0.0	0.0
Torrontes	0.0	0.0	0.0	0.0	0.0	0.0	0.0	0.0	0.0	0.0
Triplet Blanc	0.0	0.0	0.0	0.0	0.0	0.0	0.0	0.0	0.0	0.0
Verdelho	0.0	0.0	0.0	0.0	0.0	0.0	0.0	0.4	0.0	24.6
Vernaccia	0.0	0.0	16.8	0.0	0.0	0.0	0.0	0.0	0.0	0.0
Viognier	349.5	70.4	455.7	216.5	197.0	88.4	218.7	880.6	5.8	149.2

TABLE 4: TONS OF GRAPES PURCHASED FOR WINE, CONCENTRATE, JUICE, VINEGAR, AND BEVERAGE BRANDY BY CALIFORNIA PROCESSORS FROM THE 2006 CROP BY TYPE, VARIETY, AND REPORTING DISTRICT WHERE GROWN, WITH COMPARISONS

Type and Variety	11	12	13	14	15	16	17	2006 State Total	2005 State Total
Tons									
RAISIN GRAPES:									
Diamond Muscat	0.0	0.0	4.5	0.0	0.0	0.0	0.0	4.5	6.5
Dovine	0.0	0.0	1,041.9	0.0	0.0	0.0	0.0	1,041.9	1,462.0
Fiesta	0.0	0.0	15,181.5	0.0	0.0	0.0	0.0	15,181.5	15,043.6
Selma Pete	0.0	0.0	304.0	0.0	0.0	0.0	0.0	304.0	874.7
Sultana	0.0	0.0	0.0	0.0	0.0	0.0	0.0	0.0	5.0
Thompson Seedless	0.0	517.3	173,153.7	16,077.7	0.0	0.0	0.0	189,748.7	350,852.4
Other Raisin 1/	0.0	0.0	0.0	0.0	0.0	0.0	0.0	0.0	144.9
Total Raisin	0.0	517.3	189,685.6	16,077.7	0.0	0.0	0.0	206,280.6	368,389.1
TABLE GRAPES:									
Autumn Royal	0.0	0.0	0.0	185.3	0.0	0.0	0.0	185.3	215.8
Black Emerald	0.0	0.0	0.0	0.0	0.0	0.0	0.0	0.0	35.8
Black Monukka	0.0	0.0	0.0	0.0	0.0	0.0	0.0	0.0	467.5
Calmeria	0.0	0.0	0.0	8.7	0.0	0.0	0.0	8.7	58.5
Christmas Rose	0.0	0.0	0.0	56.4	0.0	0.0	0.0	56.4	0.0
Crimson Seedless *	0.0	0.0	0.0	2,936.6	0.0	0.0	0.0	2,936.6	124.1
Emerald Seedless *	0.0	0.0	0.0	260.5	0.0	0.0	0.0	260.5	157.5
Exotic	0.0	0.0	0.0	0.0	0.0	0.0	0.0	0.0	50.6
Flame Seedless *	0.0	0.0	574.0	3,381.7	0.0	0.0	0.0	3,955.7	11,772.9
Flame Tokay	1,643.4	0.0	0.0	0.0	0.0	0.0	0.0	1,643.4	1,327.5
Italia *	0.0	0.0	0.0	30.7	0.0	0.0	0.0	30.7	0.0
Malaga *	0.0	0.0	271.7	0.0	0.0	0.0	0.0	271.7	546.1
Marroo Seedless	0.0	0.0	40.8	0.0	0.0	0.0	0.0	40.8	97.8
Perlette	0.0	0.0	0.0	50.4	0.0	0.0	0.0	50.4	136.8
Princess *	0.0	0.0	0.0	636.8	0.0	0.0	0.0	636.8	216.8
Red Globe *	0.0	0.0	0.0	5,118.6	0.0	0.0	0.0	5,118.6	4,250.8
Ribier	0.0	0.0	0.0	1.5	0.0	0.0	0.0	1.5	0.0
Ruby Seedless *	0.0	0.0	1,521.5	457.8	0.0	0.0	0.0	1,979.3	3,665.3
Summer Muscat	0.0	0.0	8.9	0.0	0.0	0.0	0.0	8.9	0.0
Other Table 1/	0.0	0.0	0.0	3,107.7	3.0	0.0	0.0	3,113.2	19,989.7
Total Table	1,643.4	0.0	2,416.9	16,232.7	3.0	0.0	0.0	20,298.5	43,113.5
WINE GRAPES (WHITE):									
Arneis	0.0	0.0	0.0	0.0	0.0	0.0	0.0	135.1	76.6
Burger *	4,209.0	5,176.0	29,931.2	2,776.3	0.0	0.0	0.0	42,092.5	49,427.1
Chardonnay *	104,918.5	34,573.7	43,122.5	20,643.8	6.3	179.1	30,242.4	391,146.9	513,163.8
Chasselas Dore	0.0	0.0	0.0	0.0	0.0	0.0	0.0	1.2	2.1
Chenin Blanc	2,704.1	2,836.3	44,518.2	11,988.2	0.0	17.4	5,918.2	71,261.4	88,518.4
Cortese	0.0	0.0	0.0	0.0	0.0	0.0	0.0	0.0	3.4
Emerald Riesling	12.6	0.0	96.6	976.7	0.0	0.0	0.0	1,085.9	1,892.5
Flora	0.0	0.0	0.0	0.0	0.0	0.0	0.0	43.4	39.5
French Colombard	6,453.3	15,793.4	211,320.1	50,036.9	0.0	0.0	0.0	284,940.2	300,985.4
Gewurztraminer	71.1	387.2	60.5	0.0	0.0	12.8	437.6	6,300.1	6,211.8
Gray Riesling *	0.0	0.0	0.0	0.0	0.0	0.0	0.0	46.3	37.5
Grenache Blanc	0.0	0.0	0.0	0.0	0.0	0.0	6.7	99.6	78.8
Malvasia Bianca *	1,723.1	2,741.4	887.1	95.9	0.0	0.0	0.0	5,670.3	9,441.2
Marsanne	19.0	0.0	0.0	0.0	0.0	0.0	21.5	382.2	268.3
Melon	0.0	0.0	0.0	0.0	0.0	0.0	0.0	15.9	18.7
Montonico	0.0	0.0	0.0	0.0	0.0	0.0	0.0	7.7	13.5
Moscato Gaillo *	0.0	0.0	0.0	0.0	0.0	0.0	0.0	3.2	3.4
Muscat Blanc *	308.1	45.0	3,514.6	229.5	5.0	95.5	103.6	5,711.2	5,833.0
Muscat Orange	342.9	400.5	282.2	0.0	0.0	0.0	18.3	1,236.9	1,193.8
Muscat of Alexandria	0.0	0.0	21,776.1	16,515.9	0.0	0.5	0.0	38,342.6	48,912.2
Palomino *	3.9	0.0	3,413.2	0.0	12.0	0.0	0.0	3,448.9	3,558.4
Pinot Blanc	0.0	0.0	0.0	0.0	0.0	0.0	0.0	760.0	881.9
Pinot Gris *	18,831.6	12,864.3	1,113.0	10,659.5	0.0	24.9	14,101.2	67,662.3	56,999.9
Ribolla Gialla *	0.0	0.0	0.0	0.0	0.0	0.0	0.0	6.5	0.0
Roussanne	20.5	0.0	0.0	0.0	0.0	11.5	0.0	488.8	487.7
Sauvignon Blanc	21,759.2	6,887.9	3,159.4	3,468.0	3.8	54.6	13,546.4	85,123.8	92,761.1
Sauvignon Musque	0.0	0.0	0.0	0.0	0.0	0.0	0.0	524.5	427.4
Sauvignon Vert *	0.0	0.0	0.0	0.0	0.0	0.0	0.0	2.5	7.6
Semillon	2,388.2	632.0	1,619.9	0.0	0.5	15.4	1,437.2	7,481.8	8,298.4
St.Emilion *	0.0	0.0	10.2	0.0	0.0	0.0	0.0	13.1	2.3
Symphony	1,190.1	195.8	3,681.5	1,166.0	0.0	0.0	771.7	7,340.3	7,354.0
Tocai Friulano	0.0	0.0	0.0	0.0	0.0	0.0	0.0	93.2	305.6
Torrontes	2.8	0.0	0.0	0.0	0.0	0.0	0.0	2.8	0.0
Triplett Blanc	0.0	0.0	586.8	0.0	0.0	0.0	0.0	586.8	52.6
Verdelho	114.6	0.0	0.0	0.0	0.0	0.0	15.3	154.9	112.7
Vernaccia	0.0	0.0	0.0	0.0	0.0	0.0	0.0	16.8	45.7

TABLE 4: TONS OF GRAPES PURCHASED FOR WINE, CONCENTRATE, JUICE, VINEGAR, AND BEVERAGE BRANDY BY CALIFORNIA PROCESSORS FROM THE 2006 CROP BY TYPE, VARIETY, AND REPORTING DISTRICT WHERE GROWN, WITH COMPARISONS

Type and Variety	1	2	3	4	5	6	7	8	9	10
Tons										
WINE GRAPES (WHITE):										
(Cont'd.)										
White Riesling *	207.0	111.0	59.7	149.1	95.3	5.9	4,581.0	754.5	0.5	17.2
Other White 1/	0.7	1.2	13.2	8.8	5.0	7.1	63.9	3.5	0.0	1.9
Total White	23,001.6	9,233.9	54,603.5	22,283.3	6,443.3	4,374.2	67,504.8	28,183.2	11,520.9	1,483.9
WINE GRAPES (RED):										
Aglianico	0.0	0.0	16.3	0.6	0.0	0.0	0.0	1.0	0.0	3.0
Aleatico	0.0	0.0	39.2	0.0	0.0	0.0	0.0	0.0	0.0	0.0
Alicante Bouschet *	0.0	0.0	68.1	0.0	0.0	70.2	0.0	0.9	0.0	28.1
Alvarelhao	0.0	0.0	0.0	0.0	0.0	0.0	0.0	8.7	0.0	4.6
Arinarnoa	0.0	0.0	0.0	0.0	0.0	0.0	0.0	0.0	0.0	0.0
Barbera	90.9	95.4	132.4	25.0	16.8	26.4	193.9	179.3	1.6	592.0
Cabernet Franc	50.9	696.3	996.2	1,130.8	32.5	33.7	211.4	1,629.1	0.5	215.4
Cabernet Sauvignon	5,921.1	7,182.5	21,649.2	29,685.3	1,067.5	1,994.8	15,874.7	32,026.3	1,903.4	1,276.5
Carignane	1,451.1	0.0	353.9	11.3	2.0	322.6	3.6	80.7	0.0	6.0
Carmenere	3.0	2.5	5.2	0.9	0.0	0.0	0.0	0.0	0.0	0.0
Carmine	0.0	0.0	1.9	0.0	0.0	0.0	0.0	0.0	13.6	0.0
Carnelian	0.0	0.0	0.0	0.0	0.0	0.0	0.0	0.0	0.0	0.0
Centurian	0.0	0.0	0.0	0.0	0.0	0.0	0.0	0.0	0.0	0.0
Charbono	43.9	0.0	5.9	125.0	0.0	0.0	51.5	0.0	0.0	8.3
Cinsaut *	0.4	0.0	9.8	0.0	0.0	36.2	12.5	51.8	1.6	2.7
Counoise	0.0	4.5	2.5	0.0	0.0	0.0	0.0	30.6	1.5	0.6
Dolcetto	58.7	0.0	55.6	25.4	0.0	6.0	31.7	18.1	0.0	2.1
Dornfelder	0.0	0.0	0.0	0.0	0.0	0.0	0.0	0.0	0.0	0.0
Durif	3.7	0.0	0.0	0.0	0.0	1.6	0.0	0.0	0.0	0.0
Early Burgundy	0.0	0.0	5.6	5.0	0.0	0.0	0.0	0.0	0.0	0.0
Freisa	0.0	0.0	5.4	0.0	0.0	0.0	19.9	3.9	0.0	0.0
Gamay (Napa) *	57.3	0.0	19.1	63.6	198.7	0.0	399.3	245.1	1.2	9.7
Graciano	0.0	0.0	0.0	0.0	0.0	0.0	0.0	0.0	0.0	0.0
Grand Noir	0.0	0.0	0.0	0.0	0.0	0.0	0.0	0.0	0.0	0.0
Grenache *	242.4	62.0	178.7	57.3	2.8	151.6	329.9	829.3	1,281.7	107.0
Grignolino	0.0	0.0	0.0	0.0	0.0	0.0	0.0	1.5	0.0	0.0
Lagrein	0.0	0.0	0.0	0.0	0.0	0.0	0.8	77.4	1.3	0.0
Malbec	70.9	162.8	687.3	362.4	12.0	12.2	337.6	547.1	7.2	57.6
Marechal Foch *	0.0	0.0	0.0	0.0	0.0	0.0	0.0	0.0	0.0	0.0
Mataro *	3.0	33.2	67.6	5.5	0.0	573.8	17.6	434.5	13.8	141.7
Merlot	5,373.5	1,417.1	16,298.1	14,142.1	1,984.0	1,824.5	22,215.3	15,252.9	1,979.2	666.2
Meunier *	9.4	0.0	323.9	79.5	0.0	0.0	0.0	0.0	0.0	0.0
Mission	0.0	0.0	0.0	0.0	0.0	0.0	0.0	0.7	0.0	13.4
Montepulciano	20.2	0.0	4.6	1.9	0.0	0.0	0.0	0.0	1.0	0.0
Muscat Hamburg *	0.0	0.0	0.0	0.0	0.0	0.0	15.5	0.0	0.0	12.6
Nebbiolo	22.4	9.0	8.0	7.2	0.0	28.1	28.0	95.8	0.0	13.9
Negrette *	0.0	0.0	0.0	0.0	0.0	0.0	10.7	0.8	0.0	0.0
Negroamaro	16.1	0.0	0.0	0.0	0.0	0.0	0.0	0.0	0.0	0.0
Nero D'Avola *	9.4	0.0	0.0	0.0	0.0	0.0	0.0	0.0	0.0	0.0
Perelli 101	0.0	0.0	0.0	0.0	0.0	0.0	0.0	5.6	0.0	0.0
Petit Verdot	89.6	142.6	289.1	509.3	12.4	48.3	161.8	935.1	187.7	49.4
Petite Sirah	1,336.7	1,140.2	892.7	1,175.6	779.8	1,205.4	713.3	3,664.1	308.0	351.0
Pfeffer Cabernet	0.0	0.0	0.0	0.0	0.0	0.0	4.4	0.0	0.0	0.0
Pinot Noir	4,719.7	87.2	23,061.5	5,919.0	1,022.4	478.8	16,379.0	5,603.1	47.0	21.3
Pinotage	14.9	0.0	3.5	0.0	0.0	0.0	0.0	0.0	0.0	10.0
Refosco *	0.0	0.0	0.6	0.0	0.0	2.6	3.0	46.0	1.1	0.0
Royalty	0.0	0.0	0.0	0.0	0.0	0.0	0.0	0.0	0.0	0.0
Rubired *	0.0	0.0	0.0	0.0	0.0	0.0	0.0	0.0	0.0	0.0
Ruby Cabernet	0.0	0.0	0.0	0.0	0.0	0.0	0.0	0.0	0.0	0.0
Sagrantino	0.0	0.0	0.0	0.5	0.0	0.0	0.0	0.0	0.0	0.0
Salvador	0.0	0.0	0.0	0.0	0.0	0.0	0.0	0.0	0.0	0.0
Sangiovese *	228.1	0.0	642.8	507.7	1.0	50.7	829.2	407.7	2.2	184.7
Segalin	0.0	0.0	0.0	0.0	0.0	0.0	0.0	0.0	0.0	0.0
Souzao	0.0	1.1	0.0	0.0	0.0	0.0	20.9	12.2	0.0	9.0
Syrah *	1,905.6	1,044.8	4,588.4	1,620.6	209.6	576.3	5,483.9	10,487.1	326.9	1,084.4
Tannat	0.0	0.0	12.5	1.2	0.0	0.0	6.8	4.9	1.8	0.0
Tempranillo *	0.0	48.2	1.8	33.1	0.0	52.6	37.7	217.0	87.3	74.1
Teroldego	0.0	0.0	13.4	0.0	0.0	112.0	8.2	0.0	0.0	13.4
Tinta Barroca	0.0	0.0	0.0	0.0	0.0	0.0	0.0	0.0	0.0	0.5
Tinta Cao	0.0	11.5	2.0	3.9	0.0	0.0	4.1	9.5	0.0	21.9
Tinta Madeira	0.0	2.4	0.0	0.0	0.0	0.0	1.3	2.2	0.0	0.0
Touriga Francesca	0.0	0.0	0.0	0.0	0.0	0.0	0.0	0.0	0.0	0.0
Touriga Nacional *	9.6	2.0	0.0	0.0	0.0	3.3	2.0	25.4	0.0	17.7
Trousseau *	1.8	0.0	0.0	0.0	0.0	0.0	4.2	0.1	0.0	2.1
Zinfandel *	5,547.5	2,143.0	11,850.1	2,872.0	614.8	1,756.7	1,176.7	8,890.1	10,255.7	6,265.5
Other Red 1/	27.7	0.0	131.2	7.7	0.0	3.5	6.3	1.5	0.4	19.9
Total Red	27,329.5	14,288.3	82,424.1	58,379.4	5,956.3	9,371.9	64,596.7	81,827.1	16,425.7	11,286.3
TOTAL WINE	50,331.1	23,522.2	137,027.6	80,662.7	12,399.6	13,746.1	132,101.5	110,010.3	27,946.6	12,770.2
TOTAL ALL VARIETIES	50,331.1	23,522.2	137,030.1	80,662.7	12,399.6	13,746.1	132,101.5	110,010.3	27,946.6	12,770.2

TABLE 4: TONS OF GRAPES PURCHASED FOR WINE, CONCENTRATE, JUICE, VINEGAR, AND BEVERAGE BRANDY BY CALIFORNIA PROCESSORS FROM THE 2006 CROP BY TYPE, VARIETY, AND REPORTING DISTRICT WHERE GROWN, WITH COMPARISONS

Type and Variety	11	12	13	14	15	16	17	2006 State Total	2005 State Total
Tons									
WINE GRAPES (WHITE):									
(Cont'd.)									
Viognier	3,961.8	1,524.5	1,279.2	0.0	0.0	77.3	570.8	10,045.4	11,119.5
White Riesling *	51.0	723.1	84.5	0.0	0.0	132.3	432.9	7,405.0	8,793.7
Other White 1/	11.2	0.0	794.0	40.7	0.0	0.0	3.3	954.5	1,136.9
Total White	169,096.6	84,781.1	371,250.8	118,597.4	27.6	621.3	67,627.1	1,040,634.5	1,218,466.4
WINE GRAPES (RED):									
Aglianico	0.0	47.0	0.0	0.0	0.0	2.3	0.0	70.2	81.4
Aleatico	0.0	0.0	0.9	0.0	0.0	0.4	0.0	40.5	31.6
Alicante Bouschet *	1,322.5	0.0	2,929.8	215.6	4.5	4.8	48.4	4,692.9	3,826.4
Alvarelhao	18.8	0.0	0.0	0.0	0.0	0.0	0.0	32.1	31.7
Arinarnoa	0.0	0.0	335.3	0.0	0.0	0.0	0.0	335.3	0.0
Barbera	1,406.4	1,452.7	64,892.2	918.2	0.0	1.8	0.0	70,025.0	76,598.1
Cabernet Franc	4,536.3	1.8	17.7	207.3	0.0	27.8	3.3	9,791.0	14,141.1
Cabernet Sauvignon	105,513.2	27,449.4	42,796.1	14,812.2	0.5	268.6	1,861.6	311,282.9	405,734.0
Carignane	2,222.6	872.9	13,104.1	1,512.8	0.0	14.2	0.0	19,957.8	22,023.6
Carmenere	0.0	0.0	267.7	0.0	0.0	0.0	0.0	279.3	3.4
Carmine	0.0	0.0	0.0	0.0	0.0	0.0	0.0	15.5	12.2
Carmelian	0.0	0.0	7,219.0	1,236.9	0.0	0.0	0.0	8,455.9	11,078.0
Centurian	0.0	0.0	1,200.7	0.0	0.0	0.0	0.0	1,200.7	1,792.7
Charbono	7.2	0.0	27.4	0.0	0.0	0.0	0.0	269.2	185.6
Cinsaut *	218.5	0.0	83.6	0.0	0.0	28.3	0.0	445.4	549.0
Counoise	0.0	6.0	0.0	0.0	0.0	0.0	0.0	45.7	89.7
Dolcetto	30.2	0.0	0.0	0.0	0.0	0.0	0.0	227.8	274.5
Dornfelder	0.0	463.8	0.0	0.0	0.0	0.0	0.0	463.8	443.1
Durif	0.0	0.0	0.0	0.0	0.0	0.0	0.0	5.3	0.0
Early Burgundy	10.9	0.0	0.0	0.0	0.0	0.0	0.0	21.5	15.8
Freisa	0.0	6.6	0.0	0.0	0.0	0.0	0.0	35.8	55.1
Gamay (Napa) *	3.8	0.0	1,063.1	0.0	0.0	0.0	199.6	2,260.5	3,221.0
Graciano	0.8	0.0	0.0	0.0	0.0	0.0	0.0	0.8	1.5
Grand Noir	0.0	0.0	0.0	0.0	0.0	0.0	0.0	0.0	2.1
Grenache *	269.9	5,898.7	61,989.1	4,456.7	12.5	22.7	180.7	76,073.0	71,419.4
Grignolino	0.0	0.0	0.0	0.0	0.0	0.0	0.0	1.5	1.5
Lagrein	0.0	0.0	0.0	0.0	0.0	0.0	0.0	79.5	186.4
Malbec	3,212.4	76.9	0.0	408.8	2.0	9.2	0.0	5,966.4	6,140.4
Marechal Foch *	0.0	0.0	0.0	0.0	0.0	0.0	0.0	0.0	0.1
Mataro *	145.1	195.7	0.6	0.0	7.0	4.7	0.0	1,643.8	1,693.5
Merlot	82,439.1	28,105.2	42,833.7	16,069.0	3.0	195.3	9,404.6	260,202.8	327,656.0
Meunier *	0.0	0.0	0.0	0.0	0.0	0.0	0.0	412.8	371.1
Mission	0.0	1.2	6,604.3	836.8	23.0	0.0	0.0	7,479.4	10,515.9
Montepulciano	2.8	8.6	0.0	16.7	0.0	0.9	0.0	56.7	148.8
Muscat Hamburg *	53.8	97.7	10.3	0.0	0.0	0.0	0.0	189.9	224.3
Nebbiolo	0.0	0.0	5.0	0.0	0.0	5.8	0.0	223.2	275.7
Negrette *	0.0	0.0	0.0	0.0	0.0	0.0	0.0	11.5	15.5
Negroamaro	0.0	3.1	0.0	0.0	0.0	0.0	0.0	19.2	18.9
Nero D'Avola *	0.0	57.5	0.0	0.0	0.0	0.0	0.0	66.9	33.4
Perelli 101	0.0	0.0	0.0	0.0	0.0	0.0	0.0	5.6	8.7
Petit Verdot	2,049.5	682.3	0.0	0.0	0.0	8.2	0.0	5,165.3	5,609.5
Petite Sirah	13,535.0	1,585.2	277.4	0.0	0.0	0.0	2,352.5	29,316.9	32,946.4
Pfeffer Cabernet	0.0	0.0	0.0	0.0	0.0	0.0	0.0	4.4	6.2
Pinot Noir	1,957.7	1,705.3	130.4	60.5	0.0	28.6	3,316.6	64,538.1	56,358.9
Pinotage	1.8	0.0	0.0	0.0	0.0	0.3	0.0	30.5	20.4
Refosco *	569.9	0.0	0.0	0.0	0.0	0.0	0.0	623.2	575.3
Royalty	0.0	0.0	1,196.8	594.2	0.0	2.6	0.0	1,793.6	1,736.9
Rubired *	807.7	4,959.7	108,399.2	38,168.0	0.0	0.0	0.0	152,334.6	164,669.4
Ruby Cabernet	404.9	3,395.7	48,901.6	19,591.0	0.0	0.0	0.0	72,293.2	76,835.9
Sagrantino	0.0	12.3	0.0	0.0	0.0	0.0	0.0	12.8	24.1
Salvador	0.0	0.0	0.0	2,077.7	0.0	0.0	0.0	2,077.7	2,156.5
Sangiovese *	2,871.2	2.0	1,695.8	249.6	0.0	35.9	17.6	7,726.2	11,433.3
Segalin	0.0	0.0	236.9	0.0	0.0	0.0	0.0	236.9	0.0
Souzao	114.5	0.0	7.7	0.0	0.0	0.0	0.0	165.4	182.3
Syrah *	16,364.6	5,821.4	26,172.3	5,465.3	0.0	104.3	1,326.7	82,582.2	100,865.1
Tannat	239.1	837.4	0.0	0.0	0.0	0.0	0.0	1,103.7	1,490.7
Tempranillo *	427.8	0.0	1,653.0	0.0	1.5	6.3	3.1	2,643.5	3,037.8
Teroldego	90.4	0.0	0.0	0.0	0.0	0.0	0.0	237.4	132.9
Tinta Barroca	0.0	0.0	0.0	0.0	0.0	0.0	0.0	0.5	0.0
Tinta Cao	14.6	0.0	3.3	0.0	0.0	0.0	0.0	70.8	48.8
Tinta Madeira	0.0	0.0	28.1	0.0	0.0	0.0	0.0	34.0	44.3
Touriga Francesca	19.4	0.0	0.0	0.0	0.0	0.0	0.0	19.4	11.5
Touriga Nacional *	332.1	28.1	11.1	0.0	0.0	0.0	0.0	431.3	323.2
Trousseau *	1.3	0.0	0.0	0.0	0.0	0.0	0.0	9.5	8.1
Zinfandel *	128,228.4	30,850.0	75,704.8	27,484.1	94.7	94.7	2,616.4	316,445.2	419,221.8
Other Red 1/	26.1	25.5	21,122.2	4,349.5	0.0	0.0	0.0	25,721.5	7,674.5
Total Red	369,470.3	114,649.7	530,921.2	138,730.9	148.7	867.7	21,331.1	1,548,004.9	1,844,315.0
TOTAL WINE	538,566.9	199,430.8	902,172.0	257,328.3	176.3	1,489.0	88,958.2	2,588,639.4	3,062,781.4
TOTAL ALL VARIETIES	540,210.3	199,948.1	1,094,274.5	289,638.7	179.3	1,489.0	88,958.2	2,815,218.5	3,474,284.0

* Synonyms for variety names are shown on Page 5.

1/ Other categories include minor and mixed varieties.

TABLE 6: WEIGHTED AVERAGE GROWER RETURNS PER TON DELIVERED BASIS PURCHASED FOR WINE, CONCENTRATE, JUICE, VINEGAR, AND BEVERAGE BRANDY BY CALIFORNIA PROCESSORS FROM THE 2006 CROP BY TYPE, VARIETY, AND REPORTING DISTRICT WHERE GROWN, WITH COMPARISONS

Type and Variety	1	2	3	4	5	6	7	8	9	10
	Dollars									
RAISIN GRAPES:										
Diamond Muscat	0.00	0.00	0.00	0.00	0.00	0.00	0.00	0.00	0.00	0.00
Dovine	0.00	0.00	0.00	0.00	0.00	0.00	0.00	0.00	0.00	0.00
Fiesta	0.00	0.00	0.00	0.00	0.00	0.00	0.00	0.00	0.00	0.00
Selma Pete	0.00	0.00	0.00	0.00	0.00	0.00	0.00	0.00	0.00	0.00
Sultana	0.00	0.00	0.00	0.00	0.00	0.00	0.00	0.00	0.00	0.00
Thompson Seedless	0.00	0.00	0.00	0.00	0.00	0.00	0.00	0.00	0.00	0.00
Other Raisin 1/	0.00	0.00	0.00	0.00	0.00	0.00	0.00	0.00	0.00	0.00
Total Raisin	0.00	0.00	0.00	0.00	0.00	0.00	0.00	0.00	0.00	0.00
TABLE GRAPES:										
Autumn Royal	0.00	0.00	0.00	0.00	0.00	0.00	0.00	0.00	0.00	0.00
Black Emerald	0.00	0.00	0.00	0.00	0.00	0.00	0.00	0.00	0.00	0.00
Black Monukka	0.00	0.00	0.00	0.00	0.00	0.00	0.00	0.00	0.00	0.00
Calmeria	0.00	0.00	0.00	0.00	0.00	0.00	0.00	0.00	0.00	0.00
Christmas Rose	0.00	0.00	0.00	0.00	0.00	0.00	0.00	0.00	0.00	0.00
Crimson Seedless *	0.00	0.00	0.00	0.00	0.00	0.00	0.00	0.00	0.00	0.00
Emerald Seedless *	0.00	0.00	0.00	0.00	0.00	0.00	0.00	0.00	0.00	0.00
Exotic	0.00	0.00	0.00	0.00	0.00	0.00	0.00	0.00	0.00	0.00
Flame Seedless *	0.00	0.00	0.00	0.00	0.00	0.00	0.00	0.00	0.00	0.00
Flame Tokay	0.00	0.00	0.00	0.00	0.00	0.00	0.00	0.00	0.00	0.00
Italia *	0.00	0.00	0.00	0.00	0.00	0.00	0.00	0.00	0.00	0.00
Malaga *	0.00	0.00	0.00	0.00	0.00	0.00	0.00	0.00	0.00	0.00
Marroo Seedless	0.00	0.00	0.00	0.00	0.00	0.00	0.00	0.00	0.00	0.00
Perlette	0.00	0.00	0.00	0.00	0.00	0.00	0.00	0.00	0.00	0.00
Princess *	0.00	0.00	0.00	0.00	0.00	0.00	0.00	0.00	0.00	0.00
Red Globe *	0.00	0.00	0.00	0.00	0.00	0.00	0.00	0.00	0.00	0.00
Ribier	0.00	0.00	0.00	0.00	0.00	0.00	0.00	0.00	0.00	0.00
Ruby Seedless *	0.00	0.00	0.00	0.00	0.00	0.00	0.00	0.00	0.00	0.00
Summer Muscat	0.00	0.00	0.00	0.00	0.00	0.00	0.00	0.00	0.00	0.00
Other Table 1/	0.00	0.00	1,100.00	0.00	0.00	0.00	0.00	0.00	0.00	0.00
Total Table	0.00	0.00	1,100.00	0.00	0.00	0.00	0.00	0.00	0.00	0.00
WINE GRAPES (WHITE):										
Arneis	1,103.85	0.00	1,604.74	0.00	0.00	0.00	1,507.98	0.00	0.00	0.00
Burger *	0.00	0.00	0.00	0.00	0.00	0.00	0.00	0.00	0.00	0.00
Chardonnay *	1,071.72	1,269.70	1,725.98	2,182.98	786.06	885.88	1,001.10	1,210.36	491.91	964.46
Chasselas Dore	0.00	0.00	1,300.00	0.00	0.00	0.00	0.00	0.00	0.00	0.00
Chenin Blanc	590.72	0.00	565.96	511.65	370.68	0.00	401.51	667.89	347.14	174.00
Cortese	0.00	0.00	0.00	0.00	0.00	0.00	0.00	0.00	0.00	0.00
Emerald Riesling	0.00	0.00	0.00	0.00	0.00	0.00	0.00	0.00	0.00	0.00
Flora	0.00	0.00	0.00	1,968.07	0.00	0.00	0.00	0.00	0.00	0.00
French Colombard	777.86	0.00	550.70	0.00	163.83	0.00	0.00	0.00	216.17	0.00
Gewurztraminer	1,206.19	857.09	1,537.11	1,135.44	0.00	0.00	942.81	981.15	940.07	692.02
Gray Riesling *	0.00	0.00	1,164.72	0.00	0.00	0.00	0.00	0.00	0.00	0.00
Grenache Blanc	0.00	0.00	0.00	0.00	0.00	0.00	1,675.05	1,786.37	826.33	1,271.00
Malvasia Bianca *	0.00	0.00	1,616.75	909.00	505.00	400.00	1,149.48	1,200.00	0.00	1,300.00
Marsanne	1,174.19	0.00	2,030.52	2,777.36	0.00	705.91	867.07	1,626.25	1,331.00	1,446.48
Melon	0.00	0.00	1,926.47	0.00	0.00	0.00	0.00	0.00	0.00	0.00
Montonico	0.00	0.00	0.00	0.00	0.00	400.00	0.00	0.00	0.00	0.00
Moscato Gaillo *	0.00	0.00	0.00	0.00	0.00	0.00	0.00	0.00	850.00	900.00
Muscat Blanc *	1,438.96	1,101.56	2,025.60	1,697.07	1,150.00	1,200.00	978.21	1,048.99	900.00	1,145.77
Muscat Orange	955.81	0.00	0.00	0.00	0.00	0.00	1,565.07	1,139.59	900.00	1,022.41
Muscat of Alexandria	0.00	0.00	3,000.00	0.00	0.00	0.00	0.00	0.00	284.47	0.00
Palomino *	0.00	0.00	500.00	0.00	0.00	2,050.00	0.00	0.00	0.00	0.00
Pinot Blanc	1,098.02	1,100.00	1,641.50	1,624.69	0.00	1,300.00	767.14	1,493.73	0.00	0.00
Pinot Gris *	1,319.84	1,300.00	1,794.95	2,034.47	706.96	1,216.73	1,164.67	1,365.66	562.66	1,225.07
Ribolla Gialla *	0.00	0.00	0.00	2,250.00	0.00	0.00	0.00	0.00	0.00	0.00
Roussanne	1,356.18	0.00	2,020.55	6,500.00	1,300.00	1,650.00	1,784.84	2,029.10	1,655.20	1,341.89
Sauvignon Blanc	960.61	817.98	1,448.86	1,745.90	398.93	629.65	931.00	881.03	743.67	524.29
Sauvignon Musque	1,050.00	1,050.00	1,649.18	1,846.58	0.00	400.00	1,250.00	800.00	0.00	0.00
Sauvignon Vert *	0.00	0.00	2,000.00	1,500.00	0.00	0.00	0.00	0.00	0.00	0.00
Semillon	1,202.15	862.05	2,049.64	2,182.28	699.91	620.24	1,207.57	522.63	750.00	842.45
St.Emilion *	0.00	0.00	0.00	0.00	0.00	0.00	0.00	1,000.00	0.00	1,000.00
Symphony	0.00	0.00	0.00	0.00	0.00	0.00	0.00	0.00	350.00	400.00
Tocai Friulano	1,065.25	0.00	2,578.35	0.00	0.00	0.00	1,337.57	2,025.17	0.00	0.00
Torrontes	0.00	0.00	0.00	0.00	0.00	0.00	0.00	0.00	0.00	0.00
Triplet Blanc	0.00	0.00	0.00	0.00	0.00	0.00	0.00	0.00	0.00	0.00
Verdelho	0.00	0.00	0.00	0.00	0.00	0.00	0.00	900.00	0.00	647.46
Vernaccia	0.00	0.00	2,569.95	0.00	0.00	0.00	0.00	0.00	0.00	0.00

TABLE 6: WEIGHTED AVERAGE GROWER RETURNS PER TON DELIVERED BASIS PURCHASED FOR WINE, CONCENTRATE, JUICE, VINEGAR, AND BEVERAGE BRANDY BY CALIFORNIA PROCESSORS FROM THE 2006 CROP BY TYPE, VARIETY, AND REPORTING DISTRICT WHERE GROWN, WITH COMPARISONS

Type and Variety	11	12	13	14	15	16	17	2006 State Total	2005 State Total
	Dollars								
RAISIN GRAPES:									
Diamond Muscat	0.00	0.00	600.00	0.00	0.00	0.00	0.00	600.00	200.00
Dovine	0.00	0.00	158.53	0.00	0.00	0.00	0.00	158.53	177.19
Fiesta	0.00	0.00	150.68	0.00	0.00	0.00	0.00	150.68	178.84
Selma Pete	0.00	0.00	175.00	0.00	0.00	0.00	0.00	175.00	185.54
Sultana	0.00	0.00	0.00	0.00	0.00	0.00	0.00	0.00	180.00
Thompson Seedless	0.00	147.97	154.97	143.39	0.00	0.00	0.00	153.97	163.51
Other Raisin 1/	0.00	0.00	0.00	0.00	0.00	0.00	0.00	0.00	184.00
Total Raisin	0.00	147.97	154.69	143.39	0.00	0.00	0.00	153.79	164.25
TABLE GRAPES:									
Autumn Royal	0.00	0.00	0.00	131.25	0.00	0.00	0.00	131.25	135.20
Black Emerald	0.00	0.00	0.00	0.00	0.00	0.00	0.00	0.00	185.00
Black Monukka	0.00	0.00	0.00	0.00	0.00	0.00	0.00	0.00	200.45
Calmeria	0.00	0.00	0.00	125.62	0.00	0.00	0.00	125.62	116.35
Christmas Rose	0.00	0.00	0.00	131.25	0.00	0.00	0.00	131.25	0.00
Crimson Seedless *	0.00	0.00	0.00	137.49	0.00	0.00	0.00	137.49	138.45
Emerald Seedless *	0.00	0.00	0.00	132.50	0.00	0.00	0.00	132.50	141.05
Exotic	0.00	0.00	0.00	0.00	0.00	0.00	0.00	0.00	159.20
Flame Seedless *	0.00	0.00	138.36	143.54	0.00	0.00	0.00	142.79	177.48
Flame Tokay	152.04	0.00	0.00	0.00	0.00	0.00	0.00	152.04	153.15
Italia *	0.00	0.00	0.00	136.98	0.00	0.00	0.00	136.98	0.00
Malaga *	0.00	0.00	130.51	0.00	0.00	0.00	0.00	130.51	160.60
Marroo Seedless	0.00	0.00	126.50	0.00	0.00	0.00	0.00	126.50	175.23
Perlette	0.00	0.00	0.00	140.62	0.00	0.00	0.00	140.62	159.20
Princess *	0.00	0.00	0.00	135.62	0.00	0.00	0.00	135.62	182.40
Red Globe *	0.00	0.00	0.00	129.49	0.00	0.00	0.00	129.49	120.69
Ribier	0.00	0.00	0.00	124.37	0.00	0.00	0.00	124.37	0.00
Ruby Seedless *	0.00	0.00	141.22	143.75	0.00	0.00	0.00	141.81	157.07
Summer Muscat	0.00	0.00	600.00	0.00	0.00	0.00	0.00	600.00	0.00
Other Table 1/	0.00	0.00	0.00	131.20	300.00	0.00	0.00	132.14	75.09
Total Table	152.04	0.00	140.78	134.95	300.00	0.00	0.00	137.17	121.36
WINE GRAPES (WHITE):									
Arneis	0.00	0.00	0.00	0.00	0.00	0.00	0.00	1,524.63	1,933.10
Burger *	176.66	183.80	175.00	183.55	0.00	0.00	0.00	176.81	175.25
Chardonnay *	421.73	305.90	294.87	289.79	1,000.00	1,098.56	552.06	752.87	714.38
Chasselas Dore	0.00	0.00	0.00	0.00	0.00	0.00	0.00	1,300.00	1,300.00
Chenin Blanc	272.26	274.30	189.82	142.21	0.00	600.00	390.16	221.41	249.36
Cortese	0.00	0.00	0.00	0.00	0.00	0.00	0.00	0.00	1,000.00
Emerald Riesling	400.00	0.00	375.00	289.66	0.00	0.00	0.00	298.53	331.04
Flora	0.00	0.00	0.00	0.00	0.00	0.00	0.00	1,968.07	1,945.74
French Colombard	227.72	206.13	184.64	196.42	0.00	0.00	0.00	189.90	219.98
Gewurztraminer	461.64	450.00	650.00	0.00	0.00	850.00	567.08	952.78	858.75
Gray Riesling *	0.00	0.00	0.00	0.00	0.00	0.00	0.00	1,164.72	1,179.54
Grenache Blanc	0.00	0.00	0.00	0.00	0.00	0.00	1,000.00	1,664.82	1,358.24
Malvasia Bianca *	249.84	259.35	433.53	376.06	0.00	0.00	0.00	323.17	336.30
Marsanne	810.53	0.00	0.00	0.00	0.00	0.00	700.00	1,274.61	1,297.00
Melon	0.00	0.00	0.00	0.00	0.00	0.00	0.00	1,926.47	1,969.71
Montonico	0.00	0.00	0.00	0.00	0.00	0.00	0.00	400.00	400.00
Moscato Gaillo *	0.00	0.00	0.00	0.00	0.00	0.00	0.00	868.75	1,170.59
Muscat Blanc *	476.70	550.00	385.65	400.00	1,000.00	1,083.51	614.91	589.39	648.82
Muscat Orange	548.55	550.00	502.99	0.00	0.00	0.00	625.00	634.01	604.35
Muscat of Alexandria	0.00	0.00	265.60	265.69	0.00	500.00	0.00	265.75	277.30
Palomino *	300.00	0.00	166.00	0.00	300.00	0.00	0.00	174.56	221.77
Pinot Blanc	0.00	0.00	0.00	0.00	0.00	0.00	0.00	1,354.23	1,317.20
Pinot Gris *	510.95	382.44	306.92	391.55	0.00	1,288.76	611.77	600.50	567.60
Ribolla Gialla *	0.00	0.00	0.00	0.00	0.00	0.00	0.00	2,250.00	0.00
Roussanne	860.49	0.00	0.00	0.00	0.00	1,285.22	0.00	1,804.21	1,658.71
Sauvignon Blanc	433.86	297.73	311.56	336.00	1,000.00	1,206.78	478.46	721.81	705.44
Sauvignon Musque	0.00	0.00	0.00	0.00	0.00	0.00	0.00	1,538.68	1,513.64
Sauvignon Vert *	0.00	0.00	0.00	0.00	0.00	0.00	0.00	1,580.00	1,800.00
Semillon	331.07	296.27	259.35	0.00	1,000.00	1,187.53	361.23	546.46	556.43
St.Emilion *	0.00	0.00	175.00	0.00	0.00	0.00	0.00	357.63	713.04
Symphony	368.80	400.00	321.60	322.38	0.00	0.00	372.20	338.30	345.07
Tocai Friulano	0.00	0.00	0.00	0.00	0.00	0.00	0.00	1,543.41	595.71
Torrontes	1,100.00	0.00	0.00	0.00	0.00	0.00	0.00	1,100.00	0.00
Triplet Blanc	0.00	0.00	175.00	0.00	0.00	0.00	0.00	175.00	200.00
Verdelho	985.08	0.00	0.00	0.00	0.00	0.00	903.92	923.23	996.45
Vernaccia	0.00	0.00	0.00	0.00	0.00	0.00	0.00	2,569.95	1,810.93

TABLE 6: WEIGHTED AVERAGE GROWER RETURNS PER TON DELIVERED BASIS PURCHASED FOR WINE, CONCENTRATE, JUICE, VINEGAR, AND BEVERAGE BRANDY BY CALIFORNIA PROCESSORS FROM THE 2006 CROP BY TYPE, VARIETY, AND REPORTING DISTRICT WHERE GROWN, WITH COMPARISONS

Type and Variety	1	2	3	4	5	6	7	8	9	10
	Dollars									
WINE GRAPES (WHITE):										
(Cont'd.)										
Viognier	1,080.69	1,299.65	2,206.26	2,261.01	672.32	850.98	1,945.90	1,627.15	688.62	1,350.09
White Riesling *	1,633.07	1,270.63	2,353.06	2,494.80	933.89	1,206.78	1,072.82	979.18	1,200.00	931.69
Other White 1/	1,500.00	900.00	1,390.05	2,288.64	1,765.41	1,035.21	1,754.95	1,900.00	0.00	1,400.00
Total White	1,063.25	908.21	1,679.42	2,045.10	668.00	853.26	1,012.44	1,144.61	473.72	882.61
WINE GRAPES (RED):										
Aglianico	0.00	0.00	2,000.00	3,000.00	0.00	0.00	0.00	2,200.00	0.00	1,200.00
Aleatico	0.00	0.00	2,029.89	0.00	0.00	0.00	0.00	0.00	0.00	0.00
Alicante Bouschet *	0.00	0.00	3,179.81	0.00	0.00	745.66	0.00	2,500.00	0.00	1,120.63
Alvarelhao	0.00	0.00	0.00	0.00	0.00	0.00	0.00	1,205.17	0.00	1,562.26
Arinarnoa	0.00	0.00	0.00	0.00	0.00	0.00	0.00	0.00	0.00	0.00
Barbera	1,434.45	1,394.65	2,837.93	2,150.96	1,959.51	555.68	1,116.79	1,154.92	1,700.00	1,134.86
Cabernet Franc	1,476.37	1,929.23	2,395.21	4,367.17	1,001.76	1,592.64	836.76	1,070.43	750.00	1,080.47
Cabernet Sauvignon	1,291.28	1,565.19	2,265.69	4,126.26	578.59	852.09	1,008.76	892.90	287.58	1,065.13
Carignane	741.91	0.00	1,804.52	2,232.75	600.00	1,073.87	700.00	1,052.63	0.00	1,297.88
Carmenere	1,300.00	1,200.00	1,700.00	4,000.00	0.00	0.00	0.00	0.00	0.00	0.00
Carmine	0.00	0.00	2,500.00	0.00	0.00	0.00	0.00	0.00	600.00	0.00
Carnelian	0.00	0.00	0.00	0.00	0.00	0.00	0.00	0.00	0.00	0.00
Centurian	0.00	0.00	0.00	0.00	0.00	0.00	0.00	0.00	0.00	0.00
Charbono	1,075.40	0.00	1,500.00	2,391.55	0.00	0.00	1,110.41	0.00	0.00	1,207.73
Cinsaut *	2,000.00	0.00	1,893.88	0.00	0.00	416.58	2,217.91	1,298.17	933.00	986.27
Counoise	0.00	1,650.00	1,758.00	0.00	0.00	0.00	0.00	1,197.55	1,035.00	1,600.00
Dolcetto	1,111.26	0.00	3,169.38	1,110.78	0.00	2,110.00	2,044.63	1,159.12	0.00	1,490.48
Dornfelder	0.00	0.00	0.00	0.00	0.00	0.00	0.00	0.00	0.00	0.00
Durif	1,400.00	0.00	0.00	0.00	0.00	1,500.00	0.00	0.00	0.00	0.00
Early Burgundy	0.00	0.00	1,200.00	2,048.00	0.00	0.00	0.00	0.00	0.00	0.00
Freisa	0.00	0.00	2,508.00	0.00	0.00	0.00	1,707.01	1,200.00	0.00	0.00
Gamay (Napa) *	858.73	0.00	951.83	1,315.42	539.66	0.00	628.70	855.59	1,000.00	1,506.19
Graciano	0.00	0.00	0.00	0.00	0.00	0.00	0.00	0.00	0.00	0.00
Grand Noir	0.00	0.00	0.00	0.00	0.00	0.00	0.00	0.00	0.00	0.00
Grenache *	1,682.91	1,570.65	2,712.14	2,677.52	1,250.00	924.21	1,213.27	1,453.43	240.78	1,345.63
Grignolino	0.00	0.00	0.00	0.00	0.00	0.00	0.00	1,500.00	0.00	0.00
Lagrein	0.00	0.00	0.00	0.00	0.00	0.00	1,725.00	1,569.50	750.00	0.00
Malbec	1,239.48	1,622.21	2,483.61	3,932.61	1,200.00	1,677.05	891.64	1,087.20	993.06	1,406.56
Marechal Foch *	0.00	0.00	0.00	0.00	0.00	0.00	0.00	0.00	0.00	0.00
Mataro *	1,793.33	1,507.38	2,421.89	3,463.24	0.00	1,630.68	1,830.68	1,358.08	1,066.15	1,339.92
Merlot	1,174.06	1,265.31	1,529.52	2,690.91	883.94	789.81	992.73	906.28	416.37	956.66
Meunier *	1,400.00	0.00	2,166.97	1,687.86	0.00	0.00	0.00	0.00	0.00	0.00
Mission	0.00	0.00	0.00	0.00	0.00	0.00	0.00	500.00	0.00	1,055.22
Montepulciano	1,495.05	0.00	2,123.91	2,081.89	0.00	0.00	0.00	0.00	1,300.00	0.00
Muscat Hamburg *	0.00	0.00	0.00	0.00	0.00	0.00	800.00	0.00	0.00	1,128.97
Nebbiolo	1,500.00	1,822.22	9,013.75	2,175.00	0.00	588.08	3,016.98	1,868.94	0.00	1,121.32
Negrette *	0.00	0.00	0.00	0.00	0.00	0.00	1,334.58	750.00	0.00	0.00
Negroamaro	1,477.64	0.00	0.00	0.00	0.00	0.00	0.00	0.00	0.00	0.00
Nero D'Avola *	1,500.00	0.00	0.00	0.00	0.00	0.00	0.00	0.00	0.00	0.00
Perelli 101	0.00	0.00	0.00	0.00	0.00	0.00	0.00	1,500.00	0.00	0.00
Petit Verdot	1,568.04	1,490.63	2,677.21	5,092.09	2,000.00	672.05	1,148.61	1,170.91	294.73	1,248.40
Petite Sirah	1,484.05	1,398.26	2,371.27	3,196.52	856.89	1,166.59	1,133.09	1,254.31	620.02	1,382.19
Pfeffer Cabernet	0.00	0.00	0.00	0.00	0.00	0.00	1,772.73	0.00	0.00	0.00
Pinot Noir	2,080.97	1,885.32	2,507.31	2,276.29	1,220.18	2,132.87	1,660.67	2,670.42	1,470.31	1,149.47
Pinotage	1,683.88	0.00	2,341.89	0.00	0.00	0.00	0.00	0.00	0.00	1,190.00
Refosco *	0.00	0.00	1,000.00	0.00	0.00	2,700.00	900.00	1,408.87	850.00	0.00
Royalty	0.00	0.00	0.00	0.00	0.00	0.00	0.00	0.00	0.00	0.00
Rubired *	0.00	0.00	0.00	0.00	0.00	0.00	0.00	0.00	0.00	0.00
Ruby Cabernet	0.00	0.00	0.00	0.00	0.00	0.00	0.00	0.00	0.00	0.00
Sagrantino	0.00	0.00	0.00	2,347.00	0.00	0.00	0.00	0.00	0.00	0.00
Salvador	0.00	0.00	0.00	0.00	0.00	0.00	0.00	0.00	0.00	0.00
Sangiovese *	1,653.38	0.00	1,924.10	2,216.94	1,000.00	1,394.48	1,148.27	1,280.29	1,450.00	1,286.95
Segalin	0.00	0.00	0.00	0.00	0.00	0.00	0.00	0.00	0.00	0.00
Souzao	0.00	800.00	0.00	0.00	0.00	0.00	1,789.47	1,254.81	0.00	1,034.40
Syrah *	1,349.91	1,323.48	2,231.25	2,850.63	989.27	995.96	970.38	1,214.17	789.63	1,217.41
Tannat	0.00	0.00	1,863.69	4,500.00	0.00	0.00	1,000.00	1,750.00	750.00	0.00
Tempranillo *	0.00	1,803.22	1,600.00	3,330.38	0.00	1,216.73	1,161.27	1,224.99	955.81	1,367.34
Teroldego	0.00	0.00	2,328.00	0.00	0.00	1,275.42	800.00	0.00	0.00	1,096.00
Tinta Barroca	0.00	0.00	0.00	0.00	0.00	0.00	0.00	0.00	0.00	1,100.00
Tinta Cao	0.00	881.74	4,435.15	500.00	0.00	0.00	956.10	1,266.15	0.00	1,209.68
Tinta Madeira	0.00	800.00	0.00	0.00	0.00	0.00	800.00	1,303.91	0.00	0.00
Touriga Francesca	0.00	0.00	0.00	0.00	0.00	0.00	0.00	0.00	0.00	0.00
Touriga Nacional *	800.00	800.00	0.00	0.00	0.00	1,032.84	890.00	1,234.25	0.00	1,341.31
Trousseau *	1,500.00	0.00	0.00	0.00	0.00	0.00	1,471.43	750.00	0.00	1,542.86
Zinfandel *	1,221.59	1,069.60	2,309.13	2,232.89	462.03	1,208.33	493.00	910.42	307.17	1,074.94
Other Red 1/	1,691.22	0.00	2,694.68	2,625.97	0.00	1,200.00	1,923.81	200.00	1,000.00	1,221.11
Total Red	1,382.34	1,448.56	2,197.01	3,423.49	838.79	1,088.31	1,159.85	1,098.85	336.84	1,109.45
TOTAL WINE	1,236.51	1,236.44	1,990.76	3,042.71	750.04	1,013.51	1,084.52	1,110.57	393.27	1,083.09
TOTAL ALL VARIETIES	1,236.51	1,236.44	1,990.74	3,042.71	750.04	1,013.51	1,084.52	1,110.57	393.27	1,083.09

TABLE 6: WEIGHTED AVERAGE GROWER RETURNS PER TON DELIVERED BASIS PURCHASED FOR WINE, CONCENTRATE, JUICE, VINEGAR, AND BEVERAGE BRANDY BY CALIFORNIA PROCESSORS FROM THE 2006 CROP BY TYPE, VARIETY, AND REPORTING DISTRICT WHERE GROWN, WITH COMPARISONS

Type and Variety	11	12	13	14	15	16	17	2006 State Total	2005 State Total
	Dollars								
WINE GRAPES (WHITE):									
(Cont'd.)									
Viognier	622.96	414.59	505.75	0.00	0.00	1,170.39	653.50	840.80	767.55
White Riesling *	488.38	400.00	345.71	0.00	0.00	939.35	659.51	1,014.29	965.28
Other White 1/	603.57	0.00	121.23	104.34	0.00	0.00	600.00	301.20	303.26
Total White	419.53	293.09	208.85	240.67	695.65	1,074.51	531.42	503.56	506.90
WINE GRAPES (RED):									
Aglianico	0.00	1,439.41	0.00	0.00	0.00	995.00	0.00	1,568.96	1,274.49
Aleatico	0.00	0.00	350.00	0.00	0.00	1,973.45	0.00	1,992.00	1,973.45
Alicante Bouschet *	375.39	0.00	229.88	150.57	1,000.00	1,600.00	1,000.00	333.62	344.53
Alvarelhao	1,075.27	0.00	0.00	0.00	0.00	0.00	0.00	1,180.26	1,064.41
Arinarnoa	0.00	0.00	250.00	0.00	0.00	0.00	0.00	250.00	0.00
Barbera	443.83	371.22	217.84	151.48	0.00	1,200.00	0.00	246.76	256.71
Cabernet Franc	301.87	850.00	190.00	321.00	0.00	1,083.26	951.52	1,272.30	1,180.40
Cabernet Sauvignon	344.79	236.02	261.25	169.67	1,000.00	1,147.94	538.90	954.52	937.23
Carignane	407.39	243.65	197.87	224.86	0.00	500.00	0.00	312.75	328.89
Carmenere	0.00	0.00	250.00	0.00	0.00	0.00	0.00	308.86	1,164.27
Carmine	0.00	0.00	0.00	0.00	0.00	0.00	0.00	832.90	600.00
Carnelian	0.00	0.00	183.30	200.00	0.00	0.00	0.00	185.74	227.37
Centurian	0.00	0.00	250.00	0.00	0.00	0.00	0.00	250.00	213.07
Charbono	656.50	0.00	650.00	0.00	0.00	0.00	0.00	1,652.12	1,738.28
Cinsaut *	607.74	0.00	110.00	0.00	0.00	1,250.00	0.00	698.08	556.60
Counoise	0.00	1,129.31	0.00	0.00	0.00	0.00	0.00	1,263.75	1,375.84
Dolcetto	853.15	0.00	0.00	0.00	0.00	0.00	0.00	1,742.81	1,610.55
Dornfelder	0.00	300.00	0.00	0.00	0.00	0.00	0.00	300.00	300.00
Durif	0.00	0.00	0.00	0.00	0.00	0.00	0.00	1,430.19	0.00
Early Burgundy	650.00	0.00	0.00	0.00	0.00	0.00	0.00	1,118.37	1,327.85
Freisa	0.00	1,040.15	0.00	0.00	0.00	0.00	0.00	1,649.66	2,504.40
Gamay (Napa) *	650.00	0.00	225.21	0.00	0.00	0.00	400.00	467.40	469.64
Graciano	1,000.00	0.00	0.00	0.00	0.00	0.00	0.00	1,000.00	800.00
Grand Noir	0.00	0.00	0.00	0.00	0.00	0.00	0.00	0.00	1,300.00
Grenache *	670.06	275.07	182.78	218.58	760.00	1,151.73	817.32	231.84	250.99
Grignolino	0.00	0.00	0.00	0.00	0.00	0.00	0.00	1,500.00	1,000.00
Lagrein	0.00	0.00	0.00	0.00	0.00	0.00	0.00	1,557.66	831.05
Malbec	371.46	513.09	0.00	300.00	1,000.00	1,143.75	0.00	983.99	793.80
Marechal Foch *	0.00	0.00	0.00	0.00	0.00	0.00	0.00	0.00	2,000.00
Mataro *	603.07	568.76	350.00	0.00	600.00	1,261.70	0.00	1,344.39	1,344.20
Merlot	414.64	274.73	228.73	256.15	1,000.00	1,004.00	548.39	664.07	729.28
Meunier *	0.00	0.00	0.00	0.00	0.00	0.00	0.00	2,057.24	1,930.13
Mission	0.00	225.00	178.40	175.00	300.00	0.00	0.00	180.00	179.55
Montepulciano	300.00	1,064.34	0.00	321.00	0.00	1,100.00	0.00	1,085.88	1,089.32
Muscat Hamburg *	808.74	700.00	733.98	0.00	0.00	0.00	0.00	769.27	718.62
Nebbiolo	0.00	0.00	900.00	0.00	0.00	1,600.00	0.00	2,003.50	1,933.99
Negrette *	0.00	0.00	0.00	0.00	0.00	0.00	0.00	1,293.91	1,522.46
Negroamaro	0.00	2,170.61	0.00	0.00	0.00	0.00	0.00	1,589.53	1,455.56
Nero D'Avola *	0.00	810.09	0.00	0.00	0.00	0.00	0.00	907.03	950.00
Perelli 101	0.00	0.00	0.00	0.00	0.00	0.00	0.00	1,500.00	1,200.00
Petit Verdot	391.23	259.21	0.00	0.00	0.00	1,156.71	0.00	1,193.28	1,187.20
Petite Sirah	580.04	314.86	197.18	0.00	0.00	0.00	955.81	963.97	901.20
Pfeffer Cabernet	0.00	0.00	0.00	0.00	0.00	0.00	0.00	1,772.73	690.32
Pinot Noir	793.42	550.05	862.88	321.00	0.00	977.88	729.47	2,027.91	1,751.26
Pinotage	1,000.00	0.00	0.00	0.00	0.00	1,100.00	0.00	1,551.36	1,487.10
Refosco *	175.00	0.00	0.00	0.00	0.00	0.00	0.00	282.09	362.37
Royalty	0.00	0.00	209.71	198.77	0.00	600.00	0.00	206.65	207.44
Rubired *	208.73	193.67	204.47	206.28	0.00	0.00	0.00	204.59	220.79
Ruby Cabernet	350.00	250.72	235.41	233.74	0.00	0.00	0.00	236.32	255.99
Sagrantino	0.00	2,266.07	0.00	0.00	0.00	0.00	0.00	2,269.23	1,193.98
Salvador	0.00	0.00	0.00	174.56	0.00	0.00	0.00	174.56	225.00
Sangiovese *	381.27	1,000.00	185.25	321.00	0.00	1,487.97	350.00	786.51	586.53
Segalin	0.00	0.00	250.00	0.00	0.00	0.00	0.00	250.00	0.00
Souzao	518.69	0.00	758.44	0.00	0.00	0.00	0.00	774.66	778.98
Syrah *	419.72	287.05	214.19	316.43	0.00	1,183.35	652.81	679.22	670.28
Tannat	650.73	290.76	0.00	0.00	0.00	0.00	0.00	402.73	413.28
Tempranillo *	595.63	0.00	277.82	0.00	1,000.00	1,288.89	1,000.00	561.82	527.55
Teroldego	500.00	0.00	0.00	0.00	0.00	0.00	0.00	1,013.01	1,533.85
Tinta Barroca	0.00	0.00	0.00	0.00	0.00	0.00	0.00	1,100.00	0.00
Tinta Cao	1,036.64	0.00	715.15	0.00	0.00	0.00	0.00	1,142.60	1,217.10
Tinta Madeira	0.00	0.00	389.93	0.00	0.00	0.00	0.00	493.69	701.68
Touriga Francesca	1,055.93	0.00	0.00	0.00	0.00	0.00	0.00	1,055.93	903.21
Touriga Nacional *	552.31	2,076.25	800.00	0.00	0.00	0.00	0.00	742.42	769.30
Trousseau *	300.00	0.00	0.00	0.00	0.00	0.00	0.00	1,324.74	1,114.57
Zinfandel *	461.75	328.71	249.98	288.91	1,182.58	1,265.34	389.48	509.65	473.20
Other Red 1/	503.07	897.68	119.46	118.52	0.00	0.00	0.00	137.50	224.20
Total Red	417.34	284.96	216.52	230.10	969.00	1,137.40	609.53	636.55	633.60
TOTAL WINE	418.03	288.42	213.36	234.97	926.21	1,111.16	550.15	583.09	583.20
TOTAL ALL VARIETIES	417.22	288.05	203.03	224.28	915.73	1,111.16	550.15	548.42	533.04

* Synonyms for variety names are shown on Page 5.

1/ Other categories include minor and mixed varieties.

**TABLE 7: TONS OF GRAPES PURCHASED BY CALIFORNIA WINERIES AS DISTILLING MATERIAL
OTHER THAN BEVERAGE BRANDY FROM THE 2006 CROP BY TYPE AND VARIETY, WITH COMPARISONS**

Type and Variety	Distilling Material Purchased		Average Degrees Brix Distilling		Average Price Per Ton	
	2006	2005	2006	2005	2006	2005
	Tons		Degrees Brix		Dollars	
TABLE GRAPES:						
Other Table 1/	0.0	671.6	0.0	19.3	0.00	68.72
Total Table	0.0	671.6	0.0	19.3	0.00	68.72
WINE GRAPES (WHITE):						
Chardonnay *	210.5	41.2	25.3	23.1	113.85	80.79
French Colombard	22.2	0.0	20.7	0.0	93.15	0.00
Muscat of Alexandria	23.8	0.0	21.2	0.0	95.40	0.00
Total White	256.5	41.2	24.5	23.1	110.35	80.79
WINE GRAPES (RED):						
Barbera	732.4	0.0	21.0	0.0	94.50	0.00
Cabernet Sauvignon	92.8	0.0	24.5	0.0	110.25	0.00
Zinfandel *	14.0	91.7	22.8	19.3	125.40	67.66
Total Red	839.2	91.7	21.4	19.3	96.76	67.66
TOTAL WINE	1,095.7	132.9	22.1	20.5	99.94	71.73
TOTAL ALL VARIETIES	1,095.7	804.5	22.1	19.5	99.94	69.22

* Synonyms for variety names are shown on Page 5.

1/ Other categories include minor and mixed varieties.

TABLE 8: BASE PRICE PAID TO GROWERS FOR GRAPES CRUSHED AND DELIVERED TO CALIFORNIA PROCESSORS FROM THE 2006 CROP WITH BRIX FACTORS AND PURCHASED TONNAGE, BY TYPE, VARIETY, REPORTING DISTRICT WHERE GROWN, AND WEIGHTED AVERAGE BASE PRICE.

District, Type, and Variety	Base Price Per Ton	Brix Factors	Tons	District, Type, and Variety	Base Price Per Ton	Brix Factors	Tons
	Dollars	Code a/			Dollars	Code a/	
DISTRICT 01							
WINE GRAPES (WHITE)							
Arneis	1,000.00	000100	12.3		1,318.83	000100	40.6
	1,400.00	000100	0.3		1,324.00	000100	88.9
	1,500.00	000100	3.0		1,324.00	041700	145.1
					1,333.11	013600	130.2
					1,400.00	001700	29.9
					1,400.00	007900	59.6
					1,500.00	000100	29.0
					1,500.00	001700	46.2
					1,528.75	020800	50.2
Wtd. Avg. Base & Total Tons	1,103.85		15.6		1,550.00	017200	43.3
					1,591.00	001700	30.1
Chardonnay *	295.70	011300	3.7		1,592.34	017000	102.4
	400.00	000100	161.0		1,592.54	000100	109.7
	500.00	000100	447.3		1,700.00	000100	42.4
	600.00	000100	149.5		1,700.00	021800	6.4
	600.00	015800	111.4		1,750.00	017200	421.5
	600.00	017800	34.6		1,800.00	000100	49.7
	628.09	014000	306.9		1,800.00	001700	93.9
	700.00	000100	261.9		1,900.00	000100	11.8
	750.00	000100	906.4		1,900.00	021200	22.0
	800.00	000100	105.8		2,000.00	000100	5.7
	800.00	014000	79.5		2,100.00	000100	7.7
	800.00	017000	71.6		2,150.00	000100	12.6
	800.00	017400	2.0		2,155.70	000100	30.9
	800.00	020800	173.5		2,221.18	000100	200.4
	800.00	022500	92.0		2,250.00	017200	0.4
	800.00	026500	226.5		2,350.00	017200	7.5
	810.00	023750	34.2		2,500.00	000100	5.1
	822.12	000100	489.0		2,500.00	000100	79.6
	850.00	000100	647.8		2,650.00	000100	7.3
	900.00	000100	926.2		2,695.00	000100	5.0
	900.00	014000	30.2		2,777.00	000100	8.4
	900.00	017000	48.6		2,800.00	000100	6.6
	900.00	019100	50.3		3,000.00	000100	9.1
	900.00	019200	95.8		3,954.00	027000	12.0
	900.00	020800	19.0		4,000.00	000100	
	900.00	024500	95.7				
	925.00	000100	221.2	Wtd. Avg. Base & Total Tons	1,075.48		16,601.6
	950.00	014000	3.0				
	950.00	024500	140.4	Chenin Blanc	445.00	011200	20.2
	951.10	000100	167.6		450.00	011100	196.4
	975.00	017000	500.1		600.00	017000	124.3
	975.00	019100	135.1		650.00	014000	16.1
	1,000.00	000100	53.1		700.00	000100	20.0
	1,000.00	000200	5.4		725.00	008000	7.9
	1,000.00	017200	10.6		800.00	000100	11.2
	1,000.00	017400	3.5		808.00	000100	2.9
	1,000.00	020800	488.1		874.00	000100	35.0
	1,000.00	021000	28.0		950.00	001700	12.5
	1,000.00	024500	131.8		1,000.00	000100	10.3
	1,025.00	000100	332.3		1,414.00	000100	4.3
	1,050.00	000100	532.0	Wtd. Avg. Base & Total Tons	590.52		461.1
	1,073.87	000100	145.8				
	1,073.87	007800	50.0	French Colombard	350.00	014000	12.5
	1,073.87	017200	272.2		700.00	000100	25.9
	1,073.87	058630	22.6		700.00	017000	9.2
	1,075.00	017200	256.9		748.82	013600	32.2
	1,077.26	000100	153.3		750.00	013600	41.6
	1,077.26	020800	623.5		800.00	000100	64.6
	1,093.33	043900	201.2		950.00	000100	50.8
	1,100.00	000100	124.2	Wtd. Avg. Base & Total Tons	777.86		236.8
	1,100.00	007900	94.0				
	1,100.00	017200	207.4	Gewurztraminer	800.00	013100	47.9
	1,158.05	017000	36.1		850.00	013200	188.8
	1,170.00	000100	29.2		900.00	014000	22.4
	1,181.25	017000	161.7		900.00	015800	11.4
	1,184.99	017000	101.5		1,000.00	001700	19.1
	1,200.00	000100	556.4		1,000.00	015800	25.6
	1,200.00	017000	19.4		1,000.00	024800	5.9
	1,200.00	017200	184.5		1,025.00	017800	40.1
	1,200.00	021200	20.7		1,050.00	015800	309.3
	1,211.91	017000	43.2		1,053.00	000100	86.1
	1,211.92	017000	485.6		1,100.00	001700	3.8
	1,219.19	017100	162.0		1,115.00	000100	38.0
	1,223.00	020800	48.5		1,200.00	000100	13.2
	1,230.01	000100	249.8		1,300.00	000100	23.9
	1,239.68	020800	1,201.6		1,350.00	000100	5.8
	1,242.12	020800	484.1		1,500.00	000100	3.5
	1,250.00	021200	12.6		1,500.00	017200	3.9
	1,275.00	000100	88.9				
	1,300.00	020800	290.9				

TABLE 8: BASE PRICE PAID TO GROWERS FOR GRAPES CRUSHED AND DELIVERED TO CALIFORNIA PROCESSORS FROM THE 2006 CROP WITH BRIX FACTORS AND PURCHASED TONNAGE, BY TYPE, VARIETY, REPORTING DISTRICT WHERE GROWN, AND WEIGHTED AVERAGE BASE PRICE.

District, Type, and Variety	Base Price Per Ton	Brix Factors	Tons
	Dollars	Code a/	

District, Type, and Variety	Base Price Per Ton	Brix Factors	Tons
	Dollars	Code a/	

DISTRICT 01 (Cont'd.)

Gewurztraminer (Cont'd.)	1,525.00	001700	26.2
	1,650.00	000100	12.0
	1,700.00	000100	7.5
	1,700.00	001700	106.3
	1,800.00	000100	4.5
	1,800.00	021800	3.6
	1,900.00	019100	27.3
	1,950.00	000100	6.1
	1,950.00	019100	15.6
	2,000.00	000100	3.5
	2,000.00	019100	10.2
	2,000.00	021800	7.4
	3,000.00	001700	27.0
Wtd. Avg. Base & Total Tons	1,206.19		1,105.9
Marsanne	1,000.00	015800	14.6
	4,000.00	021000	0.9
Wtd. Avg. Base & Total Tons	1,174.19		15.5
Muscat Blanc *	1,200.00	000100	2.0
	1,400.00	000100	87.3
	1,620.25	000100	7.0
	1,700.00	001700	10.0
Wtd. Avg. Base & Total Tons	1,438.96		106.3
Muscat Orange	800.00	000100	20.4
	900.00	000100	8.2
	1,200.00	000100	13.3
	2,250.00	017200	0.3
Wtd. Avg. Base & Total Tons	955.81		42.2
Pinot Blanc	850.00	013100	10.4
	900.00	017300	10.2
	1,029.45	020800	35.3
	1,800.00	013600	10.0
Wtd. Avg. Base & Total Tons	1,098.02		65.9
Pinot Gris *	1,000.00	000100	53.7
	1,000.00	012300	47.6
	1,000.00	013100	72.3
	1,077.00	001700	12.3
	1,150.00	000100	41.8
	1,200.00	000100	16.6
	1,200.00	020800	7.8
	1,294.44	020800	12.3
	1,400.00	000100	20.7
	1,400.00	007900	30.6
	1,400.00	017800	25.9
	1,500.00	000100	6.1
	1,650.00	000100	13.8
	1,700.00	001700	45.3
	1,800.00	000100	5.2
	1,800.00	001700	23.3
	1,800.00	019100	18.9
	1,850.00	019100	17.1
	2,000.00	019100	11.7
Wtd. Avg. Base & Total Tons	1,319.84		483.0
Roussanne	900.00	017400	16.2
	1,100.00	000100	10.3
	1,250.00	015700	3.0
	3,500.00	017400	3.1
	4,000.00	021000	1.4
Wtd. Avg. Base & Total Tons	1,356.18		34.0
Sauvignon Blanc	300.00	000100	49.1
	500.00	000100	96.5
	600.00	000100	10.2
	650.00	053300	65.1
	700.00	000100	44.7
	700.00	015500	72.5

	800.00	000100	131.9
	800.00	011000	154.2
	800.00	014000	2.6
	850.00	000100	26.0
	850.00	013600	21.8
	875.00	015800	290.6
	900.00	000100	134.3
	900.00	014000	55.3
	926.71	000100	156.8
	935.00	000100	26.4
	935.47	000100	70.2
	950.00	000100	119.4
	950.00	014000	44.3
	950.00	017000	51.7
	950.00	020800	135.0
	950.00	046000	15.7
	975.00	017200	72.8
	1,000.00	000100	147.7
	1,000.00	013400	56.4
	1,000.00	013600	25.6
	1,000.00	017000	11.0
	1,000.00	019100	29.2
	1,015.00	000100	7.9
	1,019.38	012300	72.3
	1,031.00	000100	33.1
	1,042.60	000100	163.8
	1,100.00	000100	111.0
	1,135.02	000100	24.8
	1,150.00	017000	35.7
	1,168.17	000100	246.7
	1,180.97	011100	40.1
	1,200.00	000100	80.8
	1,203.04	000100	7.0
	1,284.00	000100	39.3
	1,363.00	001700	30.1
	1,400.00	000100	10.3
	1,400.00	018900	6.1
	1,425.00	000100	10.7
	1,435.22	013100	68.4
	1,500.00	000100	13.7
	1,500.00	001700	12.5
	1,600.00	026900	5.5
	1,800.00	013600	4.9
Wtd. Avg. Base & Total Tons	960.61		3,141.7
Sauvignon Musque	1,050.00	046000	17.2
Wtd. Avg. Base & Total Tons	1,050.00		17.2
Semillon	500.00	000100	24.1
	1,000.00	000100	18.9
	1,100.00	013600	6.0
	1,363.00	001700	1.7
	1,500.00	000100	1.9
	1,953.64	013100	27.3
Wtd. Avg. Base & Total Tons	1,202.15		79.9
Tocai Friulano	700.00	000100	7.7
	1,000.00	000100	14.1
	1,300.00	000100	15.9
Wtd. Avg. Base & Total Tons	1,065.25		37.7
Viognier	308.12	011300	3.6
	500.00	000100	8.6
	850.00	000100	70.7
	1,000.00	000100	25.2
	1,060.79	020800	27.2
	1,100.00	000100	80.5
	1,100.00	017800	20.0
	1,200.00	022700	2.9
	1,200.00	024500	3.1
	1,211.92	017200	85.8
	1,250.00	020800	14.6
	1,800.00	000100	0.3
	2,000.00	027000	2.9
	2,100.00	013600	0.2
	2,250.00	017200	2.4

TABLE 8: BASE PRICE PAID TO GROWERS FOR GRAPES CRUSHED AND DELIVERED TO CALIFORNIA PROCESSORS FROM THE 2006 CROP WITH BRIX FACTORS AND PURCHASED TONNAGE, BY TYPE, VARIETY, REPORTING DISTRICT WHERE GROWN, AND WEIGHTED AVERAGE BASE PRICE.

District, Type, and Variety	Base Price Per Ton	Brix Factors	Tons	District, Type, and Variety	Base Price Per Ton	Brix Factors	Tons
	Dollars	Code a/			Dollars	Code a/	
DISTRICT 01 (Cont'd.)							
Viognier (Cont'd.)	4,000.00	017400	1.5		1,000.00	020800	60.6
					1,000.00	021000	9.1
					1,000.00	022800	186.1
					1,000.00	026500	20.3
Wtd. Avg. Base & Total Tons	1,080.69		349.5		1,050.00	000100	1.8
					1,050.00	020800	14.9
					1,050.00	020900	119.5
White Riesling *	1,200.00	000100	3.8		1,080.00	000100	8.7
	1,350.00	001700	6.0		1,085.93	000100	59.9
	1,400.00	011100	38.9		1,100.00	000100	49.9
	1,400.00	020600	7.6		1,100.00	017200	42.0
	1,499.00	001700	2.1		1,100.00	019200	109.5
	1,500.00	000100	14.6		1,100.00	022800	25.4
	1,500.00	001700	19.1		1,134.00	017000	36.3
	1,600.00	000100	36.7		1,150.00	000100	14.6
	1,600.00	001700	5.7		1,150.00	017200	86.6
	1,600.00	018900	10.4		1,150.00	022800	12.7
	1,600.00	024300	4.2		1,150.00	026500	59.7
	1,650.00	000100	33.6		1,200.00	000100	1.4
	1,800.00	000100	5.7		1,200.00	022800	145.2
	2,000.00	001700	3.4		1,200.00	026500	70.8
	2,500.00	000100	7.2		1,222.50	019100	45.6
	3,111.00	001700	8.0		1,250.00	000100	61.9
					1,277.57	000100	176.8
Wtd. Avg. Base & Total Tons	1,633.07		207.0		1,292.00	024500	13.5
					1,293.81	000100	158.9
Other White b/	1,500.00	000100	0.7		1,293.81	017000	146.7
					1,293.81	017200	3.3
Wtd. Avg. Base & Total Tons	1,500.00		0.7		1,300.00	000100	49.1
					1,300.00	013600	18.3
					1,300.00	019200	14.9
					1,350.00	021500	5.0
					1,380.00	021500	1.5
					1,390.85	017000	23.4
					1,400.00	024500	5.0
					1,400.00	066110	124.7
					1,405.32	017000	87.3
					1,405.33	000100	74.9
					1,422.53	017000	22.3
					1,454.86	017000	30.2
					1,500.00	000100	56.3
					1,500.00	017000	92.3
Wtd. Avg. Base & Total Tons	1,434.45		90.9		1,500.00	017800	5.3
					1,500.00	020800	2.5
					1,500.00	021000	49.7
					1,543.31	000100	77.3
					1,550.00	020900	140.9
					1,600.00	000100	211.0
					1,600.00	017800	30.8
					1,693.36	020800	394.1
					1,700.00	020800	21.8
					1,750.00	021200	3.4
					1,800.00	000100	45.6
					1,800.00	001700	7.2
					1,800.00	020800	9.2
					1,893.28	000100	14.8
					1,906.23	000100	88.2
					2,000.00	000100	39.5
					2,000.00	001700	8.9
					2,000.00	004210	3.0
					2,000.00	019200	98.3
					2,148.66	019100	50.0
					2,200.00	026900	1.9
					2,305.27	017400	108.8
					2,305.27	019100	106.0
					2,500.00	000100	2.9
					2,500.00	001700	7.6
					2,500.00	002600	0.8
					2,535.80	017200	46.7
					3,000.00	020800	68.0
					4,764.00	000100	18.5
				Wtd. Avg. Base & Total Tons	1,291.28		5,921.1
				Carignane	400.00	000100	90.7
					450.00	000100	30.1
					500.00	000100	91.2
					500.00	017000	61.4
					600.00	000100	23.2
					600.00	014000	7.5

TABLE 8: BASE PRICE PAID TO GROWERS FOR GRAPES CRUSHED AND DELIVERED TO CALIFORNIA PROCESSORS FROM THE 2006 CROP WITH BRIX FACTORS AND PURCHASED TONNAGE, BY TYPE, VARIETY, REPORTING DISTRICT WHERE GROWN, AND WEIGHTED AVERAGE BASE PRICE.

District, Type, and Variety	Base Price Per Ton	Brix Factors	Tons	District, Type, and Variety	Base Price Per Ton	Brix Factors	Tons
	Dollars	Code a/			Dollars	Code a/	
DISTRICT 01 (Cont'd.)							
Carignane (Cont'd.)	600.00	017000	131.6		900.00	000100	4.2
	600.00	019100	18.7		921.62	000100	4.8
	600.00	021200	1.3		950.00	000100	21.3
	600.00	021500	7.6		1,000.00	001700	6.3
	650.00	014000	264.1		1,100.00	019300	2.3
	650.00	024500	17.8		1,200.00	017800	3.2
	655.82	000100	28.2		1,400.00	024500	6.4
	681.75	024500	2.6		1,500.00	000100	15.6
	700.00	000100	19.3		1,500.00	021000	2.5
	700.00	021000	7.6		1,550.00	016900	5.1
	700.00	036800	91.0		1,600.00	000100	7.0
	733.04	017200	1.9		1,600.00	001700	9.5
	750.00	000100	10.7		1,696.00	000100	0.7
	750.00	017400	16.5		1,696.45	020800	22.7
	800.00	000100	50.5		2,400.00	000100	5.4
	800.00	002100	14.6		2,400.00	017200	3.6
	800.00	021000	6.8		2,420.00	000100	6.7
	815.07	000100	8.3		2,500.00	027000	1.1
	825.00	000100	49.0		2,509.28	000100	62.9
	850.00	000100	28.9		3,000.00	020800	4.4
	850.00	017800	1.5		3,500.00	017600	3.7
	875.00	000100	22.1	Wtd. Avg. Base & Total Tons	1,682.91		242.4
	900.00	000100	28.8	Malbec	1,100.00	000100	18.6
	900.00	001700	5.6		1,200.00	021500	1.5
	950.00	000100	20.7		1,273.00	000100	15.6
	1,000.00	000100	20.1		1,300.00	013600	18.2
	1,000.00	002100	176.5		1,300.00	022800	9.2
	1,000.00	021000	50.3		1,300.00	025400	7.8
	1,150.00	000100	9.2	Wtd. Avg. Base & Total Tons	1,239.48		70.9
	1,150.00	021000	3.0	Mataro *	1,500.00	000100	0.8
	1,400.00	000100	4.1		1,900.00	001700	2.2
	1,450.00	000100	5.3	Wtd. Avg. Base & Total Tons	1,793.33		3.0
Wtd. Avg. Base & Total Tons	741.91		1,451.1	Merlot	500.00	014000	19.9
Carmenere	1,300.00	013600	3.0		500.00	015800	60.6
Wtd. Avg. Base & Total Tons	1,300.00		3.0		500.00	017600	1.0
Charbono	700.00	000100	11.3		500.00	020800	25.0
	750.00	021500	2.4		600.00	000100	9.0
	1,100.00	000100	7.5		600.00	017000	29.8
	1,100.00	038700	12.0		600.00	017800	35.9
	1,500.00	021000	10.7		650.00	021200	3.0
Wtd. Avg. Base & Total Tons	1,075.40		43.9		675.00	013800	23.0
Cinsaut *	2,000.00	001700	0.4		690.00	013800	30.3
Wtd. Avg. Base & Total Tons	2,000.00		0.4		700.00	000100	375.6
Dolcetto	1,000.00	020800	36.4		700.00	014000	57.0
	1,200.00	000100	11.1		800.00	000100	233.0
	1,300.00	058650	5.1		900.00	000100	278.2
	1,455.88	000100	6.1		900.00	003200	4.5
Wtd. Avg. Base & Total Tons	1,111.26		58.7		900.00	020800	51.1
Durif	1,400.00	000100	3.7		948.70	000100	38.0
Wtd. Avg. Base & Total Tons	1,400.00		3.7		950.00	000100	90.6
Gamay (Napa) *	650.00	014000	5.2		950.00	066110	98.5
	700.00	021500	1.5		1,000.00	000100	19.6
	750.00	000100	23.3		1,000.00	017000	68.9
	1,000.00	000100	0.4		1,000.00	020800	246.6
	1,000.00	001700	10.4		1,020.60	017000	50.3
	1,000.00	020800	16.5		1,050.00	000100	159.4
Wtd. Avg. Base & Total Tons	858.73		57.3		1,069.95	000100	51.7
Grenache *	200.00	017600	0.9		1,100.00	000100	127.5
	600.00	014000	1.3		1,100.00	019200	78.4
	650.00	017200	6.3		1,100.00	022800	11.5
	650.00	017400	9.8		1,100.00	066110	106.4
	800.00	000100	5.0		1,129.00	026700	10.8
	850.00	017800	19.7		1,150.00	021500	1.0
					1,199.28	000100	140.9
					1,199.28	020800	392.2
					1,199.28	024500	13.4
					1,200.00	000100	180.6
					1,200.00	020800	27.7
					1,200.00	024500	1.9
					1,200.00	026500	48.2
					1,200.00	066110	281.8
					1,205.44	000100	30.2
					1,215.63	000100	37.4
					1,250.00	021500	5.7

TABLE 8: BASE PRICE PAID TO GROWERS FOR GRAPES CRUSHED AND DELIVERED TO CALIFORNIA PROCESSORS FROM THE 2006 CROP WITH BRIX FACTORS AND PURCHASED TONNAGE, BY TYPE, VARIETY, REPORTING DISTRICT WHERE GROWN, AND WEIGHTED AVERAGE BASE PRICE.

District, Type, and Variety	Base Price Per Ton	Brix Factors	Tons	District, Type, and Variety	Base Price Per Ton	Brix Factors	Tons
	Dollars	Code a/			Dollars	Code a/	
DISTRICT 01 (Cont'd.)							
Merlot (Cont'd.)	1,300.00	013600	15.0		1,200.00	022800	96.6
	1,319.21	017000	95.7		1,200.00	024500	55.5
	1,320.00	000100	33.1		1,200.00	066110	36.2
	1,320.38	017000	121.9		1,250.00	066110	37.3
	1,325.98	000100	37.9		1,400.00	000100	47.3
	1,325.98	017000	68.4		1,400.00	021200	1.3
	1,349.19	017000	22.4		1,400.00	024500	5.8
	1,349.20	017000	80.3		1,400.00	026500	22.8
	1,364.45	000100	7.2		1,450.00	000100	2.0
	1,398.58	019500	121.2		1,452.85	017200	66.8
	1,400.00	000100	153.8		1,455.57	024500	13.1
	1,410.00	042200	134.0		1,465.00	000100	2.6
	1,500.00	020800	238.0		1,475.00	000100	14.6
	1,549.15	019100	36.9		1,500.00	000100	40.0
	1,591.72	017400	40.4		1,500.00	017200	29.6
	1,591.72	022700	85.7		1,500.00	019000	20.8
	1,642.86	020800	376.6		1,500.00	021000	22.8
	1,800.00	000100	15.9		1,500.00	021500	3.0
	1,900.00	020800	17.9		1,515.00	024500	5.1
	2,000.00	017200	5.2		1,540.00	000100	0.2
	2,000.00	019200	60.9		1,550.00	017000	44.7
	2,500.00	024500	2.5		1,550.00	022800	9.8
	2,661.61	000100	9.5		1,555.00	017000	6.5
	3,000.00	020800	18.6		1,600.00	000100	93.1
	3,500.00	000100	3.1		1,600.00	024500	9.0
	3,600.00	000100	8.4		1,600.00	058650	23.9
	3,600.00	002600	2.6		1,625.00	000100	67.0
	3,600.00	027000	2.9		1,750.00	000100	2.5
	4,000.00	000100	1.4		1,767.50	024500	3.6
					1,800.00	000100	6.9
					1,800.00	024800	2.0
					1,879.50	017600	20.7
					2,000.00	000100	18.2
Wtd. Avg. Base & Total Tons	1,174.06		5,373.5		2,000.00	001700	5.1
					2,000.00	020900	12.0
Meunier *	1,400.00	000100	9.4		2,200.00	000100	3.1
					2,200.00	024800	4.0
Wtd. Avg. Base & Total Tons	1,400.00		9.4		2,293.95	017200	42.7
					2,293.95	017400	60.7
Montepulciano	1,000.00	020800	15.2		2,300.00	000100	4.2
	3,000.00	020800	5.0		2,400.00	000100	8.0
					2,500.00	000100	30.2
Wtd. Avg. Base & Total Tons	1,495.05		20.2		2,500.00	026900	4.3
					2,892.00	000100	6.1
Nebbiolo	1,500.00	020800	22.4		3,000.00	000100	7.8
					3,000.00	017200	5.3
Wtd. Avg. Base & Total Tons	1,500.00		22.4		3,200.00	000100	5.2
					3,200.00	027000	5.6
Negroamaro	1,200.00	000100	1.2				
	1,500.00	020800	14.9	Wtd. Avg. Base & Total Tons	1,497.26		1,336.7
Wtd. Avg. Base & Total Tons	1,477.64		16.1	Pinot Noir	680.66	017800	9.1
					900.00	014000	6.3
Nero D'Avola *	1,500.00	020800	9.4		923.55	017800	12.4
					1,000.00	000100	214.7
Wtd. Avg. Base & Total Tons	1,500.00		9.4		1,035.00	000100	128.4
					1,100.00	001700	13.2
Petit Verdot	350.00	023000	7.5		1,100.00	014000	3.0
	1,300.00	013600	6.5		1,100.00	026500	7.7
	1,550.00	021500	3.0		1,150.00	000100	7.7
	1,600.00	000100	24.8		1,200.00	000100	130.6
	1,700.00	000100	14.5		1,300.00	026500	36.5
	1,750.00	000100	24.0		1,350.00	026500	210.5
	1,800.00	017200	2.1		1,350.00	067900	23.1
	1,800.00	027600	3.2		1,400.00	000100	141.7
	2,000.00	000100	1.0		1,450.00	000100	49.8
	2,155.90	019100	2.7		1,500.00	000100	213.5
	3,600.00	000100	0.3		1,500.00	001700	19.6
					1,500.00	024500	65.4
Wtd. Avg. Base & Total Tons	1,568.03		89.6		1,500.00	024800	20.0
					1,582.31	000100	19.2
Petite Sirah	800.00	000100	55.7		1,600.00	000100	4.9
	850.00	000100	15.4		1,603.21	000100	29.2
	900.00	000100	69.0		1,695.00	000100	8.9
	950.00	000100	10.9		1,700.00	007900	46.9
	1,000.00	016800	3.2		1,700.00	017800	27.6
	1,000.00	017000	42.5		1,800.00	000100	52.7
	1,030.00	061300	42.3		1,800.00	024500	102.4
	1,100.00	017200	6.2		1,854.11	000100	131.9
	1,200.00	000100	51.5		1,878.00	000100	90.2
	1,200.00	021000	4.4				

TABLE 8: BASE PRICE PAID TO GROWERS FOR GRAPES CRUSHED AND DELIVERED TO CALIFORNIA PROCESSORS FROM THE 2006 CROP WITH BRIX FACTORS AND PURCHASED TONNAGE, BY TYPE, VARIETY, REPORTING DISTRICT WHERE GROWN, AND WEIGHTED AVERAGE BASE PRICE.

District, Type, and Variety	Base Price Per Ton	Brix Factors	Tons
	Dollars	Code a/	

District, Type, and Variety	Base Price Per Ton	Brix Factors	Tons
	Dollars	Code a/	

DISTRICT 01 (Cont'd.)

Pinot Noir (Cont'd.)	1,900.00	000100	83.4
	1,900.00	007900	19.8
	1,900.00	017800	1.9
	1,900.00	021000	15.6
	1,900.00	024800	0.8
	1,900.00	026500	13.7
	1,903.33	017300	129.6
	1,950.00	000100	15.5
	1,992.90	000100	15.8
	2,000.00	000100	92.1
	2,000.00	001700	14.9
	2,000.00	017800	60.8
	2,000.00	021000	37.6
	2,000.00	022800	12.8
	2,000.00	024500	108.3
	2,000.00	025300	5.7
	2,000.00	026500	11.0
	2,050.00	002600	95.3
	2,100.00	000100	45.4
	2,128.99	000100	12.8
	2,150.00	000100	108.2
	2,197.42	000100	36.3
	2,200.00	000100	263.3
	2,200.00	020800	3.5
	2,300.00	000100	86.1
	2,300.00	021800	4.6
	2,300.00	022800	8.6
	2,350.00	000100	36.1
	2,400.00	000100	12.3
	2,500.00	000100	108.7
	2,500.00	001700	187.2
	2,500.00	021500	5.5
	2,500.00	022800	79.5
	2,500.00	025100	7.3
	2,554.00	021800	13.7
	2,591.00	001700	13.5
	2,600.00	001700	51.8
	2,600.00	022800	17.0
	2,700.00	000100	243.9
	2,700.00	024500	67.3
	2,750.00	001700	3.0
	2,750.00	021500	11.2
	2,800.00	000100	13.7
	2,800.00	001700	5.1
	2,800.00	021000	4.0
	2,800.00	022800	16.6
	2,890.00	000100	28.8
	2,900.00	000100	4.7
	2,900.00	024500	67.7
	3,000.00	000100	89.4
	3,000.00	002600	18.1
	3,000.00	015900	1.0
	3,000.00	017000	10.6
	3,000.00	017200	11.1
	3,000.00	021000	25.8
	3,000.00	021500	12.8
	3,000.00	021800	20.5
	3,000.00	024500	12.2
	3,021.22	000100	34.8
	3,046.00	027000	13.0
	3,200.00	000100	6.0
	3,200.00	001700	4.7
	3,200.00	017800	23.9
	3,200.00	021000	4.0
	3,200.00	025300	6.3
	3,240.00	000100	2.2
	3,250.00	000100	88.5
	3,314.31	020800	39.9
	3,349.00	000100	10.9
	3,400.00	000100	17.7
	3,400.00	025100	12.3
	3,500.00	000100	19.4
	3,500.00	014000	10.5
	3,500.00	017400	7.5
	3,500.00	017800	4.5
	3,500.00	018000	4.7
	3,500.00	025100	5.7
	3,500.00	027000	13.1

	3,539.98	017800	7.7
	3,600.00	000100	5.7
	3,600.00	002600	2.3
	3,600.00	015900	3.7
	3,700.00	000100	10.3
	3,750.00	000100	4.8
	4,000.00	000100	6.4
	4,000.00	017800	7.7
	4,000.00	027000	4.5
	4,918.00	017800	6.4
Wtd. Avg. Base & Total Tons	2,081.99		4,719.7
Pinotage	1,667.55	000100	7.4
	1,700.00	000100	7.5
Wtd. Avg. Base & Total Tons	1,683.88		14.9
Sangiovese *	1,000.00	020800	26.8
	1,200.00	014000	53.5
	1,500.00	000100	9.9
	1,500.00	020800	15.5
	1,600.00	000100	14.3
	1,609.34	000100	17.7
	1,609.34	020800	5.0
	1,800.00	021000	13.1
	1,900.00	017800	2.5
	1,937.73	000100	35.1
	2,400.00	000100	15.8
	2,400.00	017800	3.9
	3,000.00	020800	15.0
Wtd. Avg. Base & Total Tons	1,653.38		228.1
Syrah *	200.00	021500	0.8
	300.00	000100	19.0
	350.00	000100	21.3
	600.00	000100	32.3
	600.00	019200	66.3
	700.00	000100	57.0
	700.00	014000	17.3
	725.00	014000	39.2
	800.00	000100	327.4
	800.00	014000	15.7
	850.00	000100	102.0
	900.00	066110	119.7
	1,000.00	000100	51.9
	1,000.00	019100	23.7
	1,000.00	021200	1.1
	1,000.00	022800	42.0
	1,000.00	022900	5.0
	1,100.00	000100	18.7
	1,134.00	017000	57.4
	1,200.00	000100	2.9
	1,200.00	017800	60.0
	1,200.00	022800	31.8
	1,200.00	024500	12.1
	1,237.42	000100	18.0
	1,250.00	000100	8.4
	1,287.00	000100	15.3
	1,287.05	000100	61.0
	1,289.91	020800	138.2
	1,400.00	000100	16.1
	1,400.00	019100	12.8
	1,400.00	020800	13.4
	1,400.00	066110	22.6
	1,500.00	000100	17.8
	1,500.00	019000	27.7
	1,502.60	000100	7.3
	1,550.00	000100	8.0
	1,600.00	020800	1.8
	1,700.00	000100	5.3
	1,700.00	004210	3.0
	1,800.00	000100	27.0
	1,800.00	020800	3.9
	2,000.00	000100	16.9
	2,000.00	017200	7.0
	2,000.00	025300	4.4
	2,100.00	001700	13.2
	2,145.47	019100	54.5

TABLE 8: BASE PRICE PAID TO GROWERS FOR GRAPES CRUSHED AND DELIVERED TO CALIFORNIA PROCESSORS FROM THE 2006 CROP WITH BRIX FACTORS AND PURCHASED TONNAGE, BY TYPE, VARIETY, REPORTING DISTRICT WHERE GROWN, AND WEIGHTED AVERAGE BASE PRICE.

District, Type, and Variety	Base Price Per Ton	Brix Factors	Tons	District, Type, and Variety	Base Price Per Ton	Brix Factors	Tons
	Dollars	Code a/			Dollars	Code a/	
DISTRICT 01 (Cont'd.)							
Syrah * (Cont'd.)	2,145.47	019300	27.5		1,200.00	022800	21.6
	2,200.00	000100	27.7		1,200.00	024500	393.1
	2,272.00	000100	3.3		1,200.00	026500	19.6
	2,400.00	000100	4.0		1,219.13	000100	19.7
	2,400.00	001700	7.6		1,250.00	000100	44.5
	2,400.00	019300	2.0		1,250.00	021500	4.7
	2,450.00	026900	3.0		1,250.00	022800	10.4
	2,486.30	000100	25.0		1,277.50	000100	8.1
	2,500.00	000100	13.5		1,300.00	000100	18.7
	2,500.00	019300	3.2		1,300.00	017200	4.1
	2,500.00	025100	1.9		1,300.00	021000	5.1
	2,500.00	027000	0.9		1,350.00	000100	4.1
	2,500.00	027600	2.1		1,400.00	000100	417.0
	2,660.00	000100	9.8		1,400.00	017000	23.0
	2,700.00	000100	8.2		1,400.00	017200	2.8
	2,700.00	017200	10.9		1,400.00	021600	4.9
	2,700.00	027000	3.8		1,400.00	022800	18.3
	2,772.09	000100	4.9		1,400.00	024500	109.2
	3,000.00	017800	10.3		1,400.00	024800	4.4
	3,000.00	020800	32.6		1,400.00	027800	23.1
	3,150.00	019300	3.7		1,425.00	000100	17.6
	3,200.00	025300	1.5		1,450.00	000100	318.2
	3,689.55	000100	6.4		1,464.50	000100	24.4
	4,000.00	017800	9.2		1,500.00	000100	64.3
	4,500.00	002600	10.1		1,500.00	017000	25.0
	4,700.00	002600	4.4		1,500.00	019200	4.9
	4,750.00	024800	35.2		1,500.00	024500	12.7
	5,000.00	027000	4.7		1,550.00	017000	45.8
					1,600.00	000100	66.2
					1,600.00	022900	7.0
					1,650.00	000100	6.9
Wtd. Avg. Base & Total Tons	1,349.90		1,905.6		1,700.00	019000	19.7
					1,700.00	020800	9.0
Touriga Nacional *	800.00	021000	9.6		1,700.00	021000	25.9
					1,700.00	024500	54.8
Wtd. Avg. Base & Total Tons	800.00		9.6		1,700.00	024600	19.9
					1,710.47	019500	37.0
Trousseau *	1,500.00	000100	1.8		1,750.00	000100	6.5
					1,750.00	019200	4.7
Wtd. Avg. Base & Total Tons	1,500.00		1.8		1,768.87	000100	35.6
					1,775.00	000100	2.0
Zinfandel *	400.00	007200	17.3		1,800.00	000100	25.0
	500.00	000100	43.3		1,800.00	021000	183.7
	500.00	017000	6.3		1,800.00	022900	5.8
	500.00	021000	93.7		1,800.00	024800	7.0
	550.00	017200	7.0		1,962.03	000100	12.0
	600.00	000100	14.1		2,000.00	000100	11.4
	600.00	007200	232.9		2,000.00	001700	30.0
	700.00	000100	97.8		2,000.00	019200	4.3
	750.00	000100	183.3		2,000.00	020800	4.2
	800.00	000100	168.0		2,000.00	025100	5.0
	800.00	014000	61.8		2,100.00	020800	25.2
	800.00	021500	6.1		2,100.00	024800	3.0
	808.00	000100	16.0		2,133.00	000100	2.1
	850.00	000100	171.9		2,200.00	000100	10.1
	850.00	029500	2.2		2,200.00	001700	18.2
	900.00	000100	102.9		2,200.00	024800	2.1
	950.00	000100	35.3		2,200.00	027800	58.7
	950.00	021200	7.2		2,332.00	000100	19.2
	950.00	024500	60.3		2,642.50	000100	37.3
	990.00	000100	89.4		3,000.00	021000	25.4
	1,000.00	000100	277.5		3,181.34	017200	37.7
	1,000.00	020800	36.9	Wtd. Avg. Base & Total Tons	1,221.59		5,547.5
	1,000.00	021000	22.8				
	1,000.00	021200	70.0	Other Red b/	1,691.22	000100	27.7
	1,000.00	022800	8.7				
	1,000.00	024500	114.6	Wtd. Avg. Base & Total Tons	1,691.22		27.7
	1,010.00	000100	2.7				
	1,050.00	000100	13.2	DISTRICT 02			
	1,100.00	014000	61.2	WINE GRAPES (WHITE)			
	1,100.00	024500	314.5	Chardonnay *	632.49	000100	242.4
	1,135.00	000100	7.2		880.00	017200	274.2
	1,135.02	000100	74.4		1,061.68	017200	87.4
	1,150.00	022800	12.4		1,077.00	015500	220.4
	1,186.75	024500	58.9		1,077.00	017000	61.9
	1,200.00	000100	515.0		1,300.00	000100	16.1
	1,200.00	002100	18.3		1,500.00	000100	66.6
	1,200.00	020800	18.1				
	1,200.00	021000	7.4				
	1,200.00	021500	5.0				

TABLE 8: BASE PRICE PAID TO GROWERS FOR GRAPES CRUSHED AND DELIVERED TO CALIFORNIA PROCESSORS FROM THE 2006 CROP WITH BRIX FACTORS AND PURCHASED TONNAGE, BY TYPE, VARIETY, REPORTING DISTRICT WHERE GROWN, AND WEIGHTED AVERAGE BASE PRICE.

District, Type, and Variety	Base Price Per Ton	Brix Factors	Tons	District, Type, and Variety	Base Price Per Ton	Brix Factors	Tons
	Dollars	Code a/			Dollars	Code a/	
DISTRICT 02 (Cont'd.)							
Chardonnay * (Cont'd.)	1,600.00	000100	1.1		1,150.00	023770	12.2
	2,749.65	000100	41.8		1,200.00	000100	295.0
	2,865.00	000100	19.1		1,600.00	000100	18.7
	3,049.01	000100	53.6	Wtd. Avg. Base & Total Tons	817.98		7,119.4
	3,310.57	000100	20.7	Sauvignon Musque	1,050.00	000100	41.1
	3,500.00	000100	24.9	Wtd. Avg. Base & Total Tons	1,050.00		41.1
	4,000.00	000100	11.8	Semillon	675.00	000100	12.1
Wtd. Avg. Base & Total Tons	1,269.70		1,142.0		764.49	017200	24.4
Gewurztraminer	800.00	013100	98.5		800.00	000100	5.2
	1,200.00	000100	16.4		1,200.00	000100	13.9
Wtd. Avg. Base & Total Tons	857.09		114.9		1,400.00	000100	0.5
Muscat Blanc *	900.00	013400	7.2	Wtd. Avg. Base & Total Tons	862.05		56.1
	900.00	024800	6.4	Viognier	1,150.00	000100	13.5
	950.00	000100	19.5		1,200.00	020800	41.6
	1,000.00	000100	26.3		1,500.00	017400	0.7
	1,100.00	012300	172.7		1,600.00	027800	6.4
	1,100.00	024500	21.6		1,600.00	028100	8.2
	1,300.00	000100	43.7	Wtd. Avg. Base & Total Tons	1,276.35		70.4
Wtd. Avg. Base & Total Tons	1,101.56		297.4	White Riesling *	1,100.00	000100	8.4
Pinot Blanc	1,100.00	021200	14.4		1,100.00	020600	30.2
Wtd. Avg. Base & Total Tons	1,100.00		14.4		1,200.00	000100	33.2
Pinot Gris *	1,300.00	000100	266.0		1,200.00	013400	19.7
Wtd. Avg. Base & Total Tons	1,300.00		266.0		1,800.00	000100	19.5
Sauvignon Blanc	320.00	000100	22.0	Wtd. Avg. Base & Total Tons	1,270.63		111.0
	350.00	000100	436.5	Other White b/	900.00	013600	1.2
	550.00	017600	80.5	Wtd. Avg. Base & Total Tons	900.00		1.2
	600.00	000100	308.1	WINE GRAPES (RED)			
	600.00	046400	99.0	Barbera	400.00	000100	2.4
	650.00	009100	47.8		900.00	000100	14.3
	650.00	053300	70.5		1,050.00	025100	6.6
	750.00	000100	841.1		1,100.00	000100	12.8
	761.11	000100	197.0		1,200.00	000100	3.8
	800.00	000100	839.6		1,500.00	000100	17.5
	800.00	013100	15.7		1,500.00	027600	12.0
	800.00	013400	39.8		1,900.00	000100	26.0
	800.00	014500	27.2	Wtd. Avg. Base & Total Tons	1,394.65		95.4
	800.00	017400	10.4	Cabernet Franc	950.00	043900	27.5
	800.00	046000	402.9		1,000.00	000100	7.5
	825.00	000100	8.0		1,000.00	013600	19.2
	844.41	013500	159.2		1,200.00	000100	4.2
	845.68	000100	63.0		1,200.00	013600	20.2
	845.68	013400	23.7		1,300.00	000100	5.0
	850.00	000100	142.0		1,600.00	025100	11.1
	850.00	013600	43.3		1,600.00	070750	12.4
	850.00	020800	667.5		1,650.00	025100	12.4
	851.42	000100	45.9		1,800.00	000100	16.6
	880.00	013400	188.4		1,800.00	017400	103.5
	884.00	020800	33.0		1,800.00	021800	2.2
	900.00	000100	84.3		1,850.86	017200	96.1
	900.00	013500	249.3		1,850.86	017300	47.3
	900.00	020800	479.8		2,150.00	000100	87.9
	935.47	013100	150.0		2,300.00	017600	67.1
	945.00	000100	38.1		2,317.07	000100	132.6
	950.00	000100	189.3		2,506.83	017200	23.0
	950.00	013500	138.2		3,300.00	028000	0.5
	950.00	017000	148.7	Wtd. Avg. Base & Total Tons	1,927.45		696.3
	1,000.00	000100	168.8	Cabernet Sauvignon	500.00	019100	63.7
	1,000.00	012300	58.8		500.00	027500	40.0
	1,000.00	021000	2.0		775.00	000100	2.0
	1,000.00	026500	72.3		800.00	000100	7.7
	1,000.00	030635	2.2		825.00	000100	104.6
	1,025.00	000100	10.0		850.00	000100	154.0
	1,050.00	000100	76.2		880.00	017200	91.1
	1,050.00	013600	62.0				
	1,050.00	019000	2.0				
	1,100.00	000100	22.2				
	1,115.00	000100	7.3				
	1,150.00	000100	19.9				

TABLE 8: BASE PRICE PAID TO GROWERS FOR GRAPES CRUSHED AND DELIVERED TO CALIFORNIA PROCESSORS FROM THE 2006 CROP WITH BRIX FACTORS AND PURCHASED TONNAGE, BY TYPE, VARIETY, REPORTING DISTRICT WHERE GROWN, AND WEIGHTED AVERAGE BASE PRICE.

District, Type, and Variety	Base Price Per Ton	Brix Factors	Tons	District, Type, and Variety	Base Price Per Ton	Brix Factors	Tons
	Dollars	Code a/			Dollars	Code a/	
DISTRICT 02 (Cont'd.)							
Cabernet Sauvignon (Cont'd.)	880.00	024800	19.8	Malbec	1,200.00	000100	10.6
	900.00	000100	19.6		1,250.00	026500	9.8
	950.00	043900	300.0		1,300.00	000100	11.5
	1,000.00	000100	84.9		1,450.00	012100	5.3
	1,000.00	014000	19.2		1,500.00	066110	62.0
	1,000.00	022800	8.1		1,800.00	000100	23.1
	1,000.00	046000	135.2		2,000.00	000100	29.8
	1,025.00	026500	25.3		2,000.00	024500	10.0
	1,100.00	000100	62.2		3,300.00	028000	0.7
	1,100.00	017200	29.9	Wtd. Avg. Base & Total Tons	1,622.21		162.8
	1,150.00	013600	28.0	Mataro *	1,000.00	000100	3.0
	1,150.00	022800	64.3		1,200.00	000100	12.8
	1,169.71	017000	216.4		1,400.00	000100	3.5
	1,200.00	000100	142.6		1,750.00	000100	1.1
	1,200.00	014500	25.1		1,800.00	000100	3.7
	1,250.00	026500	337.0		2,000.00	000100	9.1
	1,291.50	000100	198.5	Wtd. Avg. Base & Total Tons	1,507.38		33.2
	1,300.00	000100	19.8	Merlot	700.00	014000	32.3
	1,400.00	000100	276.7		880.00	024800	142.6
	1,400.00	015120	146.1		900.00	066110	46.4
	1,400.00	025100	21.0		950.00	000100	68.8
	1,400.00	028100	2.4		975.00	026500	19.3
	1,408.61	017200	583.7		1,000.00	000100	4.5
	1,500.00	002800	23.1		1,000.00	021000	1.8
	1,500.00	024800	15.0		1,025.00	026500	62.0
	1,500.00	025100	28.8		1,050.00	026500	25.1
	1,524.39	000100	84.2		1,100.00	000100	48.1
	1,525.00	017400	665.9		1,100.00	019200	16.8
	1,528.53	020800	127.6		1,117.18	017200	25.0
	1,550.00	000100	172.8		1,133.00	000100	0.5
	1,599.98	000100	196.9		1,150.00	022800	4.4
	1,600.00	027800	10.4		1,187.38	017200	64.3
	1,600.00	070750	17.4		1,187.38	017400	154.6
	1,693.36	020800	108.1		1,200.00	000100	48.2
	1,700.00	000100	3.9		1,200.00	017000	147.3
	1,705.08	017000	165.7		1,250.00	026500	10.4
	1,800.00	000100	38.4		1,300.00	000100	9.4
	1,800.00	021800	74.6		1,350.00	000100	94.1
	1,870.00	000100	30.4		1,450.00	000100	11.0
	1,900.00	000100	45.0		1,482.51	000100	108.9
	1,900.00	014500	38.3		1,500.00	024800	15.0
	1,987.65	000100	272.4		1,600.00	028100	15.7
	2,000.00	000100	4.9		1,700.00	000100	14.4
	2,000.00	017400	134.8		1,750.00	017600	47.6
	2,034.59	000100	20.4		1,800.00	000100	136.5
	2,100.00	025100	8.2		2,200.00	027800	42.1
	2,100.00	026500	45.3	Wtd. Avg. Base & Total Tons	1,265.31		1,417.1
	2,150.00	000100	1,032.3	Nebbiolo	1,200.00	000100	2.0
	2,196.06	000100	399.3		2,000.00	024500	7.0
	2,200.00	000100	52.0	Wtd. Avg. Base & Total Tons	1,822.22		9.0
	2,305.27	017200	34.1	Petit Verdot	1,000.00	000100	7.9
	2,400.00	024800	8.8		1,200.00	000100	35.0
	2,420.53	017200	85.7		1,386.16	000100	22.5
	3,000.00	000100	4.8		1,400.00	000100	16.8
	3,300.00	028000	4.1		1,500.00	066110	19.8
Wtd. Avg. Base & Total Tons	1,564.95		7,182.5		1,798.97	000100	5.3
Carmenere	1,200.00	000100	2.5		1,800.00	000100	3.5
Wtd. Avg. Base & Total Tons	1,200.00		2.5		1,800.00	021800	2.8
Counoise	1,650.00	025100	4.5		1,900.00	000100	12.7
Wtd. Avg. Base & Total Tons	1,650.00		4.5		2,000.00	000100	15.8
Grenache *	1,200.00	000100	3.2		3,300.00	028000	0.5
	1,400.00	000100	5.0	Wtd. Avg. Base & Total Tons	1,490.63		142.6
	1,400.00	025100	15.4	Petite Sirah	1,000.00	000100	91.7
	1,400.00	028100	16.4		1,050.00	029200	6.3
	1,500.00	000100	4.6		1,150.00	022800	19.5
	1,667.96	000100	5.6		1,200.00	000100	52.8
	1,800.00	000100	1.5		1,200.00	024500	5.8
	1,800.00	017400	3.1		1,200.00	024800	3.6
	2,400.00	000100	5.0		1,200.00	025100	11.7
	2,500.00	000100	2.2				
Wtd. Avg. Base & Total Tons	1,570.65		62.0				

TABLE 8: BASE PRICE PAID TO GROWERS FOR GRAPES CRUSHED AND DELIVERED TO CALIFORNIA PROCESSORS FROM THE 2006 CROP WITH BRIX FACTORS AND PURCHASED TONNAGE, BY TYPE, VARIETY, REPORTING DISTRICT WHERE GROWN, AND WEIGHTED AVERAGE BASE PRICE.

District, Type, and Variety	Base Price Per Ton	Brix Factors	Tons
	Dollars	Code a/	

DISTRICT 02 (Cont'd.)

Petite Sirah (Cont'd.)	1,250.00	000100	86.3
	1,250.00	026500	14.7
	1,300.00	000100	38.1
	1,400.00	000100	19.3
	1,400.00	017200	13.3
	1,400.00	021200	8.7
	1,400.00	066110	37.9
	1,423.11	017200	333.2
	1,423.11	017300	63.0
	1,500.00	000100	20.3
	1,500.00	017400	248.1
	1,500.00	028100	1.1
	1,600.00	021200	2.8
	1,700.00	025100	5.0
	1,800.00	000100	39.4
	2,347.00	000100	0.8
	2,450.00	000100	7.0
	2,500.00	000100	4.4
	3,000.00	000100	5.4
Wtd. Avg. Base & Total Tons	1,398.26		1,140.2
Pinot Noir	1,800.00	000100	81.0
	3,000.00	022900	6.2
Wtd. Avg. Base & Total Tons	1,885.32		87.2
Souzao	800.00	000100	1.1
Wtd. Avg. Base & Total Tons	800.00		1.1
Syrah *	500.00	019100	40.6
	575.00	000100	55.0
	650.00	009100	14.1
	750.00	014000	23.2
	800.00	000100	99.9
	800.00	024800	31.9
	825.00	000100	41.9
	1,000.00	019000	197.6
	1,000.00	070750	15.9
	1,100.00	000100	26.8
	1,180.33	000100	10.4
	1,250.00	025100	5.4
	1,300.00	000100	41.7
	1,400.00	000100	38.4
	1,400.00	027800	72.2
	1,500.00	000100	7.2
	1,500.00	017400	8.3
	1,600.00	021800	4.1
	1,650.00	017800	25.9
	1,650.00	027800	21.7
	1,800.00	028100	21.5
	1,839.78	000100	10.8
	1,887.38	013600	9.9
	2,100.00	024800	20.8
	2,174.10	021200	24.3
	2,200.00	000100	41.6
	2,300.00	000100	96.6
	2,300.00	026500	15.7
	2,500.00	017800	9.0
	3,000.00	000100	12.4
Wtd. Avg. Base & Total Tons	1,321.95		1,044.8
Tempranillo *	900.00	013600	13.5
	1,100.00	000100	1.4
	1,450.00	000100	1.9
	1,900.00	000100	6.3
	2,000.00	000100	16.8
	3,000.00	000100	8.3
Wtd. Avg. Base & Total Tons	1,803.22		48.2
Tinta Cao	800.00	000100	2.1
	900.00	013600	9.4
Wtd. Avg. Base & Total Tons	881.74		11.5

District, Type, and Variety	Base Price Per Ton	Brix Factors	Tons
	Dollars	Code a/	

Tinta Madeira	800.00	000100	2.4
Wtd. Avg. Base & Total Tons	800.00		2.4
Touriga Nacional *	800.00	000100	2.0
Wtd. Avg. Base & Total Tons	800.00		2.0
Zinfandel *	400.00	007200	203.8
	425.00	000100	36.2
	425.00	007200	46.4
	500.00	019100	18.5
	550.00	007200	478.4
	800.00	000100	25.8
	800.00	017400	10.4
	800.00	024500	43.0
	800.00	024800	13.1
	900.00	000100	0.4
	900.00	013600	3.5
	900.00	013800	10.0
	900.00	020600	17.9
	900.00	046000	146.3
	1,000.00	000100	37.6
	1,000.00	019000	103.2
	1,000.00	024500	5.0
	1,000.00	064505	14.2
	1,000.00	070660	96.8
	1,000.87	013600	18.5
	1,100.00	000100	11.2
	1,200.00	000100	109.6
	1,200.00	028300	1.6
	1,300.00	000100	71.6
	1,400.00	017400	110.5
	1,400.00	027800	11.4
	1,450.00	000100	50.0
	1,450.00	024800	24.4
	1,500.00	000100	31.3
	1,500.00	027800	17.5
	1,500.00	064505	19.5
	1,556.91	000100	23.4
	1,600.00	000100	3.8
	1,800.00	000100	98.1
	1,800.00	028100	5.1
	1,900.00	013600	5.1
	1,980.00	021500	21.1
	2,000.00	000100	26.7
	2,000.00	025100	9.7
	2,200.00	027800	11.9
	2,248.58	000100	45.1
	2,500.00	000100	36.3
	3,000.00	000100	69.1
Wtd. Avg. Base & Total Tons	1,071.61		2,143.0

DISTRICT 03

TABLE GRAPES

Other Table b/	1,100.00	000100	2.5
Wtd. Avg. Base & Total Tons	1,100.00		2.5

WINE GRAPES (WHITE)

Arneis	1,293.00	002600	13.7
	1,484.00	002600	29.8
	1,780.00	000100	44.9
Wtd. Avg. Base & Total Tons	1,604.74		88.4
Chardonnay *	50.00	021200	0.5
	551.35	000100	26.6
	700.00	019100	11.0
	767.95	000100	125.1
	800.00	009000	14.9
	900.00	000100	62.3
	942.69	000100	84.3
	1,000.00	000100	39.5
	1,000.00	007900	6.8

TABLE 8: BASE PRICE PAID TO GROWERS FOR GRAPES CRUSHED AND DELIVERED TO CALIFORNIA PROCESSORS FROM THE 2006 CROP WITH BRIX FACTORS AND PURCHASED TONNAGE, BY TYPE, VARIETY, REPORTING DISTRICT WHERE GROWN, AND WEIGHTED AVERAGE BASE PRICE.

District, Type, and Variety	Base Price Per Ton	Brix Factors	Tons
	Dollars	Code a/	

District, Type, and Variety	Base Price Per Ton	Brix Factors	Tons
	Dollars	Code a/	

DISTRICT 03 (Cont'd.)

Chardonnay * (Cont'd.)	1,000.00	024500	5.2
	1,000.00	027500	20.0
	1,000.24	000100	105.5
	1,050.00	017200	15.6
	1,070.00	000100	6.5
	1,070.84	000100	17.6
	1,084.49	000100	88.9
	1,100.00	000100	573.5
	1,100.00	053390	131.0
	1,113.51	017900	34.3
	1,150.00	055950	358.2
	1,164.97	000100	56.6
	1,194.26	000100	18.1
	1,200.00	000100	538.9
	1,200.00	008620	4.6
	1,200.00	013600	3.9
	1,200.00	017200	24.0
	1,200.00	017800	82.3
	1,200.00	022600	1.8
	1,205.20	000100	64.7
	1,250.00	000100	69.4
	1,300.00	000100	283.2
	1,300.00	007900	41.7
	1,300.00	017200	24.6
	1,300.00	020800	18.6
	1,300.00	022600	159.6
	1,300.00	024500	45.7
	1,329.28	000100	44.0
	1,334.06	000100	14.2
	1,350.00	000100	13.7
	1,350.00	017800	20.4
	1,350.00	024500	136.4
	1,350.00	052900	83.9
	1,362.93	000100	49.0
	1,371.25	000100	212.2
	1,373.14	000100	61.0
	1,400.00	000100	2,072.2
	1,400.00	017200	7.7
	1,400.00	017800	57.5
	1,400.00	018000	6.9
	1,400.00	019100	373.5
	1,400.00	021000	65.0
	1,400.00	024500	44.8
	1,400.00	032100	12.0
	1,403.06	000100	36.1
	1,422.56	019100	13.2
	1,422.56	019200	18.6
	1,422.64	000100	29.7
	1,424.39	000100	19.8
	1,425.00	019000	23.3
	1,425.00	023000	12.0
	1,433.11	000100	106.3
	1,440.00	046000	141.8
	1,450.00	000100	37.7
	1,450.00	017200	5.6
	1,450.00	017800	4.8
	1,450.00	024500	260.7
	1,450.00	053350	56.3
	1,457.53	000100	74.0
	1,475.00	000100	11.5
	1,500.00	000100	1,003.0
	1,500.00	013800	6.2
	1,500.00	017200	55.8
	1,500.00	017400	8.2
	1,500.00	017800	378.5
	1,500.00	020800	740.4
	1,500.00	021000	3.7
	1,500.00	024500	311.0
	1,504.48	000100	35.7
	1,510.00	017200	31.1
	1,525.00	000100	47.0
	1,536.69	000100	61.7
	1,545.45	000100	247.3
	1,550.00	000100	261.4
	1,550.00	024500	36.7
	1,550.00	052950	185.8
	1,563.66	008200	46.6
	1,574.78	019000	48.2

	1,575.00	000100	113.9
	1,575.00	017800	72.1
	1,575.00	020800	68.3
	1,581.96	000100	56.3
	1,583.00	000100	44.9
	1,583.00	002300	19.3
	1,583.09	000100	46.1
	1,583.20	000100	197.3
	1,583.20	028000	75.9
	1,583.49	000100	7.9
	1,583.56	009000	117.1
	1,583.66	000100	96.5
	1,583.66	013800	122.8
	1,584.00	000100	148.1
	1,584.00	013800	46.3
	1,584.00	017200	19.9
	1,585.00	017300	20.1
	1,590.00	000100	156.7
	1,592.00	000100	42.7
	1,592.34	000100	2,385.1
	1,592.34	013600	17.1
	1,592.34	017200	79.2
	1,592.54	000100	1,062.7
	1,592.54	020800	8.5
	1,592.54	021000	153.0
	1,600.00	000100	1,110.1
	1,600.00	017200	11.7
	1,600.00	017300	17.1
	1,600.00	017400	1.0
	1,600.00	017800	47.8
	1,600.00	020800	473.5
	1,600.00	024500	546.2
	1,608.47	000100	69.7
	1,609.57	000100	7.9
	1,620.00	000100	13.1
	1,625.00	000100	292.2
	1,625.00	017000	80.6
	1,625.00	024300	678.2
	1,625.00	024500	5.1
	1,640.00	024300	352.8
	1,640.11	017000	5.2
	1,643.30	017100	24.1
	1,646.04	000100	223.5
	1,650.00	000100	547.2
	1,650.00	017500	92.3
	1,650.00	020800	201.0
	1,650.00	024300	157.3
	1,650.00	024500	290.3
	1,662.36	000100	40.0
	1,662.84	000100	25.9
	1,664.05	020600	24.2
	1,671.96	000100	246.6
	1,671.96	013500	31.8
	1,671.96	017100	12.7
	1,671.96	017200	463.7
	1,671.96	021000	22.0
	1,672.17	017300	48.9
	1,675.00	000100	155.9
	1,675.00	024500	33.7
	1,675.13	000100	80.4
	1,680.00	000100	17.5
	1,685.00	024500	73.8
	1,700.00	000100	1,325.3
	1,700.00	017000	19.0
	1,700.00	017200	31.4
	1,700.00	017300	62.6
	1,700.00	018900	15.8
	1,700.00	019000	33.8
	1,700.00	020800	284.4
	1,700.00	021000	206.6
	1,700.00	024300	69.7
	1,700.00	024500	582.3
	1,701.76	020400	88.8
	1,710.00	000100	192.5
	1,715.00	018900	60.4
	1,724.19	000100	37.7
	1,725.00	000100	8.8
	1,739.50	000100	11.2
	1,741.00	024500	13.2
	1,741.33	000100	207.9

TABLE 8: BASE PRICE PAID TO GROWERS FOR GRAPES CRUSHED AND DELIVERED TO CALIFORNIA PROCESSORS FROM THE 2006 CROP WITH BRIX FACTORS AND PURCHASED TONNAGE, BY TYPE, VARIETY, REPORTING DISTRICT WHERE GROWN, AND WEIGHTED AVERAGE BASE PRICE.

District, Type, and Variety	Base Price Per Ton	Brix Factors	Tons
	Dollars	Code a/	

District, Type, and Variety	Base Price Per Ton	Brix Factors	Tons
	Dollars	Code a/	

DISTRICT 03 (Cont'd.)

Chardonnay * (Cont'd.)	1,741.50	000100	4.0
	1,741.50	021200	20.7
	1,741.52	000100	41.4
	1,742.00	024300	45.4
	1,742.03	000100	77.8
	1,748.14	000100	37.4
	1,750.00	000100	129.4
	1,750.00	007900	15.0
	1,750.00	009000	94.5
	1,750.00	017100	1,028.7
	1,750.00	019000	169.6
	1,750.00	020700	22.4
	1,750.00	020800	46.9
	1,750.00	024500	287.9
	1,751.57	000100	1,094.9
	1,751.57	013600	128.9
	1,751.79	017200	52.9
	1,752.00	017100	47.0
	1,765.95	000100	28.7
	1,773.35	000100	194.2
	1,775.00	021000	94.0
	1,775.00	021200	41.0
	1,777.98	008700	44.1
	1,781.29	000100	4.8
	1,800.00	000100	1,060.5
	1,800.00	008620	28.2
	1,800.00	013800	147.1
	1,800.00	017800	148.5
	1,800.00	020700	11.7
	1,800.00	020800	399.2
	1,800.00	021000	2.4
	1,800.00	024500	85.6
	1,800.00	026500	45.0
	1,800.00	066110	25.4
	1,800.39	000100	78.2
	1,810.22	007800	9.9
	1,818.00	000100	14.3
	1,818.00	013800	11.5
	1,820.48	000100	105.9
	1,820.68	000100	16.3
	1,825.00	017200	404.5
	1,831.19	000100	80.8
	1,831.19	017100	169.6
	1,831.19	017200	91.0
	1,831.19	017300	576.5
	1,847.80	000100	58.7
	1,850.00	000100	489.4
	1,850.00	009000	46.7
	1,850.00	024500	25.6
	1,851.87	000100	94.1
	1,872.02	000100	40.2
	1,875.00	000100	64.2
	1,900.00	000100	734.4
	1,900.00	017200	9.4
	1,900.00	047000	133.6
	1,900.39	000100	64.8
	1,910.58	000100	51.7
	1,922.98	000100	75.8
	1,925.00	021200	16.7
	1,930.23	000100	21.5
	1,930.38	000100	46.3
	1,950.00	000100	54.4
	1,950.00	013800	5.1
	1,950.00	017200	27.9
	1,962.21	000100	56.4
	1,964.00	000100	43.3
	1,974.26	000100	37.8
	1,981.18	000100	45.0
	2,000.00	000100	1,220.3
	2,000.00	007400	7.6
	2,000.00	009000	20.8
	2,000.00	009100	23.9
	2,000.00	013600	19.5
	2,000.00	013800	39.9
	2,000.00	014500	4.1
	2,000.00	016800	2.3
	2,000.00	017200	22.9
	2,000.00	018000	13.3

	2,000.00	020700	35.6
	2,000.00	021000	3.5
	2,000.00	024500	44.4
	2,000.00	025100	6.4
	2,011.00	000100	6.1
	2,011.35	000100	13.5
	2,014.00	024500	12.6
	2,015.78	000100	12.0
	2,015.78	013600	12.6
	2,032.23	000100	30.9
	2,034.03	043900	49.9
	2,036.10	017400	8.4
	2,050.00	000100	112.3
	2,070.00	000100	44.9
	2,098.54	000100	58.5
	2,100.00	000100	1,489.7
	2,100.00	017600	12.2
	2,100.00	021200	27.2
	2,100.00	022600	5.0
	2,100.00	024300	11.2
	2,100.00	024500	16.7
	2,111.94	000100	20.7
	2,113.88	017200	369.8
	2,155.70	000100	10.7
	2,174.41	000100	61.3
	2,200.00	000100	312.0
	2,200.00	013800	35.9
	2,200.00	014500	3.6
	2,200.00	017100	41.4
	2,200.00	018000	4.2
	2,200.00	018900	139.0
	2,200.00	024500	75.5
	2,250.00	000100	9.3
	2,262.77	017400	18.3
	2,294.05	017800	5.8
	2,294.61	018000	7.4
	2,300.00	000100	144.9
	2,300.00	014500	3.8
	2,300.00	024300	42.7
	2,300.00	024500	25.6
	2,325.00	000100	18.4
	2,332.40	000100	40.5
	2,343.58	000100	33.2
	2,350.00	021000	21.2
	2,365.00	002100	48.2
	2,400.00	000100	111.1
	2,400.00	013800	46.6
	2,400.00	018000	4.6
	2,400.00	021000	1.8
	2,400.00	024500	36.9
	2,400.00	026500	8.9
	2,440.00	000100	18.8
	2,450.00	000100	2.0
	2,496.71	000100	46.6
	2,500.00	000100	306.0
	2,500.00	013800	41.4
	2,500.00	017200	108.3
	2,500.00	017300	199.9
	2,500.00	017400	5.9
	2,500.00	017800	27.0
	2,500.00	018000	10.2
	2,500.00	019100	1.2
	2,500.00	020800	6.7
	2,500.00	021000	4.3
	2,500.00	022900	9.8
	2,500.00	024300	24.8
	2,500.00	024500	4.3
	2,514.00	000100	8.1
	2,561.28	018000	25.2
	2,600.00	000100	48.0
	2,651.06	018800	7.0
	2,651.06	019100	13.0
	2,700.00	018000	4.6
	2,750.00	000100	10.5
	2,750.00	021000	11.8
	2,778.67	000100	25.1
	2,800.00	000100	52.9
	2,800.00	018000	4.7
	2,800.00	023000	10.5
	2,825.00	000100	3.3

TABLE 8: BASE PRICE PAID TO GROWERS FOR GRAPES CRUSHED AND DELIVERED TO CALIFORNIA PROCESSORS FROM THE 2006 CROP WITH BRIX FACTORS AND PURCHASED TONNAGE, BY TYPE, VARIETY, REPORTING DISTRICT WHERE GROWN, AND WEIGHTED AVERAGE BASE PRICE.

District, Type, and Variety	Base Price Per Ton	Brix Factors	Tons	District, Type, and Variety	Base Price Per Ton	Brix Factors	Tons
	Dollars	Code a/			Dollars	Code a/	
DISTRICT 03 (Cont'd.)							
Chardonnay * (Cont'd.)	2,850.00	000100	11.7		1,400.00	021000	30.4
	2,900.00	000100	4.5		1,425.00	052500	2.3
	2,927.00	000100	24.6		1,500.00	000100	20.4
	3,000.00	000100	154.9		1,500.00	013400	64.8
	3,000.00	013800	24.4		1,550.00	000100	14.2
	3,000.00	017200	8.0		1,700.00	000100	1.1
	3,000.00	017800	26.3		1,700.00	003700	1.6
	3,000.00	018000	86.2		1,750.00	000100	1.9
	3,000.00	020800	6.8		1,750.00	020800	4.3
	3,000.00	023000	22.4		1,800.00	013400	15.2
	3,000.00	024500	6.8		1,900.00	030600	5.1
	3,000.00	025100	0.5		2,000.00	000100	5.0
	3,012.17	024500	18.8		2,000.00	013600	4.1
	3,030.51	019100	7.2		2,000.00	017200	5.4
	3,050.00	002000	18.1		2,050.00	000100	7.0
	3,092.00	000100	10.1		2,050.00	013400	4.4
	3,100.00	000100	3.0		3,500.00	031600	2.0
	3,200.00	000100	26.9	Wtd. Avg. Base & Total Tons	1,523.06		270.1
	3,200.00	020800	5.4	Gray Riesling *	808.00	029650	4.0
	3,200.00	021000	4.5		1,000.00	024500	13.5
	3,221.88	000100	19.9		1,278.27	024500	11.3
	3,244.00	000100	8.9		1,300.00	024500	17.5
	3,250.00	000100	18.7	Wtd. Avg. Base & Total Tons	1,164.72		46.3
	3,250.00	013800	8.5	Malvasia Bianca *	1,400.00	000100	18.5
	3,295.45	002000	8.8		1,650.00	000100	11.2
	3,296.00	000100	38.4		1,750.00	000100	27.3
	3,300.00	000100	3.1	Wtd. Avg. Base & Total Tons	1,616.75		57.0
	3,300.00	018000	2.6	Marsanne	1,964.00	013400	0.5
	3,395.28	000100	31.0		2,000.00	000100	9.1
	3,400.00	000100	18.1		2,000.00	017200	4.7
	3,425.00	017400	99.8		2,000.00	020800	0.5
	3,460.11	000100	49.1		2,000.00	027000	1.2
	3,500.00	000100	33.1		2,050.00	000100	26.0
	3,500.00	021000	5.1	Wtd. Avg. Base & Total Tons	2,030.52		42.0
	3,500.00	023000	4.3	Melon	1,926.47	017200	15.9
	3,672.00	000100	11.7	Wtd. Avg. Base & Total Tons	1,926.47		15.9
	3,750.00	018000	4.2	Muscat Blanc *	1,750.00	000100	1.5
	3,800.00	000100	6.0		1,850.00	000100	11.8
	3,800.00	021800	3.9		2,160.00	000100	0.2
	3,800.00	023000	18.2		2,165.00	000100	1.6
	3,900.00	024500	7.0		2,175.75	000100	0.9
	4,000.00	000100	69.7		2,200.00	017200	11.4
	4,000.00	013800	18.0	Wtd. Avg. Base & Total Tons	2,400.00	000100	0.3
	4,000.00	023000	11.8				
	4,000.00	024500	11.7	Wtd. Avg. Base & Total Tons	2,025.60		27.7
	4,100.00	000100	5.3	Muscat of Alexandria	3,000.00	000100	1.2
	4,100.00	024500	2.1	Wtd. Avg. Base & Total Tons	3,000.00		1.2
	4,500.00	000100	16.0	Palomino *	500.00	017300	6.4
	4,800.00	000100	1.0	Wtd. Avg. Base & Total Tons	500.00		6.4
	5,000.00	017800	22.0	Pinot Blanc	500.00	017600	12.8
	5,525.00	000100	14.5		1,500.00	019000	59.1
	8,202.00	013600	1.7		1,675.19	000100	126.6
Wtd. Avg. Base & Total Tons	1,725.85		42,438.7		1,750.00	000100	8.1
Chasselas Dore	1,300.00	011100	1.2		1,800.00	018900	12.5
Wtd. Avg. Base & Total Tons	1,300.00		1.2		1,890.00	013400	8.6
Chenin Blanc	525.00	000100	69.7		1,926.47	017200	45.6
	650.00	011100	26.4	Wtd. Avg. Base & Total Tons	2,000.00	000100	2.0
	725.00	008000	4.0				
Wtd. Avg. Base & Total Tons	565.96		100.1	Wtd. Avg. Base & Total Tons	1,641.50		275.3
French Colombard	312.57	000100	0.9	Pinot Gris *	1,250.00	000100	47.8
	525.00	000100	283.0		1,450.00	000100	20.5
	550.00	017000	3.5		1,600.00	000100	71.6
	600.00	000100	50.6		1,600.00	041700	53.1
	900.00	000100	14.3		1,604.71	010700	2.9
Wtd. Avg. Base & Total Tons	550.70		352.3				
Gewurztraminer	925.00	020600	10.9				
	1,250.00	000100	16.1				
	1,300.00	000100	1.9				
	1,369.00	017300	24.5				
	1,369.20	000100	27.5				

TABLE 8: BASE PRICE PAID TO GROWERS FOR GRAPES CRUSHED AND DELIVERED TO CALIFORNIA PROCESSORS FROM THE 2006 CROP WITH BRIX FACTORS AND PURCHASED TONNAGE, BY TYPE, VARIETY, REPORTING DISTRICT WHERE GROWN, AND WEIGHTED AVERAGE BASE PRICE.

District, Type, and Variety	Base Price Per Ton	Brix Factors	Tons	District, Type, and Variety	Base Price Per Ton	Brix Factors	Tons
	Dollars	Code a/			Dollars	Code a/	
DISTRICT 03 (Cont'd.)							
Pinot Gris * (Cont'd.)	1,607.73	000100	12.2		1,453.22	000100	131.0
	1,687.00	000100	1.7		1,485.00	009500	41.5
	1,700.00	000100	57.2		1,500.00	000100	547.1
	1,700.00	003700	3.5		1,500.00	013400	118.7
	1,700.00	017000	15.0		1,500.00	015300	71.4
	1,756.12	010900	6.3		1,500.00	017200	13.6
	1,756.66	000100	248.9		1,500.00	017400	2.2
	1,800.00	000100	130.7		1,500.00	017800	32.1
	1,800.00	002600	55.6		1,500.00	021000	5.1
	1,800.00	017200	12.5		1,500.00	030060	1.8
	1,964.00	000100	36.7		1,506.98	015700	36.0
	2,000.00	000100	37.8		1,516.48	000100	9.2
	2,000.00	017200	2.0		1,535.22	020800	214.1
	2,000.00	024500	10.4		1,550.00	000100	39.9
	2,050.00	000100	192.6		1,550.00	013600	17.2
	3,430.00	000100	6.6		1,570.83	000100	7.4
					1,578.74	000100	353.5
					1,578.74	013600	50.8
					1,587.34	000100	4.3
	Wtd. Avg. Base & Total Tons	1,794.95		1,025.6	1,588.71	000100	266.6
				1,600.00	000100	548.9	
Roussanne	1,970.00	019300	1.3	1,600.00	014500	11.3	
	2,000.00	017400	2.4	1,600.00	017000	20.4	
	2,000.00	020800	1.1	1,600.00	017400	1.8	
	2,000.00	027000	2.7	1,623.31	013600	10.1	
	2,050.00	000100	3.3	1,625.69	000100	100.7	
	2,500.00	000100	0.2	1,650.50	013400	271.3	
				1,650.50	017200	55.6	
				1,651.42	000100	7.9	
Wtd. Avg. Base & Total Tons	2,020.55		11.0	1,660.92	000100	107.5	
Sauvignon Blanc	350.00	000100	94.4	1,665.27	013400	44.5	
	1,000.00	000100	87.3	1,672.00	021000	72.6	
	1,000.00	013600	12.1	1,687.00	017400	1.3	
	1,000.00	017000	6.7	1,696.94	017400	14.4	
	1,000.00	024500	15.3	1,700.00	000100	31.3	
	1,054.15	000100	144.7	1,700.00	010900	37.5	
	1,065.51	000100	96.7	1,700.00	013600	38.5	
	1,100.00	000100	307.0	1,700.00	017000	6.9	
	1,111.00	000100	13.3	1,700.00	019100	5.0	
	1,200.00	000100	248.5	1,722.00	013600	10.0	
	1,200.00	011100	18.3	1,722.26	000100	21.4	
	1,200.00	017200	0.2	1,722.26	013400	63.3	
	1,200.00	020800	8.0	1,750.00	000100	12.8	
	1,200.00	024500	2.7	1,750.00	015800	13.9	
	1,225.05	017900	17.7	1,750.00	046000	21.5	
	1,249.23	020800	26.1	1,800.00	011100	0.6	
	1,250.00	019100	7.4	1,800.00	017200	5.7	
	1,292.68	000100	32.8	1,800.00	024500	2.3	
	1,300.00	000100	11.8	1,805.00	000100	7.2	
	1,300.00	017000	13.3	1,850.00	000100	31.2	
	1,350.00	000100	58.4	1,900.00	000100	42.8	
	1,350.00	009500	204.4	1,900.00	019100	2.7	
	1,375.00	000100	101.9	2,000.00	000100	21.6	
	1,400.00	000100	360.7	2,300.00	000100	7.7	
	1,400.00	016800	5.3	2,560.00	000100	10.5	
	1,400.00	017000	4.4	2,650.00	000100	12.6	
	1,400.00	020800	6.6	8,202.00	013600	0.3	
	1,400.00	028100	10.6				
	1,414.00	000100	125.0	Wtd. Avg. Base & Total Tons	1,448.94		8,644.0
	1,417.61	013400	8.6				
	1,417.61	019000	58.9	Sauvignon Musque	1,572.78	009500	21.5
	1,424.00	000100	19.1		1,600.22	000100	6.0
1,435.00	000100	58.4		1,600.22	013500	13.1	
1,435.22	000100	1,705.3		1,600.22	017200	54.6	
1,435.22	003650	2.2		1,600.22	020800	44.4	
1,435.22	013400	233.0		1,650.00	000100	17.0	
1,435.22	013600	34.3		1,800.00	000100	22.4	
1,435.22	019300	24.2		1,843.00	046000	20.8	
1,435.22	020800	140.6	Wtd. Avg. Base & Total Tons	1,649.17		199.8	
1,444.00	000100	1.5					
1,444.00	020800	96.7	Sauvignon Vert *	2,000.00	017400	0.4	
1,444.27	000100	55.7					
1,444.27	009500	285.5	Wtd. Avg. Base & Total Tons	2,000.00		0.4	
1,444.27	013200	4.5					
1,444.28	000100	29.3	Semillon	500.00	000100	3.4	
1,445.00	017400	5.4		1,200.00	000100	2.6	
1,450.00	000100	174.2		1,300.00	020800	4.8	
1,450.00	017300	6.0		1,400.00	000100	26.0	
1,450.00	020600	13.9		1,457.87	013400	1.6	
1,450.00	021000	6.0					

TABLE 8: BASE PRICE PAID TO GROWERS FOR GRAPES CRUSHED AND DELIVERED TO CALIFORNIA PROCESSORS FROM THE 2006 CROP WITH BRIX FACTORS AND PURCHASED TONNAGE, BY TYPE, VARIETY, REPORTING DISTRICT WHERE GROWN, AND WEIGHTED AVERAGE BASE PRICE.

District, Type, and Variety	Base Price Per Ton	Brix Factors	Tons	District, Type, and Variety	Base Price Per Ton	Brix Factors	Tons
	Dollars	Code a/			Dollars	Code a/	
DISTRICT 03 (Cont'd.)					2,835.00	000100	17.2
					2,850.00	025400	24.8
					2,857.00	000100	3.4
					3,500.00	017400	1.2
				Wtd. Avg. Base & Total Tons	2,206.26		455.7
				White Riesling *	667.00	000100	0.5
					1,200.00	000100	0.2
					1,500.00	000100	8.5
					1,650.00	000100	11.0
					2,045.04	000100	4.3
					2,310.00	013600	3.0
					2,351.80	017200	23.1
					2,789.33	000100	5.8
					6,901.84	011350	3.3
				Wtd. Avg. Base & Total Tons	2,353.06		59.7
				Other White b/	600.00	017400	0.9
					1,000.00	017400	1.1
					1,393.00	002600	10.2
					2,500.00	000100	1.0
				Wtd. Avg. Base & Total Tons	1,390.05		13.2
				WINE GRAPES (RED)			
				Aglianico	2,000.00	002600	16.3
				Wtd. Avg. Base & Total Tons	2,000.00		16.3
				Aleatico	1,973.00	000100	26.6
					2,150.00	000100	12.6
				Wtd. Avg. Base & Total Tons	2,029.89		39.2
				Alicante Bouschet *	1,200.00	017800	1.8
					1,600.00	056900	3.0
					2,000.00	000100	0.7
					2,283.30	000100	0.5
					2,500.00	017300	0.7
					2,904.00	017400	3.4
					3,000.00	024500	2.3
					3,200.00	000100	0.5
					3,386.00	000100	6.0
					3,386.00	024500	48.3
					3,400.00	000100	0.9
				Wtd. Avg. Base & Total Tons	3,179.81		68.1
				Barbera	2,000.00	000100	43.9
					2,050.00	000100	7.6
					2,300.00	000100	10.3
					2,500.00	002600	27.9
					2,550.00	024800	3.1
					2,600.00	000100	12.0
					2,787.64	000100	7.0
					5,840.00	000100	20.6
				Wtd. Avg. Base & Total Tons	2,837.93		132.4
				Cabernet Franc	755.00	024500	4.5
					1,000.00	017300	28.8
					1,000.00	025300	17.9
					1,200.00	021000	4.3
					1,400.00	000100	0.9
					1,400.00	019400	6.2
					1,400.00	066110	22.1
					1,500.00	000100	38.8
					1,500.00	024500	13.9
					1,500.00	024800	4.2
					1,500.00	027600	8.0
					1,550.00	017200	42.5
					1,700.00	000100	38.9
					1,800.00	000100	32.7
					1,880.12	000100	7.0
					1,900.00	000100	5.2
					1,900.00	020800	1.4
					2,000.00	000100	8.2

TABLE 8: BASE PRICE PAID TO GROWERS FOR GRAPES CRUSHED AND DELIVERED TO CALIFORNIA PROCESSORS FROM THE 2006 CROP WITH BRIX FACTORS AND PURCHASED TONNAGE, BY TYPE, VARIETY, REPORTING DISTRICT WHERE GROWN, AND WEIGHTED AVERAGE BASE PRICE.

District, Type, and Variety	Base Price Per Ton	Brix Factors	Tons
	Dollars	Code a/	

District, Type, and Variety	Base Price Per Ton	Brix Factors	Tons
	Dollars	Code a/	

DISTRICT 03 (Cont'd.)

Cabernet Franc (Cont'd.)	2,000.00	020800	9.8
	2,000.00	024500	4.0
	2,050.00	000100	3.1
	2,100.00	000100	15.9
	2,165.68	000100	21.7
	2,165.76	019100	12.4
	2,200.00	000100	9.3
	2,200.00	020800	29.7
	2,200.00	024500	10.2
	2,300.00	017400	3.2
	2,450.00	021000	0.2
	2,473.76	000100	2.3
	2,473.76	009150	9.1
	2,473.84	000100	24.7
	2,473.84	017800	28.8
	2,474.00	000100	4.9
	2,474.00	021200	0.7
	2,480.00	000100	31.7
	2,500.00	000100	20.0
	2,506.83	000100	12.7
	2,506.83	024500	5.9
	2,507.00	000100	2.4
	2,600.00	000100	2.1
	2,600.00	021000	2.8
	2,632.17	000100	8.2
	2,647.00	024500	0.9
	2,650.00	024800	8.6
	2,721.14	000100	63.4
	2,721.22	026900	4.5
	2,757.51	017300	22.5
	2,800.00	021000	5.6
	2,800.00	024500	0.9
	2,830.00	024500	71.1
	2,844.82	000100	14.9
	2,845.00	024500	18.9
	2,882.85	015700	21.8
	2,882.85	017200	75.4
	2,928.43	000100	23.8
	2,963.00	028100	5.5
	2,968.51	019100	12.5
	3,000.00	000100	0.2
	3,065.00	022900	11.7
	3,092.00	000100	4.4
	3,200.00	000100	8.6
	3,287.00	000100	8.1
	3,287.83	000100	6.0
	3,500.00	017200	2.2
	3,739.25	000100	7.0
	4,000.00	000100	2.0
	4,117.39	000100	20.9
	4,152.87	000100	4.6
	5,000.00	021500	5.2
	6,635.00	024500	3.7
Wtd. Avg. Base & Total Tons	2,395.21		996.2
Cabernet Sauvignon	50.00	021200	0.5
	300.00	021500	7.7
	400.00	000100	5.7
	500.00	000100	51.9
	500.00	021500	0.7
	525.00	000100	11.0
	750.00	000100	10.5
	750.00	024500	12.9
	755.00	027230	84.0
	765.00	000100	4.6
	808.00	000100	9.7
	900.00	000100	95.6
	1,000.00	000100	223.2
	1,000.00	017300	152.4
	1,000.00	019100	24.8
	1,000.00	019600	11.9
	1,000.00	021000	3.0
	1,000.00	024500	15.7
	1,000.00	053000	96.7
	1,000.00	053100	48.8
	1,000.00	057700	268.1
	1,000.00	062000	248.1

	1,100.00	000100	79.0
	1,100.00	017200	26.9
	1,100.00	017800	88.8
	1,100.00	053200	15.7
	1,100.00	057700	53.7
	1,156.00	000100	6.5
	1,200.00	000100	293.9
	1,200.00	024500	14.7
	1,300.00	000100	10.4
	1,300.00	024300	31.9
	1,350.00	000100	13.0
	1,350.00	024300	22.2
	1,400.00	000100	32.2
	1,450.00	000100	17.3
	1,500.00	000100	245.2
	1,500.00	017800	62.5
	1,500.00	019400	85.0
	1,500.00	027230	31.8
	1,500.00	061300	25.7
	1,500.00	066110	27.1
	1,525.00	024300	4.5
	1,540.00	000100	24.0
	1,550.00	000100	25.0
	1,600.00	000100	229.4
	1,600.00	021200	2.0
	1,600.00	024800	5.9
	1,650.00	024500	10.0
	1,660.00	000100	95.0
	1,698.00	024500	11.1
	1,700.00	000100	475.4
	1,700.00	024800	6.1
	1,725.00	000100	45.6
	1,750.00	000100	325.9
	1,750.00	066110	112.6
	1,800.00	000100	558.2
	1,800.00	017400	8.9
	1,800.00	024500	9.1
	1,800.00	025300	247.2
	1,817.60	000100	67.1
	1,834.00	017400	11.2
	1,850.00	000100	97.7
	1,850.00	017800	1.0
	1,850.00	024500	3.3
	1,852.00	000100	6.0
	1,900.00	000100	427.9
	1,900.00	020800	5.4
	1,900.00	024500	1.3
	1,900.00	027600	2.0
	1,900.00	047000	25.4
	1,923.43	000100	38.8
	1,927.16	000100	16.2
	1,943.93	000100	21.3
	1,950.00	000100	28.6
	1,959.48	000100	419.5
	1,998.48	000100	22.3
	2,000.00	000100	517.6
	2,000.00	017400	7.7
	2,000.00	017600	10.0
	2,000.00	017800	4.2
	2,000.00	020800	1.1
	2,000.00	021000	5.1
	2,000.00	021200	2.4
	2,000.00	022700	2.8
	2,000.00	024500	19.8
	2,001.71	000100	99.1
	2,019.73	000100	52.0
	2,050.00	000100	9.6
	2,074.74	021000	29.1
	2,090.00	000100	47.4
	2,100.00	000100	483.2
	2,100.00	017800	53.2
	2,100.00	021000	24.4
	2,100.00	024800	5.0
	2,100.00	066114	57.9
	2,101.00	000100	64.3
	2,140.89	019100	27.2
	2,148.66	019100	125.1
	2,150.00	000100	150.3
	2,175.00	000100	73.7
	2,200.00	000100	270.8

TABLE 8: BASE PRICE PAID TO GROWERS FOR GRAPES CRUSHED AND DELIVERED TO CALIFORNIA PROCESSORS FROM THE 2006 CROP WITH BRIX FACTORS AND PURCHASED TONNAGE, BY TYPE, VARIETY, REPORTING DISTRICT WHERE GROWN, AND WEIGHTED AVERAGE BASE PRICE.

District, Type, and Variety	Base Price Per Ton	Brix Factors	Tons	District, Type, and Variety	Base Price Per Ton	Brix Factors	Tons
	Dollars	Code a/			Dollars	Code a/	
DISTRICT 03 (Cont'd.)					2,536.00	000100	29.8
					2,549.00	020800	30.1
					2,555.00	000100	6.0
					2,555.00	024500	16.4
					2,555.16	000100	493.5
					2,555.16	017200	157.8
					2,565.00	000100	27.6
					2,568.75	066114	29.4
					2,578.39	000100	20.3
					2,593.00	000100	8.4
					2,593.43	000100	69.9
					2,600.00	000100	44.9
					2,600.00	025430	10.1
					2,609.00	000100	44.0
					2,622.68	017200	15.4
					2,631.25	066114	35.2
					2,637.32	017200	42.0
					2,650.00	000100	1.8
					2,650.00	024500	836.4
					2,651.06	000100	221.2
					2,651.06	015900	107.6
					2,651.06	017100	49.0
					2,651.06	017200	898.9
					2,651.06	017500	97.1
					2,651.06	019100	82.2
					2,651.06	019300	51.8
					2,651.06	020800	114.0
					2,670.13	000100	34.8
					2,671.00	024500	141.2
					2,671.16	000100	6.8
					2,671.30	000100	51.5
					2,671.30	025430	9.3
					2,687.50	066114	25.1
					2,698.67	017400	33.0
					2,700.00	000100	91.3
					2,700.00	024800	32.3
					2,750.00	017800	18.2
					2,766.32	017200	84.4
					2,781.32	017400	100.3
					2,787.00	024500	20.1
					2,787.30	000100	17.5
					2,787.44	000100	406.3
					2,787.44	017200	657.0
					2,787.44	019100	495.7
					2,800.00	000100	55.5
					2,800.00	013600	11.0
					2,800.00	021000	34.7
					2,800.00	021500	3.1
					2,800.00	022800	4.9
					2,800.00	028100	29.2
					2,812.00	024500	19.3
					2,834.00	000100	9.2
					2,860.00	024500	3.1
					2,877.25	000100	426.8
					2,900.00	004200	12.0
					2,900.00	020800	8.6
					2,900.83	021200	10.9
					2,904.00	000100	17.7
					2,922.75	000100	14.0
					2,934.80	024800	14.1
					2,937.77	000100	26.8
					3,000.00	000100	114.5
					3,000.00	002600	16.2
					3,000.00	017300	75.0
					3,000.00	019100	1.4
					3,000.00	020800	21.6
					3,000.00	021000	2.2
					3,000.00	021200	16.8
					3,000.00	024500	11.6
					3,000.00	025100	2.2
					3,000.00	026900	9.6
					3,019.73	000100	89.1
					3,045.53	022900	58.7
					3,068.00	024500	70.8
					3,135.87	000100	93.0
					3,154.01	000100	3.4
					3,200.00	000100	20.9
					3,227.00	026500	64.9
					3,244.00	000100	10.6
					3,251.85	026900	2.4

TABLE 8: BASE PRICE PAID TO GROWERS FOR GRAPES CRUSHED AND DELIVERED TO CALIFORNIA PROCESSORS FROM THE 2006 CROP WITH BRIX FACTORS AND PURCHASED TONNAGE, BY TYPE, VARIETY, REPORTING DISTRICT WHERE GROWN, AND WEIGHTED AVERAGE BASE PRICE.

District, Type, and Variety	Base Price Per Ton	Brix Factors	Tons
	Dollars	Code a/	

District, Type, and Variety	Base Price Per Ton	Brix Factors	Tons
	Dollars	Code a/	

DISTRICT 03 (Cont'd.)

Cabernet Sauvignon (Cont'd.)	3,261.00	000100	4.9
	3,261.15	000100	38.1
	3,300.00	000100	5.8
	3,300.00	024400	3.6
	3,300.00	026900	3.7
	3,400.00	000100	2.0
	3,465.00	000100	9.2
	3,500.00	017200	137.4
	3,500.00	017300	36.0
	3,500.00	021000	9.1
	3,500.00	024800	4.8
	3,500.00	025430	4.6
	3,750.00	000100	3.3
	3,796.27	026900	30.0
	4,000.00	000100	45.1
	4,000.00	017300	62.7
	4,000.00	017600	3.0
	4,000.00	017900	17.6
	4,000.00	024500	81.1
	4,000.00	025430	5.2
	4,200.00	000100	7.6
	4,200.00	024500	20.8
	4,250.00	017300	36.3
	4,500.00	000100	3.6
	4,658.00	024500	40.0
	5,483.63	021200	15.2
Wtd. Avg. Base & Total Tons	2,267.04		21,649.2
Carignane	800.00	021500	0.5
	900.00	000100	15.0
	1,100.00	000100	10.9
	1,200.00	000100	34.9
	1,200.00	017200	11.0
	1,200.00	021000	34.9
	1,400.00	056900	5.1
	1,450.00	000100	17.4
	1,475.00	022800	1.1
	1,500.00	000100	12.7
	1,500.00	002600	10.6
	1,500.00	017300	8.8
	1,600.00	027300	2.6
	1,800.00	000100	1.0
	1,826.97	000100	5.5
	1,888.61	020800	7.1
	1,950.00	017400	31.3
	2,000.00	000100	4.0
	2,000.00	021200	5.0
	2,100.00	000100	35.7
	2,121.00	000100	18.0
	2,200.00	025100	5.0
	2,400.00	000100	22.8
	2,490.67	000100	4.5
	2,500.00	002600	4.8
	2,500.00	017900	1.8
	2,558.00	000100	8.6
	2,600.00	000100	5.0
	2,600.00	017400	13.0
	3,000.00	000100	15.3
Wtd. Avg. Base & Total Tons	1,793.50		353.9
Carmenere	1,700.00	000100	5.2
Wtd. Avg. Base & Total Tons	1,700.00		5.2
Carmine	2,500.00	013100	1.9
Wtd. Avg. Base & Total Tons	2,500.00		1.9
Charbono	1,500.00	000100	5.9
Wtd. Avg. Base & Total Tons	1,500.00		5.9
Cinsaut *	1,800.00	021000	7.5
	2,200.00	000100	2.3
Wtd. Avg. Base & Total Tons	1,893.88		9.8

Counoise	1,750.00	017200	2.1
	1,800.00	000100	0.4
Wtd. Avg. Base & Total Tons	1,758.00		2.5
Dolcetto	1,500.00	000100	3.0
	1,600.00	000100	2.4
	1,650.00	066110	5.9
	1,700.00	000100	1.7
	1,700.00	025100	0.3
	2,000.00	000100	3.1
	2,000.00	020600	3.1
	3,943.00	000100	36.1
Wtd. Avg. Base & Total Tons	3,169.38		55.6
Early Burgundy	1,200.00	021200	5.6
Wtd. Avg. Base & Total Tons	1,200.00		5.6
Freisa	2,508.00	000100	5.4
Wtd. Avg. Base & Total Tons	2,508.00		5.4
Gamay (Napa) *	525.00	000100	5.2
	1,100.00	000100	12.3
	1,200.00	000100	1.6
Wtd. Avg. Base & Total Tons	951.83		19.1
Grenache *	1,600.00	024800	0.4
	2,000.00	000100	19.9
	2,000.00	021000	0.7
	2,200.00	000100	5.0
	2,200.00	013400	2.1
	2,400.00	000100	4.3
	2,400.00	023100	3.2
	2,400.58	000100	30.1
	2,455.08	024500	3.9
	2,477.00	013400	2.3
	2,526.00	025100	23.4
	2,526.93	021000	1.9
	2,527.00	000100	0.9
	2,562.96	000100	6.5
	2,675.00	000100	2.1
	2,700.00	000100	2.3
	2,750.00	014500	1.1
	2,765.00	017200	5.7
	3,000.00	000100	29.4
	3,000.00	028000	3.2
	3,473.00	000100	3.8
	3,500.00	017900	10.2
	3,774.00	024500	16.3
Wtd. Avg. Base & Total Tons	2,712.14		178.7
Malbec	755.00	026800	5.8
	900.00	000100	9.0
	1,000.00	017400	4.0
	1,000.00	019100	2.2
	1,500.00	019400	3.0
	1,600.00	000100	12.6
	1,700.00	000100	10.9
	1,700.00	019400	7.5
	1,800.00	000100	18.4
	1,900.00	020800	1.5
	2,050.00	000100	3.0
	2,200.00	000100	31.1
	2,200.00	024500	4.4
	2,300.00	000100	12.7
	2,400.00	000100	5.9
	2,435.00	000100	20.8
	2,450.00	021000	0.2
	2,473.00	000100	6.9
	2,473.39	000100	11.1
	2,473.39	017800	24.0
	2,496.00	000100	31.7
	2,496.31	000100	55.3
	2,496.31	024500	5.8

TABLE 8: BASE PRICE PAID TO GROWERS FOR GRAPES CRUSHED AND DELIVERED TO CALIFORNIA PROCESSORS FROM THE 2006 CROP WITH BRIX FACTORS AND PURCHASED TONNAGE, BY TYPE, VARIETY, REPORTING DISTRICT WHERE GROWN, AND WEIGHTED AVERAGE BASE PRICE.

District, Type, and Variety	Base Price Per Ton	Brix Factors	Tons	District, Type, and Variety	Base Price Per Ton	Brix Factors	Tons
	Dollars	Code a/			Dollars	Code a/	
DISTRICT 03 (Cont'd.)							
Malbec (Cont'd.)	2,496.31	024800	3.7		1,250.00	000100	100.8
	2,500.00	020800	5.0		1,300.00	000100	734.9
	2,572.00	024500	21.5		1,300.00	017200	40.2
	2,600.00	000100	36.7		1,300.00	021000	7.5
	2,621.13	017400	5.5		1,300.00	026500	47.3
	2,621.13	021000	15.3		1,300.00	027800	14.8
	2,660.00	024500	40.5		1,300.00	057800	44.4
	2,720.73	000100	120.5		1,300.00	066110	133.3
	2,720.73	026900	1.3		1,325.00	000100	65.7
	2,745.94	000100	13.3		1,333.73	017200	101.2
	2,800.00	000100	22.5		1,350.00	000100	67.0
	2,844.00	024500	2.3		1,350.00	062000	358.3
	2,870.34	000100	5.7		1,352.96	000100	447.0
	2,870.76	017200	62.9		1,380.74	019100	100.0
	3,000.00	000100	9.4		1,400.00	000100	337.3
	3,000.00	022700	20.9		1,400.00	020800	7.4
	3,092.00	000100	0.9		1,400.00	028100	14.6
	3,150.00	000100	7.8		1,400.00	066110	144.3
	3,500.00	017200	3.8		1,450.00	017200	1.5
					1,450.00	066110	215.7
					1,450.00	066112	43.8
					1,500.00	000100	284.1
Wtd. Avg. Base & Total Tons	2,510.56		687.3		1,500.00	024300	107.9
					1,500.00	024500	12.6
Mataro *	2,000.00	000100	10.5		1,500.00	058650	29.3
	2,145.47	000100	9.5		1,500.00	066110	66.1
	2,300.00	000100	4.7		1,523.63	000100	90.2
	2,300.00	017200	0.3		1,538.17	019100	299.6
	2,357.72	000100	4.4		1,591.72	000100	433.8
	2,400.00	023100	4.0		1,591.72	020800	25.6
	2,481.00	021200	7.0		1,591.72	021000	180.0
	2,481.81	000100	2.9		1,591.72	024500	31.0
	2,482.00	000100	2.0		1,591.73	017200	9.5
	2,490.67	000100	6.1		1,592.00	000100	227.4
	2,500.00	000100	0.4		1,600.00	000100	603.6
	2,500.00	017200	1.5		1,600.00	020800	25.4
	2,562.96	000100	3.9		1,600.00	024500	7.7
	2,800.00	000100	3.2		1,600.00	066110	119.9
	3,000.00	000100	4.1		1,603.00	000100	0.4
	3,000.00	025100	0.5		1,603.57	017800	44.2
	3,322.00	024500	2.6		1,603.80	000100	0.9
					1,603.82	000100	23.0
Wtd. Avg. Base & Total Tons	2,421.89		67.6		1,603.82	017000	40.4
					1,603.82	020600	47.9
Merlot	250.00	000100	2.3		1,604.00	000100	47.8
	300.00	000100	41.5		1,604.00	017200	15.6
	300.00	017800	42.3		1,639.47	017000	23.8
	400.00	000100	352.4		1,640.00	000100	10.3
	500.00	000100	16.7		1,645.97	019100	101.0
	500.00	021500	1.6		1,650.00	000100	207.9
	500.00	024500	5.7		1,650.00	024500	25.0
	600.00	017300	130.2		1,650.00	047000	32.7
	675.00	000100	33.9		1,650.00	066110	32.4
	750.00	000100	15.8		1,662.00	024500	16.9
	750.00	017800	22.8		1,671.30	000100	12.5
	750.00	024500	9.1		1,671.31	017200	25.1
	800.00	000100	28.0		1,671.31	019100	81.9
	900.00	000100	57.0		1,671.31	019300	16.6
	1,000.00	000100	652.7		1,671.31	021000	72.5
	1,000.00	017200	3.0		1,681.50	000100	137.3
	1,000.00	017800	42.4		1,691.72	058630	103.6
	1,000.00	021000	2.1		1,700.00	000100	509.7
	1,000.00	021500	90.8		1,700.00	011400	53.4
	1,000.00	024500	0.5		1,700.00	017200	27.1
	1,100.00	000100	85.9		1,700.00	017600	1.5
	1,100.00	017800	26.0		1,700.00	024500	27.4
	1,100.00	024500	1.7		1,742.40	000100	91.5
	1,100.00	038700	119.6		1,750.00	000100	118.2
	1,100.00	053600	32.9		1,750.00	017200	30.4
	1,100.00	062000	127.1		1,750.00	024500	4.6
	1,100.00	066110	340.2		1,750.00	024800	5.7
	1,100.00	066114	135.7		1,750.89	000100	705.1
	1,150.00	017800	201.6		1,750.89	017200	56.8
	1,159.75	017900	30.4		1,750.89	019100	32.2
	1,200.00	000100	186.9		1,751.00	000100	67.6
	1,200.00	024500	0.8		1,763.93	000100	51.8
	1,200.00	053200	55.1		1,763.93	021000	3.0
	1,200.00	057600	245.3		1,764.00	024500	39.6
	1,200.00	057700	179.5		1,764.20	000100	105.4
	1,200.00	058000	71.8		1,764.20	020800	22.3

TABLE 8: BASE PRICE PAID TO GROWERS FOR GRAPES CRUSHED AND DELIVERED TO CALIFORNIA PROCESSORS FROM THE 2006 CROP WITH BRIX FACTORS AND PURCHASED TONNAGE, BY TYPE, VARIETY, REPORTING DISTRICT WHERE GROWN, AND WEIGHTED AVERAGE BASE PRICE.

District, Type, and Variety	Base Price Per Ton	Brix Factors	Tons
	Dollars	Code a/	

District, Type, and Variety	Base Price Per Ton	Brix Factors	Tons
	Dollars	Code a/	

DISTRICT 03 (Cont'd.)

Merlot (Cont'd.)	1,765.58	000100	73.8
	1,780.24	053900	47.4
	1,791.72	000100	24.9
	1,800.00	000100	245.3
	1,800.00	017800	5.3
	1,800.00	020800	40.8
	1,800.00	021500	29.5
	1,800.00	024500	509.6
	1,800.00	066110	57.4
	1,830.00	000100	1.9
	1,830.48	000100	8.7
	1,830.48	017200	245.3
	1,830.48	017500	113.5
	1,830.48	020800	76.4
	1,833.25	000100	105.7
	1,841.74	000100	46.4
	1,844.00	024500	29.4
	1,844.39	000100	78.5
	1,844.39	025430	5.3
	1,850.00	000100	150.5
	1,869.00	024500	8.1
	1,891.31	000100	32.2
	1,892.00	024500	52.3
	1,900.00	000100	19.1
	1,900.00	002100	5.2
	1,900.00	024500	40.7
	1,900.00	066110	192.3
	1,911.00	000100	308.4
	1,924.00	024500	11.1
	1,924.58	000100	42.2
	1,924.58	019100	116.9
	1,940.00	066110	79.8
	1,950.00	000100	17.3
	1,966.00	000100	22.3
	1,975.00	020800	3.7
	1,995.68	000100	9.3
	2,000.00	000100	68.9
	2,000.00	013800	0.6
	2,000.00	017200	16.1
	2,000.00	017800	91.4
	2,000.00	021000	8.8
	2,000.00	021200	4.8
	2,000.00	022900	34.4
	2,000.00	024500	42.3
	2,000.00	056900	15.0
	2,004.00	000100	3.6
	2,005.00	000100	2.5
	2,034.40	000100	59.9
	2,050.00	000100	300.5
	2,065.82	000100	24.3
	2,084.00	000100	3.1
	2,085.00	024500	107.1
	2,100.00	066114	59.6
	2,136.91	000100	116.7
	2,159.77	000100	57.5
	2,165.00	000100	70.9
	2,178.00	000100	3.6
	2,178.61	000100	16.3
	2,200.00	000100	22.1
	2,203.55	000100	27.6
	2,228.00	026500	14.3
	2,245.35	000100	68.1
	2,250.00	000100	4.0
	2,330.00	000100	3.4
	2,400.00	025000	2.3
	2,500.00	000100	41.2
	2,500.00	019100	2.4
	2,500.00	021000	2.5
	2,500.00	021200	1.4
	2,600.00	021200	7.0
	2,659.58	000100	12.8
	2,800.00	000100	12.0
	2,800.00	024500	1.3
	3,000.00	025430	4.4
	3,200.00	024500	25.7
	3,322.93	000100	28.6
	3,669.00	024500	7.6

Wtd. Avg. Base & Total Tons	1,529.30		16,298.1
Meunier *	1,500.00	000100	1.1
	1,542.75	009100	13.3
	1,900.00	000100	7.9
	2,128.99	000100	252.4
	2,190.10	000100	14.0
	2,554.79	000100	26.2
	3,000.00	018000	3.5
	3,500.00	000100	5.5
Wtd. Avg. Base & Total Tons	2,166.97		323.9
Montepulciano	1,400.00	000100	1.0
	1,600.00	000100	0.7
	2,500.00	000100	2.9
Wtd. Avg. Base & Total Tons	2,123.91		4.6
Nebbiolo	1,400.00	000100	1.5
	2,050.00	000100	2.6
	3,300.00	019100	0.6
	19,000.00	000100	3.3
Wtd. Avg. Base & Total Tons	9,013.75		8.0
Petit Verdot	1,000.00	019100	1.9
	1,500.00	000100	1.9
	1,700.00	000100	13.3
	1,900.00	020800	1.3
	2,000.00	000100	1.4
	2,050.00	000100	0.5
	2,200.00	000100	19.1
	2,230.00	000100	15.5
	2,300.00	000100	1.1
	2,400.00	027500	2.3
	2,500.00	017400	4.0
	2,500.00	024300	0.5
	2,500.00	024500	6.0
	2,600.00	022700	1.2
	2,608.88	000100	46.4
	2,608.88	017200	2.3
	2,608.88	021000	20.1
	2,609.00	000100	2.2
	2,625.00	000100	6.2
	2,631.98	000100	3.0
	2,631.98	017800	20.1
	2,632.00	000100	1.5
	2,686.00	025430	6.1
	2,739.32	000100	1.6
	2,739.32	021000	10.1
	2,800.00	000100	0.7
	2,895.00	024500	6.0
	2,895.18	000100	8.3
	2,895.18	026900	3.5
	3,000.00	000100	5.8
	3,000.00	024500	18.6
	3,000.21	017200	9.2
	3,010.70	024800	5.7
	3,026.78	025430	3.1
	3,027.00	024500	13.5
	3,052.00	024500	7.6
	3,065.99	000100	2.7
	3,114.00	022900	0.7
	3,200.00	000100	0.1
	3,500.00	017200	2.0
	3,675.00	000100	9.0
	5,001.12	017400	3.0
Wtd. Avg. Base & Total Tons	2,674.17		289.1
Petite Sirah	800.00	021500	0.3
	900.00	000100	24.5
	1,000.00	017300	9.4
	1,300.00	025300	1.0
	1,600.00	000100	28.4
	1,600.00	024800	2.3
	1,700.00	000100	3.5
	1,700.00	019100	34.1
	1,800.00	000100	5.2

TABLE 8: BASE PRICE PAID TO GROWERS FOR GRAPES CRUSHED AND DELIVERED TO CALIFORNIA PROCESSORS FROM THE 2006 CROP WITH BRIX FACTORS AND PURCHASED TONNAGE, BY TYPE, VARIETY, REPORTING DISTRICT WHERE GROWN, AND WEIGHTED AVERAGE BASE PRICE.

District, Type, and Variety	Base Price Per Ton	Brix Factors	Tons
	Dollars	Code a/	

District, Type, and Variety	Base Price Per Ton	Brix Factors	Tons
	Dollars	Code a/	

DISTRICT 03 (Cont'd.)

Petite Sirah (Cont'd.)	1,800.00	019100	15.5
	1,800.00	024500	4.9
	1,900.00	000100	5.7
	1,949.86	000100	13.2
	2,000.00	000100	9.1
	2,000.00	002600	102.2
	2,000.00	017800	1.7
	2,000.00	020800	4.4
	2,000.00	022900	6.8
	2,000.00	025300	2.9
	2,100.00	021000	14.8
	2,146.00	000100	1.7
	2,200.00	000100	8.5
	2,200.00	017800	4.0
	2,200.00	022700	2.5
	2,200.00	024500	6.1
	2,250.00	024800	9.6
	2,293.95	000100	13.7
	2,293.95	020800	4.1
	2,300.00	000100	1.0
	2,300.00	027500	5.4
	2,300.00	066110	9.6
	2,347.00	000100	8.7
	2,347.00	021200	12.7
	2,347.00	024500	3.6
	2,347.47	000100	13.3
	2,347.47	017800	27.7
	2,347.99	000100	6.6
	2,350.00	019300	20.9
	2,350.00	021000	3.5
	2,350.00	027500	3.2
	2,400.00	000100	16.8
	2,400.00	017800	22.8
	2,400.00	024500	4.6
	2,400.00	028100	0.4
	2,408.65	017200	3.2
	2,450.00	000100	4.8
	2,500.00	000100	31.4
	2,500.00	017800	5.1
	2,500.00	017900	5.4
	2,500.00	021000	3.5
	2,500.00	024500	3.1
	2,500.00	066110	4.5
	2,550.00	000100	9.6
	2,580.69	000100	21.3
	2,582.00	024500	1.4
	2,582.22	000100	6.4
	2,596.59	066110	11.2
	2,600.00	000100	72.3
	2,600.00	014500	1.2
	2,600.00	017400	1.8
	2,600.00	024500	12.5
	2,637.90	000100	8.6
	2,667.19	000100	9.5
	2,669.00	000100	6.3
	2,700.00	000100	8.0
	2,700.00	017200	2.4
	2,700.00	020600	2.0
	2,700.00	028100	4.8
	2,700.19	023000	2.0
	2,725.00	000100	1.4
	2,800.00	000100	5.8
	2,800.00	028100	5.0
	2,800.00	029610	1.0
	2,850.00	000100	11.2
	2,850.00	017800	8.5
	3,000.00	000100	6.9
	3,000.00	002600	25.4
	3,000.00	020800	11.6
	3,000.00	021200	2.0
	3,100.00	022900	14.1
	3,196.88	000100	3.5
	3,306.89	000100	12.6
	3,360.00	000100	1.6
	3,500.00	017200	2.1
	3,757.92	000100	11.5
	3,774.00	024500	22.4
	5,000.00	002600	2.9

Wtd. Avg. Base & Total Tons	2,367.45		892.7
Pinot Noir	809.58	018000	32.8
	1,000.00	000100	10.8
	1,000.00	001000	154.6
	1,037.00	007800	4.5
	1,200.00	000100	51.2
	1,200.00	017800	90.0
	1,200.00	024300	9.1
	1,200.00	024500	2.2
	1,200.00	024800	5.9
	1,300.00	000100	164.5
	1,400.00	024500	13.2
	1,450.00	066110	59.4
	1,500.00	000100	78.0
	1,500.00	002600	39.5
	1,500.00	017300	7.1
	1,500.00	021000	8.1
	1,500.00	024500	48.1
	1,500.00	062000	24.5
	1,500.00	066110	43.0
	1,522.21	008620	51.9
	1,550.00	024500	12.3
	1,563.67	000100	81.9
	1,575.00	008620	286.9
	1,597.00	013600	25.8
	1,600.00	000100	140.4
	1,600.00	017800	22.0
	1,600.00	020800	30.1
	1,650.00	024500	512.3
	1,671.00	000100	21.2
	1,675.00	024500	58.5
	1,691.96	017800	5.1
	1,700.00	002600	70.5
	1,700.00	017800	178.8
	1,700.00	024500	13.8
	1,727.00	000100	45.1
	1,728.88	000100	18.4
	1,750.00	024500	15.4
	1,800.00	000100	299.5
	1,800.00	009000	59.0
	1,815.00	000100	82.1
	1,818.00	000100	4.9
	1,818.00	017200	5.3
	1,845.00	000100	92.2
	1,850.00	017800	146.1
	1,850.00	024500	49.1
	1,850.00	026500	42.6
	1,854.64	000100	140.9
	1,900.00	000100	106.9
	1,900.00	002600	19.5
	1,900.00	017800	198.5
	1,900.00	020800	4.7
	1,900.00	024500	178.7
	1,900.00	027600	23.3
	1,900.00	064960	26.0
	1,902.00	000100	17.0
	1,950.00	000100	58.6
	2,000.00	000100	340.6
	2,000.00	007800	20.7
	2,000.00	017200	32.4
	2,000.00	017800	8.8
	2,000.00	024500	150.1
	2,050.00	000100	69.7
	2,050.95	000100	200.5
	2,072.12	000100	18.8
	2,078.93	017200	54.0
	2,080.00	000100	16.6
	2,093.69	020800	48.1
	2,100.00	000100	223.2
	2,100.00	002600	214.7
	2,100.00	018000	21.6
	2,100.00	020800	56.5
	2,100.00	024500	131.7
	2,125.00	027600	58.8
	2,128.99	000100	248.4
	2,129.00	017300	17.8
	2,131.78	000100	2,069.3
	2,131.78	021200	5.2

TABLE 8: BASE PRICE PAID TO GROWERS FOR GRAPES CRUSHED AND DELIVERED TO CALIFORNIA PROCESSORS FROM THE 2006 CROP WITH BRIX FACTORS AND PURCHASED TONNAGE, BY TYPE, VARIETY, REPORTING DISTRICT WHERE GROWN, AND WEIGHTED AVERAGE BASE PRICE.

District, Type, and Variety	Base Price Per Ton	Brix Factors	Tons
	Dollars	Code a/	

District, Type, and Variety	Base Price Per Ton	Brix Factors	Tons
	Dollars	Code a/	

DISTRICT 03 (Cont'd.)

Pinot Noir (Cont'd.)	2,132.00	000100	15.4
	2,150.00	000100	19.1
	2,150.28	000100	18.2
	2,158.89	000100	4.9
	2,159.00	000100	5.7
	2,159.00	017300	47.9
	2,159.49	000100	99.2
	2,159.49	017800	42.9
	2,160.00	000100	0.8
	2,162.00	000100	2.1
	2,195.60	007800	42.3
	2,198.14	000100	20.0
	2,200.00	000100	152.6
	2,200.00	002600	14.7
	2,200.00	007600	24.5
	2,200.00	010900	33.5
	2,200.00	017200	13.8
	2,200.00	020800	21.7
	2,200.00	024500	43.0
	2,205.00	000100	59.3
	2,210.00	000100	0.8
	2,227.71	000100	11.3
	2,235.44	020800	154.9
	2,250.00	000100	73.9
	2,250.00	017800	15.5
	2,250.00	024500	10.9
	2,250.00	025100	12.0
	2,250.00	027600	56.6
	2,274.00	000100	148.4
	2,278.58	005600	5.5
	2,278.58	024500	69.2
	2,286.00	000100	7.8
	2,291.66	000100	86.2
	2,294.00	000100	23.4
	2,294.00	014100	48.1
	2,300.00	000100	229.2
	2,300.00	019100	5.4
	2,300.00	020800	10.4
	2,300.00	021200	2.0
	2,300.00	024300	10.0
	2,300.00	024500	334.2
	2,300.00	027600	3.3
	2,310.00	000100	5.6
	2,311.67	000100	80.9
	2,323.00	000100	8.2
	2,341.89	000100	89.8
	2,341.89	020800	19.8
	2,341.90	000100	49.3
	2,341.99	000100	254.6
	2,344.96	000100	330.2
	2,344.96	017200	43.8
	2,350.00	000100	55.7
	2,350.00	021000	36.6
	2,350.00	024500	20.9
	2,350.00	038700	14.7
	2,357.49	000100	19.4
	2,359.00	000100	12.6
	2,374.78	021000	92.1
	2,375.00	000100	12.0
	2,375.44	000100	48.3
	2,375.44	009000	350.7
	2,377.66	000100	27.1
	2,377.66	023100	41.0
	2,399.00	000100	6.2
	2,400.00	000100	123.7
	2,400.00	002500	3.0
	2,400.00	002600	45.1
	2,400.00	020800	76.7
	2,400.00	022900	14.9
	2,400.00	024500	139.6
	2,400.00	025100	6.0
	2,450.00	002600	5.2
	2,450.00	020900	56.3
	2,451.55	000100	231.7
	2,453.82	021800	11.2
	2,475.00	000100	24.5
	2,475.66	022900	37.9
	2,483.41	000100	82.9

	2,484.00	000100	46.3
	2,485.00	000100	1.0
	2,493.70	000100	13.0
	2,500.00	000100	829.5
	2,500.00	002600	73.5
	2,500.00	013500	109.4
	2,500.00	017200	44.2
	2,500.00	017400	5.2
	2,500.00	019200	19.8
	2,500.00	020800	150.5
	2,500.00	021000	2.4
	2,500.00	021200	10.0
	2,500.00	021500	0.9
	2,500.00	024500	114.5
	2,500.00	066114	140.6
	2,520.00	000100	10.5
	2,530.00	000100	1.7
	2,550.00	058100	39.4
	2,554.79	000100	283.2
	2,574.07	000100	10.3
	2,576.00	023000	7.5
	2,590.00	017800	40.6
	2,591.39	003100	209.0
	2,600.00	000100	165.8
	2,600.00	002600	104.8
	2,600.00	013800	3.9
	2,600.00	017200	11.9
	2,600.00	017800	5.9
	2,600.00	022900	4.6
	2,600.00	024500	5.7
	2,638.80	018000	5.0
	2,650.00	002600	39.7
	2,650.00	020800	15.3
	2,650.00	024500	84.1
	2,672.00	000100	29.3
	2,700.00	000100	257.9
	2,700.00	001700	8.3
	2,700.00	002600	10.2
	2,700.00	017200	12.8
	2,700.00	019100	543.4
	2,700.00	020800	8.1
	2,700.00	021000	18.7
	2,700.00	024500	56.4
	2,700.00	066110	8.6
	2,702.64	000100	33.7
	2,720.00	024500	27.5
	2,750.00	000100	21.4
	2,750.00	021500	8.8
	2,750.00	022900	38.7
	2,750.00	024300	7.4
	2,750.00	024500	108.3
	2,750.00	025100	11.1
	2,750.00	026500	12.6
	2,753.00	002600	6.8
	2,767.68	000100	124.0
	2,775.00	007800	79.5
	2,788.00	000100	20.9
	2,800.00	000100	689.4
	2,800.00	017400	2.5
	2,800.00	018000	14.6
	2,800.00	021000	5.2
	2,800.00	021200	92.6
	2,800.00	024500	10.1
	2,800.00	025100	3.7
	2,844.00	017800	17.4
	2,849.89	000100	18.4
	2,850.00	000100	53.0
	2,850.00	018000	14.9
	2,850.00	022900	62.8
	2,850.00	024500	2.3
	2,885.00	000100	14.9
	2,900.00	000100	11.3
	2,900.00	024500	83.1
	2,900.00	025100	14.4
	2,908.28	021000	66.5
	2,926.12	017400	73.6
	2,950.00	022900	49.7
	2,970.00	000100	1.0
	2,970.99	000100	54.8
	3,000.00	000100	770.6

TABLE 8: BASE PRICE PAID TO GROWERS FOR GRAPES CRUSHED AND DELIVERED TO CALIFORNIA PROCESSORS FROM THE 2006 CROP WITH BRIX FACTORS AND PURCHASED TONNAGE, BY TYPE, VARIETY, REPORTING DISTRICT WHERE GROWN, AND WEIGHTED AVERAGE BASE PRICE.

District, Type, and Variety	Base Price Per Ton	Brix Factors	Tons	District, Type, and Variety	Base Price Per Ton	Brix Factors	Tons
	Dollars	Code a/			Dollars	Code a/	
DISTRICT 03 (Cont'd.)							
Pinot Noir (Cont'd.)	3,000.00	001700	6.3		3,500.00	021000	35.3
	3,000.00	002600	30.1		3,500.00	021500	3.0
	3,000.00	008700	16.1		3,500.00	021800	11.2
	3,000.00	014000	1.3		3,500.00	022900	22.8
	3,000.00	017000	1.0		3,500.00	023000	16.4
	3,000.00	017400	3.5		3,500.00	024500	3.1
	3,000.00	017800	23.5		3,500.00	024800	8.0
	3,000.00	018000	27.3		3,500.00	025100	70.3
	3,000.00	020800	82.3		3,500.00	027000	30.1
	3,000.00	021000	8.7		3,500.00	027600	4.1
	3,000.00	022900	126.7		3,511.00	021200	9.8
	3,000.00	024300	15.1		3,517.00	023000	21.0
	3,000.00	024500	174.0		3,571.00	000100	14.7
	3,000.00	025100	42.4		3,579.45	000100	21.6
	3,000.00	026500	22.5		3,600.00	000100	49.6
	3,000.00	027000	3.1		3,600.00	001700	2.8
	3,000.00	027600	1.1		3,600.00	018000	9.1
	3,000.00	028000	8.9		3,600.00	024500	4.7
	3,024.91	022900	16.9		3,600.00	024800	23.3
	3,025.49	000100	7.3		3,642.00	017200	22.7
	3,061.09	000100	11.4		3,655.03	000100	6.0
	3,063.00	020800	2.0		3,700.00	000100	13.5
	3,064.00	000100	13.6		3,716.00	000100	67.5
	3,065.75	000100	62.0		3,719.01	000100	12.1
	3,074.00	000100	6.8		3,731.71	022900	10.3
	3,100.00	000100	9.6		3,750.00	000100	10.7
	3,100.00	020800	8.8		3,800.00	000100	92.4
	3,100.00	021000	23.8		3,800.00	018000	10.0
	3,100.00	024500	20.9		3,800.00	021200	8.5
	3,150.00	000100	67.8		3,800.00	024500	10.2
	3,150.00	022900	8.2		3,800.00	025100	4.1
	3,150.00	062000	12.8		3,835.00	002600	4.1
	3,151.27	018000	16.7		3,850.00	014000	7.3
	3,200.00	000100	209.1		3,850.00	017400	4.0
	3,200.00	020800	37.4		3,855.24	020800	257.9
	3,200.00	025100	20.0		3,880.06	018000	25.0
	3,205.00	000100	35.8		3,900.00	000100	4.1
	3,218.00	000100	54.0		3,900.00	024500	87.7
	3,218.00	021000	23.2		3,907.68	000100	20.0
	3,218.00	022900	6.2		3,920.00	002100	37.9
	3,238.34	018000	19.3		4,000.00	000100	254.4
	3,240.00	024500	4.6		4,000.00	002600	10.7
	3,250.00	019100	13.5		4,000.00	013800	5.0
	3,250.00	020300	6.6		4,000.00	017200	15.2
	3,250.00	020800	3.8		4,000.00	017400	28.6
	3,250.00	070440	8.5		4,000.00	019100	17.0
	3,296.00	000100	36.0		4,000.00	020800	12.9
	3,300.00	000100	27.9		4,000.00	021200	12.1
	3,300.00	021000	0.9		4,000.00	023000	43.6
	3,300.00	021200	3.9		4,000.00	024500	19.4
	3,300.00	024500	39.9		4,000.00	025100	12.1
	3,300.00	026500	37.0		4,020.00	000100	3.6
	3,300.00	056900	55.5		4,062.00	023000	4.4
	3,310.00	000100	110.3		4,125.00	000100	3.2
	3,335.00	000100	8.9		4,154.35	000100	46.1
	3,350.00	000100	4.6		4,167.00	000100	10.4
	3,350.11	018000	19.3		4,200.00	020800	11.7
	3,391.00	021200	4.0		4,231.00	000100	13.3
	3,391.38	000100	68.6		4,300.00	000100	6.5
	3,400.00	000100	73.8		4,500.00	000100	13.1
	3,400.00	021000	35.9		4,500.00	017400	13.8
	3,400.00	021200	2.9		4,500.00	018000	3.0
	3,400.00	021500	2.0		4,500.00	025300	3.2
	3,400.00	024500	13.7		4,602.86	000100	3.5
	3,400.00	025100	19.1		4,750.00	000100	5.6
	3,435.00	000100	17.0		4,770.99	022900	15.8
	3,480.00	000100	2.5		4,800.00	000100	7.7
	3,483.00	024500	6.9		5,000.00	018000	9.1
	3,484.32	022900	20.1		5,000.00	022900	20.1
	3,490.00	000100	3.0		5,000.00	025100	28.0
	3,491.00	000100	14.8		5,045.87	022900	10.4
	3,500.00	000100	405.2		5,050.50	022900	7.9
	3,500.00	011100	20.4		5,370.00	017800	13.5
	3,500.00	017200	4.3		5,921.00	000100	14.0
	3,500.00	017400	2.0		6,000.00	000100	4.4
	3,500.00	018000	163.9		6,300.00	000100	2.3
	3,500.00	019400	3.0		8,202.00	013600	39.0
	3,500.00	020800	14.3		10,288.07	020800	4.9
				Wtd. Avg. Base & Total Tons	2,509.32		23,061.5

TABLE 8: BASE PRICE PAID TO GROWERS FOR GRAPES CRUSHED AND DELIVERED TO CALIFORNIA PROCESSORS FROM THE 2006 CROP WITH BRIX FACTORS AND PURCHASED TONNAGE, BY TYPE, VARIETY, REPORTING DISTRICT WHERE GROWN, AND WEIGHTED AVERAGE BASE PRICE.

District, Type, and Variety	Base Price Per Ton	Brix Factors	Tons	District, Type, and Variety	Base Price Per Ton	Brix Factors	Tons
	Dollars	Code a/			Dollars	Code a/	
DISTRICT 03 (Cont'd.)							
Pinotage	2,341.89	000100	3.5		1,687.00	020800	4.3
					1,700.00	000100	36.3
					1,700.00	020800	43.8
					1,700.00	066110	45.2
Wtd. Avg. Base & Total Tons	2,341.89		3.5		1,750.00	017300	8.6
					1,800.00	000100	31.8
Refosco *	1,000.00	000100	0.6		1,800.00	017200	4.6
					1,800.00	066110	9.5
					1,816.67	000100	19.2
Wtd. Avg. Base & Total Tons	1,000.00		0.6		1,887.38	013600	0.6
					1,895.47	058650	38.1
Sangiovese *	525.00	000100	67.3		1,900.00	000100	38.0
	1,000.00	000100	4.6		1,900.00	020800	13.0
	1,000.00	017300	43.1		1,900.00	021500	4.8
	1,400.00	000100	2.0		1,900.00	024500	198.2
	1,480.00	000100	39.1		1,950.00	000100	73.3
	1,500.00	000100	13.9		1,977.00	000100	125.2
	1,500.00	026700	2.0		1,978.02	000100	37.9
	1,600.00	000100	62.4		2,000.00	000100	118.9
	1,650.00	000100	0.9		2,000.00	002600	7.2
	1,700.00	000100	5.7		2,000.00	017200	26.0
	1,797.84	000100	14.9		2,000.00	017300	9.2
	1,798.00	000100	3.3		2,000.00	020800	5.0
	1,800.00	000100	56.8		2,000.00	021000	8.5
	1,850.00	000100	18.7		2,000.00	021200	1.8
	1,900.00	000100	3.1		2,000.00	024500	24.6
	1,900.36	000100	1.5		2,000.00	024800	0.8
	2,000.00	000100	9.4		2,000.00	025100	3.8
	2,000.00	002600	15.5		2,000.00	027600	5.4
	2,000.00	020800	1.7		2,050.00	000100	355.1
	2,000.00	024300	4.5		2,050.00	066110	110.0
	2,000.00	024500	13.6		2,066.00	017200	49.6
	2,001.03	017400	26.8		2,081.00	000100	20.0
	2,050.00	000100	33.3		2,081.00	017200	21.3
	2,200.00	000100	6.1		2,081.00	021200	16.8
	2,300.00	000100	1.6		2,081.00	024500	3.9
	2,300.00	017600	1.8		2,081.04	000100	1.9
	2,300.00	024800	2.7		2,100.00	000100	69.0
	2,307.00	000100	64.4		2,100.00	026500	8.0
	2,363.49	000100	8.0		2,100.00	028000	3.9
	2,500.00	021200	3.5		2,145.00	000100	7.6
	2,600.00	000100	11.2		2,145.07	026700	15.1
	2,800.00	000100	10.7		2,145.47	000100	168.7
	3,000.00	002600	44.6		2,145.47	020800	15.0
	3,000.00	020800	4.3		2,145.47	021000	3.1
	4,000.00	000100	39.8		2,145.47	021200	1.6
					2,150.00	000100	3.8
Wtd. Avg. Base & Total Tons	1,924.10		642.8		2,152.50	000100	13.4
					2,193.00	000100	6.7
Syrah *	250.00	000100	20.8		2,193.72	000100	5.2
	500.00	000100	1.0		2,200.00	000100	108.7
	700.00	024500	1.4		2,200.00	014000	33.2
	800.00	017800	41.3		2,200.00	017300	11.8
	975.00	000100	6.7		2,200.00	024500	7.5
	1,000.00	000100	7.2		2,200.00	024800	5.0
	1,000.00	020800	5.2		2,207.00	000100	15.5
	1,000.00	021000	1.5		2,245.00	022900	1.0
	1,100.00	000100	155.2		2,245.47	058630	51.6
	1,100.00	017200	6.3		2,250.00	000100	40.6
	1,200.00	000100	30.9		2,250.00	017200	10.4
	1,200.00	014500	7.6		2,250.00	017400	9.0
	1,200.00	021200	3.0		2,252.74	017400	30.7
	1,200.00	024500	7.2		2,289.16	000100	51.7
	1,250.00	000100	25.1		2,300.00	000100	20.5
	1,300.00	000100	73.3		2,300.00	018000	12.1
	1,350.00	017600	2.4		2,300.00	066114	42.7
	1,400.00	000100	22.8		2,350.00	000100	5.2
	1,400.00	019300	20.4		2,350.00	066114	27.4
	1,400.00	020800	2.0		2,360.02	000100	36.7
	1,500.00	000100	33.5		2,360.02	019100	28.0
	1,500.00	017200	13.6		2,360.02	020800	8.9
	1,500.00	017400	0.4		2,360.02	027800	33.1
	1,500.00	017800	3.0		2,393.00	000100	7.0
	1,500.00	019200	2.4		2,393.00	024500	49.3
	1,500.00	064250	1.8		2,400.00	000100	37.2
	1,550.00	024500	8.7		2,400.00	017300	3.3
	1,600.00	000100	15.2		2,400.00	024500	29.7
	1,600.00	021200	9.2		2,413.65	000100	74.8
	1,600.00	024800	4.1		2,421.35	019200	24.3
	1,609.10	000100	34.7		2,460.67	000100	40.6
	1,650.00	000100	23.2				

TABLE 8: BASE PRICE PAID TO GROWERS FOR GRAPES CRUSHED AND DELIVERED TO CALIFORNIA PROCESSORS FROM THE 2006 CROP WITH BRIX FACTORS AND PURCHASED TONNAGE, BY TYPE, VARIETY, REPORTING DISTRICT WHERE GROWN, AND WEIGHTED AVERAGE BASE PRICE.

District, Type, and Variety	Base Price Per Ton	Brix Factors	Tons	District, Type, and Variety	Base Price Per Ton	Brix Factors	Tons
	Dollars	Code a/			Dollars	Code a/	
DISTRICT 03 (Cont'd.)					5,000.00	000100	15.4
					5,441.00	014400	8.3
Syrah * (Cont'd.)	2,467.29	000100	8.4	Wtd. Avg. Base & Total Tons	2,231.22		4,588.4
	2,497.25	000100	1.8	Tannat	1,500.00	000100	0.9
	2,500.00	000100	125.7		1,600.67	066110	6.6
	2,500.00	017600	3.1		1,602.19	000100	0.8
	2,500.00	018000	3.9		2,000.00	000100	0.8
	2,500.00	021000	12.3		2,500.00	024500	3.4
	2,500.00	021500	6.5	Wtd. Avg. Base & Total Tons	1,863.69		12.5
	2,500.00	025100	1.9	Tempranillo *	1,400.00	000100	0.9
	2,500.00	027800	6.0		1,800.00	000100	0.9
	2,500.00	028100	6.7	Wtd. Avg. Base & Total Tons	1,600.00		1.8
	2,550.00	021000	17.6	Teroldego	2,328.00	000100	13.4
	2,562.96	000100	11.4	Wtd. Avg. Base & Total Tons	2,328.00		13.4
	2,575.00	066114	23.7	Tinta Cao	2,500.00	000100	1.3
	2,581.25	066114	6.0		8,029.00	000100	0.7
	2,591.00	000100	5.8	Wtd. Avg. Base & Total Tons	4,435.15		2.0
	2,597.46	021800	10.0	Zinfandel *	200.00	022000	3.6
	2,600.00	000100	31.4		300.00	021500	0.6
	2,600.00	018000	7.1		400.00	007200	4.3
	2,600.00	021000	3.0		500.00	000100	6.4
	2,600.00	024500	4.1		500.00	024500	5.1
	2,615.58	000100	24.4		600.00	017200	7.9
	2,700.00	000100	21.5		600.00	017300	61.4
	2,705.00	000100	3.0		800.00	000100	12.8
	2,705.35	000100	3.7		900.00	000100	72.5
	2,709.84	000100	13.7		1,000.00	000100	1.4
	2,714.40	000100	42.8		1,000.00	017300	1.4
	2,724.00	000100	11.3		1,000.00	025300	0.8
	2,750.00	000100	38.9		1,100.00	000100	7.0
	2,750.00	014500	4.0		1,200.00	000100	1.6
	2,750.00	017400	18.4		1,200.00	019100	12.9
	2,750.00	027000	7.7		1,250.00	022800	3.1
	2,789.34	000100	6.1		1,300.00	025300	9.5
	2,800.00	000100	121.8		1,300.00	028450	2.6
	2,800.00	014500	2.3		1,344.65	017400	10.2
	2,800.00	017800	0.8		1,350.00	024300	9.7
	2,800.00	021000	6.8		1,400.00	000100	38.5
	2,800.00	021500	6.8		1,450.00	000100	183.6
	2,800.00	024300	4.9		1,500.00	000100	104.9
	2,800.00	025100	8.9		1,500.00	017400	18.0
	2,800.00	027500	4.4		1,500.00	024500	7.3
	2,803.00	000100	11.2		1,500.00	026110	20.5
	2,850.00	000100	14.1		1,500.00	027600	0.9
	2,850.00	025100	4.4		1,500.00	062000	31.1
	2,870.28	000100	15.2		1,507.74	024600	139.1
	2,870.34	000100	64.8		1,600.00	000100	181.5
	2,870.35	000100	20.0		1,600.00	017800	11.4
	2,891.00	000100	7.7		1,600.00	024800	10.0
	2,900.00	000100	5.9		1,632.00	024600	79.2
	2,900.00	021500	4.0		1,673.00	000100	6.1
	3,000.00	000100	106.7		1,693.00	024600	144.2
	3,000.00	002600	9.1		1,695.14	000100	11.4
	3,000.00	017300	34.5		1,700.00	000100	148.6
	3,000.00	017800	29.8		1,700.00	017400	27.4
	3,000.00	020800	15.4		1,700.00	019100	54.6
	3,000.00	021200	2.6		1,700.00	024500	8.7
	3,000.00	021500	26.7		1,700.00	025300	20.8
	3,000.00	025100	6.1		1,750.00	000100	46.0
	3,078.00	000100	5.0		1,750.00	025300	4.4
	3,200.00	000100	20.3		1,759.00	000100	1.0
	3,200.00	025100	2.4		1,765.00	000100	50.6
	3,211.00	023000	12.6		1,775.00	024600	56.8
	3,227.00	026500	11.8		1,800.00	000100	131.0
	3,287.56	000100	4.5		1,800.00	017400	13.3
	3,375.00	000100	14.7		1,800.00	019100	23.5
	3,443.00	000100	11.1		1,800.00	024500	15.7
	3,473.00	000100	7.4		1,800.00	025300	2.5
	3,477.50	000100	6.8		1,850.00	024500	28.0
	3,500.00	018000	1.6		1,850.00	030350	4.5
	3,500.00	021000	4.2				
	3,500.00	024500	20.7				
	3,500.00	025400	25.9				
	3,800.00	011400	3.6				
	4,000.00	000100	36.7				
	4,000.00	025100	28.1				
	4,186.00	000100	14.4				
	4,500.00	000100	1.5				
	4,500.00	028000	8.4				
	4,700.00	028000	4.3				

TABLE 8: BASE PRICE PAID TO GROWERS FOR GRAPES CRUSHED AND DELIVERED TO CALIFORNIA PROCESSORS FROM THE 2006 CROP WITH BRIX FACTORS AND PURCHASED TONNAGE, BY TYPE, VARIETY, REPORTING DISTRICT WHERE GROWN, AND WEIGHTED AVERAGE BASE PRICE.

District, Type, and Variety	Base Price Per Ton	Brix Factors	Tons
	Dollars	Code a/	

District, Type, and Variety	Base Price Per Ton	Brix Factors	Tons
	Dollars	Code a/	

DISTRICT 03 (Cont'd.)

Zinfandel * (Cont'd.)	1,871.00	024600	50.5
	1,900.00	000100	633.5
	1,900.00	019100	36.9
	1,900.00	026800	7.5
	1,918.80	000100	42.4
	1,950.00	027600	3.1
	2,000.00	000100	468.2
	2,000.00	017200	2.6
	2,000.00	017800	126.5
	2,000.00	020800	55.6
	2,000.00	021000	39.6
	2,000.00	021200	0.9
	2,000.00	021500	0.3
	2,000.00	022900	2.2
	2,000.00	024500	77.2
	2,000.00	024600	437.2
	2,000.00	025300	10.5
	2,000.00	026110	10.7
	2,000.00	027500	14.4
	2,000.00	027600	45.2
	2,000.00	061300	22.7
	2,034.00	000100	207.6
	2,048.00	000100	27.8
	2,050.00	000100	50.6
	2,050.00	066110	57.2
	2,070.00	000100	46.8
	2,100.00	000100	14.5
	2,100.00	002200	46.5
	2,100.00	017200	15.4
	2,100.00	020800	12.5
	2,100.00	021000	117.6
	2,100.00	027600	6.6
	2,100.00	027800	10.7
	2,106.00	024500	3.7
	2,141.00	024600	49.1
	2,150.00	000100	106.2
	2,150.00	021000	28.4
	2,169.14	000100	56.7
	2,191.21	000100	74.1
	2,191.33	019100	71.7
	2,200.00	000100	298.0
	2,200.00	014550	5.5
	2,200.00	017200	0.7
	2,200.00	017400	9.0
	2,200.00	017800	32.7
	2,200.00	021000	49.0
	2,200.00	021200	3.0
	2,200.00	022800	3.5
	2,200.00	024500	20.8
	2,200.00	024600	39.1
	2,200.00	025100	3.8
	2,200.00	026800	3.8
	2,200.00	027500	3.5
	2,220.61	019100	41.5
	2,240.00	017300	40.2
	2,240.93	019100	69.7
	2,250.00	000100	68.3
	2,250.00	017400	19.5
	2,273.00	027000	4.0
	2,280.75	000100	6.2
	2,281.00	021200	73.8
	2,281.16	000100	5.6
	2,283.00	000100	138.0
	2,283.00	027500	14.0
	2,283.30	000100	74.4
	2,283.30	017400	16.6
	2,283.30	017800	149.4
	2,283.30	020800	3.7
	2,283.30	025430	5.6
	2,300.00	000100	239.8
	2,300.00	002200	15.5
	2,300.00	020800	10.7
	2,300.00	021200	4.2
	2,300.00	022700	2.1
	2,300.00	022900	7.2
	2,300.00	024500	3.2
	2,300.00	025400	1.0
	2,300.00	027500	11.7

	2,300.00	066110	13.0
	2,306.00	024500	2.0
	2,306.54	000100	274.4
	2,306.54	020800	217.2
	2,306.54	024500	9.6
	2,306.54	025100	22.5
	2,307.00	000100	19.9
	2,310.00	000100	8.9
	2,315.18	000100	2.9
	2,320.00	002200	45.3
	2,337.19	000100	33.4
	2,350.00	000100	20.5
	2,350.00	017200	11.8
	2,350.00	021500	1.9
	2,350.00	027500	29.6
	2,358.89	000100	4.1
	2,381.00	000100	48.9
	2,381.00	017200	24.7
	2,400.00	000100	57.0
	2,400.00	017400	9.4
	2,400.00	024500	114.1
	2,400.00	024800	5.3
	2,400.00	026130	3.9
	2,400.00	027560	3.1
	2,422.00	024500	7.0
	2,448.00	024500	142.8
	2,450.00	000100	60.3
	2,450.00	024500	105.0
	2,451.12	000100	9.1
	2,469.00	000100	13.4
	2,490.67	000100	48.5
	2,499.90	066110	33.2
	2,500.00	000100	684.9
	2,500.00	017200	152.6
	2,500.00	017400	40.5
	2,500.00	017800	20.4
	2,500.00	017900	30.3
	2,500.00	020800	11.3
	2,500.00	021000	23.3
	2,500.00	021500	6.4
	2,500.00	022800	5.3
	2,500.00	024500	121.3
	2,500.00	024600	42.2
	2,500.00	025100	1.4
	2,500.00	027000	7.4
	2,500.00	027500	3.7
	2,500.00	028100	4.9
	2,500.00	029125	8.9
	2,500.00	066110	59.4
	2,508.00	000100	30.9
	2,511.00	000100	4.1
	2,511.52	020900	4.7
	2,511.52	022800	16.2
	2,511.63	000100	7.5
	2,511.63	018000	28.4
	2,525.00	000100	56.0
	2,532.00	019100	1.4
	2,537.19	000100	38.6
	2,543.62	000100	42.9
	2,597.78	000100	21.8
	2,600.00	000100	136.4
	2,600.00	014500	10.7
	2,600.00	019400	13.0
	2,600.00	024500	47.4
	2,650.00	000100	10.5
	2,650.00	021200	3.5
	2,652.52	000100	122.4
	2,700.00	000100	193.0
	2,700.00	017400	4.2
	2,700.00	017800	21.4
	2,700.00	020800	13.0
	2,700.00	021200	4.6
	2,700.00	024500	6.0
	2,700.00	025100	14.7
	2,700.00	025430	9.8
	2,700.00	026500	4.7
	2,700.00	031600	5.0
	2,720.93	000100	5.6
	2,750.00	000100	2.0
	2,750.00	024500	84.6

TABLE 8: BASE PRICE PAID TO GROWERS FOR GRAPES CRUSHED AND DELIVERED TO CALIFORNIA PROCESSORS FROM THE 2006 CROP WITH BRIX FACTORS AND PURCHASED TONNAGE, BY TYPE, VARIETY, REPORTING DISTRICT WHERE GROWN, AND WEIGHTED AVERAGE BASE PRICE.

District, Type, and Variety	Base Price Per Ton	Brix Factors	Tons
	Dollars	Code a/	

District, Type, and Variety	Base Price Per Ton	Brix Factors	Tons
	Dollars	Code a/	

DISTRICT 03 (Cont'd.)

Zinfandel * (Cont'd.)	2,750.00	025430	9.6
	2,769.91	000100	1.1
	2,778.77	000100	33.1
	2,784.09	000100	14.5
	2,795.48	000100	27.6
	2,799.26	000100	23.1
	2,800.00	000100	53.2
	2,800.00	014100	5.1
	2,800.00	021000	4.1
	2,800.00	021200	0.7
	2,800.00	021500	3.8
	2,800.00	024500	16.1
	2,800.00	025100	3.7
	2,800.00	025300	3.6
	2,800.00	025400	1.1
	2,800.00	027600	10.2
	2,800.00	028100	7.5
	2,800.00	029610	0.5
	2,834.88	000100	18.8
	2,850.00	030600	1.7
	2,854.00	022800	5.9
	2,854.13	024500	12.6
	2,863.00	027000	3.5
	2,883.18	021200	2.3
	2,898.41	000100	42.7
	2,900.00	000100	15.4
	2,900.00	019400	11.0
	2,950.00	000100	2.6
	2,965.00	024600	67.4
	2,988.90	025430	76.4
	3,000.00	000100	82.4
	3,000.00	014100	7.4
	3,000.00	020800	16.1
	3,000.00	021000	40.1
	3,000.00	021200	0.5
	3,000.00	022800	7.1
	3,000.00	024500	60.2
	3,000.00	024600	113.2
	3,000.00	025430	7.7
	3,000.00	067920	7.0
	3,025.00	000100	7.5
	3,045.00	024600	29.0
	3,074.00	000100	28.3
	3,085.00	024500	17.3
	3,196.99	000100	32.3
	3,200.00	000100	12.8
	3,200.00	024500	3.0
	3,248.98	000100	63.4
	3,300.00	000100	5.5
	3,300.00	024600	36.6
	3,335.92	000100	16.2
	3,350.24	018000	30.3
	3,360.00	000100	39.1
	3,360.00	019400	10.0
	3,360.00	024500	17.3
	3,360.00	025300	7.1
	3,360.00	026700	6.8
	3,386.00	024500	15.4
	3,400.00	000100	8.2
	3,409.09	000100	7.7
	3,500.00	000100	4.7
	3,500.00	014100	6.2
	3,500.00	017200	3.4
	3,500.00	025100	0.3
	3,500.00	027600	5.7
	3,508.00	024600	12.6
	3,540.25	027600	24.5
	3,558.90	024500	37.2
	3,600.00	024600	51.6
	3,720.47	000100	17.3
	3,746.00	000100	29.7
	3,770.00	024500	30.8
	3,772.39	000100	24.9
	3,773.19	000100	19.6
	3,774.00	024500	55.8
	3,800.00	024600	7.9
	4,000.00	000100	184.7
	4,000.00	002600	5.2

	4,000.00	024500	11.6
	4,000.00	025100	10.4
	4,185.05	020800	45.0
	4,500.00	000100	5.1

Wtd. Avg. Base & Total Tons 2,305.68 11,850.1

Other Red b/	1,500.00	000100	1.8
	1,797.50	000100	4.8
	1,800.00	000100	25.3
	2,200.00	000100	2.1
	2,400.00	000100	8.4
	2,500.00	017400	19.2
	2,750.00	017400	21.7
	2,800.00	017400	16.9
	3,770.00	017400	22.0
	3,773.19	000100	9.0

Wtd. Avg. Base & Total Tons 2,694.68 131.2

DISTRICT 04

WINE GRAPES (WHITE)

Chardonnay *	375.00	009100	23.4
	500.00	000100	8.9
	900.00	019500	106.0
	1,000.00	000100	30.7
	1,200.00	000100	23.5
	1,200.00	014500	3.4
	1,200.00	058630	94.5
	1,225.00	000100	5.2
	1,262.50	000100	11.9
	1,300.00	070100	107.8
	1,313.00	000100	10.0
	1,350.00	070100	174.2
	1,400.00	007900	125.0
	1,400.00	061600	45.8
	1,450.00	000100	18.5
	1,493.54	000100	24.0
	1,500.00	000100	33.8
	1,500.00	009000	6.2
	1,500.00	019100	102.1
	1,500.00	061600	31.4
	1,592.34	000100	71.8
	1,597.89	008700	48.6
	1,600.00	000100	163.1
	1,600.00	007900	266.6
	1,600.00	020800	20.5
	1,605.00	007900	73.8
	1,635.26	007900	55.6
	1,650.00	000100	30.0
	1,650.00	017400	11.0
	1,668.03	007900	119.3
	1,675.51	007900	17.6
	1,679.99	000100	218.7
	1,688.00	019100	0.4
	1,700.00	000100	15.1
	1,700.00	007900	139.9
	1,700.00	061600	127.1
	1,750.00	002200	296.1
	1,750.00	007900	99.1
	1,761.05	007900	59.5
	1,764.64	000100	100.9
	1,800.00	000100	161.0
	1,800.00	007900	66.6
	1,800.00	009000	34.3
	1,800.00	013600	7.9
	1,800.00	013800	2.0
	1,800.00	017200	2.2
	1,800.00	021000	18.6
	1,800.00	024500	4.5
	1,804.15	007900	22.8
	1,850.00	000100	54.1
	1,864.28	000100	26.6
	1,869.63	000100	42.6
	1,875.07	000100	131.9
	1,882.63	000100	7.9
	1,898.10	000100	73.7
	1,900.00	000100	553.9

TABLE 8: BASE PRICE PAID TO GROWERS FOR GRAPES CRUSHED AND DELIVERED TO CALIFORNIA PROCESSORS FROM THE 2006 CROP WITH BRIX FACTORS AND PURCHASED TONNAGE, BY TYPE, VARIETY, REPORTING DISTRICT WHERE GROWN, AND WEIGHTED AVERAGE BASE PRICE.

District, Type, and Variety	Base Price Per Ton	Brix Factors	Tons
	Dollars	Code a/	

District, Type, and Variety	Base Price Per Ton	Brix Factors	Tons
	Dollars	Code a/	

DISTRICT 04 (Cont'd.)

Chardonnay * (Cont'd.)	1,900.00	014000	47.4
	1,900.00	017400	5.7
	1,900.00	036800	16.2
	1,907.51	000100	34.8
	1,910.04	000100	26.7
	1,920.91	000100	65.8
	1,979.04	000100	79.0
	1,979.24	000100	47.2
	1,990.09	000100	17.0
	1,995.07	000100	31.2
	1,998.35	000100	50.8
	2,000.00	000100	642.5
	2,000.00	009000	0.5
	2,000.00	013600	7.2
	2,000.00	017200	14.4
	2,000.00	020800	1.3
	2,000.00	021000	10.5
	2,000.00	024500	16.2
	2,001.62	000100	20.8
	2,001.90	000100	82.5
	2,004.58	000100	5.4
	2,050.00	000100	184.3
	2,058.97	000100	20.4
	2,083.41	000100	68.3
	2,085.31	000100	121.7
	2,086.38	000100	136.1
	2,086.38	017200	18.6
	2,089.18	000100	83.2
	2,090.00	000100	7.5
	2,096.44	000100	58.5
	2,097.90	000100	29.3
	2,100.00	000100	22.1
	2,100.00	020800	9.6
	2,111.63	000100	368.6
	2,111.63	017400	3.1
	2,111.73	017600	22.4
	2,111.94	000100	127.9
	2,112.00	000100	3.4
	2,112.00	017400	9.8
	2,118.00	000100	39.3
	2,134.22	000100	197.2
	2,150.00	000100	127.8
	2,150.00	020800	17.5
	2,155.70	000100	252.8
	2,175.69	000100	75.0
	2,182.00	017200	19.1
	2,182.72	060440	24.4
	2,186.00	000100	5.8
	2,186.25	013800	13.1
	2,190.70	000100	100.1
	2,197.14	000100	11.4
	2,200.00	000100	410.1
	2,200.00	013800	6.3
	2,200.00	019100	12.7
	2,200.00	022800	52.8
	2,200.00	067995	6.5
	2,224.29	000100	105.5
	2,250.00	000100	150.4
	2,267.18	017600	24.9
	2,270.24	000100	62.0
	2,272.01	000100	20.6
	2,293.19	000100	40.1
	2,293.84	000100	77.2
	2,295.02	000100	51.4
	2,297.01	000100	58.2
	2,298.25	019100	29.9
	2,300.00	000100	128.4
	2,300.00	019000	22.1
	2,303.27	000100	12.3
	2,307.24	000100	61.0
	2,323.04	000100	125.7
	2,328.00	000100	11.2
	2,333.57	000100	68.4
	2,340.00	020800	22.0
	2,350.00	000100	96.2
	2,398.11	000100	27.8
	2,399.34	000100	68.3
	2,400.00	000100	665.8

	2,400.00	002200	3.1
	2,400.00	019100	10.8
	2,400.00	021000	15.6
	2,400.00	022800	14.8
	2,428.49	020800	17.4
	2,428.73	013800	19.4
	2,440.00	063500	14.8
	2,467.00	000100	19.5
	2,483.37	000100	15.3
	2,500.00	000100	238.3
	2,500.00	021000	9.9
	2,502.37	000100	8.5
	2,503.66	000100	33.2
	2,518.91	019500	584.2
	2,533.96	000100	28.5
	2,534.22	017600	87.2
	2,534.22	017800	33.9
	2,535.38	000100	34.0
	2,550.00	000100	13.0
	2,557.52	000100	122.4
	2,566.44	000100	68.6
	2,573.82	000100	6.9
	2,582.32	019100	37.7
	2,600.00	000100	264.9
	2,600.00	009100	26.2
	2,624.74	017600	51.8
	2,630.19	017200	64.9
	2,639.51	017200	97.2
	2,639.81	017600	287.8
	2,639.81	017800	5.2
	2,640.00	000100	10.6
	2,648.67	000100	209.6
	2,660.00	000100	101.8
	2,672.05	000100	10.8
	2,676.94	000100	28.9
	2,681.97	000100	58.0
	2,700.00	000100	164.4
	2,700.00	013800	15.5
	2,710.90	000100	7.3
	2,746.38	000100	35.3
	2,746.38	013800	18.3
	2,750.00	000100	12.2
	2,750.00	017600	26.2
	2,800.00	000100	127.6
	2,800.00	014500	7.7
	2,800.00	064330	38.9
	2,808.00	000100	19.6
	2,815.17	000100	9.8
	2,850.00	000100	17.5
	2,850.84	000100	14.2
	2,900.00	000100	12.1
	2,900.00	025100	2.8
	2,905.06	000100	157.0
	2,996.05	000100	25.6
	3,000.00	000100	391.7
	3,000.00	024500	12.4
	3,000.00	029125	1.0
	3,087.00	000100	11.1
	3,100.00	002200	3.1
	3,100.00	013800	2.5
	3,200.00	000100	82.0
	3,300.00	000100	59.5
	3,300.00	013800	18.7
	3,400.00	000100	65.8
	3,488.98	000100	8.9
	3,500.00	000100	41.9
	3,606.60	000100	55.8
	3,750.00	024500	17.5
	3,772.56	000100	6.1
	4,000.00	000100	37.3
	4,000.00	013800	22.4
	4,296.37	000100	10.1
	4,500.00	013800	7.9
	6,500.00	017400	36.7
Wtd. Avg. Base & Total Tons	2,197.95		14,209.9
Chenin Blanc	425.00	011100	107.2
	660.60	000100	47.8

TABLE 8: BASE PRICE PAID TO GROWERS FOR GRAPES CRUSHED AND DELIVERED TO CALIFORNIA PROCESSORS FROM THE 2006 CROP WITH BRIX FACTORS AND PURCHASED TONNAGE, BY TYPE, VARIETY, REPORTING DISTRICT WHERE GROWN, AND WEIGHTED AVERAGE BASE PRICE.

District, Type, and Variety	Base Price Per Ton	Brix Factors	Tons	District, Type, and Variety	Base Price Per Ton	Brix Factors	Tons
	Dollars	Code a/			Dollars	Code a/	
DISTRICT 04 (Cont'd.)							
Chenin Blanc (Cont'd.)	750.00	017000	9.1		1,200.00	019100	38.3
Wtd. Avg. Base & Total Tons	511.65		164.1		1,250.00	000100	27.9
Flora	1,968.07	000100	43.4		1,356.84	019000	3.5
Wtd. Avg. Base & Total Tons	1,968.07		43.4		1,436.65	019000	18.0
Gewurztraminer	1,050.00	000100	11.3		1,465.00	000100	9.5
Wtd. Avg. Base & Total Tons	1,135.44		15.8		1,496.94	000100	12.7
Malvasia Bianca *	909.00	000100	2.8		1,500.00	000100	160.6
Wtd. Avg. Base & Total Tons	909.00		2.8		1,516.47	019000	18.0
Marsanne	1,600.00	000100	8.4		1,575.00	000100	4.0
Wtd. Avg. Base & Total Tons	2,777.36		31.8		1,596.28	019000	133.0
Muscat Blanc *	1,457.12	000100	10.3		1,600.00	000100	452.8
	1,480.74	000100	5.3		1,600.00	009400	3.2
	1,550.00	000100	2.8		1,600.00	010100	19.9
	1,800.00	000100	10.5		1,600.00	013600	62.1
	1,800.00	017900	5.4		1,600.00	014000	11.8
	2,000.00	002200	3.5		1,600.00	014500	26.7
	2,303.00	000100	2.2		1,616.00	000100	48.8
Wtd. Avg. Base & Total Tons	1,697.07		40.0		1,617.23	000100	27.3
Pinot Blanc	1,173.89	000100	17.4		1,625.00	000100	19.7
Wtd. Avg. Base & Total Tons	1,624.69		38.3		1,629.37	000100	22.7
Pinot Gris *	1,700.00	000100	18.4		1,650.00	000100	397.1
	1,742.77	000100	38.5		1,654.07	000100	68.6
	1,766.62	007900	34.1		1,676.06	019000	41.6
	1,800.00	014500	0.3		1,695.45	000100	437.4
	1,850.00	000100	72.5		1,696.00	013600	80.4
	1,863.00	014000	8.8		1,696.94	000100	93.7
	1,863.81	014000	16.4		1,700.00	000100	853.5
	1,900.00	000100	15.3		1,700.00	017200	7.5
	1,900.00	007900	97.2		1,710.00	000100	42.2
	1,915.23	020700	18.7		1,710.00	000100	42.2
	1,947.79	014000	32.7		1,711.00	021000	20.0
	2,000.00	017400	16.6		1,711.15	000100	207.3
	2,000.00	024800	1.2		1,717.00	000100	30.5
	2,047.31	000100	6.5		1,725.00	000100	52.8
	2,051.00	000100	31.0		1,746.94	000100	62.7
	2,088.03	000100	5.0		1,750.00	000100	174.4
	2,115.00	014000	4.4		1,773.79	000100	82.3
	2,184.00	000100	21.9		1,785.00	000100	184.7
	2,211.00	000100	8.2		1,788.41	000100	48.9
	2,211.00	014000	24.3		1,796.94	000100	33.8
	2,250.00	000100	11.0		1,800.00	000100	107.2
	2,250.00	014000	18.8		1,800.00	011300	5.2
	2,251.01	014000	175.0		1,800.00	014500	10.5
	2,295.02	014000	40.4		1,800.00	017000	4.3
Wtd. Avg. Base & Total Tons	2,034.47		717.2		1,800.00	017200	11.9
Ribolla Gialla *	2,250.00	014000	6.5		1,808.82	019000	26.4
Wtd. Avg. Base & Total Tons	2,250.00		6.5		1,811.00	000100	13.4
Roussanne	6,500.00	000100	1.3		1,811.15	000100	248.4
Wtd. Avg. Base & Total Tons	6,500.00		1.3		1,840.84	000100	10.7
Sauvignon Blanc	800.00	000100	1.7		1,850.00	000100	234.3
	858.50	000100	8.5		1,850.00	014500	18.8
	1,000.00	014000	16.1		1,850.00	017000	9.3
	1,100.00	017800	65.8		1,850.00	017200	13.7
	1,200.00	000100	54.0		1,869.26	000100	36.5
					1,872.67	000100	39.4
					1,875.00	000100	30.1
					1,882.27	000100	132.9
					1,890.00	000100	25.0
					1,900.00	000100	42.9
					1,900.00	014500	1.0
					1,900.00	019000	112.1
					1,902.08	000100	9.9
					1,911.15	000100	93.7
					1,939.20	000100	46.2
					1,950.00	000100	33.1
					1,952.00	000100	4.8
					1,969.46	000100	5.4
					1,980.00	000100	11.8
					1,980.05	000100	9.0
					2,000.00	000100	134.0
					2,000.00	022700	4.7
					2,053.00	000100	11.3
					2,053.38	000100	26.1
					2,054.00	000100	19.0
					2,090.00	000100	44.1
					2,100.00	000100	63.3
					2,150.00	000100	10.9
					2,185.00	000100	4.0
					2,200.00	000100	25.6
					2,200.00	010100	7.0
					2,300.00	010100	4.5

TABLE 8: BASE PRICE PAID TO GROWERS FOR GRAPES CRUSHED AND DELIVERED TO CALIFORNIA PROCESSORS FROM THE 2006 CROP WITH BRIX FACTORS AND PURCHASED TONNAGE, BY TYPE, VARIETY, REPORTING DISTRICT WHERE GROWN, AND WEIGHTED AVERAGE BASE PRICE.

District, Type, and Variety	Base Price Per Ton	Brix Factors	Tons
	Dollars	Code a/	

District, Type, and Variety	Base Price Per Ton	Brix Factors	Tons
	Dollars	Code a/	

DISTRICT 04 (Cont'd.)

Sauvignon Blanc (Cont'd.)	2,334.89	000100	5.9
	2,341.05	000100	7.6
	2,341.76	000100	33.5
	2,400.00	000100	40.8
	2,400.00	017400	28.2
	2,500.00	013600	6.9
	2,600.00	000100	3.5
	2,707.43	000100	9.8
	3,500.00	013600	33.8
Wtd. Avg. Base & Total Tons	1,745.90		6,058.4
Sauvignon Musque	858.50	000100	8.8
	1,600.00	000100	14.2
	1,700.00	000100	21.9
	1,800.00	000100	18.3
	1,891.00	021000	82.3
	2,000.00	000100	6.8
	2,090.00	000100	12.3
	2,334.89	000100	15.2
	2,800.00	000100	1.2
Wtd. Avg. Base & Total Tons	1,846.58		181.0
Sauvignon Vert *	1,500.00	000100	2.1
Wtd. Avg. Base & Total Tons	1,500.00		2.1
Semillon	1,016.00	017400	4.9
	1,200.00	000100	7.0
	1,400.00	000100	2.0
	1,600.00	000100	8.5
	1,750.00	000100	19.9
	1,750.00	019000	20.4
	1,800.00	009400	5.7
	1,800.00	018900	4.3
	1,832.91	000100	17.0
	1,889.41	000100	34.0
	1,891.21	000100	43.5
	1,900.00	000100	46.4
	1,900.00	019000	5.1
	1,908.30	000100	5.6
	2,000.00	000100	6.6
	2,090.00	000100	11.4
	2,100.00	000100	8.7
	2,186.00	021000	6.0
	2,186.05	000100	3.3
	2,200.00	000100	18.0
	2,280.00	000100	33.5
	2,384.26	000100	14.6
	2,430.00	000100	4.1
	2,512.07	019100	4.1
	2,600.00	000100	2.2
	3,090.00	014500	6.1
	3,385.53	000100	44.1
	4,112.30	000100	9.3
Wtd. Avg. Base & Total Tons	2,178.40		396.3
Viognier	1,010.00	000100	1.0
	1,300.00	059700	25.9
	1,500.00	052500	1.9
	1,875.00	000100	2.9
	1,900.00	000100	1.4
	1,969.81	000100	16.9
	1,975.00	025300	21.8
	2,200.00	024500	9.6
	2,334.89	000100	2.1
	2,468.28	000100	14.4
	2,500.00	000100	16.2
	2,500.00	019500	65.7
	2,591.49	017600	11.3
	2,600.00	000100	9.6
	2,665.74	000100	7.5
	3,000.00	000100	0.2
	3,000.00	017800	5.0
	3,110.58	000100	1.8
	4,164.28	019300	0.2

	4,500.00	000100	1.1
Wtd. Avg. Base & Total Tons	2,261.00		216.5
White Riesling *	1,050.00	000100	8.0
	1,500.00	000100	16.2
	2,000.00	001800	2.0
	2,281.00	000100	4.1
	2,591.49	016100	108.3
	3,275.25	000100	4.8
	5,182.97	000100	5.7
Wtd. Avg. Base & Total Tons	2,494.80		149.1
Other White b/	2,200.00	012400	8.5
	4,800.00	000100	0.3
Wtd. Avg. Base & Total Tons	2,288.64		8.8

WINE GRAPES (RED)

Aglianico	3,000.00	014000	0.6
Wtd. Avg. Base & Total Tons	3,000.00		0.6
Barbera	1,500.00	000100	9.8
	1,960.00	025300	1.9
	2,000.00	026800	8.2
	2,500.00	025100	2.5
	3,000.00	025100	1.2
	6,500.00	000100	1.4
Wtd. Avg. Base & Total Tons	2,150.96		25.0
Cabernet Franc	1,200.00	014100	1.0
	1,500.00	024800	6.1
	1,700.00	066110	37.9
	1,800.00	000100	3.9
	1,900.00	000100	1.5
	2,000.00	000100	0.9
	2,000.00	013600	1.7
	2,000.00	027000	3.7
	2,056.00	000100	10.3
	2,203.00	019100	0.5
	2,250.00	000100	5.0
	2,400.00	019300	6.2
	2,500.00	000100	13.7
	2,600.00	000100	1.0
	2,700.00	019100	19.7
	2,800.00	000100	5.1
	2,800.00	013600	3.7
	2,800.00	019100	1.2
	2,850.00	000100	7.0
	2,874.00	000100	3.3
	2,900.00	000100	10.5
	3,000.00	000100	9.7
	3,000.00	021000	0.5
	3,182.11	000100	28.2
	3,200.00	000100	15.4
	3,200.00	017800	3.2
	3,250.00	000100	2.2
	3,284.97	019500	26.6
	3,300.00	000100	15.8
	3,347.28	019300	5.0
	3,400.00	000100	21.1
	3,400.00	017400	6.5
	3,500.00	000100	38.5
	3,500.00	021000	13.0
	3,500.00	024800	6.2
	3,546.03	000100	13.0
	3,700.00	000100	3.3
	3,785.28	013600	18.1
	3,800.00	000100	6.4
	3,873.37	000100	23.9
	3,900.00	000100	14.0
	3,900.00	024800	5.6
	3,935.00	000100	1.4
	3,935.18	020900	14.1
	3,950.00	022900	3.0
	3,969.00	000100	2.7

TABLE 8: BASE PRICE PAID TO GROWERS FOR GRAPES CRUSHED AND DELIVERED TO CALIFORNIA PROCESSORS FROM THE 2006 CROP WITH BRIX FACTORS AND PURCHASED TONNAGE, BY TYPE, VARIETY, REPORTING DISTRICT WHERE GROWN, AND WEIGHTED AVERAGE BASE PRICE.

District, Type, and Variety	Base Price Per Ton	Brix Factors	Tons	District, Type, and Variety	Base Price Per Ton	Brix Factors	Tons	
	Dollars	Code a/			Dollars	Code a/		
DISTRICT 04 (Cont'd.)					7,500.00	021500	0.8	
Cabernet Franc (Cont'd.)	4,000.00	000100	7.2		7,713.76	000100	9.5	
	4,000.00	013600	4.0		8,000.00	000100	6.1	
	4,000.00	017800	2.8		8,009.36	000100	0.9	
	4,000.00	020900	6.8		8,065.33	000100	0.4	
	4,000.00	021500	9.1		9,200.00	067990	3.1	
	4,000.00	024500	2.8		9,581.55	022900	1.9	
	4,000.00	024800	4.1		9,926.73	000100	1.4	
	4,000.00	025400	4.0		10,000.00	000100	2.0	
	4,000.00	027600	10.6		10,000.00	002600	0.4	
	4,100.00	000100	15.4		10,000.00	017800	3.0	
	4,113.00	000100	3.3		10,644.14	000100	6.6	
	4,113.98	000100	33.6		11,195.75	000100	2.9	
	4,114.00	025300	22.3		13,500.00	025100	6.3	
	4,115.00	017400	3.3		22,135.42	000100	1.7	
	4,125.00	000100	59.2					
	4,152.87	000100	4.9		Wtd. Avg. Base & Total Tons	4,383.06		1,130.8
	4,152.87	019100	10.9		Cabernet Sauvignon	250.00	000100	13.7
	4,152.87	020200	11.0			500.00	000100	8.8
	4,250.00	000100	11.6			535.00	024800	2.8
	4,300.00	019400	1.2			540.00	061300	18.3
	4,319.68	000100	8.3			575.00	061300	32.3
	4,340.89	000100	4.3			800.00	000100	24.1
	4,402.58	000100	6.1			950.00	000100	6.2
	4,500.00	000100	27.6			1,000.00	000100	215.2
	4,500.00	013800	6.1			1,000.00	020800	11.3
	4,500.00	021600	9.8			1,100.00	000100	10.4
	4,500.00	027800	3.5			1,165.12	019100	28.9
	4,500.00	028000	4.4			1,200.00	000100	8.3
	4,502.73	000100	1.3			1,200.00	019100	7.0
	4,525.00	067990	0.7			1,400.00	000100	99.7
	4,525.37	021500	2.6			1,500.00	000100	64.5
	4,525.38	000100	9.5			1,500.00	002600	134.2
	4,541.00	000100	1.7			1,500.00	017400	23.3
	4,568.16	019300	4.1			1,500.00	019100	28.8
	4,600.00	024500	3.0			1,500.00	021800	5.0
	4,622.00	000100	8.9			1,500.00	024800	27.1
	4,722.22	000100	3.5			1,500.00	027800	2.8
	4,800.00	000100	23.1			1,500.00	065500	101.3
	4,850.00	020900	5.6			1,500.00	070100	53.3
	4,860.00	061300	2.3			1,600.00	000100	218.3
	4,936.78	000100	18.2			1,600.00	017400	84.0
	4,936.78	017200	41.5			1,650.00	028000	1.8
	4,936.78	024800	11.5			1,700.00	070100	39.6
	4,950.00	017400	2.2			1,750.00	002600	37.2
	4,960.20	017600	7.4			1,800.00	000100	112.2
	4,983.44	000100	13.8			1,800.00	013600	5.3
	5,000.00	000100	7.5			1,800.00	019100	20.7
	5,000.00	021200	3.4			1,800.00	024800	1.7
	5,000.00	024800	7.5			1,800.00	027500	40.4
	5,142.00	021800	1.1			1,800.00	042200	172.5
	5,142.48	000100	13.7			1,800.00	070100	28.2
	5,142.48	013800	4.1			1,900.00	000100	10.3
	5,191.09	000100	11.4			1,905.80	022900	454.1
	5,200.00	000100	11.0			2,000.00	000100	440.1
	5,348.17	000100	5.0			2,000.00	013800	17.6
	5,500.00	000100	3.8			2,000.00	017000	4.5
	5,750.00	000100	1.1			2,000.00	017400	130.9
	5,850.00	000100	12.4			2,000.00	017800	5.5
	5,850.00	019400	3.0			2,000.00	019300	6.0
	6,000.00	000100	1.4			2,000.00	024500	3.1
	6,000.00	002600	0.5			2,000.00	024800	30.1
	6,000.00	014500	0.5			2,000.00	070100	103.9
	6,000.00	017900	0.8			2,100.00	000100	108.3
	6,000.00	024800	1.6			2,100.00	065000	185.4
	6,000.00	027800	2.4			2,150.00	000100	74.5
	6,012.71	000100	12.5			2,200.00	000100	405.6
	6,120.00	000100	3.8			2,200.00	021000	17.7
	6,187.00	000100	3.4			2,201.00	019100	1.1
	6,250.00	000100	7.3			2,202.00	019100	3.2
	6,250.00	002600	0.9			2,250.00	000100	45.6
	6,259.00	000100	1.2			2,300.00	000100	96.3
	6,300.00	000100	8.0			2,300.00	002600	87.5
	6,380.40	025400	2.2			2,300.00	061900	50.6
	6,475.00	000100	14.1			2,300.00	065200	15.7
	6,500.00	000100	14.7			2,345.37	000100	238.4
	6,950.00	000100	18.4			2,383.78	000100	3.7
	7,000.00	000100	2.5			2,400.00	000100	59.3
	7,500.00	000100	2.2			2,400.00	014100	11.2

TABLE 8: BASE PRICE PAID TO GROWERS FOR GRAPES CRUSHED AND DELIVERED TO CALIFORNIA PROCESSORS FROM THE 2006 CROP WITH BRIX FACTORS AND PURCHASED TONNAGE, BY TYPE, VARIETY, REPORTING DISTRICT WHERE GROWN, AND WEIGHTED AVERAGE BASE PRICE.

District, Type, and Variety	Base Price Per Ton	Brix Factors	Tons
	Dollars	Code a/	

District, Type, and Variety	Base Price Per Ton	Brix Factors	Tons
	Dollars	Code a/	

DISTRICT 04 (Cont'd.)

Cabernet Sauvignon (Cont'd.)	2,400.00	019000	5.2
	2,400.00	025100	9.0
	2,400.00	026500	28.9
	2,400.00	070100	44.8
	2,500.00	000100	151.2
	2,500.00	017200	0.6
	2,500.00	017800	15.7
	2,500.00	019300	10.0
	2,500.00	020800	2.8
	2,500.00	021000	10.1
	2,500.00	021500	22.1
	2,500.00	021800	1.3
	2,500.00	024800	36.8
	2,500.00	025400	6.3
	2,500.00	061900	71.4
	2,500.00	065000	134.6
	2,500.00	065100	28.2
	2,500.00	065200	59.6
	2,579.68	000100	20.2
	2,600.00	000100	37.9
	2,600.00	020800	103.3
	2,600.00	027500	22.4
	2,650.00	000100	3.0
	2,680.00	000100	2.5
	2,700.00	000100	137.5
	2,700.00	019100	11.9
	2,700.00	061900	94.0
	2,725.00	000100	127.5
	2,750.00	017600	2.4
	2,775.19	000100	48.7
	2,783.37	000100	49.0
	2,800.00	000100	278.6
	2,800.00	024800	5.5
	2,800.00	027560	10.5
	2,850.00	000100	56.6
	2,900.00	000100	81.0
	2,900.00	024800	332.9
	2,905.47	000100	135.7
	2,988.14	017200	1.0
	3,000.00	000100	731.7
	3,000.00	013800	3.1
	3,000.00	014000	32.1
	3,000.00	017400	9.5
	3,000.00	019100	14.7
	3,000.00	021000	11.0
	3,000.00	023400	8.8
	3,000.00	024800	9.6
	3,000.00	025400	57.1
	3,000.00	070220	10.8
	3,012.30	000100	103.2
	3,014.12	019000	93.5
	3,025.00	025400	9.8
	3,100.00	021500	17.6
	3,113.53	021000	29.9
	3,126.00	019100	10.1
	3,188.54	019000	15.5
	3,200.00	000100	353.1
	3,200.00	017400	7.3
	3,200.00	017800	16.4
	3,200.00	021500	5.8
	3,200.00	024800	2.0
	3,250.00	000100	29.7
	3,250.00	020800	3.7
	3,300.00	000100	80.4
	3,300.00	021500	12.6
	3,300.00	024800	5.2
	3,312.07	017200	67.1
	3,314.47	000100	55.2
	3,333.99	000100	18.1
	3,337.01	000100	16.0
	3,350.00	017400	45.0
	3,400.00	000100	203.0
	3,412.00	000100	18.3
	3,413.37	000100	26.9
	3,415.37	000100	73.0
	3,416.34	000100	82.8
	3,429.15	000100	49.6
	3,437.34	027600	20.2

	3,450.00	024800	10.8
	3,463.96	000100	82.9
	3,479.00	000100	21.3
	3,500.00	000100	797.4
	3,500.00	014000	8.2
	3,500.00	014500	4.7
	3,500.00	017200	16.1
	3,500.00	019100	10.1
	3,500.00	019300	10.9
	3,500.00	019500	195.7
	3,500.00	020900	8.3
	3,500.00	021600	29.7
	3,500.00	022700	9.0
	3,500.00	024500	12.0
	3,500.00	024800	3.3
	3,548.00	000100	26.6
	3,549.33	000100	358.8
	3,553.17	000100	6.2
	3,578.96	019100	23.4
	3,600.00	000100	143.1
	3,600.00	013600	10.0
	3,600.00	024500	10.5
	3,600.00	027000	5.7
	3,620.00	000100	7.2
	3,645.60	000100	48.5
	3,675.00	026500	20.3
	3,700.00	000100	159.8
	3,700.00	013600	33.0
	3,718.08	000100	174.5
	3,726.38	000100	27.8
	3,750.00	000100	29.2
	3,750.00	025400	17.7
	3,796.27	000100	422.5
	3,796.27	013600	22.7
	3,796.27	017200	45.9
	3,796.27	019000	148.9
	3,796.27	019200	73.5
	3,796.27	019300	18.1
	3,796.27	024500	8.6
	3,796.27	024800	3.0
	3,796.30	000100	11.6
	3,797.50	025100	23.7
	3,797.63	000100	21.2
	3,797.63	019300	8.5
	3,798.00	000100	2.0
	3,800.00	000100	324.4
	3,800.00	004050	2.9
	3,800.00	013600	10.1
	3,800.00	017400	4.2
	3,800.00	024500	10.6
	3,820.20	020800	31.1
	3,840.00	018900	16.5
	3,850.00	000100	11.6
	3,879.00	020800	2.0
	3,886.29	000100	108.3
	3,891.00	000100	1.1
	3,900.00	000100	132.9
	3,900.00	014500	8.0
	3,941.00	000100	30.3
	3,948.16	000100	8.0
	3,950.00	000100	25.3
	3,964.55	000100	214.9
	3,964.55	020900	7.3
	3,965.00	000100	6.4
	3,968.16	000100	8.2
	3,968.16	014500	8.7
	3,970.00	000100	24.4
	3,970.07	000100	29.7
	3,973.00	024500	7.4
	3,973.56	000100	3.7
	3,973.66	000100	70.5
	3,973.66	013800	3.3
	3,974.00	017800	6.8
	3,974.00	025300	242.4
	3,975.00	017400	57.9
	3,976.74	000100	9.7
	3,977.00	000100	17.9
	3,982.99	000100	85.7
	3,993.08	017400	74.9
	4,000.00	000100	1,012.6

TABLE 8: BASE PRICE PAID TO GROWERS FOR GRAPES CRUSHED AND DELIVERED TO CALIFORNIA PROCESSORS FROM THE 2006 CROP WITH BRIX FACTORS AND PURCHASED TONNAGE, BY TYPE, VARIETY, REPORTING DISTRICT WHERE GROWN, AND WEIGHTED AVERAGE BASE PRICE.

District, Type, and Variety	Base Price Per Ton	Brix Factors	Tons	District, Type, and Variety	Base Price Per Ton	Brix Factors	Tons
	Dollars	Code a/			Dollars	Code a/	
DISTRICT 04 (Cont'd.)					4,426.81	000100	30.1
					4,450.00	000100	8.5
					4,474.00	000100	3.1
					4,474.00	021800	6.8
					4,493.00	000100	66.3
					4,500.00	000100	549.7
					4,500.00	002600	2.7
					4,500.00	013600	2.2
					4,500.00	014000	2.3
					4,500.00	014500	11.4
					4,500.00	017400	25.8
					4,500.00	019100	15.4
					4,500.00	020900	6.6
					4,500.00	021500	9.8
					4,500.00	024300	7.6
					4,500.00	024500	65.7
					4,500.00	024800	22.5
					4,500.00	028000	18.6
					4,502.73	000100	7.5
					4,516.41	013600	42.5
					4,519.00	000100	13.9
					4,555.52	017200	140.8
					4,557.15	000100	9.2
					4,557.16	000100	30.2
					4,559.23	000100	6.3
					4,559.23	013800	29.7
					4,559.23	019500	9.2
					4,565.48	000100	40.5
					4,565.58	000100	117.9
					4,569.71	000100	44.4
					4,570.00	000100	40.0
					4,570.00	002600	4.8
					4,600.00	000100	79.3
					4,600.00	017800	24.7
					4,663.30	017200	62.8
					4,670.00	000100	64.3
					4,700.00	000100	82.4
					4,700.00	013800	30.9
					4,706.77	000100	411.2
					4,717.00	000100	7.9
					4,720.10	013800	20.0
					4,729.16	000100	129.1
					4,736.20	022800	8.7
					4,738.00	022900	3.8
					4,745.00	000100	22.7
					4,750.00	000100	29.0
					4,757.46	000100	105.3
					4,757.46	017200	211.4
					4,757.46	020900	259.0
					4,757.46	021800	6.5
					4,761.79	000100	21.6
					4,761.79	017400	7.9
					4,761.79	017600	21.4
					4,764.00	000100	3.0
					4,764.08	000100	173.9
					4,764.08	020800	44.7
					4,764.08	024800	1.9
					4,768.00	000100	5.3
					4,786.46	000100	4.1
					4,800.00	000100	591.3
					4,800.00	002600	2.4
					4,800.00	014500	11.4
					4,800.00	020800	4.4
					4,800.00	020900	15.5
					4,800.00	021200	6.0
					4,820.90	000100	37.7
					4,831.00	000100	10.7
					4,841.44	000100	77.2
					4,847.00	021200	4.6
					4,850.00	021800	7.5
					4,860.00	025100	37.5
					4,875.00	000100	15.5
					4,881.00	000100	34.2
					4,900.00	000100	10.7
					4,934.21	000100	13.4
					4,950.00	022800	57.8
					4,955.69	013800	116.5
					4,955.69	021800	53.9
					4,960.20	000100	48.8
					4,960.20	017400	216.3

TABLE 8: BASE PRICE PAID TO GROWERS FOR GRAPES CRUSHED AND DELIVERED TO CALIFORNIA PROCESSORS FROM THE 2006 CROP WITH BRIX FACTORS AND PURCHASED TONNAGE, BY TYPE, VARIETY, REPORTING DISTRICT WHERE GROWN, AND WEIGHTED AVERAGE BASE PRICE.

District, Type, and Variety	Base Price Per Ton	Brix Factors	Tons
	Dollars	Code a/	

District, Type, and Variety	Base Price Per Ton	Brix Factors	Tons
	Dollars	Code a/	

DISTRICT 04 (Cont'd.)

Cabernet Sauvignon (Cont'd.)	4,960.20	017600	146.5
	4,962.00	000100	28.2
	4,962.00	021800	10.0
	4,962.50	000100	27.7
	4,962.58	000100	31.3
	4,962.59	000100	19.5
	4,963.00	027000	11.5
	4,964.08	020800	9.6
	4,966.00	022900	4.5
	4,967.07	000100	2.7
	4,967.08	000100	12.3
	4,968.52	013800	24.3
	5,000.00	000100	1,043.9
	5,000.00	002600	10.0
	5,000.00	013800	3.1
	5,000.00	014500	12.3
	5,000.00	017200	31.5
	5,000.00	019300	20.6
	5,000.00	020900	8.0
	5,000.00	021200	9.2
	5,000.00	021500	2.0
	5,000.00	021750	2.8
	5,000.00	021800	3.5
	5,000.00	024500	6.4
	5,000.00	024800	33.8
	5,000.00	025400	3.2
	5,000.00	027000	14.8
	5,000.00	027600	8.3
	5,000.00	070100	10.1
	5,000.00	070200	8.1
	5,000.00	070580	12.2
	5,012.42	000100	26.0
	5,020.00	070200	5.4
	5,059.46	000100	60.2
	5,070.42	024800	14.2
	5,116.60	024500	15.6
	5,132.20	000100	14.1
	5,133.00	000100	4.0
	5,153.92	000100	37.0
	5,158.00	022700	7.6
	5,158.61	000100	9.3
	5,158.61	017600	15.9
	5,161.00	000100	5.0
	5,169.18	000100	7.8
	5,200.00	000100	12.5
	5,200.00	025100	9.7
	5,250.00	000100	1.7
	5,263.00	000100	6.7
	5,300.00	000100	12.2
	5,332.00	021200	2.5
	5,359.59	000100	3.4
	5,359.60	000100	5.6
	5,360.00	000100	6.8
	5,400.00	000100	68.6
	5,481.00	000100	10.8
	5,488.00	000100	6.5
	5,490.85	000100	58.1
	5,500.00	000100	404.9
	5,500.00	002600	13.2
	5,500.00	017600	12.0
	5,500.00	020800	4.1
	5,500.00	020900	6.5
	5,500.00	021000	13.4
	5,500.00	021200	1.8
	5,500.00	021500	3.8
	5,500.00	022800	55.4
	5,500.00	024800	26.7
	5,500.00	028000	19.6
	5,500.00	070480	44.6
	5,500.00	070580	10.6
	5,553.00	021200	0.9
	5,600.00	000100	6.2
	5,600.00	021200	5.8
	5,600.00	029300	8.1
	5,616.50	000100	28.3
	5,694.41	017900	12.9
	5,708.62	021200	21.4
	5,721.00	000100	6.5

	5,730.30	002100	3.8
	5,730.58	019500	58.0
	5,750.00	000100	44.2
	5,750.00	021800	1.7
	5,753.83	000100	33.6
	5,777.56	000100	7.8
	5,780.00	000100	0.5
	5,800.00	000100	137.4
	5,800.00	021500	4.2
	5,800.00	025400	42.7
	5,817.00	025100	6.2
	5,850.00	000100	30.6
	5,850.00	019400	44.9
	5,865.00	021200	5.5
	5,878.00	000100	11.2
	5,946.00	025400	8.2
	5,946.83	000100	23.4
	5,946.83	013800	33.7
	5,950.00	000100	23.2
	5,952.00	022700	8.4
	5,955.00	000100	15.2
	5,955.11	000100	25.4
	5,955.11	020800	7.0
	5,960.00	000100	11.3
	6,000.00	000100	153.5
	6,000.00	013600	2.0
	6,000.00	014000	0.7
	6,000.00	014500	15.4
	6,000.00	017900	7.2
	6,000.00	020800	3.3
	6,000.00	021200	2.9
	6,000.00	021500	9.3
	6,000.00	021800	3.8
	6,000.00	024800	3.6
	6,000.00	025100	6.2
	6,000.00	027800	22.4
	6,000.00	070200	7.2
	6,030.00	000100	5.3
	6,100.00	000100	1.5
	6,120.00	000100	11.6
	6,200.00	000100	27.2
	6,200.00	024800	5.8
	6,250.00	000100	95.2
	6,259.00	000100	25.1
	6,300.00	000100	75.9
	6,317.00	000100	10.0
	6,380.40	025400	42.5
	6,397.71	000100	84.8
	6,400.00	000100	88.0
	6,400.00	022700	38.4
	6,486.57	000100	25.3
	6,500.00	000100	101.4
	6,500.00	013800	10.2
	6,500.00	017400	9.9
	6,500.00	020900	5.3
	6,500.00	022900	14.7
	6,500.00	024800	14.0
	6,500.00	027000	2.9
	6,526.00	000100	13.8
	6,541.51	062400	56.7
	6,587.00	000100	110.7
	6,675.00	000100	2.0
	6,695.79	025100	23.3
	6,700.00	029300	9.0
	6,750.00	000100	33.0
	6,750.00	056900	15.3
	6,800.00	014500	5.3
	6,836.39	000100	111.7
	6,993.00	000100	45.3
	7,000.00	000100	34.9
	7,000.00	017800	33.7
	7,200.00	000100	17.4
	7,217.00	000100	28.4
	7,348.50	000100	9.4
	7,350.00	025100	5.4
	7,354.00	000100	111.2
	7,407.22	000100	14.4
	7,500.00	000100	109.9
	7,500.00	021500	2.6
	7,545.00	000100	4.5

TABLE 8: BASE PRICE PAID TO GROWERS FOR GRAPES CRUSHED AND DELIVERED TO CALIFORNIA PROCESSORS FROM THE 2006 CROP WITH BRIX FACTORS AND PURCHASED TONNAGE, BY TYPE, VARIETY, REPORTING DISTRICT WHERE GROWN, AND WEIGHTED AVERAGE BASE PRICE.

District, Type, and Variety	Base Price Per Ton	Brix Factors	Tons	District, Type, and Variety	Base Price Per Ton	Brix Factors	Tons
	Dollars	Code a/			Dollars	Code a/	
DISTRICT 04 (Cont'd.)							
Cabernet Sauvignon (Cont'd.)	7,600.00	000100	4.1	Dolcetto	1,077.75	000100	10.5
	7,650.00	022700	13.5		1,125.00	000100	14.7
	7,758.00	000100	42.0		1,800.00	000100	0.2
	7,774.15	000100	26.6	Wtd. Avg. Base & Total Tons	1,110.78		25.4
	7,873.00	027000	35.1	Early Burgundy	200.00	013800	1.7
	7,987.50	000100	38.0		3,000.00	025100	3.3
	8,000.00	000100	59.5	Wtd. Avg. Base & Total Tons	2,048.00		5.0
	8,000.00	022700	23.2	Gamay (Napa) *	900.00	000100	19.8
	8,000.00	024500	3.0		1,000.00	000100	1.8
	8,009.36	000100	19.0		1,002.00	013600	4.9
	8,018.17	000100	26.1		1,400.00	016800	6.0
	8,020.86	000100	3.0		1,500.00	000100	9.4
	8,050.00	017400	34.7		1,600.00	022700	11.2
	8,055.00	021800	1.8		1,710.00	000100	10.1
	8,196.72	000100	18.3		3,600.00	025100	0.4
	8,230.76	000100	78.0	Wtd. Avg. Base & Total Tons	1,315.42		63.6
	8,735.00	000100	1.1	Grenache *	1,600.00	000100	11.9
	8,735.00	021800	4.7		1,888.62	019300	0.9
	8,738.00	000100	6.4		2,200.00	000100	9.3
	9,000.00	024500	3.5		2,500.00	000100	5.2
	9,000.00	025100	1.5		2,917.06	020200	10.4
	9,000.00	029300	4.3		3,000.00	000100	3.7
	9,186.35	000100	3.9		3,049.65	017200	1.7
	9,200.00	067960	12.0		3,500.00	000100	8.4
	9,452.91	000100	4.5		4,000.00	000100	5.8
	9,500.00	000100	10.8	Wtd. Avg. Base & Total Tons	2,677.51		57.3
	9,545.00	027000	3.1	Malbec	350.00	000100	8.8
	9,565.71	022700	6.2		1,300.00	017400	22.0
	9,610.25	000100	26.9		2,500.00	000100	1.8
	9,911.38	024500	118.2		2,500.00	019100	5.3
	10,000.00	000100	14.2		2,500.00	021000	3.1
	10,000.00	002600	6.0		2,800.00	000100	2.3
	10,000.00	017800	2.8		3,000.00	000100	3.5
	10,000.00	025100	6.1		3,000.00	017400	2.3
	10,019.29	000100	18.8		3,000.00	017800	2.0
	10,240.40	000100	11.8		3,000.00	021600	0.9
	10,326.97	000100	22.2		3,284.97	019500	11.9
	10,398.32	000100	14.4		3,300.00	000100	8.9
	11,536.24	000100	1.4		3,500.00	000100	22.5
	12,264.29	000100	20.4		3,506.29	000100	12.4
	12,477.97	000100	5.0		3,550.00	000100	15.6
	12,500.00	000100	3.4		3,700.00	000100	11.0
	13,500.00	025100	100.2		3,950.00	000100	0.3
	13,860.78	000100	15.9		3,966.68	000100	22.6
	15,000.00	000100	16.1		3,987.81	000100	2.9
	15,647.79	000100	3.4		3,988.00	022700	7.6
	16,779.84	000100	5.6		3,988.00	025300	2.1
	22,135.42	000100	30.3		3,990.00	017200	8.1
	23,500.00	000100	11.2		4,000.00	020900	0.8
Wtd. Avg. Base & Total Tons	4,126.21		29,685.3		4,000.00	021500	1.2
Carignane	1,763.00	000100	4.9		4,200.00	000100	8.4
	1,993.78	017000	3.0		4,231.00	021500	6.1
	2,750.00	000100	0.6		4,386.59	000100	5.7
	3,200.00	000100	2.8		4,404.66	000100	38.2
Wtd. Avg. Base & Total Tons	2,232.75		11.3		4,449.58	000100	19.8
Carmenere	4,000.00	029125	0.9		4,500.00	000100	6.4
Wtd. Avg. Base & Total Tons	4,000.00		0.9		4,647.72	000100	6.8
Charbono	1,000.00	000100	1.4		4,647.72	024500	8.1
	1,800.00	000100	15.4		4,800.00	000100	7.2
	2,000.00	000100	10.2		4,841.38	000100	13.0
	2,200.00	000100	3.5		4,984.76	000100	30.0
	2,323.29	000100	10.7		5,000.00	000100	7.1
	2,325.00	000100	5.2		5,181.79	000100	4.5
	2,400.00	022700	14.6		5,334.08	000100	3.2
	2,500.00	000100	1.0		5,500.00	000100	12.3
	2,600.00	017000	36.4		5,750.00	021800	0.4
	2,700.00	000100	5.3		6,380.40	025400	2.2
	2,700.00	021000	5.8		6,400.00	022700	2.8
	2,750.00	000100	15.5		6,500.00	000100	0.3
Wtd. Avg. Base & Total Tons	2,391.55		125.0	Wtd. Avg. Base & Total Tons	3,932.61		362.4

TABLE 8: BASE PRICE PAID TO GROWERS FOR GRAPES CRUSHED AND DELIVERED TO CALIFORNIA PROCESSORS FROM THE 2006 CROP WITH BRIX FACTORS AND PURCHASED TONNAGE, BY TYPE, VARIETY, REPORTING DISTRICT WHERE GROWN, AND WEIGHTED AVERAGE BASE PRICE.

District, Type, and Variety	Base Price Per Ton	Brix Factors	Tons	District, Type, and Variety	Base Price Per Ton	Brix Factors	Tons
	Dollars	Code a/			Dollars	Code a/	
DISTRICT 04 (Cont'd.)					2,298.76	054430	62.2
					2,300.00	000100	99.1
					2,366.34	000100	35.6
Mataro *	3,435.61	020200	3.8		2,400.00	000100	188.0
	3,525.00	000100	1.7		2,400.00	019100	8.0
					2,400.00	019300	79.4
Wtd. Avg. Base & Total Tons	3,463.24		5.5		2,436.00	000100	47.2
					2,450.00	000100	39.3
Merlot	100.00	000100	6.0		2,497.12	000100	32.8
	226.13	000100	7.4		2,500.00	000100	295.5
	250.00	000100	19.2		2,500.00	065000	23.1
	306.91	000100	1.4		2,500.00	066114	199.6
	320.00	000100	13.3		2,538.05	058630	498.9
	400.00	000100	0.6		2,546.29	019500	148.4
	465.00	021000	2.4		2,590.34	000100	24.5
	500.00	000100	61.6		2,592.45	027600	27.3
	500.00	021000	5.4		2,600.00	000100	332.1
	600.00	021800	1.1		2,600.00	020800	7.3
	625.00	013600	6.9		2,600.00	070460	3.4
	650.00	000100	101.4		2,613.16	000100	209.5
	650.00	019100	48.4		2,620.00	000100	10.2
	700.00	000100	4.0		2,628.87	000100	2.2
	800.00	000100	16.4		2,629.27	000100	130.3
	800.00	024300	1.0		2,629.27	013600	29.9
	850.00	017200	10.6		2,629.27	017200	71.5
	1,000.00	000100	66.5		2,629.27	019300	22.3
	1,000.00	021800	2.5		2,629.27	024500	6.0
	1,000.00	024500	23.0		2,629.27	029125	19.3
	1,056.61	000100	15.6		2,635.00	000100	4.5
	1,100.00	020800	10.0		2,645.76	000100	59.1
	1,150.00	019100	16.0		2,645.84	000100	187.8
	1,200.00	013800	9.8		2,645.84	061300	35.7
	1,200.00	019100	23.3		2,650.00	000100	20.9
	1,250.00	000100	99.3		2,650.00	019000	34.7
	1,400.00	000100	48.7		2,652.82	000100	63.8
	1,400.00	017600	2.5		2,658.19	000100	1.0
	1,400.00	065500	199.5		2,658.34	000100	57.4
	1,500.00	000100	57.9		2,658.35	000100	68.9
	1,500.00	021000	10.2		2,658.44	000100	165.7
	1,500.00	021500	2.2		2,660.00	000100	95.9
	1,575.58	000100	44.7		2,660.00	017200	8.7
	1,600.00	000100	205.4		2,661.00	021600	1.7
	1,600.00	065000	63.3		2,661.00	025300	56.8
	1,616.99	000100	70.9		2,661.51	000100	47.4
	1,650.00	070100	100.3		2,661.51	020800	223.2
	1,653.66	022900	267.7		2,661.51	024500	31.5
	1,666.66	000100	18.0		2,661.61	013800	14.2
	1,700.00	000100	26.1		2,669.41	000100	50.5
	1,700.00	017200	76.3		2,681.00	000100	26.8
	1,700.00	065000	217.8		2,697.77	000100	36.5
	1,700.00	070100	98.7		2,700.00	000100	118.5
	1,750.00	000100	6.1		2,700.00	013600	5.0
	1,750.00	024500	12.9		2,700.00	019100	45.4
	1,780.00	021000	9.2		2,700.00	027600	59.5
	1,800.00	000100	40.5		2,705.94	019000	15.6
	1,800.00	019100	15.2		2,712.85	000100	12.0
	1,800.00	020800	114.1		2,750.00	000100	39.1
	1,800.00	027500	34.9		2,752.42	000100	126.9
	1,800.00	042200	177.2		2,760.31	000100	21.3
	1,830.00	000100	52.9		2,767.73	017400	28.4
	1,860.91	000100	90.5		2,790.43	000100	113.0
	1,900.00	000100	63.9		2,790.77	000100	33.0
	1,900.00	056900	80.5		2,795.02	000100	8.0
	1,914.59	019300	42.6		2,800.00	000100	143.2
	1,953.59	000100	28.0		2,800.00	022800	49.1
	2,000.00	000100	345.1		2,800.00	024500	10.9
	2,000.00	002200	15.3		2,805.34	000100	140.5
	2,000.00	014000	48.2		2,840.97	020700	74.3
	2,000.00	014100	6.0		2,850.00	000100	13.3
	2,000.00	017400	16.7		2,863.90	021000	21.0
	2,000.00	017800	5.0		2,870.78	000100	25.2
	2,000.00	020800	8.5		2,892.20	000100	111.6
	2,000.00	024500	10.5		2,892.20	019300	9.0
	2,000.00	024800	37.4		2,900.00	000100	38.1
	2,100.00	021500	10.8		2,913.42	020700	28.9
	2,200.00	000100	41.4		2,921.68	018900	21.2
	2,200.00	017800	6.0		2,924.17	000100	498.7
	2,200.00	020800	48.7		2,924.18	053000	22.7
	2,227.96	000100	107.3		2,924.28	000100	6.4
	2,250.00	014500	13.2		2,924.28	002600	4.2
	2,250.00	019000	6.7				

TABLE 8: BASE PRICE PAID TO GROWERS FOR GRAPES CRUSHED AND DELIVERED TO CALIFORNIA PROCESSORS FROM THE 2006 CROP WITH BRIX FACTORS AND PURCHASED TONNAGE, BY TYPE, VARIETY, REPORTING DISTRICT WHERE GROWN, AND WEIGHTED AVERAGE BASE PRICE.

District, Type, and Variety	Base Price Per Ton	Brix Factors	Tons	District, Type, and Variety	Base Price Per Ton	Brix Factors	Tons
	Dollars	Code a/			Dollars	Code a/	
DISTRICT 04 (Cont'd.)							
Merlot (Cont'd.)	2,924.89	000100	17.8		3,750.00	024800	6.5
	2,926.00	000100	365.0		3,750.00	027800	11.3
	2,927.66	000100	89.5		3,800.00	000100	53.9
	2,942.29	000100	60.9		3,847.00	021800	8.0
	2,944.78	000100	164.4		3,864.00	000100	18.9
	2,947.81	000100	40.0		3,885.32	000100	20.7
	2,952.85	000100	62.5		3,900.00	000100	29.9
	2,989.27	017200	63.7		3,990.00	000100	35.1
	3,000.00	000100	246.8		3,991.00	000100	4.5
	3,000.00	014000	28.1		4,000.00	000100	160.1
	3,000.00	017400	3.2		4,000.00	025400	11.0
	3,000.00	018370	2.6		4,100.00	000100	8.2
	3,000.00	020900	3.2		4,100.00	014000	23.1
	3,000.00	021500	7.9		4,100.00	025100	5.5
	3,000.00	024800	0.9		4,169.68	000100	8.6
	3,023.66	019100	20.6		4,200.00	000100	25.4
	3,027.51	000100	2.3		4,221.00	000100	55.7
	3,030.00	000100	20.1		4,230.91	000100	71.7
	3,031.00	000100	41.6		4,250.00	000100	3.8
	3,038.00	025100	7.9		4,293.38	022900	3.1
	3,043.60	000100	14.8		4,500.00	000100	36.0
	3,045.03	000100	46.4		4,668.02	000100	7.0
	3,057.21	000100	68.6		4,668.03	000100	8.0
	3,060.85	000100	5.8		4,750.00	000100	4.2
	3,063.35	000100	155.6		4,800.00	000100	104.4
	3,092.51	000100	24.4		4,877.32	000100	29.7
	3,100.00	000100	46.9		5,000.00	000100	48.6
	3,100.00	018900	87.2		5,000.00	021200	4.3
	3,113.96	000100	23.3		5,000.00	024800	5.6
	3,136.96	000100	41.6		5,064.08	000100	127.3
	3,150.00	000100	76.1		5,065.89	000100	17.5
	3,154.64	000100	37.4		5,136.44	019500	0.8
	3,180.50	000100	104.2		5,200.00	000100	34.0
	3,190.01	000100	46.6		5,214.22	000100	11.5
	3,190.13	017200	196.6		5,250.00	000100	2.6
	3,190.13	020900	49.7		5,400.00	000100	0.9
	3,193.00	000100	3.4		5,494.16	000100	3.2
	3,193.03	020800	106.2		5,500.00	000100	1.0
	3,193.81	000100	53.7		5,500.00	022800	9.0
	3,193.93	000100	10.2		5,753.83	017400	4.8
	3,194.59	000100	33.9		6,000.00	000100	2.5
	3,195.75	000100	158.4		6,120.00	000100	5.8
	3,200.00	000100	209.8		6,250.00	000100	10.8
	3,200.00	017800	6.1		6,259.00	000100	19.6
	3,250.00	000100	13.5		6,300.00	000100	3.7
	3,250.00	028000	6.8		6,443.00	021800	5.2
	3,300.00	000100	1.5		6,500.00	000100	2.8
	3,300.00	021500	6.4		6,500.00	017800	7.1
	3,322.93	017400	30.4		7,500.00	021500	0.8
	3,323.05	013800	5.6		7,600.00	000100	2.4
	3,326.86	000100	3.8		8,000.00	000100	14.7
	3,326.89	000100	9.8		8,000.00	002600	4.7
	3,327.01	000100	31.7		8,000.00	017800	5.4
	3,327.01	020800	1.9		8,000.00	025100	2.8
	3,365.11	000100	142.5		8,009.36	000100	3.3
	3,400.00	000100	108.4		9,101.81	000100	1.9
	3,400.00	014000	22.8		22,135.42	000100	2.9
	3,450.00	021600	8.5	Wtd. Avg. Base & Total Tons	2,684.02		14,142.1
	3,452.65	017400	2.3	Meunier *	1,650.00	007900	70.9
	3,455.84	000100	3.5		2,000.00	000100	8.6
	3,455.97	000100	7.7	Wtd. Avg. Base & Total Tons	1,687.86		79.5
	3,500.00	000100	137.0	Montepulciano	2,081.89	000100	1.9
	3,500.00	019100	1.7	Wtd. Avg. Base & Total Tons	2,081.89		1.9
	3,500.00	019400	12.0	Nebbiolo	2,175.00	017400	7.2
	3,500.00	024800	4.4	Wtd. Avg. Base & Total Tons	2,175.00		7.2
	3,500.00	025400	12.5	Petit Verdot	1,200.00	000100	3.8
	3,512.00	000100	27.9		1,500.00	029900	10.6
	3,514.00	021800	4.7		2,000.00	000100	1.0
	3,570.00	000100	35.3		2,800.00	000100	2.0
	3,600.00	000100	39.9		3,000.00	000100	7.7
	3,610.00	000100	10.0		3,000.00	017800	0.6
	3,611.74	000100	25.2		3,000.00	021600	0.8
	3,614.00	025100	21.9				
	3,721.68	000100	2.1				
	3,726.11	000100	3.6				
	3,727.31	013600	18.0				
	3,750.00	000100	32.5				
	3,750.00	021800	0.4				

TABLE 8: BASE PRICE PAID TO GROWERS FOR GRAPES CRUSHED AND DELIVERED TO CALIFORNIA PROCESSORS FROM THE 2006 CROP WITH BRIX FACTORS AND PURCHASED TONNAGE, BY TYPE, VARIETY, REPORTING DISTRICT WHERE GROWN, AND WEIGHTED AVERAGE BASE PRICE.

District, Type, and Variety	Base Price Per Ton	Brix Factors	Tons
	Dollars	Code a/	

District, Type, and Variety	Base Price Per Ton	Brix Factors	Tons
	Dollars	Code a/	

DISTRICT 04 (Cont'd.)

Petit Verdot (Cont'd.)	3,000.00	022900	2.0
	3,000.00	024800	3.4
	3,284.97	019500	6.7
	3,400.00	000100	6.0
	3,500.00	000100	25.4
	3,500.00	014000	7.6
	3,500.00	024800	2.5
	3,796.27	019000	24.3
	3,800.00	017400	6.7
	3,890.38	000100	8.2
	3,900.00	000100	5.8
	3,950.00	000100	0.6
	3,970.07	000100	5.1
	3,972.71	000100	7.2
	3,990.58	000100	20.5
	4,000.00	000100	13.1
	4,000.00	002600	0.2
	4,000.00	017400	5.0
	4,000.00	020900	0.9
	4,000.00	024800	2.0
	4,100.00	000100	10.2
	4,200.00	000100	10.1
	4,200.00	017400	0.5
	4,235.10	000100	5.2
	4,250.00	000100	0.1
	4,400.00	000100	6.2
	4,500.00	000100	16.1
	4,500.00	029125	1.9
	4,764.08	000100	1.9
	4,800.00	000100	8.3
	4,960.20	017600	6.7
	4,977.62	000100	1.2
	4,978.00	025300	4.6
	4,980.00	017200	0.4
	5,000.00	000100	0.4
	5,000.00	024800	3.4
	5,001.00	000100	2.6
	5,001.12	000100	9.9
	5,001.12	017400	3.0
	5,200.00	000100	21.2
	5,223.70	000100	14.7
	5,300.00	000100	1.2
	5,468.89	002600	1.8
	5,468.89	017200	10.2
	5,471.83	000100	40.0
	5,475.00	000100	4.3
	5,500.00	000100	4.4
	5,500.00	025400	3.0
	5,932.00	025400	1.1
	5,961.55	000100	13.2
	5,969.94	000100	10.7
	5,969.94	020800	13.1
	6,000.00	000100	3.7
	6,000.00	021800	0.8
	6,001.34	017200	3.4
	6,011.73	022800	0.2
	6,030.00	000100	0.2
	6,214.65	013800	3.0
	6,218.69	000100	12.7
	6,251.40	000100	7.6
	6,380.40	025400	3.0
	6,500.00	000100	4.0
	6,500.00	002600	2.3
	6,500.00	027800	0.5
	6,600.00	021800	0.8
	7,083.33	000100	14.4
	7,091.12	021200	1.7
	7,490.00	000100	3.0
	7,500.00	000100	3.6
	8,000.00	000100	1.6
	9,371.77	000100	2.9
	9,376.24	000100	18.6
	9,999.00	000100	1.3
	10,000.00	000100	2.2
	10,000.00	002600	2.3
	13,500.00	025100	2.7
	22,135.42	000100	1.5

Wtd. Avg. Base & Total Tons 5,092.09 509.3

Petite Sirah	800.00	000100	1.5
	1,000.00	014100	1.8
	1,010.00	000100	2.4
	1,200.00	000100	2.6
	1,800.00	000100	3.8
	2,000.00	000100	12.1
	2,200.00	000100	6.4
	2,202.49	000100	2.0
	2,350.00	000100	6.1
	2,412.46	058630	68.4
	2,462.50	000100	8.9
	2,500.00	000100	110.8
	2,500.00	013800	3.5
	2,500.00	017400	9.0
	2,500.00	021500	3.0
	2,500.00	021800	2.0
	2,525.00	000100	3.1
	2,600.00	000100	2.7
	2,600.00	025100	0.9
	2,700.00	000100	16.3
	2,700.00	021000	5.5
	2,700.00	025100	0.8
	2,700.00	028100	3.9
	2,750.00	000100	22.7
	2,800.00	020800	0.6
	2,840.00	028000	1.1
	2,850.00	000100	8.0
	2,850.00	025100	4.1
	2,900.00	000100	34.5
	2,937.52	000100	22.2
	3,000.00	000100	45.3
	3,000.00	017400	26.7
	3,000.00	021200	3.0
	3,000.00	021800	4.5
	3,000.00	024500	4.3
	3,000.00	025100	4.4
	3,023.02	000100	4.2
	3,146.00	025300	5.5
	3,148.02	000100	7.9
	3,150.00	017600	74.5
	3,151.00	000100	11.7
	3,151.68	000100	10.6
	3,151.68	020400	18.4
	3,152.00	024800	2.0
	3,200.00	000100	31.8
	3,200.00	004050	1.9
	3,200.00	020900	7.3
	3,215.08	000100	10.9
	3,248.02	000100	21.5
	3,250.00	000100	8.9
	3,305.42	000100	12.5
	3,400.00	000100	7.4
	3,400.00	025100	10.3
	3,422.97	020400	15.2
	3,435.61	020200	25.5
	3,461.05	000100	18.9
	3,462.82	000100	6.4
	3,466.85	017000	24.9
	3,466.85	020200	9.1
	3,466.85	020400	14.2
	3,500.00	000100	36.8
	3,500.00	002600	10.9
	3,500.00	021000	1.2
	3,500.00	021500	11.5
	3,500.00	025100	20.7
	3,550.00	000100	8.2
	3,600.00	022700	1.0
	3,624.43	017200	41.8
	3,624.43	019100	56.3
	3,625.00	000100	7.0
	3,651.16	000100	9.5
	3,782.00	013600	15.6
	3,800.00	000100	8.2
	3,970.07	000100	52.9
	4,000.00	000100	5.2
	4,500.00	000100	52.2
	4,500.00	017600	4.5
	4,500.00	026000	5.3

TABLE 8: BASE PRICE PAID TO GROWERS FOR GRAPES CRUSHED AND DELIVERED TO CALIFORNIA PROCESSORS FROM THE 2006 CROP WITH BRIX FACTORS AND PURCHASED TONNAGE, BY TYPE, VARIETY, REPORTING DISTRICT WHERE GROWN, AND WEIGHTED AVERAGE BASE PRICE.

District, Type, and Variety	Base Price Per Ton	Brix Factors	Tons	District, Type, and Variety	Base Price Per Ton	Brix Factors	Tons
	Dollars	Code a/			Dollars	Code a/	
DISTRICT 04 (Cont'd.)					2,500.00	020800	155.7
Petite Sirah (Cont'd.)	5,000.00	000100	4.2		2,500.00	024500	28.6
	8,325.00	000100	0.5		2,500.00	025300	17.5
	8,934.76	000100	1.7		2,525.00	000100	11.2
					2,525.20	000100	40.0
					2,526.21	020800	94.5
Wtd. Avg. Base & Total Tons	3,196.52		1,175.6		2,527.00	000100	10.2
					2,552.00	000100	14.2
					2,597.15	000100	20.3
Pinot Noir	350.00	000100	1.0		2,600.00	000100	70.1
	600.00	000100	1.8		2,600.00	024500	3.2
	750.00	001700	2.8		2,604.72	000100	9.6
	900.00	017600	6.7		2,636.90	024500	28.8
	1,000.00	000100	4.7		2,650.00	000100	94.4
	1,317.87	008620	89.2		2,699.96	000100	67.4
	1,400.00	009100	22.5		2,700.00	000100	45.9
	1,500.00	007900	20.1		2,710.00	000100	26.7
	1,540.56	008620	53.7		2,743.49	017200	32.1
	1,563.67	008620	262.4		2,750.00	000100	10.3
	1,600.00	000100	14.2		2,800.00	000100	86.7
	1,600.00	007900	44.3		2,850.00	000100	206.9
	1,650.00	000100	28.0		2,864.10	000100	17.2
	1,697.21	007900	139.0		2,900.00	000100	91.8
	1,697.21	021500	33.7		2,950.00	000100	30.9
	1,698.40	000100	28.3		3,000.00	000100	87.6
	1,700.00	007900	301.3		3,000.00	017600	9.9
	1,750.00	009000	34.6		3,000.00	021000	6.2
	1,750.14	007900	256.4		3,000.00	021500	7.8
	1,800.00	000100	20.3		3,000.00	021600	1.1
	1,800.00	002600	19.7		3,000.00	024500	8.1
	1,800.00	007900	21.3		3,032.96	000100	148.5
	1,847.86	007900	125.2		3,069.00	000100	23.3
	1,852.84	007900	5.9		3,110.00	024500	15.5
	1,900.00	009000	19.5		3,152.25	000100	18.5
	1,900.14	021500	14.4		3,200.00	000100	19.6
	1,907.77	007900	82.0		3,273.00	024500	5.8
	1,979.86	007900	121.2		3,500.00	000100	103.7
	1,997.75	007900	44.7		3,500.00	017400	13.3
	2,000.00	000100	82.7		3,500.00	017600	6.0
	2,000.00	009000	32.9		3,500.00	021200	5.1
	2,000.00	021000	10.2		3,578.03	000100	6.5
	2,000.00	022900	28.5		4,000.00	000100	5.5
	2,037.14	007900	17.9		4,032.00	000100	4.0
	2,040.61	007900	231.2		4,154.94	000100	30.9
	2,050.00	000100	32.6		4,364.63	013800	9.4
	2,072.69	000100	6.1		4,806.89	000100	4.6
	2,089.44	017200	381.3		5,079.94	017600	26.2
	2,127.92	007900	126.4		6,656.39	000100	3.6
	2,131.78	000100	75.9		17,035.06	000100	7.1
	2,138.00	000100	4.4				
	2,145.26	007900	119.1	Wtd. Avg. Base & Total Tons	2,276.89		5,919.0
	2,175.24	000100	24.2				
	2,195.00	000100	40.5	Sagrantino	2,347.00	025300	0.5
	2,195.06	000100	82.0				
	2,197.00	025300	0.7	Wtd. Avg. Base & Total Tons	2,347.00		0.5
	2,197.42	000100	88.1				
	2,200.00	000100	115.4	Sangiovese *	1,400.00	024800	49.9
	2,200.00	021800	3.4		1,765.00	014000	37.1
	2,200.00	024800	7.4		1,800.00	000100	6.0
	2,205.00	024500	36.6		1,800.00	024500	5.0
	2,300.00	000100	152.0		1,800.00	024800	14.9
	2,300.00	017400	5.1		2,000.00	000100	3.4
	2,300.00	021200	8.2		2,000.00	013600	21.2
	2,300.00	024500	51.3		2,001.03	000100	5.9
	2,306.54	000100	6.3		2,001.03	013600	4.0
	2,307.29	000100	25.2		2,051.38	000100	142.5
	2,337.09	000100	40.2		2,100.00	000100	8.4
	2,355.62	017400	70.0		2,160.31	000100	23.9
	2,400.00	000100	15.3		2,200.00	014000	37.1
	2,400.00	019100	0.9		2,200.00	017800	2.2
	2,400.00	021500	6.6		2,222.00	000100	6.2
	2,400.00	024500	7.7		2,300.00	000100	6.6
	2,400.00	025100	7.5		2,319.00	024800	11.2
	2,400.00	026500	75.5		2,347.00	000100	13.4
	2,400.00	031400	3.0		2,347.00	025300	13.0
	2,408.42	000100	55.8		2,347.49	000100	24.9
	2,417.16	009000	114.7		2,347.49	020800	12.1
	2,450.00	000100	36.3		2,350.00	017200	3.5
	2,500.00	000100	50.1		2,400.00	017800	8.4
	2,500.00	013600	5.0		2,800.00	019100	1.1
	2,500.00	017600	23.9				

TABLE 8: BASE PRICE PAID TO GROWERS FOR GRAPES CRUSHED AND DELIVERED TO CALIFORNIA PROCESSORS FROM THE 2006 CROP WITH BRIX FACTORS AND PURCHASED TONNAGE, BY TYPE, VARIETY, REPORTING DISTRICT WHERE GROWN, AND WEIGHTED AVERAGE BASE PRICE.

District, Type, and Variety	Base Price Per Ton	Brix Factors	Tons	District, Type, and Variety	Base Price Per Ton	Brix Factors	Tons
	Dollars	Code a/			Dollars	Code a/	
DISTRICT 04 (Cont'd.)							
Sangiovese * (Cont'd.)	2,934.36	000100	2.1		3,000.00	000100	58.1
	3,000.00	000100	1.2		3,000.00	014500	3.9
	3,000.00	025100	4.4		3,000.00	017800	6.0
	3,281.77	000100	10.0		3,000.00	021500	2.6
	3,750.00	000100	6.5		3,000.00	027600	2.4
	4,000.00	029200	13.4		3,009.80	000100	17.7
	4,500.00	000100	2.3		3,020.89	017200	4.7
	8,000.00	025100	5.9		3,093.07	000100	7.2
					3,101.80	019100	13.8
					3,101.80	020600	10.6
					3,143.19	013800	2.6
					3,162.65	000100	3.2
					3,200.00	024300	2.6
Wtd. Avg. Base & Total Tons	2,216.94		507.7		3,208.50	000100	11.5
					3,250.00	000100	10.0
Syrah *	341.69	000100	8.0		3,300.00	000100	8.2
	355.32	000100	6.3		3,351.96	002600	4.5
	600.00	000100	9.9		3,400.00	000100	3.1
	1,000.00	000100	12.3		3,413.65	000100	18.4
	1,200.00	021000	22.1		3,414.00	000100	8.0
	1,275.00	021200	10.8		3,416.51	000100	9.2
	1,400.00	000100	1.5		3,418.38	013800	8.7
	1,400.00	021000	8.7		3,418.38	070235	19.3
	1,500.00	000100	22.9		3,500.00	000100	32.3
	1,746.94	000100	21.3		3,552.17	000100	9.5
	1,800.00	000100	3.0		3,553.17	000100	27.1
	1,887.38	013600	10.8		3,600.00	000100	6.2
	1,977.05	002600	10.8		3,600.00	021500	6.1
	2,000.00	000100	30.0		3,700.00	025100	4.7
	2,000.00	014500	10.6		3,750.00	029125	36.3
	2,000.00	029050	5.4		3,800.00	000100	8.8
	2,050.00	000100	42.7		3,800.00	002600	2.0
	2,196.00	000100	10.2		3,900.29	000100	34.1
	2,200.00	000100	26.0		3,975.00	000100	9.5
	2,200.00	021800	1.9		4,000.00	000100	36.4
	2,250.00	061300	4.1		4,000.00	014500	2.0
	2,291.54	020800	55.1		4,068.00	000100	6.8
	2,300.00	000100	4.5		4,090.91	000100	4.4
	2,320.00	000100	15.3		4,102.05	017400	9.1
	2,400.00	000100	35.6		4,164.28	019300	10.6
	2,487.55	000100	4.6		4,202.59	000100	13.0
	2,489.25	000100	21.2		4,404.66	000100	15.0
	2,500.00	000100	63.1		4,500.00	000100	2.1
	2,500.00	014500	1.9		5,000.00	000100	5.5
	2,500.00	021600	7.6		5,500.00	000100	2.6
	2,500.00	025400	4.0		5,858.00	000100	6.2
	2,500.00	029125	2.5		6,500.00	000100	0.4
	2,558.90	058630	133.2		14,986.63	000100	9.0
	2,600.00	000100	22.3				
	2,600.00	017800	4.6	Wtd. Avg. Base & Total Tons	2,849.20		1,620.6
	2,689.63	000100	26.6				
	2,689.63	019300	21.8	Tannat	4,500.00	029125	1.2
	2,689.63	021100	3.6				
	2,690.00	000100	44.9	Wtd. Avg. Base & Total Tons	4,500.00		1.2
	2,690.00	024800	12.0				
	2,697.22	000100	21.4	Tempranillo *	2,891.00	000100	6.4
	2,700.00	000100	23.8		3,000.00	024800	6.1
	2,700.00	024500	3.1		3,000.00	025400	3.0
	2,700.00	024800	4.8		3,042.00	025300	11.5
	2,700.00	027600	1.9		4,500.00	000100	5.1
	2,711.00	000100	9.4		6,500.00	000100	1.0
	2,712.00	000100	2.2				
	2,733.00	000100	30.0	Wtd. Avg. Base & Total Tons	3,330.37		33.1
	2,733.00	021500	4.3				
	2,733.00	024800	7.9	Tinta Cao	500.00	000100	3.9
	2,733.00	025300	35.9				
	2,733.21	000100	9.7	Wtd. Avg. Base & Total Tons	500.00		3.9
	2,734.00	017200	4.4				
	2,735.00	024800	0.7	Zinfandel *	400.00	007200	67.0
	2,750.00	000100	10.6		600.00	008100	41.7
	2,750.00	027800	0.9		600.00	010700	23.7
	2,800.00	000100	3.2		650.00	008100	117.7
	2,800.00	019300	6.2		800.00	000100	195.7
	2,800.00	025100	5.0		1,000.00	000100	14.3
	2,821.60	000100	23.7		1,000.00	017400	21.2
	2,832.08	000100	36.3		1,000.00	024800	47.7
	2,869.00	000100	18.3		1,200.00	000100	20.6
	2,900.00	000100	25.9		1,400.00	000100	0.5
	2,900.00	027600	1.5		1,400.00	017600	12.8
	2,941.00	000100	3.4		1,500.00	000100	11.5
	2,958.00	000100	9.3				
	2,966.94	019100	17.1				

TABLE 8: BASE PRICE PAID TO GROWERS FOR GRAPES CRUSHED AND DELIVERED TO CALIFORNIA PROCESSORS FROM THE 2006 CROP WITH BRIX FACTORS AND PURCHASED TONNAGE, BY TYPE, VARIETY, REPORTING DISTRICT WHERE GROWN, AND WEIGHTED AVERAGE BASE PRICE.

District, Type, and Variety	Base Price Per Ton	Brix Factors	Tons
	Dollars	Code a/	

District, Type, and Variety	Base Price Per Ton	Brix Factors	Tons
	Dollars	Code a/	

DISTRICT 04 (Cont'd.)

Zinfandel * (Cont'd.)	1,500.00	024500	2.7
	1,580.45	000100	14.0
	1,600.00	017600	15.6
	1,611.02	000100	57.8
	1,636.00	028000	11.8
	1,700.00	000100	1.6
	1,700.00	014100	5.2
	1,773.28	000100	51.8
	1,775.00	021000	4.1
	1,800.00	000100	42.0
	1,818.00	017800	5.6
	1,832.00	024800	5.7
	1,877.30	000100	5.3
	1,904.99	000100	89.9
	1,917.93	000100	12.8
	1,918.00	000100	4.2
	1,918.00	025300	2.7
	1,920.15	000100	13.8
	1,960.00	000100	5.5
	1,960.00	024800	2.2
	1,977.05	021800	4.9
	2,000.00	000100	228.6
	2,000.00	013600	5.0
	2,000.00	017400	38.8
	2,000.00	025100	1.0
	2,000.00	027600	2.5
	2,047.07	000100	33.7
	2,100.00	000100	97.8
	2,150.00	000100	6.0
	2,200.00	000100	70.0
	2,200.00	027600	1.9
	2,300.00	000100	91.7
	2,302.95	000100	32.3
	2,321.40	000100	4.2
	2,350.00	000100	15.2
	2,375.00	000100	3.2
	2,391.40	013600	27.9
	2,400.00	000100	56.4
	2,400.00	017000	4.2
	2,400.00	021600	7.4
	2,500.00	000100	114.1
	2,500.00	002600	46.7
	2,500.00	022700	1.0
	2,500.00	025100	0.3
	2,500.00	027600	2.0
	2,550.00	025100	9.9
	2,600.00	000100	23.3
	2,600.00	017400	15.6
	2,667.60	000100	26.3
	2,700.00	000100	26.0
	2,700.00	025100	8.4
	2,724.00	000100	37.1
	2,750.00	000100	30.1
	2,750.00	024800	9.3
	2,800.00	000100	22.6
	2,850.00	000100	32.8
	2,860.35	000100	11.4
	2,950.00	000100	8.5
	3,000.00	000100	218.3
	3,000.00	020900	16.9
	3,000.00	021600	6.5
	3,000.00	025400	40.8
	3,008.24	000100	14.7
	3,100.00	000100	30.8
	3,124.24	000100	1.3
	3,124.25	000100	11.1
	3,200.00	000100	71.6
	3,200.00	025100	11.7
	3,200.00	028100	5.2
	3,225.00	000100	19.0
	3,232.00	000100	8.4
	3,300.00	028100	32.4
	3,379.15	024800	20.2
	3,388.00	000100	7.6
	3,400.00	021000	2.0
	3,400.00	025100	20.8
	3,500.00	000100	63.1
	3,500.00	021000	1.6

	3,500.00	025100	7.7
	3,570.00	000100	3.3
	3,600.00	025100	6.1
	3,800.00	000100	23.0
	3,970.07	000100	27.8
	4,000.00	000100	8.8
	4,000.00	027000	7.2
	4,200.00	000100	62.2
	4,200.00	024800	9.1
	4,235.27	000100	10.9
	4,500.00	000100	15.1
Wtd. Avg. Base & Total Tons	2,232.31		2,872.0
Other Red b/	600.00	024800	1.2
	3,000.00	000100	6.5
Wtd. Avg. Base & Total Tons	2,625.97		7.7

DISTRICT 05

WINE GRAPES (WHITE)

Chardonnay *	300.00	001900	46.5
	300.00	018800	74.0
	400.00	002200	241.7
	400.00	043900	226.5
	450.00	001900	196.0
	450.00	020600	524.4
	450.00	046000	150.7
	600.00	009000	45.1
	650.00	000100	48.7
	650.00	019100	39.8
	650.00	024500	88.1
	700.00	000100	261.1
	700.00	019100	51.1
	800.00	000100	66.6
	900.00	000100	508.1
	950.00	007900	117.9
	950.00	017100	131.5
	950.00	017200	70.0
	975.67	000100	55.2
	1,000.00	020800	23.8
	1,150.00	007900	72.3
	1,150.00	009000	72.7
	1,200.00	000100	32.6
	1,250.00	020800	53.4
	1,461.95	000100	551.7
Wtd. Avg. Base & Total Tons	785.88		3,749.5
Chenin Blanc	400.00	042350	697.8
Wtd. Avg. Base & Total Tons	400.00		697.8
French Colombard	125.00	000100	22.7
	200.00	042430	23.4
Wtd. Avg. Base & Total Tons	163.07		46.1
Malvasia Bianca *	505.00	019100	17.3
Wtd. Avg. Base & Total Tons	505.00		17.3
Muscat Blanc *	1,150.00	000100	17.3
Wtd. Avg. Base & Total Tons	1,150.00		17.3
Pinot Gris *	600.00	000100	377.3
	750.00	019100	5.3
	850.00	024500	99.2
	900.00	014000	17.5
	1,040.00	000100	55.9
	1,200.00	000100	8.0
Wtd. Avg. Base & Total Tons	706.96		563.2
Roussanne	1,300.00	000100	5.2
Wtd. Avg. Base & Total Tons	1,300.00		5.2

TABLE 8: BASE PRICE PAID TO GROWERS FOR GRAPES CRUSHED AND DELIVERED TO CALIFORNIA PROCESSORS FROM THE 2006 CROP WITH BRIX FACTORS AND PURCHASED TONNAGE, BY TYPE, VARIETY, REPORTING DISTRICT WHERE GROWN, AND WEIGHTED AVERAGE BASE PRICE.

District, Type, and Variety	Base Price Per Ton	Brix Factors	Tons
	Dollars	Code a/	

District, Type, and Variety	Base Price Per Ton	Brix Factors	Tons
	Dollars	Code a/	

DISTRICT 05 (Cont'd.)

Sauvignon Blanc	125.00	000100	233.9
	350.00	009100	9.9
	400.00	042400	329.6
	450.00	046000	254.8
	600.00	024500	80.8
	650.00	000100	4.7
	700.00	000100	49.3
	707.00	000100	12.4
	757.50	013600	24.8
	757.50	019100	21.6
	1,800.00	046000	1.1
Wtd. Avg. Base & Total Tons	401.94		1,022.9
Semillon	606.00	019100	24.6
	1,800.00	046000	2.1
Wtd. Avg. Base & Total Tons	699.91		26.7
Viognier	500.00	054300	93.7
	750.00	000100	43.7
	808.00	000100	8.9
	900.00	000100	50.7
Wtd. Avg. Base & Total Tons	672.32		197.0
White Riesling *	720.00	046000	50.5
	1,175.00	000100	44.8
Wtd. Avg. Base & Total Tons	933.89		95.3
Other White b/	1,765.41	000100	5.0
Wtd. Avg. Base & Total Tons	1,765.41		5.0

WINE GRAPES (RED)

Barbera	1,959.51	020800	16.8
Wtd. Avg. Base & Total Tons	1,959.51		16.8
Cabernet Franc	900.00	019100	21.9
	1,212.00	021000	10.6
Wtd. Avg. Base & Total Tons	1,001.76		32.5
Cabernet Sauvignon	110.00	000100	498.6
	165.00	000100	50.3
	600.00	061300	117.1
	800.00	000100	63.1
	1,000.00	000100	2.3
	1,000.00	020800	24.2
	1,050.00	026500	15.6
	1,100.00	019100	29.3
	1,200.00	000100	252.4
	3,970.07	020800	14.6
Wtd. Avg. Base & Total Tons	580.64		1,067.5
Carignane	600.00	000100	2.0
Wtd. Avg. Base & Total Tons	600.00		2.0
Gamay (Napa) *	505.00	046000	166.6
	750.00	000100	32.1
Wtd. Avg. Base & Total Tons	544.58		198.7
Grenache *	1,250.00	000100	2.8
Wtd. Avg. Base & Total Tons	1,250.00		2.8
Malbec	1,200.00	000100	12.0
Wtd. Avg. Base & Total Tons	1,200.00		12.0

Merlot	110.00	000100	420.9
	600.00	061300	140.1
	630.00	022600	339.6
	825.00	000100	70.3
	950.00	000100	40.2
	950.00	017200	47.4
	1,000.00	000100	122.4
	1,000.00	017200	289.7
	1,200.00	000100	210.2
	1,513.86	000100	171.5
	1,829.38	000100	63.9
	2,661.51	020800	18.9
	2,661.61	020800	29.4
	5,065.89	000100	19.5
Wtd. Avg. Base & Total Tons	883.94		1,984.0
Petit Verdot	2,000.00	000100	12.4
Wtd. Avg. Base & Total Tons	2,000.00		12.4
Petite Sirah	500.00	027800	1.0
	600.00	025300	9.8
	656.50	000100	39.7
	700.00	000100	19.2
	800.00	000100	529.1
	808.00	046000	65.0
	900.00	000100	11.4
	900.00	026500	30.2
	1,250.00	021000	2.1
	1,350.00	000100	59.4
	1,500.00	000100	4.1
	2,285.70	000100	8.8
Wtd. Avg. Base & Total Tons	856.89		779.8
Pinot Noir	655.46	054400	158.4
	1,100.00	019100	26.8
	1,100.00	026500	20.1
	1,200.00	000100	298.2
	1,200.00	026500	26.3
	1,200.00	061300	232.8
	1,300.00	024500	93.7
	1,400.00	000100	49.1
	1,400.00	046000	46.3
	1,500.00	026500	33.6
	3,169.00	000100	37.1
Wtd. Avg. Base & Total Tons	1,220.18		1,022.4
Sangiovese *	1,000.00	017600	1.0
Wtd. Avg. Base & Total Tons	1,000.00		1.0
Syrah *	110.00	000100	75.9
	500.00	027800	1.0
	886.00	000100	3.1
	1,000.00	000100	46.0
	1,000.00	002600	1.6
	1,500.00	000100	11.5
	1,725.00	000100	11.1
	1,765.52	000100	12.2
	1,863.18	000100	27.8
	1,980.50	000100	19.4
Wtd. Avg. Base & Total Tons	989.27		209.6
Zinfandel *	300.00	034600	233.5
	350.00	009100	4.0
	400.00	007200	188.4
	600.00	007200	91.3
	800.00	002600	16.4
	900.00	000100	41.8
	900.00	026500	24.2
	1,172.00	000100	13.3
	1,200.00	000100	1.9
Wtd. Avg. Base & Total Tons	474.91		614.8

TABLE 8: BASE PRICE PAID TO GROWERS FOR GRAPES CRUSHED AND DELIVERED TO CALIFORNIA PROCESSORS FROM THE 2006 CROP WITH BRIX FACTORS AND PURCHASED TONNAGE, BY TYPE, VARIETY, REPORTING DISTRICT WHERE GROWN, AND WEIGHTED AVERAGE BASE PRICE.

District, Type, and Variety	Base Price Per Ton	Brix Factors	Tons	District, Type, and Variety	Base Price Per Ton	Brix Factors	Tons
	Dollars	Code a/			Dollars	Code a/	
DISTRICT 06							
WINE GRAPES (WHITE)							
Chardonnay *	300.00	018800	20.2	Pinot Gris *	1,075.00	000100	9.6
	400.00	002200	497.5		1,200.00	000100	15.2
	600.00	014000	7.0		1,200.00	042415	199.6
	670.00	000100	591.5		1,500.00	000100	2.2
	700.00	000100	287.0		1,600.00	000100	11.3
	800.00	000100	19.8	Wtd. Avg. Base & Total Tons	1,216.73		237.9
	800.00	020800	67.2	Roussanne	1,650.00	017200	1.0
	900.00	000100	25.9	Wtd. Avg. Base & Total Tons	1,650.00		1.0
	900.00	013600	4.0	Sauvignon Blanc	450.00	013400	101.7
	950.00	017400	98.9		500.00	020800	127.7
	992.89	000100	5.8		550.00	000100	8.0
	1,000.00	017000	2.0		600.00	013000	24.6
	1,000.00	017400	13.7		656.50	041700	178.0
	1,000.00	020800	953.5		700.00	000100	2.0
	1,050.00	016900	130.8		700.00	013400	400.0
	1,050.00	020500	20.8		700.00	020800	0.9
	1,100.00	017400	4.0		800.00	000100	3.9
	1,200.00	000100	3.3		1,125.00	017000	0.8
	1,200.00	017400	12.5		1,200.00	000100	6.3
	1,250.00	017400	2.0		1,400.00	000100	4.1
	1,285.00	017200	23.2		1,400.00	043030	4.4
	1,300.00	017400	8.7	Wtd. Avg. Base & Total Tons	639.08		862.4
	1,300.00	020450	1.9	Sauvignon Musque	400.00	000100	24.2
	1,500.00	000100	7.4	Wtd. Avg. Base & Total Tons	400.00		24.2
	1,500.00	020800	2.8	Semillon	400.00	012175	6.9
	1,500.00	055000	2.7		600.00	000100	2.5
	1,600.00	000100	2.3		911.02	000100	5.4
	1,600.00	014000	12.5	Wtd. Avg. Base & Total Tons	620.24		14.8
	1,800.00	000100	23.0	Viognier	400.00	000100	2.8
	1,800.00	014000	29.4		500.00	000100	0.2
	1,800.00	017400	22.0		600.00	018800	12.8
	1,800.00	027600	7.5		768.60	024400	48.7
	1,850.00	017200	25.5		1,100.00	000100	4.0
	1,900.00	055000	2.4		1,100.00	017600	1.0
	1,950.00	000100	9.9		1,100.00	021000	0.6
	1,950.00	021500	2.8		1,200.00	000100	4.1
	2,000.00	000100	30.0		1,200.00	017600	4.1
	2,000.00	013600	2.9		1,200.00	030700	7.5
	2,000.00	013800	10.7		1,600.00	000100	0.7
	2,000.00	019400	2.0		1,600.00	026900	1.9
	2,113.00	000100	22.3	Wtd. Avg. Base & Total Tons	853.97		88.4
	2,200.00	000100	10.4	White Riesling *	800.00	020600	3.9
	2,200.00	014000	10.5		2,000.00	030630	2.0
	2,200.00	021500	15.0	Wtd. Avg. Base & Total Tons	1,206.78		5.9
	2,300.00	016300	3.1	Other White b/	1,000.00	017000	6.1
	2,500.00	017400	8.0		1,250.00	000100	1.0
	2,500.00	021000	2.9	Wtd. Avg. Base & Total Tons	1,035.21		7.1
Wtd. Avg. Base & Total Tons	885.95		3,069.2	WINE GRAPES (RED)			
Malvasia Bianca *	400.00	000100	2.1	Alicante Bouschet *	400.00	000100	45.1
Wtd. Avg. Base & Total Tons	400.00		2.1		684.03	000100	10.3
Marsanne	638.69	022700	8.2		1,000.00	000100	2.1
	750.00	022700	12.5		1,700.00	000100	2.5
Wtd. Avg. Base & Total Tons	705.91		20.7	Wtd. Avg. Base & Total Tons	2,050.00	000100	10.2
Montonico	400.00	000100	7.7				
Wtd. Avg. Base & Total Tons	400.00		7.7	Barbera	400.00	000100	20.6
Muscat Blanc *	1,200.00	020800	5.1		800.00	024800	1.0
Wtd. Avg. Base & Total Tons	1,200.00		5.1		1,100.00	013800	1.3
Palomino *	2,050.00	000100	13.4		1,200.00	019400	3.5
Wtd. Avg. Base & Total Tons	2,050.00		13.4	Wtd. Avg. Base & Total Tons	555.68		26.4
Pinot Blanc	1,300.00	000100	12.0				
	1,300.00	017400	2.3				
Wtd. Avg. Base & Total Tons	1,300.00		14.3				

TABLE 8: BASE PRICE PAID TO GROWERS FOR GRAPES CRUSHED AND DELIVERED TO CALIFORNIA PROCESSORS FROM THE 2006 CROP WITH BRIX FACTORS AND PURCHASED TONNAGE, BY TYPE, VARIETY, REPORTING DISTRICT WHERE GROWN, AND WEIGHTED AVERAGE BASE PRICE.

District, Type, and Variety	Base Price Per Ton	Brix Factors	Tons
	Dollars	Code a/	

District, Type, and Variety	Base Price Per Ton	Brix Factors	Tons
	Dollars	Code a/	

DISTRICT 06 (Cont'd.)

Cabernet Franc	400.00	000100	5.4
	500.00	000100	1.8
	800.00	000100	0.7
	1,000.00	021000	1.9
	1,200.00	000100	2.9
	1,400.00	017400	2.6
	1,500.00	000100	2.0
	1,600.00	014000	3.0
	1,600.00	023100	1.5
	1,800.00	023100	0.4
	2,000.00	000100	1.2
	2,300.00	013800	0.9
	2,340.00	020800	1.8
	2,500.00	000100	1.4
	2,600.00	000100	0.5
	2,600.00	019400	1.8
	3,000.00	019400	3.4
	3,500.00	028000	0.5
Wtd. Avg. Base & Total Tons	1,592.64		33.7
Cabernet Sauvignon	250.00	022600	81.8
	400.00	017600	0.4
	500.00	000100	3.5
	600.00	000100	4.0
	636.57	000100	921.4
	700.00	022600	144.9
	760.00	022600	182.8
	800.00	000100	1.0
	800.00	062410	315.8
	900.00	000100	21.3
	963.91	000100	2.4
	1,000.00	000100	25.9
	1,000.00	017400	1.6
	1,000.00	021000	6.1
	1,000.00	024800	2.1
	1,100.00	017200	4.1
	1,200.00	000100	15.5
	1,200.00	020800	77.7
	1,300.00	000100	7.3
	1,300.00	017500	2.5
	1,300.00	021000	3.1
	1,400.00	000100	5.1
	1,400.00	017400	1.6
	1,500.00	000100	12.8
	1,500.00	017400	3.9
	1,500.00	023100	1.2
	1,500.00	024800	2.1
	1,600.00	000100	0.5
	1,600.00	017400	3.4
	1,600.00	021000	6.8
	1,800.00	000100	3.0
	1,800.00	020800	0.5
	2,000.00	000100	10.6
	2,000.00	013800	5.3
	2,000.00	017800	13.4
	2,200.00	000100	5.2
	2,400.00	000100	0.8
	2,450.00	000100	2.9
	2,500.00	000100	13.0
	2,500.00	017400	5.2
	2,500.00	020800	0.2
	2,500.00	021000	5.5
	2,600.00	000100	1.2
	2,600.00	020800	6.9
	2,650.00	021500	4.8
	2,700.00	000100	4.7
	2,750.00	000100	5.0
	2,800.00	019400	1.9
	2,850.00	019400	3.0
	3,000.00	000100	1.9
	3,000.00	017800	15.0
	3,500.00	017800	9.6
	3,500.00	019400	5.4
	3,500.00	028000	6.7
	4,000.00	000100	0.5
Wtd. Avg. Base & Total Tons	852.09		1,994.8

Carignane	450.00	022800	19.3
	600.00	000100	26.2
	600.00	013600	3.5
	800.00	000100	7.6
	800.00	020800	69.3
	800.00	022700	73.4
	909.42	022700	31.8
	1,000.00	000100	11.9
	1,300.00	000100	1.1
	1,500.00	000100	4.1
	1,500.00	019300	1.1
	2,000.00	000100	12.6
	2,050.00	000100	60.7
Wtd. Avg. Base & Total Tons	1,073.87		322.6
Cinsaut *	400.00	000100	7.2
	400.00	012175	28.0
	1,000.00	022800	1.0
Wtd. Avg. Base & Total Tons	416.57		36.2
Dolcetto	2,110.00	000100	6.0
Wtd. Avg. Base & Total Tons	2,110.00		6.0
Durif	1,500.00	000100	1.6
Wtd. Avg. Base & Total Tons	1,500.00		1.6
Grenache *	400.00	000100	100.1
	850.00	024500	0.6
	1,000.00	000100	2.6
	1,000.00	017400	2.2
	1,200.00	000100	0.8
	1,500.00	014000	1.3
	2,050.00	000100	15.2
	2,100.00	027600	28.8
Wtd. Avg. Base & Total Tons	922.82		151.6
Malbec	1,200.00	000100	2.5
	1,800.00	014000	7.7
	1,800.00	023400	2.0
Wtd. Avg. Base & Total Tons	1,677.05		12.2
Mataro *	400.00	013100	15.2
	600.00	000100	16.3
	913.49	000100	13.9
	1,000.00	000100	71.4
	1,050.00	000100	1.5
	1,100.00	000100	9.6
	1,128.21	022700	11.7
	1,200.00	000100	14.9
	1,200.00	017400	2.4
	1,200.00	022700	35.8
	1,200.00	022800	3.1
	1,300.00	022800	7.1
	1,500.00	000100	17.8
	1,500.00	027600	2.5
	1,600.00	000100	0.9
	1,818.85	022700	65.0
	2,000.00	000100	38.5
	2,050.00	000100	232.0
	2,100.00	014500	9.1
	2,333.00	000100	5.1
Wtd. Avg. Base & Total Tons	1,630.68		573.8
Merlot	200.00	023400	1.0
	222.00	000100	63.9
	400.00	017400	2.0
	400.00	020600	374.1
	500.00	000100	0.9
	600.00	000100	6.0
	707.00	052500	316.9
	750.00	065650	47.5
	760.00	020600	51.3

TABLE 8: BASE PRICE PAID TO GROWERS FOR GRAPES CRUSHED AND DELIVERED TO CALIFORNIA PROCESSORS FROM THE 2006 CROP WITH BRIX FACTORS AND PURCHASED TONNAGE, BY TYPE, VARIETY, REPORTING DISTRICT WHERE GROWN, AND WEIGHTED AVERAGE BASE PRICE.

District, Type, and Variety	Base Price Per Ton	Brix Factors	Tons	District, Type, and Variety	Base Price Per Ton	Brix Factors	Tons
	Dollars	Code a/			Dollars	Code a/	
DISTRICT 06 (Cont'd.)					5,263.00	000100	2.3
Merlot (Cont'd.)	800.00	000100	6.3	Wtd. Avg. Base & Total Tons	1,166.46		1,205.4
	835.18	000100	581.1	Pinot Noir	1,000.00	021500	0.5
	875.00	013600	2.0		1,200.00	000100	3.1
	900.00	000100	18.4		1,200.00	021600	5.6
	964.25	000100	7.0		1,346.00	017200	19.5
	1,000.00	000100	9.9		1,500.00	062410	121.1
	1,000.00	020600	3.5		1,800.00	000100	9.9
	1,000.00	020800	169.0		2,000.00	000100	16.3
	1,100.00	000100	4.7		2,100.00	000100	0.6
	1,200.00	017400	10.2		2,100.00	013600	4.9
	1,200.00	024800	1.9		2,108.00	000100	2.8
	1,400.00	000100	14.4		2,250.00	021500	70.3
	1,400.00	019300	4.8		2,300.00	000100	1.8
	1,500.00	017400	0.6		2,300.00	021500	2.4
	1,500.00	024800	1.6		2,391.00	000100	21.5
	1,600.00	000100	16.3		2,400.00	000100	13.7
	1,600.00	014000	6.5		2,400.00	014000	8.8
	1,600.00	020800	4.5		2,400.00	022900	6.0
	1,656.00	017200	31.0		2,400.00	023100	16.9
	1,683.00	000100	30.4		2,500.00	000100	46.2
	1,800.00	000100	3.5		2,500.00	017200	9.9
	1,850.00	021500	5.0		2,500.00	017400	10.3
	1,940.00	020800	0.8		2,500.00	017600	1.2
	2,000.00	000100	2.4		2,500.00	020800	2.4
	2,000.00	013800	4.1		2,500.00	023100	9.7
	2,000.00	017400	2.9		2,500.00	055000	3.0
	2,200.00	000100	5.5		2,600.00	000100	5.7
	2,200.00	019400	5.9		2,600.00	014000	3.4
	2,450.00	000100	0.6		2,600.00	021500	13.0
	2,500.00	000100	4.2		2,800.00	000100	9.5
	3,500.00	028000	1.9		2,800.00	028000	11.0
					2,850.00	017600	1.1
Wtd. Avg. Base & Total Tons	789.81		1,824.5		2,900.00	021500	10.8
Nebbiolo	404.00	009100	25.8		3,000.00	000100	4.1
	2,653.00	000100	2.3		3,000.00	019400	2.4
Wtd. Avg. Base & Total Tons	588.08		28.1		3,100.00	019400	4.5
					3,200.00	017600	1.0
Petit Verdot	400.00	020600	39.8		3,500.00	019400	3.9
	1,800.00	000100	1.3	Wtd. Avg. Base & Total Tons	2,132.99		478.8
	1,800.00	025100	1.0	Refosco *	2,700.00	000100	2.6
	2,000.00	000100	3.0	Wtd. Avg. Base & Total Tons	2,700.00		2.6
	2,000.00	013800	0.2	Sangiovese *	800.00	024800	1.0
	2,000.00	014000	3.0		850.00	017600	0.4
Wtd. Avg. Base & Total Tons	672.05		48.3		900.00	000100	6.4
Petite Sirah	400.00	000100	7.8		1,000.00	000100	1.5
	500.00	000100	10.4		1,000.00	020600	9.0
	600.00	000100	48.3		1,450.00	000100	8.9
	760.00	022850	30.0		1,500.00	013800	1.2
	800.00	000100	5.5		1,500.00	017200	6.9
	800.00	017600	2.5		1,650.00	017600	7.3
	900.00	000100	6.7		2,000.00	000100	8.1
	928.00	000100	13.9	Wtd. Avg. Base & Total Tons	1,394.48		50.7
	1,000.00	000100	11.3	Syrah *	400.00	000100	64.1
	1,000.00	021000	2.2		500.00	000100	2.0
	1,092.65	000100	154.9		600.00	000100	9.0
	1,100.00	000100	33.1		600.00	014000	2.3
	1,100.00	023890	678.5		600.00	020700	51.3
	1,100.00	024020	1.0		760.00	020700	42.8
	1,103.36	000100	2.7		815.43	000100	4.0
	1,200.00	000100	1.6		898.92	000100	69.5
	1,200.00	029125	2.4		900.00	020800	130.0
	1,300.00	017400	2.8		1,000.00	000100	35.4
	1,300.00	017500	1.8		1,000.00	021000	10.6
	1,500.00	000100	11.4		1,089.00	017200	14.8
	1,500.00	013800	2.2		1,100.00	023400	2.0
	1,600.00	000100	10.1		1,200.00	000100	11.8
	1,600.00	014000	7.5		1,200.00	013600	3.7
	1,600.00	021000	9.5		1,200.00	024500	4.4
	1,793.56	000100	34.2		1,300.00	000100	2.1
	1,800.00	000100	75.9		1,300.00	017600	2.0
	1,800.00	017400	0.9		1,313.02	020800	28.9
	1,800.00	029125	1.7				
	1,908.01	000100	31.0				
	2,000.00	000100	1.3				

TABLE 8: BASE PRICE PAID TO GROWERS FOR GRAPES CRUSHED AND DELIVERED TO CALIFORNIA PROCESSORS FROM THE 2006 CROP WITH BRIX FACTORS AND PURCHASED TONNAGE, BY TYPE, VARIETY, REPORTING DISTRICT WHERE GROWN, AND WEIGHTED AVERAGE BASE PRICE.

District, Type, and Variety	Base Price Per Ton	Brix Factors	Tons
	Dollars	Code a/	

DISTRICT 06 (Cont'd.)

Syrah * (Cont'd.)	1,322.42	000100	6.8
	1,400.00	013600	1.8
	1,450.00	000100	6.4
	1,500.00	000100	4.8
	1,500.00	014000	7.1
	1,500.00	017400	7.7
	1,500.00	020700	6.4
	1,800.00	000100	8.9
	1,800.00	017400	3.0
	1,800.00	021500	4.8
	1,800.00	027800	2.6
	2,000.00	000100	0.9
	2,000.00	013800	0.6
	2,200.00	000100	13.8
	2,400.00	000100	1.6
	3,000.00	026900	2.3
	4,000.00	000100	6.1
Wtd. Avg. Base & Total Tons	995.96		576.3
Tempranillo *	1,200.00	000100	51.0
	1,750.00	000100	1.6
Wtd. Avg. Base & Total Tons	1,216.73		52.6
Teroldego	1,050.00	062410	27.4
	1,202.30	000100	51.0
	1,500.00	000100	10.0
	1,600.00	062410	23.6
Wtd. Avg. Base & Total Tons	1,275.42		112.0
Touriga Nacional *	1,032.84	024500	3.3
Wtd. Avg. Base & Total Tons	1,032.84		3.3
Zinfandel *	450.00	022800	0.8
	600.00	000100	13.3
	750.00	000100	91.9
	760.00	022500	2.5
	800.00	000100	476.6
	800.00	017200	1.0
	800.00	022800	6.4
	800.00	024800	1.0
	850.00	000100	30.4
	900.00	022500	32.3
	930.40	000100	58.0
	1,000.00	000100	138.8
	1,000.00	021000	3.0
	1,000.00	021500	3.2
	1,100.00	000100	61.4
	1,100.00	020800	5.5
	1,131.19	022700	25.5
	1,200.00	000100	47.0
	1,200.00	014000	3.6
	1,200.00	017600	2.9
	1,200.00	021000	2.9
	1,200.00	027800	9.1
	1,200.00	060740	2.1
	1,250.00	000100	4.4
	1,250.46	022700	109.2
	1,311.61	000100	16.4
	1,335.10	000100	39.5
	1,400.00	000100	136.7
	1,500.00	000100	14.1
	1,500.00	017400	1.6
	1,500.00	017600	4.3
	1,500.00	020800	3.7
	1,500.00	021000	5.2
	1,500.00	022800	13.7
	1,591.49	022700	76.5
	1,600.00	000100	1.8
	1,600.00	021500	7.5
	1,650.00	017400	1.5
	1,700.00	000100	12.3
	1,700.00	022800	13.4
	1,771.39	000100	10.7
	1,800.00	014000	6.5

District, Type, and Variety	Base Price Per Ton	Brix Factors	Tons
	Dollars	Code a/	

	1,833.33	019000	43.2
	1,934.21	000100	19.5
	2,000.00	000100	66.6
	2,000.00	013800	0.9
	2,050.00	000100	67.4
	2,200.00	000100	23.7
	2,333.00	000100	29.6
	2,500.00	014000	7.6
Wtd. Avg. Base & Total Tons	1,206.75		1,756.7
Other Red b/	1,200.00	000100	3.5
Wtd. Avg. Base & Total Tons	1,200.00		3.5

DISTRICT 07

WINE GRAPES (WHITE)

Arneis	500.00	020700	1.8
	1,500.00	000100	8.4
	1,598.00	000100	20.9
Wtd. Avg. Base & Total Tons	1,507.98		31.1
Chardonnay *	325.00	000100	84.0
	537.54	017200	126.6
	600.00	000100	309.2
	600.00	018800	1,045.1
	618.00	004930	4.7
	670.00	018800	212.0
	700.00	018800	2,164.0
	700.00	024300	355.5
	725.25	000100	586.3
	750.00	000100	1,452.1
	750.00	026500	120.6
	775.00	000100	247.4
	791.11	021000	89.6
	800.00	000100	110.8
	800.00	020800	286.5
	824.03	017200	199.1
	825.00	000100	239.0
	825.00	017000	636.1
	850.00	000100	847.0
	850.00	054430	88.5
	850.00	062410	180.6
	865.00	000100	145.9
	875.00	052500	57.5
	875.50	052500	217.8
	878.90	020500	513.1
	879.56	013600	359.9
	879.56	066000	218.7
	880.00	058630	683.4
	882.32	000100	226.2
	900.00	000100	2,531.9
	900.00	017200	19.4
	900.00	046000	587.0
	900.00	052500	752.4
	913.50	055375	747.9
	917.25	019100	1,947.6
	917.25	022800	99.4
	925.00	020600	981.4
	934.00	052500	299.5
	934.56	056900	42.9
	938.00	000100	143.9
	940.98	056900	1,015.8
	941.04	056900	290.6
	950.00	000100	612.6
	950.00	052500	529.9
	972.71	000100	972.7
	985.00	054430	274.2
	988.03	056900	197.5
	988.06	056900	273.1
	1,000.00	000100	2,034.3
	1,000.00	017000	1,687.6
	1,000.00	017400	48.0
	1,000.00	020800	369.6
	1,000.00	021000	183.7
	1,000.00	024500	22.0
	1,000.00	057700	871.1

TABLE 8: BASE PRICE PAID TO GROWERS FOR GRAPES CRUSHED AND DELIVERED TO CALIFORNIA PROCESSORS FROM THE 2006 CROP WITH BRIX FACTORS AND PURCHASED TONNAGE, BY TYPE, VARIETY, REPORTING DISTRICT WHERE GROWN, AND WEIGHTED AVERAGE BASE PRICE.

District, Type, and Variety	Base Price Per Ton	Brix Factors	Tons	District, Type, and Variety	Base Price Per Ton	Brix Factors	Tons
	Dollars	Code a/			Dollars	Code a/	
DISTRICT 07 (Cont'd.)							
Chardonnay * (Cont'd.)	1,000.00	062410	842.3		900.00	042415	42.1
	1,000.00	066110	299.4		925.00	000100	12.0
	1,029.56	000100	31.2		1,000.00	000100	71.5
	1,038.00	000100	39.3		1,000.00	017000	35.1
	1,047.06	056900	847.4		1,000.00	020600	2.4
	1,050.00	024500	20.4		1,000.00	041700	86.0
	1,075.00	000100	40.5		1,050.00	015800	452.9
	1,100.00	000100	4,195.4		1,100.00	013000	367.5
	1,100.00	013500	3.5		1,100.00	019400	24.1
	1,100.00	014500	19.3		1,150.00	042415	162.8
	1,100.00	020800	4.7		1,200.00	000100	26.3
	1,100.00	046000	46.4		1,200.00	014000	13.2
	1,100.00	052500	566.5		1,200.00	017200	8.5
	1,100.00	057700	560.7		1,200.00	019400	15.0
	1,125.00	014500	123.8		1,300.00	000100	5.0
	1,129.56	000100	29.1		1,500.00	030650	4.2
	1,150.00	021000	1,355.1		1,597.00	000100	4.9
	1,161.00	000100	42.9	Wtd. Avg. Base & Total Tons	942.81		2,919.9
	1,161.85	017100	655.1	Grenache Blanc	1,675.05	020600	30.0
	1,185.86	000100	527.0	Wtd. Avg. Base & Total Tons	1,675.05		30.0
	1,200.00	000100	628.0	Malvasia Bianca *	1,000.00	000100	8.8
	1,200.00	002600	4.0		1,062.39	018800	72.7
	1,200.00	014000	9.3		1,284.00	021000	43.3
	1,200.00	014500	20.8		1,305.00	000100	4.5
	1,200.00	017400	1,103.7		1,350.00	000100	5.6
	1,200.00	024500	21.0	Wtd. Avg. Base & Total Tons	1,149.48		134.9
	1,225.00	000100	87.0	Marsanne	706.09	017000	65.0
	1,229.18	000100	3,549.7		876.00	000100	13.7
	1,243.36	017100	179.8		900.00	000100	17.6
	1,244.37	000100	87.1		916.48	013600	55.0
	1,250.00	000100	276.0		1,200.00	000100	0.4
	1,250.00	014500	58.1		1,641.22	020600	3.9
	1,275.00	000100	34.5		2,164.43	022700	3.0
	1,300.00	000100	190.2	Wtd. Avg. Base & Total Tons	867.07		158.6
	1,300.00	021000	94.4	Muscat Blanc *	700.00	000100	170.7
	1,300.00	022600	9.8		958.00	000100	0.6
	1,350.00	000100	22.1		1,100.00	046000	16.6
	1,350.00	021000	88.6		1,283.00	021000	27.7
	1,350.00	021200	8.5		1,300.00	000100	115.1
	1,350.00	024500	251.2	Wtd. Avg. Base & Total Tons	978.21		330.7
	1,379.31	020800	1,493.1	Muscat Orange	1,000.00	000100	2.2
	1,400.00	000100	153.2		1,127.77	000100	0.9
	1,400.00	013600	14.9		1,275.00	017000	5.3
	1,400.00	014500	40.0		1,654.48	022700	35.5
	1,400.00	017200	1.1	Wtd. Avg. Base & Total Tons	1,565.07		43.9
	1,400.00	027000	5.1	Pinot Blanc	700.00	000100	54.0
	1,420.00	017400	10.4		800.00	062410	106.8
	1,500.00	000100	64.6		1,000.00	000100	0.5
	1,500.00	020700	3.6	Wtd. Avg. Base & Total Tons	767.14		161.3
	1,500.00	021500	10.0	Pinot Gris *	700.00	043900	43.5
	1,525.00	014500	75.0		726.39	017000	126.5
	1,600.00	000100	10.8		800.00	000100	151.7
	1,800.00	000100	131.9		800.00	013100	270.8
	2,400.00	000100	3.5		900.00	013100	109.9
	2,400.00	024800	1.7		900.00	046000	72.0
	2,500.00	000100	24.9		1,100.00	000100	103.7
	2,500.00	014500	14.4		1,100.00	016900	10.2
	2,600.00	000100	3.6		1,100.00	017100	167.6
	2,600.00	011400	2.8		1,133.00	000100	233.4
	2,646.00	000100	2.4		1,146.41	000100	6.1
	3,200.00	013400	1.6		1,147.17	000100	21.7
	3,910.00	017400	47.6		1,147.17	041700	431.5
	4,784.00	000100	2.4		1,147.17	043900	166.0
	5,793.26	000100	29.0		1,147.17	046000	51.9
Wtd. Avg. Base & Total Tons	1,001.28		48,464.6		1,147.17	052500	77.2
Chenin Blanc	300.00	012175	206.8		1,150.00	041700	57.0
	400.00	013100	78.7				
	672.00	011100	3.1				
	700.00	000100	59.1				
	1,000.00	013500	4.4				
Wtd. Avg. Base & Total Tons	401.51		352.1				
Gewurztraminer	800.00	013000	893.9				
	825.00	000100	255.9				
	900.00	015800	436.6				

TABLE 8: BASE PRICE PAID TO GROWERS FOR GRAPES CRUSHED AND DELIVERED TO CALIFORNIA PROCESSORS FROM THE 2006 CROP WITH BRIX FACTORS AND PURCHASED TONNAGE, BY TYPE, VARIETY, REPORTING DISTRICT WHERE GROWN, AND WEIGHTED AVERAGE BASE PRICE.

District, Type, and Variety	Base Price Per Ton	Brix Factors	Tons
	Dollars	Code a/	

District, Type, and Variety	Base Price Per Ton	Brix Factors	Tons
	Dollars	Code a/	

DISTRICT 07 (Cont'd.)

Pinot Gris * (Cont'd.)	1,188.00	000100	144.4
	1,200.00	019200	284.4
	1,200.00	042415	65.7
	1,204.53	015800	133.8
	1,211.00	042415	114.8
	1,247.21	046000	203.7
	1,250.00	000100	547.2
	1,250.00	017000	137.2
	1,300.00	000100	164.7
	1,300.00	013100	389.2
	1,340.00	000100	365.4
	1,375.00	000100	143.9
	1,450.00	000100	3.2
	1,583.83	000100	18.3
	1,638.00	000100	45.4
	1,697.31	022700	45.7
	1,716.60	016800	7.5
Wtd. Avg. Base & Total Tons	1,167.10		4,915.2
Roussanne	792.00	017000	22.6
	1,200.00	000100	0.4
	1,250.00	021000	3.4
	1,578.58	013800	25.3
	1,800.00	000100	3.9
	3,000.00	025650	24.4
Wtd. Avg. Base & Total Tons	1,784.84		80.0
Sauvignon Blanc	700.00	000100	123.4
	700.00	013000	118.6
	850.00	000100	407.0
	850.00	015700	132.5
	850.00	017000	65.4
	850.00	054200	358.9
	866.46	000100	330.3
	895.00	002200	731.7
	895.00	042415	265.4
	895.00	062410	237.8
	900.00	000100	137.0
	920.00	042415	89.7
	925.00	000100	133.2
	940.44	000100	409.4
	950.00	000100	298.9
	950.00	013400	5.0
	1,000.00	000100	57.0
	1,000.00	001700	78.9
	1,000.00	015300	105.2
	1,030.00	000100	13.5
	1,050.00	014500	37.2
	1,050.00	016800	5.6
	1,100.00	000100	68.4
	1,119.36	000100	434.0
	1,160.00	014500	116.8
	1,200.00	000100	16.0
	1,200.00	013500	8.5
	1,207.57	000100	51.6
	1,241.05	000100	52.3
	1,250.00	000100	12.5
	1,250.00	009100	2.1
	1,350.00	013500	4.3
	1,600.00	000100	5.8
	3,000.00	000100	1.1
	3,000.00	014500	1.6
Wtd. Avg. Base & Total Tons	931.00		4,916.6
Sauvignon Musque	1,250.00	000100	46.1
	1,250.00	017000	6.0
Wtd. Avg. Base & Total Tons	1,250.00		52.1
Semillon	1,207.57	000100	21.2
Wtd. Avg. Base & Total Tons	1,207.57		21.2
Tocai Friulano	1,200.00	042415	18.9
	1,595.00	000100	10.1

Wtd. Avg. Base & Total Tons	1,337.57		29.0
Viognier	1,000.00	000100	13.2
	1,000.00	021000	15.0
	1,200.00	000100	1.4
	1,250.00	000100	3.3
	1,400.00	021200	2.0
	1,530.13	013600	102.9
	1,600.00	017400	6.3
	1,700.00	000100	13.9
	1,760.00	000100	17.0
	1,858.25	020600	5.8
	4,140.00	024500	37.9
Wtd. Avg. Base & Total Tons	1,945.90		218.7
White Riesling *	850.00	013100	106.5
	850.00	017000	3.2
	900.00	015800	74.2
	900.00	022600	237.8
	950.00	000100	406.7
	950.00	013100	43.5
	950.00	017000	45.4
	950.00	042300	38.8
	950.00	042415	74.3
	983.00	000100	20.0
	1,000.00	000100	355.2
	1,000.00	001900	79.6
	1,000.00	013400	106.1
	1,000.00	017000	35.6
	1,000.00	042300	149.4
	1,020.00	000100	7.8
	1,034.50	000100	199.4
	1,050.00	000100	56.8
	1,057.07	000100	31.9
	1,075.00	000100	339.4
	1,100.00	000100	249.0
	1,100.00	013100	465.8
	1,100.00	022800	2.3
	1,100.00	041700	200.9
	1,150.00	041700	6.5
	1,163.59	000100	3.9
	1,200.00	000100	31.4
	1,200.00	013100	116.2
	1,223.00	040450	893.4
	1,225.00	013100	141.3
	1,250.00	000100	2.8
	1,250.00	016800	9.5
	1,300.00	000100	20.0
	1,447.94	010600	26.4
Wtd. Avg. Base & Total Tons	1,072.82		4,581.0
Other White b/	646.10	016800	8.4
	1,000.00	000100	7.1
	1,250.00	017200	2.4
	1,500.00	013400	1.1
	1,614.93	012900	13.2
	2,177.96	010700	7.9
	2,306.91	010900	18.4
	2,591.41	009100	5.4
Wtd. Avg. Base & Total Tons	1,754.94		63.9
WINE GRAPES (RED)			
Barbera	885.43	024800	160.1
	1,200.00	000100	4.8
	1,250.00	000100	2.8
	2,058.89	020800	14.5
	3,049.00	000100	11.7
Wtd. Avg. Base & Total Tons	1,116.78		193.9
Cabernet Franc	575.93	000100	71.0
	800.00	000100	32.5
	900.00	000100	30.8
	944.00	000100	5.7
	950.00	025100	4.0

TABLE 8: BASE PRICE PAID TO GROWERS FOR GRAPES CRUSHED AND DELIVERED TO CALIFORNIA PROCESSORS FROM THE 2006 CROP WITH BRIX FACTORS AND PURCHASED TONNAGE, BY TYPE, VARIETY, REPORTING DISTRICT WHERE GROWN, AND WEIGHTED AVERAGE BASE PRICE.

District, Type, and Variety	Base Price Per Ton	Brix Factors	Tons	District, Type, and Variety	Base Price Per Ton	Brix Factors	Tons
	Dollars	Code a/			Dollars	Code a/	
DISTRICT 07 (Cont'd.)							
Cabernet Franc (Cont'd.)	1,000.00	000100	14.4	Wtd. Avg. Base & Total Tons	1,707.01		19.9
	1,100.00	046000	52.0	Gamay (Napa) *	300.00	018900	130.9
	1,500.00	000100	1.0		800.00	000100	268.4
Wtd. Avg. Base & Total Tons	836.76		211.4	Wtd. Avg. Base & Total Tons	636.09		399.3
Cabernet Sauvignon	50.00	000100	45.6	Grenache *	800.00	000100	9.7
	60.00	027800	0.5		900.00	064960	66.1
	225.00	022600	87.0		1,000.00	000100	4.6
	400.00	024300	38.2		1,055.97	022900	139.7
	500.00	000100	58.9		1,117.08	000100	22.7
	550.00	020800	431.1		1,326.28	013600	11.5
	550.00	021000	194.2		1,350.00	025430	3.0
	600.00	046000	96.1		1,500.00	000100	2.0
	684.56	020800	28.3		1,500.00	025100	1.7
	738.80	020800	17.5		1,508.00	000100	25.0
	740.00	061300	137.3		1,650.00	000100	17.7
	750.00	000100	676.3		2,434.14	027600	26.2
	800.00	000100	1,636.8	Wtd. Avg. Base & Total Tons	1,213.27		329.9
	800.00	062410	125.3	Lagrein	1,725.00	000100	0.8
	806.00	062410	255.6	Wtd. Avg. Base & Total Tons	1,725.00		0.8
	825.00	000100	394.4	Malbec	700.00	062410	15.5
	834.60	017000	108.6		800.00	000100	81.1
	850.00	017000	403.6		816.02	017200	49.7
	875.00	000100	46.0		900.00	000100	154.7
	882.47	017000	341.6		1,000.00	000100	7.3
	883.46	000100	196.9		1,300.00	000100	28.7
	883.54	017000	286.3		1,400.00	000100	0.1
	894.07	000100	1,861.6		1,500.00	000100	0.5
	900.00	000100	496.3	Wtd. Avg. Base & Total Tons	891.64		337.6
	900.00	022900	499.8	Mataro *	1,800.00	000100	12.2
	950.00	000100	663.1		1,900.00	000100	5.4
	989.71	000100	1,151.8	Wtd. Avg. Base & Total Tons	1,830.68		17.6
	1,000.00	000100	1.3	Merlot	200.00	020600	43.7
	1,000.00	027475	19.5		225.00	000100	98.4
	1,000.82	013800	275.2		400.00	017400	5.0
	1,006.48	000100	42.6		500.00	061300	42.4
	1,006.48	017200	569.9		550.00	021000	193.6
	1,050.00	000100	71.7		600.00	060810	24.4
	1,053.24	052500	179.7		626.10	020800	242.3
	1,100.00	046000	191.0		650.00	046900	122.7
	1,125.00	052500	273.5		700.00	000100	54.7
	1,150.00	017400	1,119.5		778.78	022900	288.0
	1,200.00	017200	542.1		800.00	000100	862.5
	1,200.00	020800	129.4		800.00	020600	814.3
	1,250.00	000100	189.9		800.00	022600	1,992.4
	1,250.00	020800	367.0		825.00	000100	877.3
	1,272.00	000100	149.0		850.00	020600	330.4
	1,304.00	000100	107.4		900.00	000100	347.8
	1,500.00	000100	33.3		900.00	052500	514.6
	1,500.00	013600	3.0		900.00	066110	1,048.9
	1,500.00	021500	3.0		916.87	021000	117.1
	1,500.00	024500	4.0		925.00	000100	345.9
	1,913.37	000100	353.4		950.00	000100	425.0
	1,931.97	000100	970.6		950.00	061300	32.8
Wtd. Avg. Base & Total Tons	1,008.76		15,874.7		950.00	066110	93.6
Carignane	700.00	017600	1.0		960.00	062410	420.8
	700.00	021000	2.6		975.00	000100	1,111.9
Wtd. Avg. Base & Total Tons	700.00		3.6		980.00	062410	95.3
Charbono	1,110.41	017000	51.5		991.89	017000	422.3
Wtd. Avg. Base & Total Tons	1,110.41		51.5		992.26	000100	171.4
Cinsaut *	2,217.91	013100	12.5		992.32	017000	150.3
Wtd. Avg. Base & Total Tons	2,217.91		12.5		1,000.00	000100	11.7
Dolcetto	1,737.00	000100	20.4		1,000.00	024500	6.0
	2,600.00	024500	11.3		1,000.00	026500	187.7
Wtd. Avg. Base & Total Tons	2,044.63		31.7		1,000.00	062410	945.4
Freisa	1,707.01	000100	19.9		1,000.00	066110	48.3
					1,010.00	061300	89.8
					1,013.00	062410	2,090.6
					1,040.33	000100	1,112.3
					1,040.33	061300	110.0

TABLE 8: BASE PRICE PAID TO GROWERS FOR GRAPES CRUSHED AND DELIVERED TO CALIFORNIA PROCESSORS FROM THE 2006 CROP WITH BRIX FACTORS AND PURCHASED TONNAGE, BY TYPE, VARIETY, REPORTING DISTRICT WHERE GROWN, AND WEIGHTED AVERAGE BASE PRICE.

District, Type, and Variety	Base Price Per Ton	Brix Factors	Tons	District, Type, and Variety	Base Price Per Ton	Brix Factors	Tons				
	Dollars	Code a/			Dollars	Code a/					
DISTRICT 07 (Cont'd.)					1,100.00	057700	457.1				
					1,150.00	000100	197.2				
					1,175.00	020800	47.4				
Merlot (Cont'd.)	1,050.00	065800	302.4		1,185.86	000100	222.9				
	1,080.60	052500	308.3		1,200.00	000100	96.9				
	1,092.00	000100	22.3		1,200.00	062410	508.1				
	1,093.12	056900	204.9		1,236.00	000100	119.1				
	1,100.00	000100	691.2		1,250.00	000100	201.2				
	1,100.00	024500	9.5		1,250.00	034950	17.2				
	1,150.00	017400	467.5		1,250.00	057700	599.8				
	1,150.00	062410	85.4		1,250.00	062410	640.8				
	1,150.00	070540	80.1		1,250.00	066110	120.5				
	1,178.70	046000	326.1		1,300.00	000100	441.3				
	1,200.00	017200	109.0		1,300.00	013600	743.5				
	1,233.92	000100	1,871.4		1,300.00	020800	300.0				
	1,268.89	000100	248.6		1,300.00	057700	30.0				
	1,300.00	000100	241.9		1,305.00	021000	151.1				
	1,304.00	000100	76.7		1,339.00	061300	336.0				
	1,314.34	020800	500.8		1,348.00	000100	41.6				
	1,377.89	000100	216.4		1,350.00	000100	95.1				
	1,450.00	000100	5.3		1,350.00	061300	88.0				
	1,474.60	000100	8.7		1,359.43	052500	277.9				
	1,500.00	000100	40.1		1,367.37	000100	100.3				
	1,500.00	028000	8.8		1,394.44	046000	121.8				
	1,550.00	000100	498.3		1,400.00	000100	572.4				
					1,400.00	002600	212.2				
Wtd. Avg. Base & Total Tons	992.73		22,215.3		1,400.00	022900	195.9				
					1,400.00	023000	48.1				
Muscat Hamburg *	800.00	000100	15.5		1,400.00	026500	20.3				
					1,400.00	062410	433.9				
Wtd. Avg. Base & Total Tons	800.00		15.5		1,450.00	000100	387.6				
					1,500.00	000100	1,026.7				
Nebbiolo	2,604.00	000100	10.1		1,500.00	020800	127.3				
	3,250.00	000100	17.9		1,500.00	024500	45.0				
					1,500.00	062410	35.6				
Wtd. Avg. Base & Total Tons	3,016.98		28.0		1,504.11	062410	169.8				
					1,572.00	023100	147.8				
Negrette *	1,200.00	000100	5.9		1,572.48	000100	178.3				
	1,500.00	000100	4.8		1,594.55	000100	17.7				
					1,600.00	000100	1,222.3				
Wtd. Avg. Base & Total Tons	1,334.58		10.7		1,600.00	013600	41.2				
					1,600.00	020800	177.6				
Petit Verdot	900.00	000100	40.9		1,625.00	002600	23.0				
	1,000.00	000100	24.4		1,650.00	000100	22.2				
	1,000.00	024800	1.0		1,660.00	014500	24.4				
	1,038.36	013800	7.6		1,687.00	000100	23.2				
	1,200.00	021000	27.9		1,700.00	000100	508.5				
	1,300.00	000100	9.7		1,700.00	020800	49.2				
	1,370.96	000100	48.8		1,700.00	068300	43.6				
	1,500.00	000100	0.5		1,750.00	000100	109.7				
	2,000.00	025100	1.0		1,750.00	026500	108.9				
					1,785.71	000100	7.7				
Wtd. Avg. Base & Total Tons	1,148.61		161.8		1,791.92	000100	29.2				
					1,800.00	000100	135.6				
Petite Sirah	800.00	000100	2.0		1,800.00	014500	30.7				
	900.00	000100	12.9		1,800.00	020800	34.1				
	950.00	000100	62.1		1,800.00	021000	3.0				
	1,000.00	000100	196.3		1,800.00	021200	28.1				
	1,100.00	017600	1.9		1,800.00	022800	24.6				
	1,100.00	023890	127.4		1,850.00	020800	2.8				
	1,149.37	013600	47.3		1,885.66	000100	18.1				
	1,150.00	023100	19.2		1,900.00	000100	21.1				
	1,250.00	000100	7.9		2,000.00	000100	2.0				
	1,300.00	000100	10.4		2,000.00	014500	10.0				
	1,300.00	023100	137.2		2,000.00	017200	10.5				
	1,355.00	000100	84.4		2,000.00	021500	2.8				
	1,389.70	000100	2.3		2,000.00	022700	4.9				
	1,500.00	017600	2.0		2,000.00	062410	27.5				
					2,100.00	020800	202.7				
Wtd. Avg. Base & Total Tons	1,134.86		713.3		2,100.00	021000	41.6				
					2,128.99	000100	316.2				
Pfeffer Cabernet	1,500.00	000100	2.0		2,300.00	000100	53.7				
	2,000.00	000100	2.4		2,318.18	000100	11.0				
					2,344.96	024500	116.9				
Wtd. Avg. Base & Total Tons	1,772.73		4.4		2,394.55	000100	67.7				
					2,400.00	024500	160.1				
Pinot Noir	500.00	000100	97.4		2,500.00	000100	153.8				
	925.00	000100	59.2		2,500.00	014000	6.2				
	980.00	000100	135.7		2,500.00	014500	8.1				
	1,000.00	017400	638.0		2,500.00	017400	13.4				
	1,000.00	017800	1.1								

TABLE 8: BASE PRICE PAID TO GROWERS FOR GRAPES CRUSHED AND DELIVERED TO CALIFORNIA PROCESSORS FROM THE 2006 CROP WITH BRIX FACTORS AND PURCHASED TONNAGE, BY TYPE, VARIETY, REPORTING DISTRICT WHERE GROWN, AND WEIGHTED AVERAGE BASE PRICE.

District, Type, and Variety	Base Price Per Ton	Brix Factors	Tons	District, Type, and Variety	Base Price Per Ton	Brix Factors	Tons
	Dollars	Code a/			Dollars	Code a/	
DISTRICT 07 (Cont'd.)					1,101.42	046000	314.8
Pinot Noir (Cont'd.)	2,500.00	021500	83.7		1,207.01	020800	70.6
	2,500.00	022700	5.0		1,457.66	024600	128.0
	2,500.00	024500	11.6		1,600.00	017600	3.3
	2,550.00	024500	625.2		1,800.00	021000	3.5
	2,600.00	000100	9.3		2,605.00	000100	17.2
	2,600.00	002600	137.5	Wtd. Avg. Base & Total Tons	1,148.27		829.2
	2,621.00	000100	17.8	Souzao	800.00	022600	0.5
	2,646.00	000100	30.5		1,000.00	000100	3.8
	2,800.00	000100	35.1		2,000.00	000100	7.3
	2,800.00	017200	15.3		2,000.00	013400	9.3
	2,800.00	027000	4.9		Wtd. Avg. Base & Total Tons	1,789.47	
	2,877.00	000100	4.9	Syrah *	200.00	020700	46.3
	2,900.00	022700	5.0		500.00	066110	131.8
	2,900.00	024500	7.1		550.00	020800	146.3
	3,000.00	000100	50.7		600.00	020700	402.8
	3,000.00	011400	4.4		600.00	020800	123.4
	3,000.00	020800	28.4		600.00	060810	22.7
	3,000.00	021500	26.5		639.18	017000	117.1
	3,000.00	022700	21.8		675.00	062410	255.8
	3,000.00	024300	4.4		700.00	062410	33.7
	3,100.00	000100	3.7		750.00	062410	31.0
	3,200.00	000100	11.5		797.16	022700	51.2
	3,200.00	014500	6.9		800.00	000100	536.0
	3,200.00	023400	17.1		816.00	062410	67.3
	3,300.00	000100	4.0		819.58	022700	51.2
	3,307.00	000100	6.0		825.00	000100	361.6
	3,430.76	000100	13.7		850.00	000100	195.2
	3,500.00	000100	65.0		850.00	062410	17.0
	3,500.00	021000	30.4		871.13	060500	48.5
	3,590.48	001700	6.3		900.00	000100	14.1
	3,650.00	000100	34.9		932.10	000100	64.8
	3,650.00	014500	14.2		940.00	019000	63.8
	3,650.00	025400	7.1		950.00	000100	366.9
3,700.00	000100	30.3	967.92		013600	105.5	
3,775.00	025100	15.9	967.92	019000	17.6		
3,781.46	000100	4.1	1,000.00	000100	426.3		
3,800.00	011400	2.5	1,000.00	019000	24.0		
3,800.00	025100	9.2	1,000.00	020800	5.1		
3,958.00	000100	13.1	1,000.00	024500	6.0		
3,988.00	000100	30.0	1,000.00	027600	12.3		
4,000.00	000100	2.7	1,000.00	066110	66.7		
4,000.00	019400	3.1	1,017.00	000100	22.3		
4,000.00	021500	10.7	1,021.37	052500	76.8		
4,000.00	027000	1.1	1,080.87	020050	71.6		
4,028.00	000100	3.9	1,100.00	027800	3.2		
4,050.25	000100	17.9	1,117.08	000100	25.7		
4,054.00	025100	11.1	1,125.00	000100	100.2		
4,100.00	000100	5.7	1,125.00	052500	139.4		
4,100.00	017800	11.5	1,133.73	046000	278.0		
4,160.00	000100	17.9	1,135.00	000100	45.0		
4,200.00	000100	10.2	1,150.00	000100	4.7		
4,200.00	011800	3.6	1,150.00	023100	14.6		
4,219.50	000100	16.8	1,150.00	062410	47.7		
4,245.00	000100	8.7	1,167.92	000100	22.2		
4,500.00	000100	20.9	1,185.86	000100	79.1		
4,500.00	025100	9.1	1,200.00	017400	4.9		
4,700.00	001700	9.4	1,200.00	020800	101.5		
4,750.00	011800	2.7	1,200.00	024500	8.5		
4,900.00	021500	194.3	1,250.00	000100	7.0		
4,954.21	000100	6.8	1,250.00	023000	5.1		
5,000.00	025100	2.8	1,350.00	000100	66.8		
5,136.00	017400	4.6	1,400.00	000100	7.8		
5,793.26	000100	5.7	1,400.00	020800	3.7		
6,025.26	000100	8.3	1,470.29	024600	7.5		
Wtd. Avg. Base & Total Tons	1,657.61		16,379.0	1,500.00	000100	7.7	
Refosco *	900.00	000100	3.0	1,500.00	014500	5.3	
				1,500.00	021200	3.2	
				1,500.00	021500	15.0	
Wtd. Avg. Base & Total Tons	900.00		3.0	1,500.00	025100	7.0	
Sangiovese *	610.33	017000	45.3	1,500.00	027600	3.2	
	800.00	020800	55.9	1,500.00	028000	3.0	
	1,000.00	000100	7.0	1,591.10	014000	7.0	
	1,000.00	020800	6.6	1,600.00	000100	281.8	
	1,080.60	052500	177.0	1,792.72	022700	10.7	
				1,800.00	000100	18.9	

TABLE 8: BASE PRICE PAID TO GROWERS FOR GRAPES CRUSHED AND DELIVERED TO CALIFORNIA PROCESSORS FROM THE 2006 CROP WITH BRIX FACTORS AND PURCHASED TONNAGE, BY TYPE, VARIETY, REPORTING DISTRICT WHERE GROWN, AND WEIGHTED AVERAGE BASE PRICE.

District, Type, and Variety	Base Price Per Ton	Brix Factors	Tons
	Dollars	Code a/	

District, Type, and Variety	Base Price Per Ton	Brix Factors	Tons
	Dollars	Code a/	

DISTRICT 07 (Cont'd.)

Syrah * (Cont'd.)	1,800.00	002600	31.0
	1,800.00	021000	33.3
	1,800.00	021200	7.5
	2,000.00	000100	11.8
	2,000.00	021000	5.0
	2,000.00	024500	1.3
	2,000.00	025100	0.8
	2,160.64	024600	9.6
	2,493.00	022700	10.7
	2,689.00	000100	2.0
	3,000.00	000100	3.6
	3,500.00	000100	11.6
	3,500.00	017800	1.9
	3,500.00	018000	1.1
	3,800.00	000100	4.5
	3,800.00	019300	0.9
	3,900.00	000100	9.3
	3,989.00	000100	9.7
	4,000.00	000100	6.4
	4,000.00	017800	3.8
Wtd. Avg. Base & Total Tons	970.37		5,483.9
Tannat	1,000.00	000100	6.8
Wtd. Avg. Base & Total Tons	1,000.00		6.8
Tempranillo *	800.00	022600	1.0
	1,000.00	000100	15.2
	1,200.00	000100	14.9
	1,500.00	000100	6.6
Wtd. Avg. Base & Total Tons	1,161.27		37.7
Teroldego	800.00	021000	8.2
Wtd. Avg. Base & Total Tons	800.00		8.2
Tinta Cao	800.00	022600	0.9
	1,000.00	000100	3.2
Wtd. Avg. Base & Total Tons	956.10		4.1
Tinta Madeira	800.00	022600	1.3
Wtd. Avg. Base & Total Tons	800.00		1.3
Touriga Nacional *	800.00	022600	1.1
	1,000.00	000100	0.9
Wtd. Avg. Base & Total Tons	890.00		2.0
Trousseau *	1,200.00	000100	0.4
	1,500.00	000100	3.8
Wtd. Avg. Base & Total Tons	1,471.43		4.2
Zinfandel *	225.00	007500	167.3
	350.00	007500	540.6
	400.00	000100	17.7
	460.00	007600	206.1
	700.00	017000	15.2
	800.00	000100	26.8
	800.00	020800	15.8
	801.78	020800	55.1
	974.57	046000	70.1
	1,000.00	017600	3.5
	1,100.00	000100	1.6
	1,100.00	027800	4.9
	1,200.00	000100	5.6
	1,300.00	021000	3.1
	1,350.00	000100	5.3
	1,389.75	000100	4.9
	1,400.00	000100	4.0
	1,500.00	000100	2.4
	1,600.00	000100	2.2
	1,800.00	000100	3.2
	2,000.00	000100	21.3

Wtd. Avg. Base & Total Tons	494.94		1,176.7
Other Red b/	800.00	022600	0.4
	2,000.00	000100	5.9
Wtd. Avg. Base & Total Tons	1,923.81		6.3

DISTRICT 08

WINE GRAPES (WHITE)

Chardonnay *	108.50	013800	31.4
	350.00	017200	329.4
	400.00	018800	493.1
	400.00	020800	22.2
	450.00	000100	340.7
	450.00	018800	400.3
	500.00	020800	114.5
	530.00	022500	484.5
	550.00	000100	75.4
	551.00	018800	136.8
	600.00	000100	90.0
	600.00	018800	2,669.4
	600.00	020800	541.1
	650.00	000100	63.5
	700.00	000100	18.3
	700.00	013600	3.7
	700.00	020600	5.2
	750.00	061300	41.0
	800.00	000100	13.8
	800.00	020800	168.3
	900.00	000100	302.6
	950.00	014000	60.1
	950.00	017200	296.9
	969.00	054430	18.6
	994.71	000100	570.8
	996.00	000100	22.7
	1,000.00	000100	192.9
	1,000.00	013800	7.6
	1,000.00	017000	170.8
	1,000.00	019200	74.0
	1,056.00	000100	23.7
	1,085.46	017200	94.7
	1,100.00	000100	15.6
	1,100.00	016000	142.2
	1,100.00	017000	417.1
	1,100.00	019200	55.9
	1,100.00	020800	21.4
	1,155.00	021600	11.9
	1,200.00	000100	790.3
	1,200.00	017000	128.2
	1,200.00	020800	14.8
	1,200.00	021000	788.5
	1,200.00	024500	1.2
	1,202.83	000100	6.7
	1,203.50	000100	17.0
	1,225.00	000100	50.9
	1,250.00	000100	87.3
	1,250.00	020800	27.6
	1,250.00	056900	233.0
	1,263.41	017200	933.4
	1,275.00	020800	18.0
	1,300.00	000100	120.3
	1,300.00	017800	11.4
	1,300.00	019625	48.4
	1,300.00	020800	53.4
	1,311.00	056900	286.7
	1,325.00	020800	20.8
	1,325.00	021000	153.8
	1,356.58	000100	47.3
	1,380.11	000100	98.6
	1,400.00	000100	55.9
	1,400.00	013800	9.4
	1,400.00	017400	239.4
	1,400.00	020600	13.6
	1,400.00	020800	7.4
	1,400.00	024500	5.9
	1,400.00	027800	4.8
	1,425.00	019625	19.6

TABLE 8: BASE PRICE PAID TO GROWERS FOR GRAPES CRUSHED AND DELIVERED TO CALIFORNIA PROCESSORS FROM THE 2006 CROP WITH BRIX FACTORS AND PURCHASED TONNAGE, BY TYPE, VARIETY, REPORTING DISTRICT WHERE GROWN, AND WEIGHTED AVERAGE BASE PRICE.

District, Type, and Variety	Base Price Per Ton	Brix Factors	Tons	District, Type, and Variety	Base Price Per Ton	Brix Factors	Tons
	Dollars	Code a/			Dollars	Code a/	
DISTRICT 08 (Cont'd.)							
Chardonnay * (Cont'd.)	1,450.00	000100	24.8	Wtd. Avg. Base & Total Tons	1,210.65		17,377.3
	1,450.00	025100	45.5	Chenin Blanc	665.18	011300	133.5
	1,475.00	000100	40.4		665.18	013700	1,271.5
	1,500.00	000100	44.7		965.00	020800	12.8
	1,500.00	017200	12.8	Wtd. Avg. Base & Total Tons	667.89		1,417.8
	1,500.00	017400	42.0	Gewurztraminer	800.00	016800	158.0
	1,500.00	020800	8.6		1,000.00	000100	37.3
	1,500.00	023000	2.0		1,000.00	017100	638.8
	1,500.00	056900	10.1		1,300.00	014000	18.4
	1,550.00	000100	5.1		1,400.00	000100	9.0
	1,558.00	017200	18.6		1,650.00	000100	3.4
	1,585.00	000100	5.6		2,870.81	000100	2.1
	1,600.00	000100	75.0	Wtd. Avg. Base & Total Tons	981.15		867.0
	1,600.00	025100	5.5	Grenache Blanc	1,350.00	021200	3.8
	1,650.00	000100	22.5		1,600.00	000100	15.7
	1,650.00	014000	2.1		1,800.00	000100	8.3
	1,650.00	017200	4.4		1,800.00	013600	22.9
	1,664.12	000100	79.0		2,000.00	013400	1.0
	1,677.52	024800	6.4		2,350.00	000100	7.0
	1,700.00	000100	419.4	Wtd. Avg. Base & Total Tons	1,786.37		58.7
	1,700.00	017200	12.7	Malvasia Bianca *	1,200.00	000100	2.9
	1,700.00	021000	2.2	Wtd. Avg. Base & Total Tons	1,200.00		2.9
	1,700.00	021200	49.7	Marsanne	1,200.00	000100	9.3
	1,750.00	000100	13.1		1,300.00	000100	2.2
	1,750.00	014000	1.5		1,400.00	024300	0.9
	1,750.00	017200	5.0		1,500.00	025100	1.1
	1,750.00	025300	18.5		1,600.00	021500	2.2
	1,780.00	018900	18.1		1,617.00	003500	0.7
	1,800.00	000100	179.9		1,617.00	024800	3.5
	1,800.00	016100	9.5		1,700.00	000100	7.0
	1,800.00	020800	68.5		1,800.00	000100	4.7
	1,820.00	000100	49.6		1,800.00	025100	0.5
	1,875.00	020800	7.8		2,000.00	000100	7.5
	1,900.00	000100	10.5		2,000.00	024800	1.0
	1,905.00	000100	8.1		2,500.00	000100	0.6
	1,910.52	020900	119.3	Wtd. Avg. Base & Total Tons	1,626.25		41.2
	1,986.26	000100	21.7	Muscat Blanc *	800.00	026400	4.4
	2,000.00	000100	9.0		950.00	000100	44.2
	2,000.00	011400	3.3		954.88	000100	29.8
	2,000.00	017000	3.0		1,000.00	000100	278.2
	2,000.00	017200	10.5		1,000.00	021600	14.1
	2,000.00	020800	6.0		1,000.00	025300	1.9
	2,000.00	021000	2.2		1,014.58	000100	1.1
	2,000.00	024300	2.1		1,100.00	000100	72.9
	2,031.84	000100	10.2		1,100.00	017200	3.5
	2,050.00	000100	40.4		1,200.00	000100	21.5
	2,050.00	022600	0.8		1,250.00	000100	2.2
	2,093.00	000100	21.0		1,400.00	000100	26.0
	2,093.00	017200	9.4		1,620.00	046000	10.2
	2,093.37	000100	13.5		2,000.00	013600	0.2
	2,102.52	000100	15.1	Wtd. Avg. Base & Total Tons	1,048.99		510.2
	2,123.98	000100	89.6	Muscat Orange	1,000.00	000100	15.8
	2,143.59	020900	112.2		1,096.00	013600	0.3
	2,180.00	017200	59.9		1,200.00	000100	6.6
	2,185.00	014000	1.7		1,200.00	014000	1.1
	2,196.00	000100	14.7		1,200.00	017600	14.8
	2,200.00	021000	66.3		1,400.00	000100	3.3
	2,217.32	000100	99.8	Wtd. Avg. Base & Total Tons	1,139.59		41.9
	2,250.00	000100	5.3	Pinot Blanc	1,000.00	000100	24.2
	2,300.00	017400	2.0		1,200.00	000100	49.2
	2,326.00	000100	6.4		1,450.00	014000	2.9
	2,367.00	000100	2,207.0		1,515.00	021200	40.1
	2,400.00	000100	14.6		1,559.88	000100	15.8
	2,500.00	011400	1.8		1,570.00	011400	3.0
	2,642.00	017100	4.4		1,570.03	000100	1.9
	2,675.83	000100	1.4				
	2,780.59	000100	150.7				
	2,800.00	021000	8.1				
	3,000.00	021000	16.1				
	3,031.00	000100	14.0				
	3,314.36	000100	21.4				
	3,384.62	000100	6.5				
	3,500.00	011400	4.2				
	3,527.78	000100	3.8				
	3,600.00	013600	7.4				
	6,512.00	023000	3.0				
	8,795.29	000100	2.6				

TABLE 8: BASE PRICE PAID TO GROWERS FOR GRAPES CRUSHED AND DELIVERED TO CALIFORNIA PROCESSORS FROM THE 2006 CROP WITH BRIX FACTORS AND PURCHASED TONNAGE, BY TYPE, VARIETY, REPORTING DISTRICT WHERE GROWN, AND WEIGHTED AVERAGE BASE PRICE.

District, Type, and Variety	Base Price Per Ton	Brix Factors	Tons	District, Type, and Variety	Base Price Per Ton	Brix Factors	Tons
	Dollars	Code a/			Dollars	Code a/	
DISTRICT 08 (Cont'd.)							
Pinot Blanc (Cont'd.)	1,675.00	017000	3.0		3,500.00	000100	9.8
	1,800.00	000100	31.8		3,657.41	012900	5.2
	1,814.00	000100	14.8		5,241.98	000100	10.3
	2,400.00	000100	1.0		8,795.29	000100	4.9
	3,000.00	030950	1.0				
	6,104.22	000100	1.8				
Wtd. Avg. Base & Total Tons	1,501.50		190.5	Wtd. Avg. Base & Total Tons	2,029.10		268.8
Pinot Gris *	800.00	019625	5.1	Sauvignon Blanc	200.00	017000	12.4
	900.00	017000	84.9		300.00	000100	130.9
	1,000.00	000100	5.6		400.00	000100	42.4
	1,052.00	014100	21.9		475.00	000100	95.2
	1,100.00	013600	3.1		500.00	000100	19.8
	1,150.00	000100	26.0		600.00	000100	50.1
	1,200.00	000100	274.7		600.00	013000	154.2
	1,250.00	024500	21.6		600.00	017000	194.9
	1,300.00	044230	24.4		700.00	000100	124.7
	1,300.00	046000	116.1		750.00	020600	233.1
	1,400.00	000100	151.8		800.00	000100	187.5
	1,400.00	016800	8.9		800.00	011300	9.1
	1,400.00	020800	10.3		800.00	013100	296.5
	1,400.00	056900	135.6		828.05	013500	259.5
	1,406.00	017600	27.5		828.05	013600	113.7
	1,406.17	000100	0.3		828.05	013700	243.0
	1,450.00	001400	2.8		846.97	000100	39.8
	1,451.28	015800	279.5		850.00	000100	74.2
	1,500.00	000100	42.0		850.00	011300	7.9
	1,500.00	013600	0.7		850.00	013600	73.7
	1,500.00	017000	1.8		864.98	017000	118.8
	1,500.00	017200	3.2		889.69	000100	278.4
	1,500.00	020800	7.9		900.00	000100	30.3
	1,550.00	000100	30.2		900.00	017400	23.1
	1,600.00	000100	4.2		925.00	042415	144.1
	1,600.00	046000	5.5		936.53	000100	26.5
	1,700.00	011300	3.2		950.00	014000	49.7
	1,721.00	000100	24.1		987.54	000100	43.4
	1,750.00	011300	4.4		1,000.00	000100	12.2
	1,770.00	011300	2.0		1,000.00	017000	12.3
	1,775.00	017600	4.5		1,000.00	029500	1.2
	1,800.00	000100	18.4		1,000.00	044230	134.4
	1,800.00	020600	5.7		1,100.00	000100	10.8
	1,810.00	000100	17.7		1,100.00	016800	11.0
	2,059.35	000100	45.5		1,180.00	000100	50.0
			1,200.00	000100	192.9		
Wtd. Avg. Base & Total Tons	1,365.66		1,421.1	1,200.00	017200	7.5	
				1,221.00	021000	3.4	
Roussanne	1,100.00	029125	1.5	1,250.00	000100	7.0	
	1,200.00	000100	30.9	1,278.30	000100	82.7	
	1,200.00	026500	14.8	1,340.05	000100	100.0	
	1,200.00	027600	3.3	1,350.00	000100	13.4	
	1,300.00	000100	16.4	1,360.00	017600	3.1	
	1,300.00	027800	6.3	1,400.00	000100	134.0	
	1,400.00	020800	1.9	1,400.00	011400	2.3	
	1,425.00	021500	49.0	1,400.00	017200	8.5	
	1,500.00	000100	1.5	1,400.00	020800	13.1	
	1,600.00	000100	2.2	1,400.00	030400	2.7	
	1,600.00	012900	5.3	1,500.00	000100	5.4	
	1,600.00	013400	1.9	1,500.00	017600	5.2	
	1,600.00	027600	0.9	1,500.00	020800	2.9	
	1,700.00	000100	8.5	1,500.00	027800	1.7	
	1,800.00	000100	11.5	1,550.00	000100	1.7	
	1,800.00	017800	5.5	1,550.00	017200	39.8	
	1,800.00	021000	3.6	1,550.00	017600	7.9	
	1,800.00	024500	2.7	1,550.00	021000	2.0	
	1,800.00	025100	0.5	1,600.00	014000	2.5	
	1,945.00	024800	1.5	1,660.40	013600	33.2	
	1,945.79	000100	5.5	1,800.00	000100	1.0	
	1,973.00	019100	5.0	1,800.00	014000	9.6	
	2,000.00	000100	4.8	1,800.00	017200	5.9	
	2,120.00	000100	28.3	2,381.44	000100	9.7	
	2,250.00	000100	5.9				
	2,253.00	000100	2.9	Wtd. Avg. Base & Total Tons	881.09		4,007.9
	2,300.00	000100	2.8	Sauvignon Musque	800.00	011300	9.1
	2,500.00	000100	0.5	Wtd. Avg. Base & Total Tons	800.00		9.1
	2,500.00	017800	6.4	Semillon	400.00	042415	258.3
	2,936.86	017800	6.8		800.00	000100	17.4
					900.00	014000	26.7
					1,200.00	000100	8.6

TABLE 8: BASE PRICE PAID TO GROWERS FOR GRAPES CRUSHED AND DELIVERED TO CALIFORNIA PROCESSORS FROM THE 2006 CROP WITH BRIX FACTORS AND PURCHASED TONNAGE, BY TYPE, VARIETY, REPORTING DISTRICT WHERE GROWN, AND WEIGHTED AVERAGE BASE PRICE.

District, Type, and Variety	Base Price Per Ton	Brix Factors	Tons	District, Type, and Variety	Base Price Per Ton	Brix Factors	Tons
	Dollars	Code a/			Dollars	Code a/	
DISTRICT 08 (Cont'd.)					2,350.00	000100	7.4
Semillon (Cont'd.)	1,500.00	000100	11.2		2,489.00	000100	7.6
Wtd. Avg. Base & Total Tons	522.63		322.2		2,500.00	000100	13.4
St.Emilion *	1,000.00	024800	1.4		2,893.62	000100	4.7
Wtd. Avg. Base & Total Tons	1,000.00		1.4	Wtd. Avg. Base & Total Tons	8,795.29	000100	3.6
Tocai Friulano	2,025.17	000100	6.2				
Wtd. Avg. Base & Total Tons	2,025.17		6.2	White Riesling *	700.00	000100	5.0
Verdelho	900.00	027500	0.4		800.00	000100	189.5
Wtd. Avg. Base & Total Tons	900.00		0.4		936.96	011100	236.6
Viognier	800.00	000100	2.0		982.98	000100	37.7
	900.00	024500	1.8		1,000.00	017000	46.5
	983.89	061300	26.6		1,050.00	011000	48.3
	1,000.00	024400	10.5		1,150.00	013600	128.4
	1,044.85	021200	18.3		1,200.00	000100	5.2
	1,050.00	013800	2.1		1,200.00	013100	24.7
	1,053.87	026500	68.3		1,200.00	014000	9.8
	1,062.97	024800	3.2		1,250.00	000100	1.1
	1,100.00	000100	2.3		1,400.00	000100	19.0
	1,200.00	000100	17.8		1,650.00	000100	2.7
	1,200.00	021200	1.5	Wtd. Avg. Base & Total Tons	979.18		754.5
	1,200.00	024500	7.3	Other White b/	1,900.00	009500	3.5
	1,200.00	064970	3.1	Wtd. Avg. Base & Total Tons	1,900.00		3.5
	1,300.00	000100	12.7	WINE GRAPES (RED)			
	1,300.00	017400	2.5	Aglianico	2,200.00	000100	1.0
	1,300.00	020800	25.6	Wtd. Avg. Base & Total Tons	2,200.00		1.0
	1,300.00	027800	2.4	Alicante Bouschet *	2,500.00	021200	0.9
	1,307.00	000100	3.0	Wtd. Avg. Base & Total Tons	2,500.00		0.9
	1,366.02	020800	3.4	Alvarelhao	1,000.00	000100	4.4
	1,400.00	000100	10.7		1,300.00	000100	0.4
	1,400.00	013800	5.2		1,400.00	021600	1.8
	1,400.00	027800	8.9		1,450.00	000100	2.1
	1,450.00	000100	3.5	Wtd. Avg. Base & Total Tons	1,205.17		8.7
	1,500.00	000100	72.1	Barbera	550.00	000100	25.5
	1,500.00	030700	2.9		750.00	000100	1.0
	1,500.00	064970	5.9		800.00	000100	15.2
	1,543.00	024800	10.0		1,000.00	021200	3.3
	1,543.83	000100	30.2		1,000.00	022900	2.2
	1,600.00	000100	18.4		1,000.00	025100	10.6
	1,600.00	016800	11.9		1,164.10	000100	16.1
	1,600.00	020800	9.5		1,200.00	000100	18.5
	1,600.00	021600	7.9		1,200.00	021500	1.5
	1,600.00	024500	8.9		1,200.00	027500	5.2
	1,600.00	024800	6.2		1,200.00	028100	13.0
	1,600.00	027500	0.5		1,250.00	000100	9.8
	1,600.00	064970	7.5		1,250.00	024000	3.4
	1,625.00	064140	10.7		1,493.90	000100	37.0
	1,700.00	000100	40.2		1,600.00	027500	15.0
	1,700.00	021000	12.0		1,650.00	000100	2.0
	1,700.00	027500	1.7	Wtd. Avg. Base & Total Tons	1,152.77		179.3
	1,800.00	000100	45.0	Cabernet Franc	200.00	022600	305.1
	1,800.00	017400	21.7		220.00	020800	4.0
	1,800.00	017800	4.6		400.00	020800	14.5
	1,800.00	021000	32.2		438.00	000100	65.3
	1,800.00	021500	132.1		500.00	020800	22.1
	1,800.00	024500	4.7		500.00	024500	1.0
	1,800.00	025100	1.0		600.00	000100	13.0
	1,850.00	000100	0.3		700.00	000100	15.4
	1,850.00	030940	2.2		750.00	000100	1.0
	1,852.00	021000	15.8		800.00	021000	3.6
	1,855.99	000100	42.7		850.00	020800	9.0
	1,897.50	064140	1.5		900.00	000100	14.1
	1,900.00	000100	1.0		920.06	056900	77.1
	2,000.00	000100	17.5		943.93	000100	4.5
	2,000.00	017400	3.2		943.93	017200	58.9
	2,000.00	020800	2.0		943.93	017500	266.0
	2,000.00	021200	1.3				
	2,000.00	021500	2.4				
	2,000.00	027500	0.5				
	2,000.00	027800	5.9				
	2,096.00	000100	6.1				
	2,200.00	000100	1.0				

TABLE 8: BASE PRICE PAID TO GROWERS FOR GRAPES CRUSHED AND DELIVERED TO CALIFORNIA PROCESSORS FROM THE 2006 CROP WITH BRIX FACTORS AND PURCHASED TONNAGE, BY TYPE, VARIETY, REPORTING DISTRICT WHERE GROWN, AND WEIGHTED AVERAGE BASE PRICE.

District, Type, and Variety	Base Price Per Ton	Brix Factors	Tons	District, Type, and Variety	Base Price Per Ton	Brix Factors	Tons
	Dollars	Code a/			Dollars	Code a/	
DISTRICT 08 (Cont'd.)					1,905.75	000100	28.9
					1,923.08	028100	26.0
					2,000.00	000100	102.0
Cabernet Sauvignon (Cont'd.)	950.00	014100	11.8		2,000.00	017600	0.9
	950.00	017000	166.6		2,000.00	027500	12.2
	950.00	017200	370.0		2,000.00	028100	15.6
	950.00	017400	116.2		2,034.19	000100	5.9
	950.00	017500	42.2		2,081.80	017400	14.4
	950.00	020800	31.9		2,100.00	064140	24.5
	960.63	000100	27.8		2,198.18	024800	6.6
	1,000.00	000100	539.2		2,200.00	000100	1.5
	1,000.00	017400	267.0		2,200.00	021200	8.7
	1,000.00	017600	1.9		2,250.00	000100	0.4
	1,000.00	020800	55.2		2,250.00	017800	4.0
	1,000.00	021000	63.7		2,268.00	064140	132.5
	1,000.00	021500	13.2		2,268.94	000100	22.9
	1,000.00	023000	533.1		2,400.00	000100	23.6
	1,000.00	028100	21.7		2,500.00	000100	204.3
	1,000.00	061300	181.4		2,500.00	021500	8.9
	1,000.00	062330	145.1		2,500.00	025100	10.4
	1,000.00	064140	25.2		2,500.00	028100	15.3
	1,000.00	064800	73.4		2,575.00	000100	12.5
	1,004.73	000100	163.5		2,880.00	000100	115.2
	1,029.00	000100	8.6		3,006.00	017400	10.0
	1,033.20	000100	24.4		3,058.00	017400	9.8
	1,033.42	000100	21.6		3,500.00	021500	0.9
	1,050.00	000100	18.6		3,500.00	027500	5.4
	1,050.00	020800	4.6		3,529.03	000100	12.5
	1,050.00	026500	88.9		3,948.05	021200	8.9
	1,075.80	000100	209.7		7,114.74	027500	1.7
	1,075.80	021600	5.6				
	1,076.00	028100	19.5	Wtd. Avg. Base & Total Tons	893.44		32,026.3
	1,083.00	060200	58.6				
	1,088.00	017400	27.6	Carignane	950.00	000100	52.6
	1,100.00	000100	1,032.9		1,125.00	000100	5.1
	1,100.00	016000	426.7		1,200.00	000100	1.5
	1,100.00	028100	33.4		1,200.00	017600	15.9
	1,150.00	000100	10.4		1,200.00	024500	1.5
	1,200.00	000100	1,683.5		1,600.00	000100	4.1
	1,200.00	020800	26.1	Wtd. Avg. Base & Total Tons	1,052.63		80.7
	1,200.00	021200	8.9				
	1,200.00	024500	21.5	Cinsaut *	1,200.00	000100	16.6
	1,200.00	025100	9.4		1,200.00	017600	25.9
	1,200.00	027500	2.6		1,300.00	000100	3.2
	1,200.00	028100	14.3		1,500.00	017600	1.5
	1,200.00	064140	29.9		1,600.00	000100	0.9
	1,202.00	000100	6.4		2,150.00	017400	1.5
	1,250.00	000100	47.9		2,350.00	000100	2.2
	1,250.00	021800	5.1	Wtd. Avg. Base & Total Tons	1,298.17		51.8
	1,270.52	000100	161.4				
	1,300.00	000100	481.2	Counoise	500.00	000100	4.7
	1,300.00	017600	2.5		700.00	024500	1.0
	1,375.00	000100	3.5		900.00	027500	0.7
	1,375.72	056900	277.7		1,000.00	011600	2.3
	1,384.40	017400	21.7		1,100.00	000100	5.2
	1,400.00	000100	392.9		1,100.00	021500	2.4
	1,433.00	024500	14.1		1,200.00	000100	2.7
	1,445.00	000100	1.0		1,300.00	024500	5.7
	1,450.00	027800	5.0		1,500.00	017600	1.6
	1,500.00	000100	81.6		1,600.00	000100	0.9
	1,500.00	023000	3.2		2,000.00	000100	0.5
	1,500.00	024500	6.3		2,350.00	000100	1.5
	1,500.00	024800	17.9		2,350.00	017400	1.4
	1,500.00	027800	2.9	Wtd. Avg. Base & Total Tons	1,197.55		30.6
	1,500.00	028100	35.2				
	1,500.00	064140	12.6	Dolcetto	1,100.00	000100	13.2
	1,525.00	020800	2.0		1,200.00	021500	2.0
	1,600.00	000100	99.3		1,400.00	000100	2.9
	1,600.00	021800	5.9	Wtd. Avg. Base & Total Tons	1,159.12		18.1
	1,600.00	027800	5.0				
	1,650.00	000100	11.6	Freisa	1,200.00	000100	3.9
	1,656.00	000100	129.0	Wtd. Avg. Base & Total Tons	1,200.00		3.9
	1,700.00	000100	36.7				
	1,700.00	023000	10.6	Gamay (Napa) *	600.00	011100	41.4
	1,750.00	000100	8.4		840.54	000100	3.2
	1,772.00	017400	19.0				
	1,800.00	000100	18.3				
	1,800.00	021200	3.0				
	1,800.00	024500	3.4				
	1,897.00	000100	92.5				
	1,900.00	028100	8.4				

TABLE 8: BASE PRICE PAID TO GROWERS FOR GRAPES CRUSHED AND DELIVERED TO CALIFORNIA PROCESSORS FROM THE 2006 CROP WITH BRIX FACTORS AND PURCHASED TONNAGE, BY TYPE, VARIETY, REPORTING DISTRICT WHERE GROWN, AND WEIGHTED AVERAGE BASE PRICE.

District, Type, and Variety	Base Price Per Ton	Brix Factors	Tons	District, Type, and Variety	Base Price Per Ton	Brix Factors	Tons
	Dollars	Code a/			Dollars	Code a/	
DISTRICT 08 (Cont'd.)							
Gamay (Napa) * (Cont'd.)	840.84	011100	92.5		2,000.00	025100	12.1
	900.00	000100	6.6		2,000.00	027800	2.9
	900.00	027500	6.7		2,000.00	028000	1.7
	976.00	021200	94.7		2,022.88	000100	5.0
					2,150.00	021200	7.0
					2,200.00	000100	2.0
					2,200.00	017800	2.2
					2,200.00	024500	2.1
					2,200.00	024800	2.1
					2,200.00	025100	3.1
					2,293.35	028750	5.1
					2,350.00	000100	7.5
					2,350.00	017400	4.7
					2,500.00	021200	8.5
					2,500.00	028100	5.8
					3,000.00	000100	1.4
					3,000.00	025100	2.2
					3,000.00	025400	7.0
					3,000.00	028000	6.6
					3,500.00	025300	2.8
Wtd. Avg. Base & Total Tons	855.59		245.1	Wtd. Avg. Base & Total Tons	1,453.43		829.3
Grenache *	400.00	000100	6.1	Grignolino	1,500.00	061300	1.5
	500.00	000100	16.0				
	600.00	024800	5.2	Wtd. Avg. Base & Total Tons	1,500.00		1.5
	800.00	000100	5.6	Lagrein	1,500.00	000100	15.7
	800.00	017200	1.0		1,545.00	000100	23.2
	800.00	019625	11.3		1,600.00	000100	26.8
	800.00	025100	7.3		1,600.00	025100	2.0
	900.00	000100	47.4		1,650.00	000100	9.7
	900.00	023400	6.9				
	1,000.00	002300	1.3	Wtd. Avg. Base & Total Tons	1,569.50		77.4
	1,000.00	013800	18.8	Malbec	200.00	020700	79.0
	1,000.00	069050	47.1		200.00	024800	9.3
	1,100.00	000100	42.0		200.00	025100	5.0
	1,200.00	000100	49.9		220.00	020800	4.2
	1,200.00	017600	6.0		768.00	000100	10.7
	1,200.00	024800	9.7		800.00	021000	11.9
	1,200.00	028000	5.3		871.00	000100	21.0
	1,275.00	000100	9.8		1,000.00	000100	5.7
	1,277.84	000100	26.2		1,100.00	000100	3.6
	1,300.00	000100	4.4		1,149.00	000100	33.7
	1,300.00	024500	1.9		1,200.00	011500	1.1
	1,300.00	027800	4.2		1,200.00	024500	29.1
	1,308.00	024800	8.6		1,200.00	024800	2.5
	1,308.75	000100	6.5		1,220.77	017500	167.8
	1,310.75	021000	12.0		1,300.00	000100	78.8
	1,350.00	000100	16.1		1,300.00	021800	3.1
	1,350.00	025430	19.7		1,400.00	000100	16.3
	1,395.00	000100	7.3		1,500.00	013800	1.3
	1,400.00	000100	7.6		1,500.00	017600	1.0
	1,400.00	024500	1.4		1,500.00	025100	2.4
	1,400.00	025430	69.3		1,500.00	028100	17.1
	1,400.00	061300	2.9		1,550.00	021200	1.9
	1,428.00	028100	7.0		1,600.00	000100	13.6
	1,450.00	000100	2.9		1,600.00	027800	1.4
	1,500.00	000100	30.6		1,800.00	021000	0.4
	1,500.00	020600	0.3		1,835.00	000100	12.2
	1,500.00	024500	12.1		2,000.00	027500	1.5
	1,525.00	017600	1.1		2,250.00	024800	1.0
	1,550.00	000100	1.3		2,807.98	027500	4.2
	1,600.00	000100	7.2		2,880.00	064140	6.3
	1,650.00	000100	12.2	Wtd. Avg. Base & Total Tons	1,088.12		547.1
	1,650.00	027800	8.4	Mataro *	200.00	020700	29.5
	1,650.00	029125	3.9		500.00	000100	64.9
	1,672.00	021200	3.8		800.00	000100	3.9
	1,683.82	000100	16.1		800.00	024500	8.5
	1,700.00	024800	7.9		800.00	025100	2.0
	1,740.00	017600	1.8		900.00	000100	1.8
	1,756.09	000100	4.1		1,000.00	000100	5.6
	1,783.70	028750	5.3		1,000.00	023500	1.4
	1,784.00	028100	15.1		1,050.00	069050	13.7
	1,800.00	000100	30.0		1,100.00	000100	1.8
	1,800.00	002100	4.8		1,125.00	000100	9.2
	1,800.00	021000	0.8		1,200.00	000100	6.1
	1,800.00	028750	5.5				
	1,820.22	017800	7.1				
	1,828.00	025100	4.5				
	1,850.00	000100	4.7				
	1,850.00	013800	1.2				
	1,850.00	021200	6.2				
	1,850.00	024500	2.4				
	1,850.00	024800	5.9				
	1,850.00	027800	4.9				
	1,875.00	000100	3.2				
	1,900.00	000100	4.5				
	1,900.00	025430	1.9				
	1,900.00	027500	2.1				
	1,963.13	000100	7.1				
	2,000.00	000100	6.2				
	2,000.00	013800	1.0				
	2,000.00	017600	2.0				
	2,000.00	021200	5.6				

TABLE 8: BASE PRICE PAID TO GROWERS FOR GRAPES CRUSHED AND DELIVERED TO CALIFORNIA PROCESSORS FROM THE 2006 CROP WITH BRIX FACTORS AND PURCHASED TONNAGE, BY TYPE, VARIETY, REPORTING DISTRICT WHERE GROWN, AND WEIGHTED AVERAGE BASE PRICE.

District, Type, and Variety	Base Price Per Ton	Brix Factors	Tons
	Dollars	Code a/	

District, Type, and Variety	Base Price Per Ton	Brix Factors	Tons
	Dollars	Code a/	

DISTRICT 08 (Cont'd.)

Mataro * (Cont'd.)	1,200.00	021200	1.3
	1,200.00	024600	2.0
	1,200.00	024800	1.9
	1,200.00	025100	5.9
	1,200.00	027800	5.3
	1,300.00	000100	7.7
	1,300.00	024500	4.3
	1,300.00	027800	9.4
	1,325.00	027800	3.6
	1,350.00	000100	9.4
	1,400.00	000100	24.7
	1,400.00	017600	1.2
	1,430.00	024300	3.1
	1,500.00	000100	24.4
	1,550.00	000100	1.0
	1,562.90	013600	48.5
	1,572.00	024800	12.0
	1,572.05	000100	6.1
	1,580.00	000100	1.0
	1,600.00	000100	1.6
	1,600.00	017600	1.1
	1,650.00	027800	1.0
	1,650.00	029710	3.2
	1,700.00	000100	1.6
	1,800.00	017400	1.1
	1,800.00	021000	2.6
	1,800.00	025100	1.5
	1,836.00	021500	4.9
	1,847.83	021500	4.6
	1,850.00	021200	4.6
	1,870.87	000100	5.7
	1,939.00	028100	3.3
	2,000.00	017600	1.6
	2,000.00	021200	1.5
	2,000.00	021500	0.5
	2,000.00	025100	17.0
	2,000.00	027800	1.0
	2,000.00	028000	0.9
	2,100.00	025100	1.0
	2,195.12	021500	2.0
	2,200.00	000100	1.0
	2,250.00	024800	1.5
	2,260.87	017800	5.5
	2,296.40	000100	9.3
	2,300.00	000100	1.7
	2,350.00	000100	8.5
	2,358.00	021200	1.7
	2,500.00	021200	1.6
	2,500.00	021800	3.9
	2,724.80	028750	3.7
	3,000.00	000100	1.0
	3,000.00	027800	4.6
	3,000.00	028100	1.0
	3,100.00	021500	2.8
	3,500.00	028750	3.2

	600.00	024300	6.0
	650.00	062400	164.5
	750.00	021200	3.3
	771.00	000100	311.1
	800.00	000100	181.0
	800.00	013800	10.1
	800.00	020600	224.3
	800.00	021000	24.4
	800.00	024500	9.0
	800.00	052500	88.0
	880.00	066110	27.0
	900.00	000100	5.2
	900.00	066110	250.5
	900.00	066112	50.7
	915.00	066110	28.4
	946.00	024800	2.0
	950.00	000100	78.3
	959.18	000100	34.0
	959.66	000100	181.8
	959.66	017000	150.9
	959.66	028100	15.3
	959.72	013800	10.9
	960.00	000100	21.6
	960.00	026500	3.6
	960.00	028100	10.0
	960.00	062410	51.6
	960.61	017000	933.5
	960.67	000100	111.6
	960.67	017000	62.9
	962.71	000100	20.4
	962.71	017400	266.0
	962.71	017500	1,185.9
	989.20	056900	125.3
	1,000.00	000100	546.2
	1,000.00	003100	3.0
	1,000.00	013800	58.2
	1,000.00	014000	17.8
	1,000.00	017200	569.0
	1,000.00	017400	165.6
	1,000.00	017600	1.7
	1,000.00	020800	10.1
	1,000.00	021200	13.1
	1,000.00	024800	6.0
	1,000.00	025100	46.4
	1,000.00	028100	10.7
	1,010.00	062410	445.0
	1,010.00	064800	149.1
	1,010.00	066110	163.2
	1,011.00	000100	20.5
	1,012.00	062410	126.2
	1,019.03	000100	18.0
	1,019.03	022900	63.9
	1,024.00	000100	4.1
	1,050.00	026500	20.6
	1,058.96	000100	17.9
	1,100.00	000100	875.0
	1,100.00	013600	5.0
	1,100.00	016000	548.1
	1,100.00	024800	21.0
	1,125.00	000100	429.1
	1,150.00	024000	14.6
	1,184.48	000100	45.1
	1,186.06	000100	18.3
	1,198.25	056900	238.5
	1,200.00	000100	360.3
	1,200.00	017200	5.1
	1,200.00	020800	1.9
	1,200.00	021000	15.4
	1,200.00	021200	2.0
	1,200.00	021800	9.3
	1,200.00	024500	102.3
	1,200.00	024600	11.6
	1,235.00	000100	12.7
	1,250.00	000100	23.2
	1,289.00	021200	2.9
	1,300.00	000100	47.9
	1,300.00	024800	34.3
	1,350.00	000100	44.4
	1,350.00	029200	68.1
	1,400.00	000100	112.2

Wtd. Avg. Base & Total Tons	1,359.78		434.5
Merlot	50.00	000100	0.2
	100.00	000100	20.3
	100.00	025100	8.3
	110.00	000100	184.7
	125.00	000100	18.6
	175.00	002600	1.0
	220.00	020800	33.9
	225.00	000100	374.5
	300.00	000100	141.6
	350.00	016000	456.5
	350.00	020800	72.6
	400.00	000100	20.0
	400.00	020600	1,267.6
	400.00	020800	397.5
	500.00	000100	0.9
	500.00	020800	665.2
	500.00	024500	10.5
	500.00	026800	49.1
	600.00	000100	2.0
	600.00	020800	118.8

TABLE 8: BASE PRICE PAID TO GROWERS FOR GRAPES CRUSHED AND DELIVERED TO CALIFORNIA PROCESSORS FROM THE 2006 CROP WITH BRIX FACTORS AND PURCHASED TONNAGE, BY TYPE, VARIETY, REPORTING DISTRICT WHERE GROWN, AND WEIGHTED AVERAGE BASE PRICE.

District, Type, and Variety	Base Price Per Ton	Brix Factors	Tons	District, Type, and Variety	Base Price Per Ton	Brix Factors	Tons
	Dollars	Code a/			Dollars	Code a/	
DISTRICT 08 (Cont'd.)							
Merlot (Cont'd.)	1,400.00	017000	128.3		800.00	021000	6.9
	1,400.00	017200	4.4		806.25	066110	13.6
	1,400.00	054450	24.2		831.00	000100	6.9
	1,445.00	000100	0.5		1,000.00	024800	15.0
	1,450.00	000100	15.1		1,100.00	003200	2.5
	1,450.00	013800	6.2		1,200.00	000100	3.5
	1,472.40	017400	336.7		1,200.00	024500	2.0
	1,500.00	000100	193.2		1,200.00	027800	5.0
	1,500.00	020800	14.0		1,232.00	024800	1.4
	1,500.00	023000	4.2		1,232.16	000100	7.3
	1,500.00	024500	1.0		1,242.58	013800	23.3
	1,500.00	027800	7.7		1,250.00	000100	92.9
	1,500.00	028100	21.0		1,260.86	000100	75.9
	1,525.00	021000	1.1		1,260.86	017500	30.0
	1,600.00	000100	24.4		1,260.86	024500	9.0
	1,600.00	027800	5.9		1,300.00	000100	0.5
	1,635.00	000100	45.4		1,300.00	024500	12.0
	1,650.00	000100	17.4		1,386.37	000100	1.9
	1,650.00	028100	17.3		1,400.00	000100	12.4
	1,700.00	000100	22.3		1,500.00	000100	115.2
	1,700.00	021000	1.4		1,500.00	013800	1.3
	1,775.00	000100	14.7		1,500.00	017600	2.0
	1,800.00	000100	31.3		1,500.00	028100	10.8
	1,800.00	014400	1.0		1,525.00	020800	0.6
	1,800.00	017600	3.0		1,550.00	021200	0.5
	1,800.00	021000	8.9		1,600.00	000100	4.9
	1,800.00	021200	22.0		1,600.00	027800	1.2
	1,800.00	024500	1.5		1,600.00	064140	9.0
	1,900.00	000100	28.0		1,700.00	000100	6.9
	2,000.00	000100	12.3		1,750.00	000100	143.5
	2,000.00	027500	4.4		1,750.00	021200	3.2
	2,122.26	000100	45.5		1,800.00	000100	0.5
	2,131.15	000100	11.5		1,800.00	017200	2.3
	2,200.00	025100	2.0		1,800.00	024500	0.9
	2,250.00	021200	11.1		1,800.00	027500	2.0
	2,250.00	024800	1.1		1,835.00	000100	15.9
	2,300.00	000100	22.5		1,904.76	000100	3.5
	2,448.75	021200	7.4		2,000.00	000100	6.4
	2,575.00	000100	63.4		2,000.00	025100	3.2
	2,880.00	064140	52.1		2,250.00	024800	1.0
					2,276.95	000100	1.7
					2,500.00	025100	2.5
					3,500.00	027500	1.5
					3,719.81	000100	4.8
Wtd. Avg. Base & Total Tons	906.28		15,252.9	Wtd. Avg. Base & Total Tons	1,170.92		935.1
Mission	500.00	017200	0.7				
Wtd. Avg. Base & Total Tons	500.00		0.7	Petite Sirah	100.00	000100	1.0
					200.00	025100	1.5
Nebbiolo	1,200.00	000100	10.0		300.00	000100	37.3
	1,200.00	021200	3.0		500.00	000100	238.7
	1,350.00	000100	10.3		500.00	020800	33.3
	1,400.00	021800	5.0		600.00	000100	54.4
	1,500.00	000100	2.5		600.00	020800	46.0
	1,600.00	000100	4.4		600.00	069470	43.6
	1,650.00	000100	5.3		700.00	069470	44.1
	1,700.00	000100	36.5		800.00	000100	1.3
	1,900.00	000100	2.0		800.00	023100	6.9
	2,992.00	000100	6.8		800.00	025100	1.2
	3,500.00	013800	6.3		850.00	021200	6.2
	3,988.97	000100	3.7		860.95	046000	57.8
Wtd. Avg. Base & Total Tons	1,868.94		95.8		900.00	000100	87.5
					900.00	013600	24.3
Negrette *	750.00	000100	0.8		900.00	023100	57.3
Wtd. Avg. Base & Total Tons	750.00		0.8		900.00	027600	11.5
					900.00	062410	28.5
Perelli 101	1,500.00	000100	5.6		910.95	061300	31.9
Wtd. Avg. Base & Total Tons	1,500.00		5.6		955.00	000100	9.5
					1,000.00	000100	79.3
					1,000.00	021600	3.3
Petit Verdot	200.00	020600	12.7		1,000.00	024300	1.0
	220.00	020800	3.4		1,000.00	025100	8.0
	400.00	020600	194.2		1,000.00	069470	17.4
	500.00	024500	1.0		1,034.00	024500	58.5
	500.00	028200	7.9		1,034.19	000100	2.0
	628.00	000100	45.7		1,034.19	017200	142.8
	750.00	000100	0.5		1,034.19	017300	476.5
	800.00	000100	2.4		1,041.00	024800	8.1
					1,041.04	000100	51.6
					1,041.26	028100	16.8

TABLE 8: BASE PRICE PAID TO GROWERS FOR GRAPES CRUSHED AND DELIVERED TO CALIFORNIA PROCESSORS FROM THE 2006 CROP WITH BRIX FACTORS AND PURCHASED TONNAGE, BY TYPE, VARIETY, REPORTING DISTRICT WHERE GROWN, AND WEIGHTED AVERAGE BASE PRICE.

District, Type, and Variety	Base Price Per Ton	Brix Factors	Tons	District, Type, and Variety	Base Price Per Ton	Brix Factors	Tons
	Dollars	Code a/			Dollars	Code a/	
DISTRICT 08 (Cont'd.)					1,650.00	056900	15.4
					1,800.00	000100	71.1
					1,800.00	021200	1.5
					1,961.00	011800	25.5
					2,000.00	000100	8.2
					2,000.00	017200	3.1
					2,000.00	019625	65.4
					2,000.00	020800	53.5
					2,000.00	024300	1.2
					2,000.00	024500	4.2
					2,035.00	000100	15.7
					2,043.87	000100	22.5
					2,050.00	000100	6.4
					2,050.00	056900	9.2
					2,100.00	000100	18.8
					2,100.00	021200	38.9
					2,150.00	000100	5.8
					2,200.00	000100	319.2
					2,200.00	017200	3.2
					2,238.00	000100	8.6
					2,282.79	020900	54.3
					2,300.00	000100	6.3
					2,300.00	017200	7.2
					2,300.00	024000	12.8
					2,300.00	056900	69.3
					2,306.54	013600	11.7
					2,307.00	000100	19.8
					2,335.00	000100	40.1
					2,376.76	000100	26.7
					2,384.09	000100	49.7
					2,384.09	025100	5.5
					2,400.00	000100	18.1
					2,400.00	021000	15.3
					2,400.00	022820	33.9
					2,400.00	025100	36.4
					2,463.28	024800	5.4
					2,469.00	017600	34.7
					2,500.00	000100	234.2
					2,500.00	011800	15.2
					2,500.00	013600	5.1
					2,500.00	017200	11.2
					2,500.00	017600	9.1
					2,500.00	020700	186.9
					2,500.00	020800	20.7
					2,500.00	021000	44.3
					2,500.00	021500	41.2
					2,500.00	022800	8.5
					2,500.00	024500	58.4
					2,500.00	064800	88.7
					2,600.00	000100	17.5
					2,600.00	017800	22.9
					2,600.00	024500	9.6
					2,616.72	000100	36.6
					2,631.04	000100	41.8
					2,650.00	000100	8.6
					2,700.00	017400	15.8
					2,750.00	000100	3.9
					2,750.00	021000	3.5
					2,750.00	023000	3.0
					2,800.00	000100	286.7
					2,800.00	013600	6.9
					2,800.00	021000	13.9
					2,800.00	021200	43.8
					2,800.00	021500	43.9
					2,800.00	021800	2.2
					2,800.00	022900	6.2
					2,800.00	024300	2.1
					2,850.00	000100	44.2
					2,850.00	020800	5.0
					2,861.00	021000	148.0
					2,865.72	000100	40.1
					2,872.19	000100	51.7
					2,883.00	000100	7.5
					2,900.00	000100	20.6
					2,900.00	014100	3.1
					2,900.00	017200	5.7
					2,950.00	000100	3.0
					2,950.00	021000	14.2
					2,950.00	024600	7.0
					2,995.00	000100	28.0
Petite Sirah (Cont'd.)	1,043.71	019000	108.4				
	1,100.00	000100	335.1				
	1,100.00	023100	21.9				
	1,100.00	023890	267.1				
	1,100.00	024300	9.5				
	1,100.00	024500	12.3				
	1,100.00	025100	11.4				
	1,100.00	027800	3.3				
	1,150.00	024000	10.2				
	1,165.00	000100	20.4				
	1,200.00	000100	15.1				
	1,200.00	017800	1.0				
	1,200.00	020800	11.3				
	1,200.00	021200	1.0				
	1,200.00	027800	0.8				
	1,250.00	023100	11.3				
	1,250.09	000100	5.5				
	1,300.00	000100	18.3				
	1,300.00	013800	1.2				
	1,300.00	024500	13.6				
	1,325.00	021000	34.8				
	1,337.00	028100	24.9				
	1,350.00	000100	110.6				
	1,375.00	021200	3.4				
	1,394.36	000100	47.3				
	1,400.00	000100	26.9				
	1,400.00	020800	4.1				
	1,400.00	024800	3.6				
	1,400.00	028100	33.5				
	1,400.00	058650	16.8				
	1,441.26	000100	49.3				
	1,450.00	000100	16.4				
	1,450.00	021800	16.6				
	1,450.00	023100	20.0				
	1,450.00	025100	14.7				
	1,470.00	025100	10.3				
	1,475.00	017400	52.7				
	1,475.00	027800	2.2				
	1,500.00	000100	55.3				
	1,500.00	017600	1.0				
	1,500.00	023000	1.7				
	1,500.00	028000	1.8				
	1,500.00	028100	16.8				
	1,550.00	000100	1.4				
	1,600.00	000100	20.8				
	1,600.00	024500	1.0				
	1,650.00	000100	3.7				
	1,650.00	056900	3.3				
	1,750.00	000100	94.1				
	1,800.00	000100	15.1				
	1,800.00	027800	4.4				
	1,842.69	000100	5.9				
	1,887.00	000100	5.5				
	2,200.00	000100	9.7				
	2,500.00	000100	9.0				
	3,000.00	021200	340.2				
	3,426.60	013600	17.5				
Wtd. Avg. Base & Total Tons	1,258.77		3,664.1				
Pinot Noir	75.00	000100	0.2				
	500.00	000100	0.5				
	800.00	000100	5.7				
	900.00	020700	145.5				
	1,144.55	000100	1.0				
	1,200.00	025100	84.7				
	1,224.00	062410	51.4				
	1,300.00	000100	4.1				
	1,400.00	000100	22.8				
	1,400.00	002600	22.8				
	1,500.00	000100	0.6				
	1,500.00	002600	24.0				
	1,547.68	017100	34.8				
	1,550.00	000100	2.2				
	1,600.00	000100	26.7				
	1,600.00	021500	2.7				
	1,640.00	013800	6.3				
	1,650.00	019300	294.3				

TABLE 8: BASE PRICE PAID TO GROWERS FOR GRAPES CRUSHED AND DELIVERED TO CALIFORNIA PROCESSORS FROM THE 2006 CROP WITH BRIX FACTORS AND PURCHASED TONNAGE, BY TYPE, VARIETY, REPORTING DISTRICT WHERE GROWN, AND WEIGHTED AVERAGE BASE PRICE.

District, Type, and Variety	Base Price Per Ton	Brix Factors	Tons
	Dollars	Code a/	

District, Type, and Variety	Base Price Per Ton	Brix Factors	Tons
	Dollars	Code a/	

DISTRICT 08 (Cont'd.)

Pinot Noir (Cont'd.)	2,996.08	000100	16.7
	3,000.00	000100	210.4
	3,000.00	011800	9.3
	3,000.00	017200	3.7
	3,000.00	017400	13.5
	3,000.00	020800	14.7
	3,000.00	021000	67.2
	3,000.00	024300	2.5
	3,000.00	025100	1.1
	3,000.00	025300	8.8
	3,017.69	000100	277.8
	3,050.00	000100	5.0
	3,050.00	022900	16.1
	3,065.00	011800	19.7
	3,099.97	000100	168.3
	3,100.39	018000	5.1
	3,105.40	020900	31.0
	3,130.67	017400	152.9
	3,132.76	000100	2.2
	3,150.00	013800	147.9
	3,177.00	021000	6.4
	3,185.12	000100	7.3
	3,190.00	021000	2.9
	3,201.52	000100	17.8
	3,240.18	014000	3.8
	3,242.84	000100	15.0
	3,250.00	025300	4.7
	3,259.61	014100	13.6
	3,300.00	017800	72.5
	3,300.00	024500	51.2
	3,400.00	000100	27.9
	3,400.00	021000	17.4
	3,400.00	024300	19.0
	3,400.00	027800	1.6
	3,441.65	000100	8.3
	3,450.00	000100	44.9
	3,500.00	000100	29.5
	3,500.00	002200	6.1
	3,500.00	011800	14.8
	3,500.00	018000	1.9
	3,500.00	020800	6.1
	3,500.00	021000	12.6
	3,500.00	021200	4.1
	3,500.00	022900	3.8
	3,500.00	024500	64.6
	3,500.00	024800	6.6
	3,500.00	025300	1.4
	3,500.00	027800	3.7
	3,500.00	064970	3.9
	3,514.78	000100	19.5
	3,575.00	000100	6.7
	3,575.00	014100	1.7
	3,575.00	021200	1.9
	3,625.00	000100	4.8
	3,625.00	021000	2.7
	3,663.40	000100	10.0
	3,700.00	000100	4.7
	3,713.40	000100	3.3
	3,748.17	000100	29.8
	3,750.00	021000	9.2
	3,800.00	022800	3.9
	3,824.00	014500	14.2
	3,925.00	025100	1.9
	3,947.00	000100	9.5
	4,000.00	000100	40.2
	4,000.00	020800	16.2
	4,000.00	021000	12.6
	4,000.00	024600	3.0
	4,000.00	025100	5.0
	4,006.81	000100	5.5
	4,045.25	000100	13.3
	4,090.00	024800	3.3
	4,300.00	021200	7.3
	4,361.00	021000	5.0
	4,500.00	000100	26.4
	4,500.00	017200	14.4
	4,500.00	021000	23.3
	4,500.00	021200	0.9

	4,500.00	025100	30.2
	4,618.25	021200	28.5
	5,000.00	017800	1.5
	5,000.00	021000	6.8
	5,000.00	025100	3.0
	5,373.13	000100	6.7
	6,000.00	025100	9.3
	6,315.00	000100	11.0
	7,220.67	000100	3.1
	8,171.31	000100	10.1
Wtd. Avg. Base & Total Tons	2,670.16		5,603.1
Refosco *	1,193.11	000100	27.9
	1,600.00	024000	5.3
	1,800.00	028100	12.8
Wtd. Avg. Base & Total Tons	1,408.86		46.0
Sangiovese *	200.00	025100	1.5
	650.00	019625	6.5
	700.00	020800	7.5
	750.00	000100	31.2
	900.00	000100	3.2
	950.00	000100	2.2
	1,000.00	000100	16.3
	1,000.00	029500	1.9
	1,096.23	000100	20.3
	1,100.00	000100	11.5
	1,100.00	021200	3.2
	1,100.00	025100	2.0
	1,100.00	028100	4.8
	1,180.50	019300	9.4
	1,200.00	000100	10.9
	1,200.00	013800	6.4
	1,200.00	021000	9.8
	1,200.00	023000	5.3
	1,200.00	024000	4.4
	1,200.00	024500	12.7
	1,200.00	025100	28.8
	1,210.70	000100	6.0
	1,250.00	013800	29.6
	1,250.00	024500	6.5
	1,328.00	000100	12.0
	1,328.00	024500	17.7
	1,348.00	000100	9.4
	1,375.00	022900	6.9
	1,400.00	000100	3.1
	1,400.00	013800	3.5
	1,400.00	017600	1.0
	1,400.00	021800	2.3
	1,500.00	017600	1.0
	1,500.00	019200	4.3
	1,500.00	024500	5.2
	1,500.00	024800	9.2
	1,587.10	021200	13.1
	1,600.00	027600	8.9
	1,700.00	000100	24.3
	1,700.00	021500	1.0
	1,700.00	028100	9.3
	1,800.00	000100	3.9
	1,800.00	017600	1.1
	1,800.00	021200	3.8
	1,800.00	028100	12.0
	1,832.00	021000	3.3
	1,850.00	027500	0.6
	2,000.00	017800	4.9
	2,445.33	024800	4.0
Wtd. Avg. Base & Total Tons	1,282.15		407.7
Souzao	750.00	000100	1.0
	1,200.00	000100	3.1
	1,300.00	000100	0.4
	1,300.00	013800	4.9
	1,355.23	000100	0.7
	1,400.00	014000	1.5
	1,500.00	028100	0.6
Wtd. Avg. Base & Total Tons	1,254.81		12.2

TABLE 8: BASE PRICE PAID TO GROWERS FOR GRAPES CRUSHED AND DELIVERED TO CALIFORNIA PROCESSORS FROM THE 2006 CROP WITH BRIX FACTORS AND PURCHASED TONNAGE, BY TYPE, VARIETY, REPORTING DISTRICT WHERE GROWN, AND WEIGHTED AVERAGE BASE PRICE.

District, Type, and Variety	Base Price Per Ton	Brix Factors	Tons	District, Type, and Variety	Base Price Per Ton	Brix Factors	Tons
	Dollars	Code a/			Dollars	Code a/	
DISTRICT 08 (Cont'd.)					1,100.00	027800	11.4
					1,100.00	028100	5.2
					1,119.23	062330	36.1
					1,123.17	027500	1.5
					1,141.59	000100	21.8
					1,151.26	000100	45.0
					1,171.08	000100	91.4
					1,191.00	028100	18.7
					1,200.00	000100	57.5
					1,200.00	017800	3.4
					1,200.00	020800	31.5
					1,200.00	021200	17.0
					1,200.00	024500	12.9
					1,200.00	024600	6.2
					1,200.00	068650	76.3
					1,200.00	068660	14.1
					1,250.00	000100	107.2
					1,250.00	021600	12.7
					1,250.00	021800	4.1
					1,250.00	064970	23.7
					1,260.00	021200	46.9
					1,300.00	000100	62.8
					1,300.00	021000	9.7
					1,300.00	024500	57.3
					1,328.14	017400	64.7
					1,343.50	000100	17.8
					1,378.11	061300	59.3
					1,400.00	000100	100.0
					1,400.00	013800	443.2
					1,400.00	017600	3.9
					1,400.00	022700	27.1
					1,400.00	061300	7.7
					1,400.00	068650	20.5
					1,420.00	000100	90.0
					1,420.94	000100	19.4
					1,445.00	000100	6.0
					1,450.00	000100	3.3
					1,450.00	020800	4.0
					1,467.01	000100	20.0
					1,488.00	024800	6.4
					1,500.00	000100	176.1
					1,500.00	013800	0.8
					1,500.00	017200	5.6
					1,500.00	020800	5.3
					1,500.00	024300	9.7
					1,500.00	024600	12.0
					1,500.00	024800	5.6
					1,500.00	027800	13.9
					1,500.00	028100	34.5
					1,500.00	068650	23.3
					1,550.00	000100	12.6
					1,550.00	021000	9.8
					1,550.00	056900	4.0
					1,561.14	000100	9.5
					1,587.00	028100	6.3
					1,600.00	000100	70.1
					1,600.00	017200	3.6
					1,600.00	021000	115.9
					1,600.00	021200	4.0
					1,600.00	027600	29.4
					1,600.00	029125	1.8
					1,600.00	064140	81.0
					1,600.00	064970	9.3
					1,625.00	000100	22.8
					1,650.00	000100	15.2
					1,650.00	025100	5.1
					1,653.00	000100	14.4
					1,700.00	000100	35.5
					1,700.00	017200	5.2
					1,700.00	017600	6.2
					1,700.00	021000	5.1
					1,700.00	021200	15.5
					1,700.00	028100	25.2
					1,750.00	000100	28.2
					1,759.00	028100	1.7
					1,771.00	024500	6.2
					1,800.00	000100	178.4
					1,800.00	017200	22.1
					1,800.00	017400	3.9
					1,800.00	017600	4.8

TABLE 8: BASE PRICE PAID TO GROWERS FOR GRAPES CRUSHED AND DELIVERED TO CALIFORNIA PROCESSORS FROM THE 2006 CROP WITH BRIX FACTORS AND PURCHASED TONNAGE, BY TYPE, VARIETY, REPORTING DISTRICT WHERE GROWN, AND WEIGHTED AVERAGE BASE PRICE.

District, Type, and Variety	Base Price Per Ton	Brix Factors	Tons
	Dollars	Code a/	

District, Type, and Variety	Base Price Per Ton	Brix Factors	Tons
	Dollars	Code a/	

DISTRICT 08 (Cont'd.)

Syrah * (Cont'd.)	1,800.00	021200	29.6
	1,800.00	024800	9.7
	1,800.00	028000	3.3
	1,800.00	028100	13.7
	1,810.00	000100	205.2
	1,825.00	024800	5.7
	1,834.86	027500	4.4
	1,850.00	021200	7.8
	1,900.00	000100	13.1
	1,900.00	024300	6.7
	1,900.00	024500	3.0
	1,900.00	024800	10.4
	1,900.00	027600	27.5
	1,901.89	000100	9.0
	1,920.00	000100	4.0
	1,941.06	000100	24.5
	1,947.77	000100	27.4
	1,950.00	000100	9.0
	1,950.00	021200	3.3
	1,950.00	024800	5.3
	1,960.00	025400	11.7
	1,975.00	000100	6.6
	2,000.00	000100	23.3
	2,000.00	014400	4.2
	2,000.00	017400	1.9
	2,000.00	020800	8.6
	2,000.00	021000	33.3
	2,000.00	021500	5.1
	2,000.00	024500	3.2
	2,000.00	024800	9.3
	2,000.00	025100	51.6
	2,000.00	027100	12.7
	2,000.00	027500	9.5
	2,000.00	027800	5.1
	2,000.00	028000	1.9
	2,000.00	028100	9.5
	2,000.00	064140	40.7
	2,050.00	017600	6.4
	2,058.00	000100	4.1
	2,058.00	064140	22.0
	2,100.00	017600	5.0
	2,100.00	025100	3.2
	2,131.50	000100	20.6
	2,150.00	014400	3.4
	2,150.00	021000	4.5
	2,155.00	025300	11.3
	2,168.92	000100	27.6
	2,180.00	027100	15.6
	2,192.32	024800	7.3
	2,200.00	000100	40.6
	2,200.00	021500	2.0
	2,200.00	024500	2.2
	2,200.00	024600	13.9
	2,200.00	028800	1.3
	2,250.00	017800	5.7
	2,250.00	028100	5.7
	2,296.00	028100	4.0
	2,300.00	000100	13.4
	2,307.00	070470	38.5
	2,350.00	000100	11.1
	2,350.23	017800	4.3
	2,380.00	028100	6.5
	2,400.00	000100	6.2
	2,400.00	028100	14.3
	2,414.16	000100	18.6
	2,432.73	000100	7.4
	2,473.58	000100	32.2
	2,500.00	000100	23.9
	2,500.00	017800	1.4
	2,500.00	021200	13.8
	2,500.00	025100	8.1
	2,500.00	028100	7.6
	2,575.00	000100	72.4
	2,600.00	027800	2.1
	2,647.06	000100	1.7
	2,700.00	027000	32.3
	2,709.48	000100	4.0
	2,717.00	028100	4.1

	2,737.00	000100	5.6
	2,750.00	017600	3.9
	2,750.00	021000	8.5
	2,750.00	021200	4.9
	2,750.00	024800	4.9
	2,818.30	027500	13.8
	2,900.00	000100	9.3
	2,949.00	021500	11.3
	2,990.24	027500	7.1
	3,000.00	000100	25.9
	3,000.00	024300	0.3
	3,000.00	027800	1.7
	3,000.00	028100	2.3
	3,035.00	024800	2.8
	3,096.00	025300	10.9
	3,200.00	020800	1.8
	3,278.69	000100	12.2
	3,307.00	000100	6.4
	3,378.00	027000	2.3
	3,400.00	027000	9.5
	3,444.00	028100	5.4
	3,500.00	017800	2.4
	3,500.00	025100	5.4
	3,500.00	025300	1.9
	3,500.00	028100	2.0
	3,510.00	070465	2.9
	3,625.99	017800	10.1
	3,673.73	000100	8.3
	3,683.33	000100	7.5
	3,700.00	000100	2.0
	3,755.77	027500	5.2
	3,800.00	020800	3.6
	3,896.50	017800	6.6
	3,936.63	021500	5.1
	4,000.00	000100	18.8
	4,076.00	000100	5.3
	4,200.00	000100	1.8
	4,232.19	000100	7.3
	4,434.72	000100	5.1
	4,500.00	000100	8.3
	4,540.00	070465	1.6
	4,819.00	000100	9.8
	4,975.00	024500	1.2
	5,000.00	000100	3.0
	5,756.46	000100	16.4
	5,900.00	021200	3.4
	7,222.31	000100	6.2
Wtd. Avg. Base & Total Tons	1,214.20		10,487.1
Tannat	1,750.00	000100	4.9
Wtd. Avg. Base & Total Tons	1,750.00		4.9
Tempranillo *	200.00	022500	30.9
	200.00	025100	1.5
	600.00	024500	2.0
	750.00	000100	1.0
	850.00	021200	6.2
	900.00	021200	2.2
	952.92	000100	1.3
	963.00	000100	10.2
	1,000.00	024500	3.0
	1,050.00	069050	10.9
	1,100.00	000100	3.7
	1,200.00	000100	39.7
	1,200.00	024800	7.3
	1,350.00	064140	10.1
	1,400.00	024800	3.5
	1,500.00	024300	5.0
	1,500.00	024800	5.2
	1,500.00	028100	21.0
	1,600.00	000100	8.3
	1,600.00	011800	2.9
	1,600.00	025100	5.0
	1,625.00	025100	3.0
	1,650.00	000100	2.0
	1,715.00	064140	10.6
	2,000.00	000100	5.7
	2,000.00	021500	4.1

TABLE 8: BASE PRICE PAID TO GROWERS FOR GRAPES CRUSHED AND DELIVERED TO CALIFORNIA PROCESSORS FROM THE 2006 CROP WITH BRIX FACTORS AND PURCHASED TONNAGE, BY TYPE, VARIETY, REPORTING DISTRICT WHERE GROWN, AND WEIGHTED AVERAGE BASE PRICE.

District, Type, and Variety	Base Price Per Ton	Brix Factors	Tons	District, Type, and Variety	Base Price Per Ton	Brix Factors	Tons
	Dollars	Code a/			Dollars	Code a/	
DISTRICT 08 (Cont'd.)					1,000.00	028100	44.2
					1,100.00	000100	14.9
					1,100.00	014400	2.1
Tempranillo * (Cont'd.)	2,000.00	024500	2.1		1,100.00	028100	5.1
	2,100.00	014400	3.0		1,100.00	062410	162.5
	2,571.43	027600	0.8		1,125.00	014400	1.7
	3,000.00	000100	4.8		1,200.00	000100	97.2
					1,200.00	021200	9.0
Wtd. Avg. Base & Total Tons	1,224.99		217.0		1,200.00	024500	8.4
					1,200.00	027800	9.5
Tinta Cao	1,000.00	000100	1.7		1,250.00	024500	7.5
	1,300.00	000100	0.4		1,253.00	028100	20.8
	1,300.00	013800	4.4		1,275.00	000100	17.2
	1,330.27	000100	1.6		1,300.00	000100	26.3
	1,400.00	014000	1.4		1,312.50	000100	54.1
					1,330.00	061300	64.1
Wtd. Avg. Base & Total Tons	1,266.15		9.5		1,333.19	000100	50.2
					1,350.00	021200	15.4
Tinta Madeira	1,303.91	000100	2.2		1,350.00	024500	3.0
					1,400.00	000100	38.1
Wtd. Avg. Base & Total Tons	1,303.91		2.2		1,400.00	024500	51.2
					1,400.00	027800	5.2
Touriga Nacional *	750.00	000100	1.0		1,400.00	028100	16.0
	900.00	027800	0.5		1,420.00	000100	100.0
	1,000.00	000100	4.3		1,500.00	000100	152.4
	1,239.61	000100	10.1		1,500.00	021800	2.9
	1,300.00	000100	0.4		1,500.00	023000	1.8
	1,300.00	013800	5.0		1,500.00	024800	175.0
	1,400.00	014000	1.4		1,500.00	027800	2.7
	1,500.00	024500	1.0		1,500.00	028100	7.1
	1,500.00	028100	0.5		1,500.00	030700	1.9
	1,750.00	000100	1.2		1,600.00	000100	54.1
					1,600.00	024500	3.3
Wtd. Avg. Base & Total Tons	1,234.25		25.4		1,600.00	027500	4.6
					1,600.00	027800	2.8
Trousseau *	750.00	000100	0.1		1,600.00	028100	13.9
					1,700.00	000100	66.3
Wtd. Avg. Base & Total Tons	750.00		0.1		1,700.00	024400	24.3
					1,700.00	024500	3.3
Zinfandel *	100.00	000100	4.9		1,700.00	027800	2.6
	175.00	011500	0.4		1,700.00	028100	14.3
	200.00	025100	2.5		1,710.00	000100	12.4
	350.00	000900	553.8		1,750.00	000100	6.0
	400.00	000100	581.9		1,770.00	000100	4.9
	425.00	009000	94.7		1,800.00	000100	4.4
	427.00	033950	528.4		1,800.00	021200	5.0
	450.00	000100	118.3		1,800.00	021500	4.1
	450.00	022500	61.2		1,800.00	024500	24.3
	450.00	033950	175.1		1,800.00	025100	4.4
	475.00	009000	130.4		1,897.50	064140	5.3
	475.00	010700	7.1		1,900.00	000100	40.4
	500.00	000100	10.6		1,944.69	000100	7.8
	500.00	007200	135.7		1,962.00	028000	14.4
	500.00	022600	277.8		2,000.00	000100	67.0
	530.00	013800	48.3		2,000.00	021200	2.9
	600.00	000100	55.7		2,000.00	021500	1.1
	600.00	006700	1,030.8		2,000.00	024500	63.2
	600.00	027800	6.0		2,000.00	025100	23.7
	670.00	000100	64.4		2,000.00	028100	75.4
	700.00	000100	221.5		2,050.00	028100	8.7
	700.00	026800	63.7		2,100.00	000100	17.0
	700.00	069470	22.2		2,100.00	024500	35.3
	701.73	000100	9.1		2,100.00	028100	6.4
	701.85	000100	8.5		2,139.64	024800	8.9
	701.85	025100	1.2		2,200.00	000100	80.9
	724.94	000100	553.8		2,200.00	021500	1.9
	750.00	025100	3.8		2,200.00	027800	4.5
	800.00	000100	186.5		2,200.00	029500	2.3
	800.00	021000	56.3		2,250.00	000100	4.2
	800.00	021200	1.3		2,250.00	017400	98.6
	800.00	022900	706.7		2,250.00	024500	10.0
	800.00	024300	134.4		2,300.00	000100	40.0
	800.00	025100	19.0		2,300.00	019300	10.0
	800.00	052500	38.2		2,300.00	028100	126.0
	900.00	000100	266.7		2,335.00	000100	8.0
	900.00	021200	3.1		2,400.00	000100	26.2
	910.95	056900	14.8		2,500.00	027800	1.7
	960.95	061300	74.8		2,600.00	000100	34.1
	1,000.00	000100	73.5		2,600.00	024500	91.9
	1,000.00	017000	156.2		2,600.00	028100	8.8
	1,000.00	017800	0.5				

TABLE 8: BASE PRICE PAID TO GROWERS FOR GRAPES CRUSHED AND DELIVERED TO CALIFORNIA PROCESSORS FROM THE 2006 CROP WITH BRIX FACTORS AND PURCHASED TONNAGE, BY TYPE, VARIETY, REPORTING DISTRICT WHERE GROWN, AND WEIGHTED AVERAGE BASE PRICE.

District, Type, and Variety	Base Price Per Ton	Brix Factors	Tons
	Dollars	Code a/	

DISTRICT 08 (Cont'd.)

Zinfandel * (Cont'd.)	3,000.00	000100	37.2
Wtd. Avg. Base & Total Tons	911.24		8,890.1
Other Red b/	200.00	025100	1.5
Wtd. Avg. Base & Total Tons	200.00		1.5

DISTRICT 09

WINE GRAPES (WHITE)

Chardonnay *	250.00	001900	596.3
	264.00	000100	8.2
	300.00	018700	125.5
	324.00	018800	480.6
	350.00	000100	2,838.4
	350.00	015300	741.3
	390.00	000100	1,132.5
	390.00	020600	562.9
	400.00	018800	39.1
	415.00	000100	4.3
	500.00	000100	631.0
	500.00	017000	669.3
	500.00	046000	84.6
	663.94	000100	46.0
	750.00	000100	12.0
	953.99	000100	1,955.2
	1,000.00	000100	11.2
	1,000.00	011300	1.0
	1,000.00	017400	1.6
	1,400.00	020800	1.5
	1,400.00	021000	1.5
	1,500.00	019000	3.5
Wtd. Avg. Base & Total Tons	492.25		9,947.5
Chenin Blanc	100.00	011300	1.6
	225.00	043900	53.9
	600.00	014000	27.6
Wtd. Avg. Base & Total Tons	347.14		83.1
French Colombard	100.00	011300	1.0
	216.34	001700	700.3
Wtd. Avg. Base & Total Tons	216.17		701.3
Gewurztraminer	940.07	017000	9.1
Wtd. Avg. Base & Total Tons	940.07		9.1
Grenache Blanc	750.00	000100	2.0
	979.00	000100	1.0
Wtd. Avg. Base & Total Tons	826.33		3.0
Marsanne	1,331.00	000100	3.2
Wtd. Avg. Base & Total Tons	1,331.00		3.2
Moscato Gaillo *	850.00	000100	2.0
Wtd. Avg. Base & Total Tons	850.00		2.0
Muscat Blanc *	900.00	000100	1.4
Wtd. Avg. Base & Total Tons	900.00		1.4
Muscat Orange	900.00	000100	6.5
Wtd. Avg. Base & Total Tons	900.00		6.5
Muscat of Alexandria	283.00	014100	48.8
	1,000.00	017400	0.1
Wtd. Avg. Base & Total Tons	284.47		48.9

District, Type, and Variety	Base Price Per Ton	Brix Factors	Tons
	Dollars	Code a/	

Pinot Gris *	550.00	000100	55.7
	550.00	013100	329.4
	1,500.00	020800	5.2
Wtd. Avg. Base & Total Tons	562.66		390.3
Roussanne	1,000.00	013100	0.5
	1,400.00	013400	1.3
	1,855.00	000100	3.3
Wtd. Avg. Base & Total Tons	1,655.20		5.1
Sauvignon Blanc	450.00	020800	1.0
	750.00	000100	1.9
	800.00	000100	5.0
Wtd. Avg. Base & Total Tons	743.67		7.9
Semillon	750.00	000100	1.5
Wtd. Avg. Base & Total Tons	750.00		1.5
Symphony	350.00	001700	303.8
Wtd. Avg. Base & Total Tons	350.00		303.8
Viognier	100.00	001900	2.1
	1,000.00	025100	0.4
	1,025.45	000100	3.3
Wtd. Avg. Base & Total Tons	688.62		5.8
White Riesling *	1,200.00	000100	0.5
Wtd. Avg. Base & Total Tons	1,200.00		0.5

WINE GRAPES (RED)

Barbera	1,700.00	000100	1.6
Wtd. Avg. Base & Total Tons	1,700.00		1.6
Cabernet Franc	750.00	000100	0.5
Wtd. Avg. Base & Total Tons	750.00		0.5
Cabernet Sauvignon	100.00	001900	1.3
	150.00	022600	190.2
	200.00	022600	408.0
	275.00	000100	171.1
	290.00	000100	908.2
	500.00	046000	164.8
	663.94	000100	47.4
	750.00	000100	7.9
	1,000.00	021200	1.5
	1,800.00	021000	3.0
Wtd. Avg. Base & Total Tons	287.58		1,903.4
Carmine	600.00	013800	13.6
Wtd. Avg. Base & Total Tons	600.00		13.6
Cinsaut *	933.00	000100	1.6
Wtd. Avg. Base & Total Tons	933.00		1.6
Counoise	1,035.00	000100	1.5
Wtd. Avg. Base & Total Tons	1,035.00		1.5
Gamay (Napa) *	1,000.00	000100	1.2
Wtd. Avg. Base & Total Tons	1,000.00		1.2
Grenache *	225.00	000800	1,256.9
	750.00	000100	2.5
	960.72	000100	20.0

TABLE 8: BASE PRICE PAID TO GROWERS FOR GRAPES CRUSHED AND DELIVERED TO CALIFORNIA PROCESSORS FROM THE 2006 CROP WITH BRIX FACTORS AND PURCHASED TONNAGE, BY TYPE, VARIETY, REPORTING DISTRICT WHERE GROWN, AND WEIGHTED AVERAGE BASE PRICE.

District, Type, and Variety	Base Price Per Ton	Brix Factors	Tons	District, Type, and Variety	Base Price Per Ton	Brix Factors	Tons
	Dollars	Code a/			Dollars	Code a/	
DISTRICT 09 (Cont'd.)							
Grenache * (Cont'd.)	2,050.00	024500	2.3	Syrah *	100.00	001900	11.3
Wtd. Avg. Base & Total Tons	240.78		1,281.7		452.09	000100	164.7
Lagrein	750.00	000100	1.3		700.00	000100	3.0
Wtd. Avg. Base & Total Tons	750.00		1.3		774.29	000100	18.7
Malbec	750.00	000100	6.2		800.00	012900	1.0
Wtd. Avg. Base & Total Tons	993.06		7.2		800.00	024600	2.0
Mataro *	845.50	000100	2.7		1,000.00	019000	46.2
	1,098.00	000100	9.0	Tannat	750.00	000100	1.8
	1,120.00	013600	1.4	Wtd. Avg. Base & Total Tons	750.00		1.8
	1,400.00	012900	0.7	Tempranillo *	955.81	000100	87.3
Wtd. Avg. Base & Total Tons	1,066.15		13.8	Wtd. Avg. Base & Total Tons	955.81		87.3
Merlot	110.00	000100	92.0	Zinfandel *	250.00	061300	46.2
	110.00	002600	606.8		300.00	005300	4,183.0
	400.00	024400	123.6		300.00	007600	4,056.9
	450.00	020800	1.0		331.51	000800	1,387.9
	500.00	017000	593.6		350.00	006250	167.7
	700.00	017000	546.7		350.00	007600	410.3
	750.00	000100	0.7		1,000.00	021200	2.4
	800.00	024600	0.5		1,500.00	021000	1.3
	1,000.00	021200	2.0	Wtd. Avg. Base & Total Tons	307.17		10,255.7
	1,079.35	000100	2.3	Other Red b/	1,000.00	021200	0.4
	1,133.00	020800	5.3	Wtd. Avg. Base & Total Tons	1,000.00		0.4
	1,200.00	000100	2.1	DISTRICT 10			
	1,500.00	021000	2.6	WINE GRAPES (WHITE)			
Wtd. Avg. Base & Total Tons	416.37		1,979.2	Chardonnay *	375.00	009100	48.9
Montepulciano	1,300.00	025100	1.0		568.00	013600	4.4
Wtd. Avg. Base & Total Tons	1,300.00		1.0		700.00	000100	53.7
Petit Verdot	275.00	000100	181.8		750.00	014000	1.7
	750.00	000100	3.9		780.00	019000	12.3
	1,200.00	029300	2.0		850.55	000100	3.2
Wtd. Avg. Base & Total Tons	294.73		187.7		850.55	024800	4.5
Petite Sirah	350.00	000100	119.4		851.00	000100	22.1
	375.00	000100	83.3		872.98	000100	10.7
	750.00	000100	43.0		872.98	017800	0.8
	800.00	067995	10.5		900.00	018900	8.2
	1,000.00	019000	20.5		900.00	025100	3.0
	1,200.00	021000	7.0		950.00	000100	11.9
	1,300.00	025100	1.5		956.00	000100	3.9
	1,700.00	000100	2.4		1,000.00	002200	5.9
	1,750.00	028000	1.2		1,000.00	021000	90.1
	2,050.00	024800	17.2		1,000.00	025400	5.4
	2,500.00	000100	2.0		1,000.00	026800	3.0
Wtd. Avg. Base & Total Tons	620.02		308.0		1,020.00	000100	17.2
Pinot Noir	1,000.00	000100	14.2		1,100.00	022600	14.4
	1,400.00	060140	2.7		1,139.18	019000	67.8
	1,500.00	019000	9.0		1,170.00	003100	8.3
	1,500.00	021000	7.6		1,200.00	000100	44.1
	1,853.92	020800	1.7		1,200.00	024400	3.2
	2,000.00	000100	9.9		1,200.00	024500	1.8
	2,200.00	020900	1.9		1,200.00	070555	2.5
Wtd. Avg. Base & Total Tons	1,489.61		47.0		2,400.00	000100	7.3
Refosco *	850.00	000100	1.1	Wtd. Avg. Base & Total Tons	942.81		460.3
Wtd. Avg. Base & Total Tons	850.00		1.1	Chenin Blanc	174.00	000100	2.9
Sangiovese *	1,450.00	020800	2.2	Wtd. Avg. Base & Total Tons	174.00		2.9
Wtd. Avg. Base & Total Tons	1,450.00		2.2	Gewurztraminer	650.00	009100	23.5
					900.00	000100	4.6

TABLE 8: BASE PRICE PAID TO GROWERS FOR GRAPES CRUSHED AND DELIVERED TO CALIFORNIA PROCESSORS FROM THE 2006 CROP WITH BRIX FACTORS AND PURCHASED TONNAGE, BY TYPE, VARIETY, REPORTING DISTRICT WHERE GROWN, AND WEIGHTED AVERAGE BASE PRICE.

District, Type, and Variety	Base Price Per Ton	Brix Factors	Tons
	Dollars	Code a/	

District, Type, and Variety	Base Price Per Ton	Brix Factors	Tons
	Dollars	Code a/	

DISTRICT 10 (Cont'd.)

Gewurztraminer (Cont'd.)	1,000.00	000100	0.1
Wtd. Avg. Base & Total Tons	692.02		28.2
Grenache Blanc	1,271.00	021600	1.2
Wtd. Avg. Base & Total Tons	1,271.00		1.2
Malvasia Bianca *	1,300.00	017000	5.8
Wtd. Avg. Base & Total Tons	1,300.00		5.8
Marsanne	1,300.00	000100	2.4
	1,400.00	019100	3.9
	1,440.00	000100	2.2
	1,440.00	021600	2.8
	1,440.00	024500	6.1
	1,500.00	000100	11.3
Wtd. Avg. Base & Total Tons	1,446.48		28.7
Moscato Gaillo *	900.00	000100	1.2
Wtd. Avg. Base & Total Tons	900.00		1.2
Muscat Blanc *	980.00	000100	4.3
	1,000.00	000100	0.2
	1,000.00	024500	8.8
	1,100.00	000100	27.6
	1,110.12	000100	2.0
	1,150.00	000100	20.0
	1,200.00	000100	1.9
	1,325.00	025100	1.5
	1,375.00	028100	7.5
Wtd. Avg. Base & Total Tons	1,129.73		73.8
Muscat Orange	350.00	000100	0.8
	900.00	000100	4.6
	900.00	017400	1.5
	900.00	024400	9.0
	938.00	011400	6.3
	983.83	000100	3.0
	1,000.00	000100	0.2
	1,000.00	020900	8.7
	1,000.00	021000	4.9
	1,100.00	000100	3.0
	1,150.00	000100	4.2
	1,200.00	000100	4.5
	1,250.00	029125	7.8
Wtd. Avg. Base & Total Tons	1,022.41		58.5
Pinot Gris *	1,000.00	021000	8.5
	1,175.14	000100	5.6
	1,200.00	000100	23.6
	1,400.00	000100	1.3
	1,500.00	000100	9.3
Wtd. Avg. Base & Total Tons	1,225.07		48.3
Roussanne	1,200.00	000100	2.2
	1,200.00	020800	8.8
	1,200.00	022900	1.7
	1,200.00	025100	4.3
	1,257.33	025100	1.7
	1,300.00	017200	6.9
	1,300.00	017400	1.1
	1,400.00	000100	2.2
	1,400.00	019100	1.5
	1,400.00	069800	1.5
	1,440.00	000100	1.7
	1,440.00	021600	1.9
	1,440.00	024500	2.0
	1,500.00	000100	8.2
	1,500.00	013500	0.5
	1,500.00	024300	4.2

Wtd. Avg. Base & Total Tons	1,341.89		50.4
Sauvignon Blanc	100.00	001700	38.8
	275.00	009100	62.0
	450.00	038700	194.0
	600.00	000100	8.9
	600.00	017200	17.5
	605.75	000100	5.5
	606.00	000100	6.6
	675.00	000100	19.1
	725.00	000100	23.5
	800.00	000100	4.0
	800.00	017200	9.3
	850.00	000100	10.2
	900.00	002200	3.5
	900.00	017000	7.7
	900.00	018900	11.7
	900.00	020800	3.6
	950.00	000100	3.0
	1,000.00	000100	7.9
	1,000.00	013800	3.8
	1,000.00	019300	5.0
	1,000.00	022900	9.5
	1,000.00	025100	0.5
	1,100.00	000100	3.8
	1,200.00	000100	3.9
Wtd. Avg. Base & Total Tons	524.28		463.3
Semillon	750.00	017000	2.7
	834.00	000100	7.7
	850.00	000100	10.7
	850.00	022700	11.9
	900.00	000100	2.5
Wtd. Avg. Base & Total Tons	842.45		35.5
St.Emilion *	1,000.00	021000	1.5
Wtd. Avg. Base & Total Tons	1,000.00		1.5
Symphony	400.00	000100	31.4
Wtd. Avg. Base & Total Tons	400.00		31.4
Verdelho	525.00	003850	16.3
	800.00	000100	3.1
	900.00	013800	3.1
	1,000.00	000100	2.1
Wtd. Avg. Base & Total Tons	647.46		24.6
Viognier	450.00	009100	19.9
	800.00	021500	1.8
	1,150.00	017400	1.7
	1,200.00	000100	2.7
	1,200.00	001900	1.5
	1,200.00	024500	5.8
	1,200.00	024800	2.7
	1,300.00	000100	1.8
	1,300.00	017200	4.7
	1,300.00	029200	2.4
	1,400.00	000100	9.0
	1,400.00	019100	3.9
	1,400.00	021500	6.2
	1,440.00	000100	2.0
	1,440.00	024500	8.5
	1,500.00	000100	31.2
	1,500.00	013600	0.2
	1,500.00	021000	1.0
	1,504.00	021600	4.5
	1,504.84	000100	2.1
	1,504.84	021100	1.1
	1,550.00	024300	14.2
	1,600.00	000100	3.5
	1,650.00	000100	2.8
	2,000.00	021000	14.0
Wtd. Avg. Base & Total Tons	1,350.09		149.2

TABLE 8: BASE PRICE PAID TO GROWERS FOR GRAPES CRUSHED AND DELIVERED TO CALIFORNIA PROCESSORS FROM THE 2006 CROP WITH BRIX FACTORS AND PURCHASED TONNAGE, BY TYPE, VARIETY, REPORTING DISTRICT WHERE GROWN, AND WEIGHTED AVERAGE BASE PRICE.

District, Type, and Variety	Base Price Per Ton	Brix Factors	Tons	District, Type, and Variety	Base Price Per Ton	Brix Factors	Tons
	Dollars	Code a/			Dollars	Code a/	
DISTRICT 10 (Cont'd.)							
White Riesling *	900.00	000100	6.3		1,400.00	029200	2.0
	950.00	017100	10.9		1,440.00	000100	0.4
					1,500.00	019300	1.9
Wtd. Avg. Base & Total Tons	931.69		17.2		1,500.00	025100	8.6
					1,585.77	000100	14.9
Other White b/	1,400.00	000100	1.9		1,600.00	000100	6.0
					1,800.00	017100	5.2
Wtd. Avg. Base & Total Tons	1,400.00		1.9	Wtd. Avg. Base & Total Tons	2,000.00	021000	24.4
WINE GRAPES (RED)							
Aglianico	1,200.00	013400	1.0	Cabernet Franc	475.00	000100	1.0
	1,200.00	021200	2.0		700.00	000100	52.5
Wtd. Avg. Base & Total Tons	1,200.00		3.0		708.00	024500	0.4
					950.00	019200	10.8
Alicante Bouschet *	700.00	021000	9.9		1,000.00	000100	10.4
	1,000.00	000100	2.3		1,000.00	014000	7.2
	1,000.00	014100	3.3		1,000.00	023700	4.8
	1,200.00	020800	1.5		1,000.00	029050	6.5
	1,200.00	026900	0.5		1,030.00	000100	4.5
	1,346.53	000100	1.5		1,070.00	000100	1.9
	1,400.00	000100	3.1		1,071.77	000100	0.3
	1,400.00	064800	3.0		1,071.77	017800	10.2
	2,000.00	021000	3.0		1,071.77	024500	0.3
Wtd. Avg. Base & Total Tons	1,120.63		28.1		1,072.00	000100	5.3
					1,100.00	000100	19.3
Alvarelhao	1,200.00	021000	1.9		1,150.00	021200	4.0
	1,250.00	000100	0.8		1,200.00	000100	8.4
	1,264.00	000100	0.1		1,200.00	021000	1.4
	2,100.00	000100	1.8		1,200.00	021200	0.5
Wtd. Avg. Base & Total Tons	1,562.26		4.6		1,200.00	024500	5.2
					1,300.00	000100	8.4
Barbera	275.00	009100	5.7		1,300.00	027800	2.0
	500.00	000100	4.0		1,364.60	019100	5.0
	650.00	025300	7.2		1,400.00	000100	6.4
	750.00	024400	13.3		1,400.00	022800	3.5
	800.00	003500	7.1		1,500.00	000100	2.0
	800.00	013600	1.5		1,500.00	002100	20.0
	800.00	022700	3.2		1,500.00	019300	1.8
	816.00	014100	152.4		1,500.00	021200	8.0
	850.00	021000	4.0		1,600.00	017400	1.2
	900.00	000100	9.0		1,871.00	000100	2.2
	900.00	003100	0.8	Wtd. Avg. Base & Total Tons	1,081.53		215.4
	900.00	024800	1.7				
	1,000.00	000100	3.1	Cabernet Sauvignon	110.00	000100	152.6
	1,000.00	003300	5.7		222.25	023000	2.0
	1,000.00	020800	7.1		400.00	009100	25.0
	1,000.00	023100	7.6		500.00	000100	4.3
	1,000.00	024400	23.5		500.00	021500	1.7
	1,000.00	024800	5.9		600.00	000100	3.0
	1,050.00	024800	3.3		650.00	052500	19.0
	1,100.00	021200	4.0		700.00	000100	55.2
	1,169.55	024800	6.0		750.00	000100	34.0
	1,170.00	000100	8.4		750.00	021000	2.0
	1,200.00	000100	35.0		800.00	000100	10.0
	1,200.00	003300	7.3		800.00	027500	9.7
	1,200.00	024500	16.4		800.00	070545	3.3
	1,200.00	025100	7.0		900.00	000100	10.3
	1,200.00	025300	6.2		950.00	024600	38.0
	1,200.00	026900	15.2		1,000.00	000100	3.2
	1,200.00	029780	6.0		1,000.00	014000	13.6
	1,200.00	070608	3.0		1,000.00	021600	0.5
	1,285.77	017800	0.9		1,000.00	023700	12.0
	1,286.00	000100	9.1		1,000.00	024500	6.4
	1,300.00	000100	9.3		1,050.00	000100	0.9
	1,300.00	021000	24.6		1,100.00	000100	250.7
	1,301.00	002600	0.8		1,100.00	002200	24.6
	1,400.00	000100	71.8		1,100.00	020700	0.3
	1,400.00	019400	4.5		1,150.00	003100	2.0
	1,400.00	025100	3.7		1,150.00	021200	1.5
	1,400.00	025300	3.0		1,150.00	024300	1.9
	1,400.00	027500	3.0		1,200.00	000100	12.0
	1,400.00	027800	14.0		1,200.00	001900	2.1
	1,400.00	028000	3.3		1,200.00	002600	3.0

TABLE 8: BASE PRICE PAID TO GROWERS FOR GRAPES CRUSHED AND DELIVERED TO CALIFORNIA PROCESSORS FROM THE 2006 CROP WITH BRIX FACTORS AND PURCHASED TONNAGE, BY TYPE, VARIETY, REPORTING DISTRICT WHERE GROWN, AND WEIGHTED AVERAGE BASE PRICE.

District, Type, and Variety	Base Price Per Ton	Brix Factors	Tons	District, Type, and Variety	Base Price Per Ton	Brix Factors	Tons	
	Dollars	Code a/			Dollars	Code a/		
DISTRICT 10 (Cont'd.)								
Cabernet Sauvignon (Cont'd.)	1,200.00	029050	1.8		1,271.00	014400	0.7	
	1,243.82	019100	101.0		1,300.00	021000	5.3	
	1,250.00	000100	2.5		1,300.00	025100	2.0	
	1,250.00	024800	2.0		1,400.00	000100	5.9	
	1,260.00	000100	3.8		1,400.00	019100	3.3	
	1,260.02	000100	29.9		1,400.00	021200	2.0	
	1,262.02	000100	10.8		1,400.00	021600	0.5	
	1,271.00	000100	27.3		1,440.00	000100	2.6	
	1,271.26	017400	2.5		1,500.00	000100	22.2	
	1,279.60	000100	1.0		1,500.00	021000	6.9	
	1,300.00	000100	7.0		1,500.00	024500	3.1	
	1,300.00	020700	20.4		1,500.00	029780	3.6	
	1,300.00	021000	9.6		1,600.00	000100	2.9	
	1,300.00	021600	1.7		1,600.00	014400	4.0	
	1,300.00	025100	1.9		1,600.00	019300	1.2	
	1,300.00	029050	2.1		1,650.00	000100	10.1	
	1,350.00	000100	12.0		2,200.00	000100	0.4	
	1,400.00	000100	21.8		Wtd. Avg. Base & Total Tons	1,345.63		107.0
	1,400.00	021000	37.6		Malbec	700.00	000100	3.1
	1,400.00	021500	3.2			925.00	019200	6.5
	1,400.00	021600	1.0			1,000.00	000100	0.1
	1,400.00	022800	4.9			1,000.00	000100	0.1
	1,500.00	000100	35.5			1,300.00	021200	2.3
	1,500.00	019300	1.8			1,300.00	025100	1.0
	1,500.00	021200	6.5			1,312.36	000100	1.1
	1,500.00	024500	2.7			1,350.00	000100	1.7
	1,600.00	000100	16.5			1,351.47	000100	3.0
	1,650.00	000100	3.4			1,400.00	000100	3.0
	1,700.00	023760	151.7			1,400.00	017400	2.8
	1,800.00	024500	1.5			1,400.00	021500	3.4
	2,000.00	024300	7.7			1,400.00	022800	1.6
						1,419.32	019100	7.8
					1,500.00	000100	3.9	
Wtd. Avg. Base & Total Tons	1,065.93		1,276.5		1,650.00	000100	12.4	
					2,090.13	000100	3.9	
Carignane	1,200.00	002600	3.0	Wtd. Avg. Base & Total Tons	1,406.56		57.6	
	1,274.90	000100	2.5					
	2,000.00	024300	0.5	Mataro *	825.00	022900	13.3	
Wtd. Avg. Base & Total Tons	1,297.88		6.0		1,000.00	000100	7.4	
					1,000.00	024500	9.9	
Charbono	1,183.69	000100	2.2		1,100.00	024500	5.3	
	1,200.00	000100	3.1		1,160.00	003100	2.5	
	1,200.00	013400	2.0		1,200.00	024800	3.4	
	1,300.00	000100	1.0		1,250.00	021200	6.5	
Wtd. Avg. Base & Total Tons	1,207.73		8.3		1,300.00	021000	10.4	
					1,300.00	027600	2.5	
Cinsaut *	804.19	000100	0.7		1,350.00	000100	1.1	
	1,050.00	000100	2.0		1,400.00	000100	7.1	
Wtd. Avg. Base & Total Tons	986.27		2.7		1,400.00	019100	1.0	
					1,400.00	022800	2.3	
Counoise	1,600.00	000100	0.6		1,413.04	017000	2.5	
Wtd. Avg. Base & Total Tons	1,600.00		0.6		1,500.00	000100	30.1	
					1,500.00	021600	7.8	
Dolcetto	1,400.00	000100	0.2		1,500.00	024300	11.3	
	1,500.00	021000	1.9		1,500.00	024500	0.8	
Wtd. Avg. Base & Total Tons	1,490.48		2.1		1,550.00	000100	4.5	
					1,600.00	000100	2.2	
Gamay (Napa) *	1,500.00	000100	9.1		1,600.00	014400	2.4	
	1,600.00	000100	0.6		1,600.00	025100	1.0	
Wtd. Avg. Base & Total Tons	1,506.19		9.7		1,700.00	019300	1.8	
					2,000.00	021000	4.1	
					2,200.00	000100	0.5	
Grenache *	500.00	000100	0.8	Wtd. Avg. Base & Total Tons	1,332.75		141.7	
	600.00	000100	1.0					
	634.00	000100	6.9	Merlot	222.25	022900	2.0	
	800.00	000100	1.2		400.00	021800	21.3	
	900.00	000100	0.2		565.00	000100	40.1	
	900.00	025100	1.8		600.00	000100	54.8	
	1,000.00	000100	0.2		700.00	024500	1.5	
	1,000.00	024500	4.7		750.00	021000	2.0	
	1,200.00	000100	6.4		771.00	019200	34.3	
	1,200.00	024800	2.6		800.00	025100	4.0	
	1,200.00	026900	2.2		810.00	021200	3.5	
	1,217.16	026800	2.3		900.00	000100	150.3	
					950.00	020800	5.3	
					978.00	000100	12.6	
					1,000.00	000100	16.7	

TABLE 8: BASE PRICE PAID TO GROWERS FOR GRAPES CRUSHED AND DELIVERED TO CALIFORNIA PROCESSORS FROM THE 2006 CROP WITH BRIX FACTORS AND PURCHASED TONNAGE, BY TYPE, VARIETY, REPORTING DISTRICT WHERE GROWN, AND WEIGHTED AVERAGE BASE PRICE.

District, Type, and Variety	Base Price Per Ton	Brix Factors	Tons	District, Type, and Variety	Base Price Per Ton	Brix Factors	Tons
	Dollars	Code a/			Dollars	Code a/	
DISTRICT 10 (Cont'd.)							
Merlot (Cont'd.)	1,000.00	014000	2.6	Wtd. Avg. Base & Total Tons	1,248.40		49.4
	1,000.00	017400	9.6	Petite Sirah	500.00	021500	1.2
	1,000.00	021000	1.7		750.00	000100	12.3
	1,000.00	021800	6.0		900.00	000100	0.2
	1,000.00	024800	1.0		900.00	021000	8.0
	1,000.00	029050	4.7		950.00	022900	5.7
	1,004.15	000100	9.2		1,000.00	000100	0.2
	1,004.15	017800	1.1		1,000.00	024400	4.6
	1,043.00	000100	21.3		1,096.00	014100	57.6
	1,100.00	000100	10.0		1,200.00	000100	25.9
	1,100.00	002200	17.8		1,200.00	019300	2.8
	1,100.00	019100	108.9		1,200.00	021000	2.1
	1,100.00	022700	10.2		1,200.00	024600	1.6
	1,123.00	025400	15.7		1,200.00	024800	6.6
	1,151.01	022700	5.0		1,200.00	025100	2.8
	1,200.00	000100	15.0		1,250.00	000100	8.0
	1,200.00	001900	2.4		1,250.00	003100	2.0
	1,200.00	021800	2.0		1,250.00	021200	2.5
	1,200.00	022900	2.0		1,259.33	000100	0.9
	1,200.00	024500	2.0		1,300.00	000100	1.8
	1,250.00	021000	3.9		1,339.30	019100	4.4
	1,300.00	000100	2.1		1,350.00	000100	2.1
	1,300.00	022700	13.3		1,400.00	000100	11.3
	1,350.00	021500	1.1		1,400.00	022800	2.2
	1,350.00	025100	2.6		1,400.00	025100	1.6
	1,400.00	021000	36.0		1,400.00	070525	2.5
	1,400.00	021200	3.5		1,423.65	000100	1.0
	1,500.00	000100	3.4		1,434.32	000100	23.6
	1,650.00	000100	1.6		1,450.00	017400	5.2
	2,000.00	000100	2.1		1,500.00	000100	57.5
					1,500.00	004200	4.8
					1,500.00	021200	3.2
Wtd. Avg. Base & Total Tons	956.48		666.2		1,500.00	024500	20.8
					1,500.00	027500	3.6
Mission	800.00	028100	4.8		1,600.00	000100	11.1
	850.00	017600	4.0		1,600.00	021500	2.0
	1,500.00	000100	4.6		1,750.00	025100	9.7
					1,800.00	070250	3.7
Wtd. Avg. Base & Total Tons	1,055.22		13.4		2,000.00	000100	11.0
					2,000.00	017000	5.7
Muscat Hamburg *	800.00	025050	1.8		2,000.00	024300	0.7
	900.00	000100	2.5		2,000.00	024500	7.0
	1,200.00	000100	1.8		2,000.00	024800	1.1
	1,250.00	029125	5.5		2,184.00	025100	8.4
	1,500.00	000100	1.0				
Wtd. Avg. Base & Total Tons	1,128.97		12.6	Wtd. Avg. Base & Total Tons	1,381.14		351.0
				Pinot Noir	950.00	019200	6.1
Nebbiolo	700.00	024400	3.4		1,134.69	000100	2.0
	1,200.00	000100	3.6		1,200.00	000100	7.1
	1,250.00	021200	1.5		1,300.00	024500	6.1
	1,298.39	000100	5.4				
Wtd. Avg. Base & Total Tons	1,121.32		13.9	Wtd. Avg. Base & Total Tons	1,150.91		21.3
				Pinotage	1,050.00	021200	3.0
Petit Verdot	700.00	000100	2.2		1,250.00	021500	4.0
	800.00	020600	1.0		1,250.00	027600	3.0
	950.00	022900	6.3				
	1,000.00	000100	1.1	Wtd. Avg. Base & Total Tons	1,190.00		10.0
	1,000.00	023700	3.0	Sangiovese *	550.00	009100	7.9
	1,100.00	000100	4.6		800.00	021500	2.0
	1,200.00	000100	2.2		850.00	018900	5.9
	1,200.00	021500	1.0		950.00	022800	9.0
	1,200.00	027600	1.0		1,000.00	000100	7.1
	1,210.00	000100	2.2		1,050.00	021200	2.5
	1,250.00	025300	1.0		1,100.00	000100	6.8
	1,319.90	000100	0.2		1,100.00	024800	3.0
	1,350.00	000100	0.9		1,200.00	000100	12.4
	1,350.00	021500	3.1		1,200.00	014100	1.4
	1,400.00	000100	3.0		1,219.46	017800	3.7
	1,400.00	021200	1.5		1,222.47	024800	4.0
	1,400.00	022800	1.6		1,250.00	019300	7.2
	1,400.00	024600	0.8		1,300.00	000100	5.9
	1,450.00	000100	2.1		1,300.00	021000	5.4
	1,500.00	000100	6.6		1,300.00	021200	18.5
	1,500.00	004200	1.5		1,300.00	025100	7.0
	1,600.00	000100	1.4		1,306.00	000100	3.6
	2,250.00	000100	1.1		1,310.00	000100	8.0

TABLE 8: BASE PRICE PAID TO GROWERS FOR GRAPES CRUSHED AND DELIVERED TO CALIFORNIA PROCESSORS FROM THE 2006 CROP WITH BRIX FACTORS AND PURCHASED TONNAGE, BY TYPE, VARIETY, REPORTING DISTRICT WHERE GROWN, AND WEIGHTED AVERAGE BASE PRICE.

District, Type, and Variety	Base Price Per Ton	Brix Factors	Tons	District, Type, and Variety	Base Price Per Ton	Brix Factors	Tons
	Dollars	Code a/			Dollars	Code a/	
DISTRICT 10 (Cont'd.)							
Sangiovese * (Cont'd.)	1,329.83	019100	10.9		1,440.00	000100	5.1
	1,400.00	000100	1.0		1,500.00	000100	67.6
	1,450.00	000100	2.5		1,500.00	024500	19.5
	1,450.00	024500	8.5		1,505.60	019000	11.9
	1,500.00	019300	2.6		1,600.00	000100	5.5
	1,524.00	001900	4.6		1,600.00	025100	5.5
	1,600.00	000100	14.6		1,650.00	000100	8.6
	1,600.00	024800	1.0		1,800.00	000100	13.2
	1,650.00	000100	11.5		1,800.00	019300	0.6
	2,098.36	000100	6.2		1,800.00	021200	4.2
					1,800.00	021500	2.1
					1,800.00	021600	8.9
					1,849.33	024600	36.8
Wtd. Avg. Base & Total Tons	1,286.95		184.7		1,900.00	000100	1.0
					2,000.00	019300	3.0
Souzao	700.00	022900	3.9		2,000.00	021000	26.2
	1,000.00	000100	0.5		2,000.00	024500	13.9
	1,028.00	000100	0.7		2,054.00	021200	9.9
	1,200.00	021000	2.2		2,200.00	000100	3.5
	1,250.00	021200	1.0				
	2,100.00	000100	0.7	Wtd. Avg. Base & Total Tons	1,217.41		1,084.4
Wtd. Avg. Base & Total Tons	1,034.40		9.0	Tempranillo *	250.00	000100	0.3
Syrah *	250.00	000100	0.3		800.00	000100	0.8
	400.00	021200	2.1		900.00	000100	0.1
	400.00	021500	3.6		1,000.00	000100	1.6
	500.00	000100	10.3		1,000.00	021000	10.5
	500.00	024600	8.1		1,100.00	000100	2.8
	550.00	021200	1.3		1,100.00	029050	1.4
	600.00	000100	18.1		1,200.00	021000	3.6
	750.00	000100	29.8		1,200.00	021200	1.0
	800.00	000100	0.5		1,250.00	000100	1.3
	800.00	013600	0.2		1,300.00	000100	6.0
	800.00	024500	1.9		1,400.00	000100	5.2
	850.00	022900	35.3		1,500.00	000100	29.3
	865.10	022900	26.5		1,500.00	004200	5.6
	869.00	000100	39.5		2,000.00	023100	4.4
	875.00	024400	21.8		2,100.00	000100	0.2
	900.00	000100	17.3	Wtd. Avg. Base & Total Tons	1,367.34		74.1
	900.00	026800	11.2	Teroldego	1,096.00	014100	13.4
	930.00	019000	87.2	Wtd. Avg. Base & Total Tons	1,096.00		13.4
	950.00	000100	2.1	Tinta Barroca	1,100.00	000100	0.5
	1,000.00	000100	4.0	Wtd. Avg. Base & Total Tons	1,100.00		0.5
	1,000.00	014100	4.3	Tinta Cao	500.00	021000	0.7
	1,000.00	019100	9.0		700.00	022900	1.1
	1,000.00	024500	19.6		1,000.00	000100	0.5
	1,000.00	026500	2.9		1,100.00	000100	7.2
	1,096.00	014100	112.4		1,100.00	000100	7.2
	1,100.00	000100	4.0		1,100.00	000100	0.5
	1,100.00	003100	3.5		1,100.00	000100	7.2
	1,100.00	024500	3.6		1,180.00	000100	0.9
	1,150.00	024500	5.9		1,200.00	000100	1.8
	1,158.15	024800	2.0		1,200.00	021000	1.5
	1,176.56	000100	3.1		1,200.00	026800	2.8
	1,180.00	000100	14.1		1,250.00	000100	1.2
	1,186.21	000100	7.4		1,400.00	000100	2.5
	1,200.00	000100	48.0		2,100.00	000100	1.7
	1,200.00	019300	3.1	Wtd. Avg. Base & Total Tons	1,209.68		21.9
	1,200.00	021000	3.0	Touriga Nacional *	1,100.00	000100	2.7
	1,200.00	024400	10.4		1,110.00	000100	2.0
	1,200.00	024500	42.8		1,200.00	020800	4.4
	1,200.00	025100	2.0		1,200.00	021000	1.9
	1,200.00	029050	9.1		1,250.00	000100	1.3
	1,200.00	029800	4.1		1,442.07	025100	3.0
	1,250.00	021200	12.0		2,100.00	000100	2.4
	1,300.00	000100	4.3	Wtd. Avg. Base & Total Tons	1,341.31		17.7
	1,300.00	003100	5.0	Trousseau *	1,200.00	021000	1.3
	1,300.00	027500	4.0		2,100.00	000100	0.8
	1,300.00	030350	2.0	Wtd. Avg. Base & Total Tons	1,542.86		2.1
	1,333.66	000100	21.3	Zinfandel *	170.00	000100	3.5
	1,337.89	019100	48.3		350.00	000100	366.2
	1,350.00	000100	52.3				
	1,400.00	000100	16.8				
	1,400.00	019100	7.6				
	1,400.00	022800	6.2				
	1,400.00	025100	3.3				
	1,400.00	026500	2.0				
	1,423.45	026800	2.0				
	1,439.11	000100	14.9				

TABLE 8: BASE PRICE PAID TO GROWERS FOR GRAPES CRUSHED AND DELIVERED TO CALIFORNIA PROCESSORS FROM THE 2006 CROP WITH BRIX FACTORS AND PURCHASED TONNAGE, BY TYPE, VARIETY, REPORTING DISTRICT WHERE GROWN, AND WEIGHTED AVERAGE BASE PRICE.

District, Type, and Variety	Base Price Per Ton	Brix Factors	Tons
	Dollars	Code a/	

District, Type, and Variety	Base Price Per Ton	Brix Factors	Tons
	Dollars	Code a/	

DISTRICT 10 (Cont'd.)

Zinfandel * (Cont'd.)	350.00	000900	304.3
	375.00	000100	15.1
	500.00	013800	23.2
	500.00	022900	4.3
	600.00	000100	191.0
	600.00	010700	44.7
	600.00	012900	1.3
	600.00	013800	3.8
	600.00	021800	5.4
	650.00	021200	1.7
	700.00	024500	95.7
	700.00	026800	1.1
	750.00	000100	82.9
	800.00	000100	99.7
	800.00	018900	5.5
	800.00	020800	53.7
	800.00	022900	26.7
	800.00	026800	1.7
	800.00	046000	69.8
	816.00	014100	45.2
	825.00	024500	7.3
	850.00	021000	6.0
	850.00	024400	134.4
	850.00	024500	11.1
	850.00	024800	2.0
	875.00	022900	43.3
	900.00	000100	23.4
	900.00	014100	9.5
	900.00	022800	26.6
	900.00	024400	52.7
	900.00	024500	68.3
	900.00	024800	29.2
	900.00	061300	2.5
	917.00	000100	4.8
	950.00	000100	1.2
	950.00	020900	23.5
	950.00	024500	15.3
	950.41	000100	7.5
	955.33	000100	106.9
	975.00	024400	6.1
	995.00	000100	20.4
	995.07	000100	0.9
	998.53	000100	12.0
	998.60	000100	15.2
	998.63	000100	25.1
	999.00	000100	102.9
	1,000.00	000100	269.6
	1,000.00	013800	1.2
	1,000.00	014100	3.7
	1,000.00	014500	5.2
	1,000.00	019100	5.4
	1,000.00	021000	0.7
	1,000.00	021500	15.0
	1,000.00	024400	2.1
	1,000.00	024500	38.7
	1,000.00	024800	17.4
	1,000.00	026500	3.8
	1,000.00	026800	16.5
	1,000.00	029050	4.0
	1,050.00	000100	16.8
	1,050.00	028800	23.3
	1,096.00	014100	330.2
	1,100.00	000100	145.1
	1,100.00	019200	47.0
	1,100.00	024500	12.6
	1,100.00	024600	46.5
	1,100.00	026500	169.0
	1,109.85	000100	307.7
	1,150.00	021000	5.0
	1,150.00	022800	22.1
	1,177.91	027800	0.8
	1,200.00	000100	696.2
	1,200.00	019100	24.8
	1,200.00	020800	5.7
	1,200.00	021000	19.8
	1,200.00	023700	165.3
	1,200.00	024400	68.7
	1,200.00	024500	24.3

	1,200.00	024600	3.2
	1,200.00	024800	2.0
	1,200.00	026700	4.7
	1,200.00	026900	2.1
	1,200.00	029050	3.0
	1,250.00	000100	39.5
	1,250.00	014100	68.2
	1,250.00	024500	50.8
	1,275.00	000100	10.2
	1,279.72	026800	21.0
	1,282.16	000100	53.1
	1,300.00	000100	2.5
	1,300.00	021200	6.0
	1,300.00	024500	5.1
	1,300.00	026500	18.8
	1,300.00	029125	10.7
	1,300.00	070750	14.6
	1,350.00	000100	62.0
	1,350.00	008800	3.3
	1,360.00	000100	0.5
	1,362.39	000100	35.3
	1,381.00	025400	53.2
	1,400.00	000100	178.4
	1,400.00	021000	4.2
	1,400.00	024500	36.5
	1,400.00	025100	2.2
	1,400.00	025400	64.5
	1,400.00	027800	4.0
	1,400.00	029050	2.1
	1,400.00	069800	3.0
	1,430.00	000100	7.3
	1,430.00	020800	5.0
	1,500.00	000100	15.4
	1,500.00	021000	6.8
	1,500.00	024500	17.6
	1,500.00	025100	4.0
	1,528.00	024500	33.2
	1,529.00	000100	25.2
	1,564.00	001900	41.7
	1,600.00	000100	85.5
	1,600.00	020900	46.7
	1,700.00	000100	9.8
	1,700.00	021500	3.1
	1,700.00	024800	3.0
	1,700.00	025100	2.0
	1,800.00	000100	22.5
	1,800.00	014500	48.0
	1,800.00	017000	10.0
	1,800.00	017200	6.5
	1,800.00	024400	51.5
	1,810.00	017200	3.7
	1,963.19	000100	1.6
	2,000.00	000100	30.2
	2,000.00	014100	42.2
	2,000.00	021000	245.5
	2,000.00	024300	1.6
	2,218.65	008800	2.8
	2,400.00	000100	2.2
	2,600.00	000100	7.4
Wtd. Avg. Base & Total Tons	1,074.94		6,265.5
Other Red b/	950.00	000100	0.8
	1,000.00	000100	1.7
	1,100.00	000100	7.3
	1,250.00	000100	4.0
	1,300.00	000100	1.7
	1,500.00	000100	4.4
Wtd. Avg. Base & Total Tons	1,221.11		19.9

DISTRICT 11

TABLE GRAPES

Flame Tokay	5.50	c/ 032200	106.7
	150.00	000100	41.2
	150.00	000300	1,385.9
	200.00	034120	96.1

TABLE 8: BASE PRICE PAID TO GROWERS FOR GRAPES CRUSHED AND DELIVERED TO CALIFORNIA PROCESSORS FROM THE 2006 CROP WITH BRIX FACTORS AND PURCHASED TONNAGE, BY TYPE, VARIETY, REPORTING DISTRICT WHERE GROWN, AND WEIGHTED AVERAGE BASE PRICE.

District, Type, and Variety	Base Price Per Ton	Brix Factors	Tons
	Dollars	Code a/	

District, Type, and Variety	Base Price Per Ton	Brix Factors	Tons
	Dollars	Code a/	

DISTRICT 11 (Cont'd.)			
Flame Tokay (Cont'd.)	325.00	013800	13.5
Wtd. Avg. Base & Total Tons	154.66	d/	1,643.4

	550.00	047200	1,633.9
	600.00	000100	402.0
	650.00	000100	1.1
	650.00	017200	919.1
	700.00	046000	110.3
	822.27	015900	392.1
	1,000.00	000100	9.8

WINE GRAPES (WHITE)			
Burger *	4.50	c/ 032200	94.3
	100.00	005750	183.0
	110.00	000100	406.7
	150.00	000100	677.6
	200.00	000100	2,362.8
	200.00	000300	484.6
Wtd. Avg. Base & Total Tons	178.42	d/	4,209.0

Wtd. Avg. Base & Total Tons	421.55		104,918.5
-----------------------------	--------	--	-----------

Chardonnay *	100.00	001700	21.8
	234.43	000100	165.7
	250.00	000100	2,702.5
	300.00	000100	800.0
	300.00	001900	1,806.1
	300.00	009100	300.0
	300.00	014100	76.1
	300.00	018700	4,131.7
	300.00	018800	1,124.5
	350.00	000100	2,935.9
	350.00	002200	563.2
	350.00	009100	171.8
	350.00	019000	5,452.9
	350.00	025100	134.1
	350.00	028000	54.8
	375.00	000100	360.1
	400.00	000100	2,616.4
	400.00	017200	97.5
	400.00	018800	6,486.8
	400.00	019100	5.7
	400.00	024800	56.2
	400.00	040300	833.2
	400.00	041700	1,763.0
	400.00	043900	10,873.0
	400.00	046000	8,032.2
	400.00	052500	230.1
	415.00	000100	161.7
	421.04	000100	1,583.8
	423.34	000100	2,605.1
	423.34	002200	835.3
	423.92	000100	549.9
	425.00	000100	154.1
	450.00	000100	1,153.0
	450.00	001900	2,911.2
	450.00	002200	947.4
	450.00	016900	2,104.1
	450.00	017000	2,182.7
	450.00	018700	9,512.2
	450.00	019100	14.1
	450.00	020600	620.5
	450.00	041700	865.7
	450.00	042800	73.1
	450.00	043900	2,037.2
	450.00	046000	4,634.7
	450.00	048000	342.6
	450.00	062900	1,418.1
	455.31	043900	127.2
	475.00	047800	61.4
	500.00	000100	4.5
	500.00	001800	266.1
	500.00	002200	590.7
	500.00	012300	555.7
	500.00	017000	3,256.2
	500.00	041700	366.6
	500.00	042200	129.8
	500.00	043900	567.0
	500.00	046000	1,006.7
	500.00	047200	941.3
	525.00	000100	299.3
	525.00	041700	741.8
	525.00	043900	5,167.7
	525.00	046000	866.4

Chenin Blanc	200.00	009300	68.8
	225.00	037900	442.7
	250.00	000100	1,787.3
	425.00	010900	334.3
	450.00	000100	1.0
	475.00	000100	68.5
	640.00	017200	1.5
Wtd. Avg. Base & Total Tons	272.26		2,704.1

Emerald Riesling	400.00	009100	12.6
Wtd. Avg. Base & Total Tons	400.00		12.6

French Colombard	4.50	c/ 032200	22.4
	150.00	021200	36.8
	175.00	000100	31.4
	225.00	000100	2,348.4
	225.00	001400	279.4
	225.00	040700	3,262.7
	250.00	009100	86.7
	280.00	009100	300.6
	350.00	041700	84.9
Wtd. Avg. Base & Total Tons	228.88	d/	6,453.3

Gewurztraminer	461.64	000100	71.1
Wtd. Avg. Base & Total Tons	461.64		71.1

Malvasia Bianca *	225.00	000100	242.6
	250.00	000100	196.7
	250.00	009550	1,267.7
	600.00	000100	15.6
	900.00	000100	0.5
Wtd. Avg. Base & Total Tons	249.84		1,723.1

Marsanne	800.00	000100	18.0
	1,000.00	000100	1.0
Wtd. Avg. Base & Total Tons	810.53		19.0

Muscat Blanc *	200.00	000100	64.5
	400.00	009100	24.7
	525.00	000100	7.6
	550.00	017200	12.2
	550.00	041700	160.6
	600.00	000100	28.7
	800.00	017200	9.8
Wtd. Avg. Base & Total Tons	476.70		308.1

Muscat Orange	400.00	009100	22.4
	550.00	000100	100.0
	550.00	017200	9.8
	550.00	041700	189.5
	685.00	000100	21.2
Wtd. Avg. Base & Total Tons	548.55		342.9

Palomino *	300.00	000100	3.9
Wtd. Avg. Base & Total Tons	300.00		3.9

Pinot Gris *	300.00	000100	108.0
	350.00	014000	2.0
	400.00	000100	6,942.4
	450.00	009100	139.3
	491.75	000100	126.6

TABLE 8: BASE PRICE PAID TO GROWERS FOR GRAPES CRUSHED AND DELIVERED TO CALIFORNIA PROCESSORS FROM THE 2006 CROP WITH BRIX FACTORS AND PURCHASED TONNAGE, BY TYPE, VARIETY, REPORTING DISTRICT WHERE GROWN, AND WEIGHTED AVERAGE BASE PRICE.

District, Type, and Variety	Base Price Per Ton	Brix Factors	Tons	District, Type, and Variety	Base Price Per Ton	Brix Factors	Tons
	Dollars	Code a/			Dollars	Code a/	
DISTRICT 11 (Cont'd.)							
Pinot Gris * (Cont'd.)	500.00	000100	764.6	Semillon	100.00	000100	51.5
	500.00	001700	2,190.3		125.00	000100	685.0
	500.00	011300	34.0		225.00	009100	167.1
	500.00	015700	139.9		350.00	013400	51.4
	500.00	017000	58.0		450.00	038700	1,433.2
	500.00	041700	506.3	Wtd. Avg. Base & Total Tons	331.34		2,388.2
	500.00	046450	175.0	Symphony	350.00	000100	463.0
	500.00	049000	352.1		350.00	001700	366.1
	550.00	001700	210.9		400.00	009100	81.8
	600.00	000100	1,379.2		400.00	015500	268.4
	600.00	013100	160.3		800.00	000100	10.8
	600.00	038700	1,441.6	Wtd. Avg. Base & Total Tons	368.80		1,190.1
	600.00	040300	2,354.0	Torrontes	1,100.00	000100	2.8
	600.00	043900	41.4	Wtd. Avg. Base & Total Tons	1,100.00		2.8
	600.00	046000	369.3	Verdelho	450.00	019100	17.6
	650.00	010900	44.9		900.00	000100	6.4
	700.00	000100	475.5		1,000.00	013600	36.7
	700.00	010900	51.6		1,100.00	000100	35.4
	763.00	000100	85.8		1,100.00	024500	2.4
	800.00	000100	49.0		1,300.00	000100	16.1
	800.00	020800	27.0	Wtd. Avg. Base & Total Tons	985.08		114.6
	850.00	000100	383.8	Viognier	300.00	000100	4.4
	850.00	041700	34.2		350.00	014000	0.8
	890.00	000100	43.8		400.00	000100	364.6
	900.00	000100	9.6		400.00	019100	6.0
	950.00	000100	95.4		500.00	000100	19.4
	1,000.00	000100	7.1		500.00	022700	87.4
	1,000.00	014000	15.0		500.00	069475	103.7
	1,000.00	019100	13.7		500.00	070400	556.5
Wtd. Avg. Base & Total Tons	513.09		18,831.6		550.00	000100	50.7
Roussanne	800.00	024500	14.3		550.00	002600	303.9
	1,000.00	000100	6.2		600.00	000100	101.0
Wtd. Avg. Base & Total Tons	860.49		20.5		600.00	002600	128.0
Sauvignon Blanc	150.00	000100	221.6		600.00	024300	84.0
	175.00	000100	75.0		600.00	031580	7.0
	200.00	009100	581.4		650.00	000100	571.0
	200.00	031450	20.0		650.00	002600	123.9
	250.00	000100	363.2		650.00	052500	468.1
	250.00	001400	253.9		700.00	000100	111.8
	250.00	015700	136.5		750.00	002600	516.8
	300.00	000100	87.9		800.00	000100	6.7
	300.00	013200	230.2		800.00	017200	33.4
	300.00	042410	773.2		800.00	024800	19.6
	350.00	000100	44.6		800.00	027600	165.6
	350.00	001000	375.5		1,000.00	000100	16.4
	350.00	013400	95.4		1,000.00	001900	5.4
	350.00	015700	126.1		1,000.00	017400	5.5
	350.00	016800	104.3		1,000.00	024500	4.6
	400.00	000100	920.7		1,100.00	024500	10.1
	400.00	015700	69.2		1,200.00	000100	85.5
	400.00	042400	409.4	Wtd. Avg. Base & Total Tons	622.96		3,961.8
	425.00	015700	178.2	White Riesling *	375.00	009100	25.3
	450.00	000100	5,128.1		600.00	017000	25.7
	450.00	015700	360.9	Wtd. Avg. Base & Total Tons	488.38		51.0
	450.00	015800	75.2	Other White b/	400.00	019100	6.4
	450.00	038700	2,335.6		500.00	000100	3.0
	450.00	040300	1,279.4	Wtd. Avg. Base & Total Tons	1,500.00	000100	1.8
	450.00	041700	1,137.4	Wtd. Avg. Base & Total Tons	603.57		11.2
	461.64	002200	14.1	WINE GRAPES (RED)			
	475.00	015700	207.1	Alicante Bouschet *	175.00	000100	241.0
	500.00	000100	953.2		300.00	002200	119.7
	500.00	015500	349.1		300.00	067500	221.2
	500.00	017200	24.6		425.00	000100	209.4
	500.00	038700	1,646.8		425.00	069260	405.7
	500.00	040300	1,247.6		450.00	000100	78.3
	500.00	041700	1,151.5				
	500.00	042400	476.7				
	550.00	014500	26.4				
	600.00	000100	2.6				
	642.48	000100	252.2				
	750.00	019100	24.4				
Wtd. Avg. Base & Total Tons	434.18		21,759.2				

TABLE 8: BASE PRICE PAID TO GROWERS FOR GRAPES CRUSHED AND DELIVERED TO CALIFORNIA PROCESSORS FROM THE 2006 CROP WITH BRIX FACTORS AND PURCHASED TONNAGE, BY TYPE, VARIETY, REPORTING DISTRICT WHERE GROWN, AND WEIGHTED AVERAGE BASE PRICE.

District, Type, and Variety	Base Price Per Ton	Brix Factors	Tons
	Dollars	Code a/	

District, Type, and Variety	Base Price Per Ton	Brix Factors	Tons
	Dollars	Code a/	

DISTRICT 11 (Cont'd.)

Alicante Bouschet * (Cont'd.)	825.00	000100	18.0
	1,500.00	000100	4.2
	1,500.00	014500	18.2
	1,500.00	019100	4.8
	1,500.00	020800	2.0
Wtd. Avg. Base & Total Tons	377.88		1,322.5
Alvarelhao	950.00	000100	1.0
	950.00	013100	2.1
	1,100.00	000100	4.1
	1,100.00	019100	11.6
Wtd. Avg. Base & Total Tons	1,075.27		18.8
Barbera	110.00	000100	59.8
	250.00	002200	169.8
	275.00	009100	75.7
	300.00	000100	15.9
	400.00	000100	16.9
	450.00	052500	477.0
	500.00	000100	41.9
	550.00	052500	505.5
	600.00	000100	5.7
	650.00	019100	35.5
	1,000.00	000100	2.7
Wtd. Avg. Base & Total Tons	443.83		1,406.4
Cabernet Franc	175.00	000100	852.3
	200.00	045600	122.2
	300.00	000100	3.1
	300.00	009100	102.7
	300.00	024300	2,512.2
	400.00	046000	570.4
	450.00	019100	74.0
	450.00	052500	252.8
	700.00	024800	10.1
	700.00	070660	19.7
	750.00	019100	14.8
	1,600.00	019400	2.0
Wtd. Avg. Base & Total Tons	301.87		4,536.3
Cabernet Sauvignon	1.00	c/ 029200	40.0
	4.50	c/ 032200	23.5
	100.00	000100	341.2
	100.00	013600	461.1
	110.00	000100	2,472.0
	125.00	022500	300.0
	125.00	022600	2,036.7
	150.00	000100	1,305.2
	150.00	022600	6,170.3
	175.00	019000	765.7
	200.00	000100	2,198.6
	200.00	001600	961.8
	200.00	009100	455.4
	200.00	022600	5,642.4
	200.00	022900	29.7
	225.00	002200	1,230.4
	250.00	000100	8,125.7
	250.00	002600	150.7
	250.00	009100	113.3
	250.00	045600	1,380.7
	275.00	000100	459.4
	275.00	009100	60.6
	275.00	061300	321.1
	285.00	020800	92.8
	300.00	000100	1,915.8
	300.00	002600	3,515.8
	300.00	017200	1.0
	300.00	020800	4,467.6
	300.00	024600	9,797.3
	350.00	000100	256.7
	350.00	010700	358.1
	350.00	017200	223.0
	350.00	020800	373.9

	350.00	024800	85.5
	350.00	026500	25.5
	350.00	039795	319.7
	350.00	052500	222.6
	350.00	056900	4,203.4
	356.32	000100	630.1
	358.76	000100	1,980.0
	375.00	017000	1,967.7
	400.00	000100	714.8
	400.00	002600	1,380.4
	400.00	024500	969.4
	400.00	026500	25.4
	400.00	044900	54.8
	400.00	046000	3,203.9
	400.00	052500	2,515.2
	400.00	056900	890.6
	425.00	017000	1,011.8
	445.40	019000	17.7
	450.00	000100	605.1
	450.00	002600	511.7
	450.00	013800	97.9
	450.00	017400	340.5
	450.00	018900	845.7
	450.00	019100	80.1
	450.00	020600	50.1
	450.00	047300	1,313.7
	450.00	052500	5,842.0
	450.00	054300	469.7
	457.00	000100	14.5
	475.00	000100	800.0
	480.00	047300	95.6
	500.00	002600	592.0
	500.00	017000	207.5
	500.00	021200	3.3
	500.00	042200	476.3
	500.00	046000	3,210.6
	500.00	047300	2,384.6
	525.00	046000	819.2
	525.00	052500	3,068.8
	550.00	000100	79.3
	550.00	046000	1,134.8
	550.00	052500	3,151.0
	600.00	000100	236.4
	600.00	017800	261.1
	650.00	000100	351.0
	692.49	000100	507.8
	700.00	000100	278.8
	700.00	015900	326.4
	700.00	021500	5.6
	703.00	020800	73.5
	750.00	014500	294.0
	960.00	020800	1.2
	1,175.00	000100	193.2
	1,200.00	000100	1.0
	1,200.00	002300	69.3
	1,208.00	020100	142.1
	1,208.00	020700	309.8
	1,500.00	024800	2.0
Wtd. Avg. Base & Total Tons	342.36	d/	105,513.2
Carignane	110.00	000100	101.3
	200.00	009100	155.7
	300.00	020800	30.4
	350.00	000100	84.3
	350.00	016800	42.7
	350.00	046000	302.6
	350.00	054470	394.2
	350.00	056900	110.7
	400.00	002600	68.6
	416.06	000100	40.7
	450.00	000100	61.5
	500.00	000100	267.4
	500.00	017000	324.8
	500.00	017800	59.9
	500.00	020800	8.0
	500.00	021500	6.0
	600.00	002200	34.2
	650.00	000100	8.3

TABLE 8: BASE PRICE PAID TO GROWERS FOR GRAPES CRUSHED AND DELIVERED TO CALIFORNIA PROCESSORS FROM THE 2006 CROP WITH BRIX FACTORS AND PURCHASED TONNAGE, BY TYPE, VARIETY, REPORTING DISTRICT WHERE GROWN, AND WEIGHTED AVERAGE BASE PRICE.

District, Type, and Variety	Base Price Per Ton	Brix Factors	Tons	District, Type, and Variety	Base Price Per Ton	Brix Factors	Tons
	Dollars	Code a/			Dollars	Code a/	
DISTRICT 11 (Cont'd.)							
Carignane (Cont'd.)	750.00	000100	121.3	Merlot	110.00	000100	3,421.1
					125.00	025300	48.0
					150.00	000100	408.2
Wtd. Avg. Base & Total Tons	405.14		2,222.6		175.00	019000	2,689.6
					200.00	000100	67.1
Charbono	656.50	000100	7.2		200.00	017200	1.0
					225.00	017000	1,015.3
Wtd. Avg. Base & Total Tons	656.50		7.2		250.00	002600	917.9
					250.00	009100	21.1
Cinsaut *	550.00	017800	26.4		250.00	024500	235.2
	550.00	052500	154.4		275.00	009100	35.0
	600.00	019100	5.5		300.00	000100	170.6
	800.00	020600	28.9		300.00	024300	5,235.2
	1,100.00	000100	3.3		350.00	000100	777.3
					350.00	002600	132.5
Wtd. Avg. Base & Total Tons	592.63		218.5		350.00	017000	683.2
					350.00	019000	3,095.2
Dolcetto	400.00	000100	14.1		350.00	046000	653.4
	1,250.00	019100	16.1		350.00	054300	1,347.5
					375.00	000100	17.6
Wtd. Avg. Base & Total Tons	853.15		30.2		397.05	000100	21.1
					400.00	000100	4,279.8
Early Burgundy	650.00	019100	10.9		400.00	002600	179.6
					400.00	020600	1,031.8
Wtd. Avg. Base & Total Tons	650.00		10.9		400.00	024300	265.2
					400.00	046000	561.2
Gamay (Napa) *	650.00	019100	3.8		400.00	047500	897.4
					400.00	052500	603.7
Wtd. Avg. Base & Total Tons	650.00		3.8		400.00	056900	757.2
					404.00	056900	103.9
Graciano	1,000.00	000100	0.8		423.26	056900	438.5
					430.00	000100	4,389.4
Wtd. Avg. Base & Total Tons	1,000.00		0.8		450.00	000100	800.5
					450.00	002600	438.1
Grenache *	300.00	009500	1.0		450.00	010700	89.9
	350.00	000100	59.8		450.00	024300	1,699.3
	500.00	017800	4.0		450.00	045600	1,261.9
	550.00	052500	123.4		450.00	046000	1,695.3
	600.00	000100	4.5		450.00	047300	149.8
	700.00	017400	3.6		450.00	049000	438.3
	750.00	000100	4.3		450.00	052500	6,963.9
	950.00	000100	3.9		450.00	056900	1,788.9
	1,000.00	021200	1.0		467.16	000100	444.0
	1,100.00	000100	6.8		469.73	000100	947.3
	1,200.00	000100	52.2		469.73	002600	1,939.0
	1,200.00	019100	5.4		469.73	017000	230.8
					469.73	049000	277.4
Wtd. Avg. Base & Total Tons	670.06		269.9		475.00	000100	1,059.5
					475.00	024300	47.3
Malbec	110.00	000100	204.9		482.63	017000	759.2
	150.00	000100	70.6		500.00	000100	3,990.3
	175.00	019000	944.4		500.00	002600	1,482.8
	200.00	009100	92.7		500.00	017000	261.2
	300.00	014100	1.8		500.00	017200	98.2
	427.47	002600	565.5		500.00	019100	21.2
	500.00	046000	75.8		500.00	020800	623.8
	500.00	052500	398.7		500.00	046000	652.4
	525.00	046000	261.4		500.00	052500	625.6
	550.00	052500	290.8		500.00	066700	2,852.4
	600.00	027500	39.7		525.00	000100	246.3
	600.01	052500	184.3		525.00	052500	1,121.1
	650.00	000100	4.0		550.00	000100	162.2
	700.00	017800	18.1		550.00	017000	2,007.0
	750.00	019100	25.3		550.00	018900	1,453.8
	800.00	017200	10.2		550.00	046000	658.6
	1,100.00	000100	15.4		550.00	052500	5,869.5
	1,100.00	017400	1.7		580.00	066110	553.8
	1,100.00	021500	3.6		600.00	000100	747.2
	1,500.00	000100	3.5		600.00	066110	538.0
					644.26	000100	1,141.2
Wtd. Avg. Base & Total Tons	373.07		3,212.4		650.00	000100	237.6
					700.00	000100	253.6
Mataro *	550.00	056900	120.6		700.00	017000	1,288.4
	600.00	019100	3.6		900.00	019400	21.7
	800.00	017800	12.9	Wtd. Avg. Base & Total Tons	427.70		82,439.1
	950.00	000100	5.0				
	1,100.00	000100	3.0				
Wtd. Avg. Base & Total Tons	598.62		145.1				

TABLE 8: BASE PRICE PAID TO GROWERS FOR GRAPES CRUSHED AND DELIVERED TO CALIFORNIA PROCESSORS FROM THE 2006 CROP WITH BRIX FACTORS AND PURCHASED TONNAGE, BY TYPE, VARIETY, REPORTING DISTRICT WHERE GROWN, AND WEIGHTED AVERAGE BASE PRICE.

District, Type, and Variety	Base Price Per Ton	Brix Factors	Tons	District, Type, and Variety	Base Price Per Ton	Brix Factors	Tons
	Dollars	Code a/			Dollars	Code a/	
DISTRICT 11 (Cont'd.)							
Montepulciano	300.00	014100	2.8	Pinot Noir	450.00	013800	144.3
					500.00	019000	661.6
					600.00	000100	315.8
Wtd. Avg. Base & Total Tons	300.00		2.8		750.00	000100	185.4
					800.00	000100	286.3
Muscat Hamburg *	700.00	000100	42.1		800.00	005810	2.1
	1,200.00	000100	11.7		900.00	026500	1.9
					1,000.00	000100	63.0
Wtd. Avg. Base & Total Tons	808.74		53.8		1,300.00	000100	111.3
					1,850.00	000100	117.1
Petit Verdot	110.00	000100	183.5		2,500.00	000100	68.9
	150.00	000100	11.8	Wtd. Avg. Base & Total Tons	793.42		1,957.7
	175.00	000100	589.9	Pinotage	1,000.00	000100	1.8
	200.00	009100	142.2				
	300.00	000100	0.8	Wtd. Avg. Base & Total Tons	1,000.00		1.8
	450.00	021000	140.6	Refosco *	175.00	019000	569.9
	450.00	021200	22.0				
	500.00	070410	234.6	Wtd. Avg. Base & Total Tons	175.00		569.9
	550.00	052500	265.0	Rubired *	175.00	013300	426.0
	600.00	000100	123.0		175.00	046000	57.4
	600.00	070750	315.1		259.00	000100	324.3
	800.00	017400	2.9	Wtd. Avg. Base & Total Tons	208.73		807.7
	1,100.00	019100	14.0	Ruby Cabernet	350.00	052500	404.9
	1,200.00	000100	0.5				
	1,600.00	019400	3.6	Wtd. Avg. Base & Total Tons	350.00		404.9
Wtd. Avg. Base & Total Tons	379.13		2,049.5	Sangiovese *	300.00	000100	4.2
Petite Sirah	150.00	000100	41.2		300.00	019000	798.0
	300.00	000100	972.4		350.00	014000	6.1
	350.00	002600	53.6		350.00	022600	786.4
	350.00	014000	1.2		375.00	000100	19.3
	400.00	000100	1,146.3		400.00	000100	7.2
	400.00	019200	112.2		400.00	009100	22.0
	450.00	024500	852.1		425.00	000100	73.8
	500.00	000100	88.5		450.00	018900	230.1
	500.00	017200	40.3		450.00	052500	832.6
	500.00	019400	3.2		500.00	000100	12.0
	525.00	002600	139.7		600.00	000100	1.9
	540.00	002600	115.9		600.00	019100	65.6
	543.00	002600	1,332.5		700.00	000100	2.3
	543.35	052500	378.6		750.00	021200	7.0
	550.00	000100	102.7		989.00	000100	2.7
	550.00	002600	1,223.3	Wtd. Avg. Base & Total Tons	384.01		2,871.2
	550.00	009100	52.5	Souzao	300.00	014100	1.2
	550.00	020800	27.4		400.00	000100	21.7
	571.51	017200	476.7		450.00	027500	71.9
	571.51	017500	149.5		800.00	000100	14.7
	575.00	002200	587.3		1,100.00	000100	1.1
	600.00	000100	244.6		1,100.00	019100	3.9
	600.00	017400	24.3	Wtd. Avg. Base & Total Tons	512.27		114.5
	600.00	046000	874.4	Syrah *	110.00	000100	1,241.4
	600.00	056900	232.2		150.00	000100	106.3
	650.00	000100	52.5		200.00	000100	122.8
	650.00	024500	1,542.8		200.00	020700	82.0
	650.00	070750	1,363.3		200.00	026700	460.2
	652.19	000100	23.6		250.00	000100	202.8
	700.00	000100	103.2		250.00	002600	1,739.5
	750.00	000100	25.4		250.00	020800	19.4
	800.00	000100	210.5		275.00	009100	58.9
	808.00	000100	43.8		300.00	000100	8.0
	860.00	021000	1.3		300.00	017200	1.0
	870.30	017000	14.9		350.00	002600	1,340.0
	900.00	000100	648.7		375.00	026700	49.8
	900.00	029050	7.8		400.00	000100	1,017.2
	950.00	000100	120.6		400.00	002600	50.2
	950.00	017400	2.9		415.00	000100	235.2
	950.00	019400	4.4		440.00	026700	191.2
	950.00	061300	11.1		450.00	000100	755.5
	1,000.00	000100	4.0		450.00	026700	1,349.2
	1,000.00	002300	23.5		450.00	029900	21.4
	1,100.00	027500	2.2				
	1,150.00	002600	2.7				
	1,200.00	000100	2.7				
	1,200.00	024600	6.3				
	1,254.00	000100	44.2				
Wtd. Avg. Base & Total Tons	568.82		13,535.0				

TABLE 8: BASE PRICE PAID TO GROWERS FOR GRAPES CRUSHED AND DELIVERED TO CALIFORNIA PROCESSORS FROM THE 2006 CROP WITH BRIX FACTORS AND PURCHASED TONNAGE, BY TYPE, VARIETY, REPORTING DISTRICT WHERE GROWN, AND WEIGHTED AVERAGE BASE PRICE.

District, Type, and Variety	Base Price Per Ton	Brix Factors	Tons	District, Type, and Variety	Base Price Per Ton	Brix Factors	Tons
	Dollars	Code a/			Dollars	Code a/	
DISTRICT 11 (Cont'd.)					1,100.00	000100	3.0
					1,100.00	019100	10.7
Syrah * (Cont'd.)	450.00	046000	258.3	Wtd. Avg. Base & Total Tons	1,055.93		19.4
	450.00	052500	758.2	Touriga Nacional *	4.50	c/ 032200	47.1
	450.00	056900	593.0		300.00	000100	0.2
	450.00	070400	65.2		300.00	014100	2.4
	452.09	000100	103.9		500.00	070410	80.2
	454.50	056900	103.8		550.00	052500	145.7
	454.61	002600	1,483.8		700.00	017800	9.6
	454.61	018900	150.4		950.00	000100	3.0
	500.00	000100	762.4		950.00	024500	4.2
	500.00	002600	423.2		1,100.00	000100	6.3
	500.00	017200	27.1		1,100.00	019100	32.3
	500.00	020800	174.3		1,200.00	000100	1.1
	500.00	056900	225.7	Wtd. Avg. Base & Total Tons	625.81	d/	332.1
	500.00	070750	388.4	Trousseau *	300.00	014100	1.3
	525.00	000100	205.4	Wtd. Avg. Base & Total Tons	300.00		1.3
	525.00	002600	444.3	Zinfandel *	4.50	c/ 032200	243.0
	525.00	052500	142.9		5.50	c/ 032200	21.6
	528.00	000100	10.4		40.00	000100	26.5
	550.00	000100	62.0		100.00	017400	3.0
	600.00	000100	4.6		150.00	000100	14.4
	600.00	013800	40.8		175.00	000100	256.8
	600.00	019100	53.1		195.00	000100	105.9
	700.00	000100	9.9		225.00	006250	453.7
	700.00	019000	198.9		250.00	000100	223.8
	800.00	000100	1.1		250.00	000600	204.5
	855.16	020800	444.3		250.00	009050	201.9
	1,100.00	024500	33.3		275.00	009050	306.9
	1,200.00	019100	17.3		300.00	000100	1,828.7
	1,208.00	020100	93.1		300.00	000600	1,116.2
	1,956.60	000100	33.5		300.00	000900	1,371.8
Wtd. Avg. Base & Total Tons	410.42		16,364.6		300.00	008400	2,126.1
					300.00	009100	26.9
Tannat	300.00	000100	1.6		300.00	028400	2.8
	500.00	020800	10.9		300.00	035250	3,668.4
	550.00	052500	49.7		300.00	035400	2,517.2
	550.00	056900	121.9		300.00	038120	72.4
	600.00	000100	11.9		300.00	038130	2,127.9
	950.00	024500	2.0		325.00	000800	745.1
	1,050.00	021200	3.2		330.00	000100	11.9
	1,100.00	000100	2.0		348.81	000100	350.5
	1,100.00	017400	1.5		350.00	000100	24,057.4
	1,100.00	019100	34.4		350.00	000900	13,704.2
Wtd. Avg. Base & Total Tons	645.75		239.1		350.00	006250	848.3
					350.00	007600	1,459.1
Tempranillo *	300.00	000100	10.0		350.00	007650	14,838.7
	350.00	014000	2.1		350.00	008400	315.2
	450.00	024300	131.8		350.00	009050	97.0
	550.00	052500	73.9		350.00	009100	75.4
	550.00	056900	130.2		350.00	024500	53.5
	800.00	000100	4.2		350.00	032600	1,350.4
	800.00	017200	8.0		350.00	032800	76.1
	900.00	000100	9.6		350.00	033000	295.2
	950.00	000100	2.1		350.00	033260	62.6
	950.00	013100	2.2		350.00	033600	1,544.3
	950.00	019100	26.3		350.00	033800	4,430.3
	950.00	024500	5.2		350.00	035250	379.9
	1,000.00	000100	7.4		353.50	033800	301.1
	1,100.00	017400	3.4		367.00	007600	1,200.1
	1,400.00	019100	11.4		374.43	000100	117.3
Wtd. Avg. Base & Total Tons	595.63		427.8		375.00	009050	268.7
					400.00	000100	1,532.8
Teroldego	500.00	070410	90.4		400.00	007600	481.8
Wtd. Avg. Base & Total Tons	500.00		90.4		400.00	007650	336.0
					425.00	007200	1,501.2
Tinta Cao	300.00	000100	0.4		450.00	000100	405.1
	300.00	014100	0.4		450.00	018900	263.9
	950.00	013100	1.9		450.00	026700	28.8
	1,100.00	000100	1.9		495.00	000100	14.8
	1,100.00	019100	10.0		500.00	000100	3.0
Wtd. Avg. Base & Total Tons	1,036.64		14.6		500.00	002600	376.5
					500.00	006100	2,842.2
Touriga Francesca	950.00	000100	5.1		500.00	022800	24.6
	950.00	024500	0.6				

TABLE 8: BASE PRICE PAID TO GROWERS FOR GRAPES CRUSHED AND DELIVERED TO CALIFORNIA PROCESSORS FROM THE 2006 CROP WITH BRIX FACTORS AND PURCHASED TONNAGE, BY TYPE, VARIETY, REPORTING DISTRICT WHERE GROWN, AND WEIGHTED AVERAGE BASE PRICE.

District, Type, and Variety	Base Price Per Ton	Brix Factors	Tons
	Dollars	Code a/	

DISTRICT 11 (Cont'd.)

Zinfandel * (Cont'd.)	500.00	026700	48.0
	550.00	025100	5.0
	550.00	026700	108.7
	575.00	026700	22.6
	600.00	000100	2,120.1
	600.00	002600	1,075.9
	600.00	009500	5.1
	600.00	013800	30.7
	600.00	026700	95.0
	600.00	052500	174.2
	600.00	070750	2,466.9
	650.00	000100	754.1
	650.00	002200	2,654.8
	650.00	020800	4,656.4
	650.00	020900	472.1
	650.00	021500	6.0
	650.00	022600	102.5
	650.00	022800	33.2
	650.00	024500	11.9
	650.00	024800	4.3
	650.00	026700	351.6
	650.00	046000	519.1
	650.00	052500	2,993.5
	650.00	056900	554.6
	700.00	000100	339.0
	700.00	002200	27.2
	700.00	002600	1,723.4
	700.00	022800	21.0
	707.00	000100	32.6
	718.14	000100	123.7
	732.25	000100	40.6
	743.50	000100	653.6
	750.00	000100	501.8
	750.00	014500	98.8
	750.00	019100	93.6
	750.00	022800	17.5
	755.30	000100	42.2
	775.00	000100	6.2
	800.00	000100	1,435.9
	800.00	002000	25.7
	800.00	002300	44.9
	800.00	002600	5,664.5
	800.00	019100	81.9
	800.00	021000	36.3
	800.00	022600	184.3
	800.00	022800	49.4
	800.00	022900	2,217.8
	800.00	025100	35.8
	800.00	026900	30.7
	825.00	000100	49.7
	850.00	000100	283.4
	850.00	026500	26.7
	854.38	024600	356.2
	861.00	000100	1,464.8
	900.00	000100	730.3
	900.00	002600	93.9
	900.00	024600	8.2
	909.00	000100	56.2
	947.80	000100	100.5
	950.00	000100	65.7
	950.00	002200	38.5
	1,000.00	000100	271.1
	1,000.00	002200	28.0
	1,000.00	014500	20.7
	1,000.00	019100	10.5
	1,000.00	021500	4.5
	1,000.00	024500	36.2
	1,010.00	000100	16.2
	1,100.00	000100	91.0
	1,100.00	004450	21.5
	1,175.00	000100	86.2
	1,200.00	000100	37.0
	1,200.00	014500	41.8
	1,200.00	019100	116.6
	1,200.00	020800	2.3
	1,245.00	000100	3.9
	1,275.00	000100	6.8
	1,400.00	019100	22.7

District, Type, and Variety	Base Price Per Ton	Brix Factors	Tons
	Dollars	Code a/	

	1,500.00	000100	3.1
	1,800.00	000100	26.1
Wtd. Avg. Base & Total Tons	455.17	d/	128,228.4
Other Red b/	150.00	000100	15.0
	800.00	017400	1.7
	1,000.00	000100	8.2
	1,100.00	021500	1.2
Wtd. Avg. Base & Total Tons	503.07		26.1

DISTRICT 12

RAISIN GRAPES

Thompson Seedless	125.00	001400	42.0
	150.00	007050	233.5
	150.00	038700	241.8
Wtd. Avg. Base & Total Tons	147.97		517.3

WINE GRAPES (WHITE)

Burger *	4.50	c/ 032200	50.6
	125.00	000300	81.5
	175.00	000300	746.3
	175.00	005000	944.8
	190.00	032900	1,940.9
	200.00	033100	1,067.5
	200.00	033200	344.4
Wtd. Avg. Base & Total Tons	186.77	d/	5,176.0
Chardonnay *	200.00	012900	734.0
	250.00	000100	561.9
	250.00	008900	682.0
	250.00	018700	13,502.9
	250.00	018800	31.6
	265.00	046000	317.1
	300.00	000100	2,680.0
	300.00	002200	99.2
	300.00	009100	33.6
	300.00	015300	663.1
	300.00	018700	134.9
	300.00	019000	2,351.0
	300.00	048300	88.9
	300.00	054300	777.5
	312.77	000100	556.4
	325.00	020600	2,001.8
	325.00	048400	203.0
	350.00	000100	1,166.2
	350.00	015300	669.3
	350.00	047500	1,213.0
	353.50	000100	131.6
	375.00	000100	15.6
	377.00	001900	875.7
	400.00	000100	811.4
	400.00	001900	181.2
	400.00	043900	951.5
	450.00	000100	152.4
	450.00	043900	659.5
	450.00	046000	1,060.5
	500.00	017800	57.4
	500.00	021000	10.0
	500.00	047200	1,195.7
	960.00	024800	3.8
Wtd. Avg. Base & Total Tons	305.71		34,573.7
Chenin Blanc	250.00	001000	485.4
	250.00	009100	157.3
	250.00	038110	1,596.3
	257.47	000100	45.4
	300.00	039300	404.2
	450.00	000100	147.7
Wtd. Avg. Base & Total Tons	267.66		2,836.3

TABLE 8: BASE PRICE PAID TO GROWERS FOR GRAPES CRUSHED AND DELIVERED TO CALIFORNIA PROCESSORS FROM THE 2006 CROP WITH BRIX FACTORS AND PURCHASED TONNAGE, BY TYPE, VARIETY, REPORTING DISTRICT WHERE GROWN, AND WEIGHTED AVERAGE BASE PRICE.

District, Type, and Variety	Base Price Per Ton	Brix Factors	Tons
	Dollars	Code a/	

District, Type, and Variety	Base Price Per Ton	Brix Factors	Tons
	Dollars	Code a/	

DISTRICT 12 (Cont'd.)

French Colombard	125.00	000100	165.0
	175.00	001400	2,552.6
	175.00	009650	1,964.7
	200.00	040470	4,286.5
	225.00	001400	6,719.2
	225.00	038700	105.4
Wtd. Avg. Base & Total Tons	202.87		15,793.4
Gewurztraminer	450.00	000100	387.2
Wtd. Avg. Base & Total Tons	450.00		387.2
Malvasia Bianca *	225.00	000100	289.9
	250.00	000100	453.7
	250.00	001000	74.6
	250.00	009550	1,061.8
	275.00	004270	275.0
	275.00	006400	421.1
	350.00	024500	9.4
	350.00	056900	155.9
Wtd. Avg. Base & Total Tons	259.73		2,741.4
Muscat Blanc *	550.00	041700	45.0
Wtd. Avg. Base & Total Tons	550.00		45.0
Muscat Orange	550.00	000100	254.7
	550.00	041700	145.8
Wtd. Avg. Base & Total Tons	550.00		400.5
Pinot Gris *	250.00	000100	125.4
	300.00	000100	100.2
	350.00	000100	3,293.6
	350.00	013100	3,808.6
	376.57	000100	9.3
	400.00	000100	4,410.5
	400.00	013100	91.3
	450.00	000100	199.5
	500.00	000100	193.9
	600.00	038700	281.1
	600.00	040300	343.2
	900.00	000100	5.7
	1,000.00	013600	2.0
Wtd. Avg. Base & Total Tons	382.44		12,864.3
Sauvignon Blanc	5.50	c/ 032200	23.8
	125.00	001400	96.2
	150.00	001400	50.9
	200.00	000100	485.6
	300.00	010600	261.1
	300.00	012175	227.8
	300.00	013000	1,287.0
	300.00	041800	3,866.2
	320.34	000100	214.3
	450.00	038700	177.0
	450.00	040300	50.0
	450.00	041700	141.2
	650.00	046000	6.8
Wtd. Avg. Base & Total Tons	298.39	d/	6,887.9
Semillon	300.00	038700	632.0
Wtd. Avg. Base & Total Tons	300.00		632.0
Symphony	400.00	015200	195.8
Wtd. Avg. Base & Total Tons	400.00		195.8
Viognier	350.00	015300	981.2
	430.00	000100	141.5
	450.00	000100	175.7
	650.00	000100	219.1
	900.00	000100	7.0

Wtd. Avg. Base & Total Tons	414.59		1,524.5
White Riesling *	400.00	010700	723.1
Wtd. Avg. Base & Total Tons	400.00		723.1

WINE GRAPES (RED)

Aglianico	1,439.41	024500	47.0
Wtd. Avg. Base & Total Tons	1,439.41		47.0
Barbera	175.00	020600	385.1
	275.00	009100	48.8
	450.00	052500	1,018.8
Wtd. Avg. Base & Total Tons	371.22		1,452.7
Cabernet Franc	850.00	021000	1.8
Wtd. Avg. Base & Total Tons	850.00		1.8
Cabernet Sauvignon	4.50	c/ 032200	562.9
	110.00	000100	5,589.1
	110.00	002300	53.9
	125.00	000100	513.2
	125.00	022600	1,458.7
	150.00	000100	313.4
	150.00	002300	32.7
	150.00	020800	120.4
	150.00	022600	883.6
	150.00	022900	615.9
	158.00	015200	237.2
	158.00	022600	1,076.6
	200.00	000100	221.3
	200.00	002600	394.6
	200.00	022600	1,217.8
	240.00	000100	157.8
	250.00	000100	1,596.5
	250.00	022700	1,178.3
	250.00	022900	289.4
	275.00	002300	721.7
	280.57	000100	310.9
	325.00	009100	191.9
	350.00	000100	650.1
	350.00	002300	715.8
	350.00	047500	899.6
	350.00	054200	4,815.9
	350.00	056900	429.2
	356.32	000100	92.9
	400.00	024400	610.2
	429.48	000100	1,238.5
	450.00	000100	124.8
	500.00	000100	134.6
Wtd. Avg. Base & Total Tons	239.89	d/	27,449.4
Carignane	150.00	016800	34.4
	200.00	009100	87.8
	250.00	054470	750.7
Wtd. Avg. Base & Total Tons	241.03		872.9
Counoise	1,129.31	022700	6.0
Wtd. Avg. Base & Total Tons	1,129.31		6.0
Dornfelder	300.00	000100	463.8
Wtd. Avg. Base & Total Tons	300.00		463.8
Freisa	1,040.15	022700	6.6
Wtd. Avg. Base & Total Tons	1,040.15		6.6
Grenache *	175.00	002200	25.9
	225.00	002200	0.5
	225.00	009050	3,765.4
	325.00	024500	2,079.8

TABLE 8: BASE PRICE PAID TO GROWERS FOR GRAPES CRUSHED AND DELIVERED TO CALIFORNIA PROCESSORS FROM THE 2006 CROP WITH BRIX FACTORS AND PURCHASED TONNAGE, BY TYPE, VARIETY, REPORTING DISTRICT WHERE GROWN, AND WEIGHTED AVERAGE BASE PRICE.

District, Type, and Variety	Base Price Per Ton	Brix Factors	Tons
	Dollars	Code a/	

District, Type, and Variety	Base Price Per Ton	Brix Factors	Tons
	Dollars	Code a/	

DISTRICT 12 (Cont'd.)

Grenache * (Cont'd.)	1,670.76	024500	27.1
Wtd. Avg. Base & Total Tons	266.68		5,898.7
Malbec	500.00 758.00	000100 024800	73.0 3.9
Wtd. Avg. Base & Total Tons	513.08		76.9
Mataro *	500.00 789.60	046000 024500	130.5 65.2
Wtd. Avg. Base & Total Tons	596.48		195.7
Merlot	4.50 c/ 75.00 110.00 125.00 150.00 150.00 150.00 200.00 250.00 250.00 250.00 300.00 350.00 350.00 350.00 353.50 400.00 400.00 450.00 450.00 450.00 484.87 487.50 500.00	c/ 032200 022600 002600 019000 000100 019000 020800 024400 000100 015200 020600 022800 020600 000100 016900 046000 047500 000100 024400 047500 000100 052500 056900 019000 000100 000100	287.5 24.0 228.8 1,460.9 673.2 155.3 5.5 510.0 8,275.9 4,356.0 206.4 59.4 567.1 2,905.5 495.4 211.1 132.4 1,573.3 157.3 2,497.7 267.6 407.1 94.5 665.5 1,346.3 116.4 425.1
Wtd. Avg. Base & Total Tons	276.39 d/		28,105.2
Mission	225.00	002200	1.2
Wtd. Avg. Base & Total Tons	225.00		1.2
Montepulciano	1,064.34	022700	8.6
Wtd. Avg. Base & Total Tons	1,064.34		8.6
Muscat Hamburg *	700.00	000100	97.7
Wtd. Avg. Base & Total Tons	700.00		97.7
Negroamaro	2,170.61	022700	3.1
Wtd. Avg. Base & Total Tons	2,170.61		3.1
Nero D'Avola *	800.00 850.00	022700 000100	45.9 11.6
Wtd. Avg. Base & Total Tons	810.09		57.5
Petit Verdot	175.00 500.00 1,134.00 1,200.00	000100 000100 020800 021000	541.8 122.0 17.5 1.0
Wtd. Avg. Base & Total Tons	259.21		682.3
Petite Sirah	175.00 400.00 535.00 600.00 900.00	000100 000100 019100 000100 000100	816.4 529.3 0.7 235.9 2.9

Wtd. Avg. Base & Total Tons	314.86		1,585.2
Pinot Noir	400.00 800.00 1,000.00 1,200.00	019000 000100 000100 000100	1,112.7 524.3 42.4 25.9
Wtd. Avg. Base & Total Tons	550.05		1,705.3
Rubired *	175.00 200.00 200.00 225.00 226.13	013300 020600 022900 020600 000100	1,333.1 3,214.0 336.0 68.6 8.0
Wtd. Avg. Base & Total Tons	193.67		4,959.7
Ruby Cabernet	150.00 175.00 225.00 250.00 250.00 350.00 350.00 450.00 800.00	002300 000100 016800 000100 022900 002300 056900 061300 066110	224.2 673.3 872.2 207.9 716.5 525.3 107.5 4.1 64.7
Wtd. Avg. Base & Total Tons	251.46		3,395.7
Sagrantino	2,266.07	024500	12.3
Wtd. Avg. Base & Total Tons	2,266.07		12.3
Sangiovese *	1,000.00	013600	2.0
Wtd. Avg. Base & Total Tons	1,000.00		2.0
Syrah *	110.00 150.00 175.00 230.00 250.00 250.00 275.00 300.00 300.00 350.00 350.00 364.67 400.00 425.00 600.00 700.00 800.00 800.00 850.00	002300 026700 000100 000100 000100 022700 000100 000100 002600 000100 054200 017000 026700 000100 000100 000100 020800 066110 021000	329.0 244.3 642.9 394.8 1,306.6 435.4 98.6 809.0 85.4 456.4 150.5 253.4 125.7 203.1 22.0 21.8 0.9 129.3 110.4 1.9
Wtd. Avg. Base & Total Tons	287.05		5,821.4
Tannat	175.00 700.00 1,888.89	000100 022700 024500	729.3 74.3 33.8
Wtd. Avg. Base & Total Tons	290.76		837.4
Touriga Nacional *	2,076.25	020800	28.1
Wtd. Avg. Base & Total Tons	2,076.25		28.1
Zinfandel *	5.50 c/ 150.00 225.00 225.00 225.00 250.00 250.00 275.00 300.00	c/ 032500 000600 000800 006250 006300 000100 007600 035250 000600 000100	94.4 75.7 499.7 1,220.9 118.9 1,456.5 9.8 792.3 724.9 5,510.0

TABLE 8: BASE PRICE PAID TO GROWERS FOR GRAPES CRUSHED AND DELIVERED TO CALIFORNIA PROCESSORS FROM THE 2006 CROP WITH BRIX FACTORS AND PURCHASED TONNAGE, BY TYPE, VARIETY, REPORTING DISTRICT WHERE GROWN, AND WEIGHTED AVERAGE BASE PRICE.

District, Type, and Variety	Base Price Per Ton	Brix Factors	Tons
	Dollars	Code a/	

District, Type, and Variety	Base Price Per Ton	Brix Factors	Tons
	Dollars	Code a/	

DISTRICT 12 (Cont'd.)

Zinfandel * (Cont'd.)	300.00	000800	715.6
	300.00	006250	654.5
	300.00	007600	498.9
	300.00	035400	519.5
	325.00	000800	1,271.2
	325.00	035250	1,803.5
	334.97	000100	239.2
	350.00	000100	2,002.0
	350.00	000800	893.3
	350.00	006400	238.6
	350.00	007800	2,998.4
	350.00	033600	1,504.5
	350.00	033800	298.3
	350.00	035000	553.8
	350.00	035100	73.1
	350.00	035250	28.2
	362.00	000600	886.3
	369.97	000100	71.9
	375.00	007600	3,491.1
	378.50	000600	521.6
	396.50	000600	481.4
	550.00	000100	93.5
	700.00	000100	347.6
	850.00	019100	24.3
	900.00	066110	126.0
	1,100.00	013600	10.6
Wtd. Avg. Base & Total Tons	329.38 d/		30,850.0
Other Red b/	203.39	000100	11.6
	1,326.93	017000	5.1
	1,530.82	022700	4.5
	1,598.97	022700	4.3
Wtd. Avg. Base & Total Tons	897.68		25.5

DISTRICT 13

RAISIN GRAPES

Diamond Muscat	600.00	000100	4.5
Wtd. Avg. Base & Total Tons	600.00		4.5
Dovine	150.00	001400	7.5
	150.00	038300	678.8
	175.00	013100	355.6
Wtd. Avg. Base & Total Tons	158.53		1,041.9
Fiesta	150.00	000100	3,399.7
	150.00	000600	2,124.6
	150.00	001400	633.3
	150.00	001700	3,976.8
	150.00	038300	4,756.9
	175.00	013100	166.7
	200.00	001400	123.5
Wtd. Avg. Base & Total Tons	150.68		15,181.5
Selma Pete	175.00	013100	304.0
Wtd. Avg. Base & Total Tons	175.00		304.0
Thompson Seedless	6.00 c/	032500	67.2
	90.00	000100	137.5
	117.50	038700	430.5
	125.00	038700	2,310.1
	135.00	000100	62.6
	150.00	000100	3,059.9
	150.00	000600	32,760.3
	150.00	001400	11,665.5
	150.00	007050	13,046.4
	150.00	009640	273.8
	150.00	017000	304.6
	150.00	038300	19,513.4
	150.00	038700	65,713.9

	165.00	000100	2,256.8
	175.00	000100	1,998.6
	175.00	012900	319.5
	175.00	038700	6,875.3
	200.00	000100	9,687.4
	214.00	000100	567.8
	225.00	000100	459.3
	240.00	000100	753.8
	240.00	001700	503.1
	240.00	038700	227.4
	242.50	001700	159.0
Wtd. Avg. Base & Total Tons	155.12 d/		173,153.7

TABLE GRAPES

Flame Seedless *	6.00 c/	032500	455.9
	125.00	003900	48.5
	150.00	007050	56.8
	150.00	038300	12.8
Wtd. Avg. Base & Total Tons	139.73 d/		574.0
Malaga *	125.00	001400	170.6
	125.00	038700	46.1
	150.00	038300	29.9
	160.00	001700	25.1
Wtd. Avg. Base & Total Tons	130.98		271.7
Marroo Seedless	5.50 c/	032500	40.8
Wtd. Avg. Base & Total Tons	0.00 e/		40.8
Ruby Seedless *	5.50 c/	032500	57.1
	6.00 c/	032500	377.7
	150.00	038300	1,086.7
Wtd. Avg. Base & Total Tons	150.00 d/		1,521.5
Summer Muscat	600.00	000100	8.9
Wtd. Avg. Base & Total Tons	600.00		8.9

WINE GRAPES (WHITE)

Burger *	175.00	005000	29,931.2
Wtd. Avg. Base & Total Tons	175.00		29,931.2
Chardonnay *	125.00	001900	110.0
	150.00	038300	117.0
	235.00	000100	2,161.4
	235.00	001300	614.6
	237.50	000100	500.2
	250.00	000100	23.2
	250.00	001300	4,112.1
	250.00	012900	576.3
	250.00	013400	78.6
	250.00	018700	3,377.1
	260.00	000100	5.0
	275.00	046000	1,332.5
	300.00	001900	1,917.6
	300.00	012175	225.9
	300.00	016630	2,849.8
	300.00	046000	6,272.1
	300.00	047500	7,744.2
	300.00	047600	2,728.2
	305.00	000100	521.1
	318.00	000100	513.0
	350.00	000100	5,919.8
	350.00	001900	1,352.8
	500.00	027500	70.0
Wtd. Avg. Base & Total Tons	293.02		43,122.5
Chenin Blanc	150.00	038300	70.2
	175.00	000100	370.7
	175.00	000800	25,782.9

TABLE 8: BASE PRICE PAID TO GROWERS FOR GRAPES CRUSHED AND DELIVERED TO CALIFORNIA PROCESSORS FROM THE 2006 CROP WITH BRIX FACTORS AND PURCHASED TONNAGE, BY TYPE, VARIETY, REPORTING DISTRICT WHERE GROWN, AND WEIGHTED AVERAGE BASE PRICE.

District, Type, and Variety	Base Price Per Ton	Brix Factors	Tons
	Dollars	Code a/	

District, Type, and Variety	Base Price Per Ton	Brix Factors	Tons
	Dollars	Code a/	

DISTRICT 13 (Cont'd.)

Chenin Blanc (Cont'd.)	175.00	008900	4,240.0
	180.00	000100	136.8
	187.50	000100	1,451.4
	200.00	000100	1,110.0
	200.00	013400	85.9
	205.00	009670	1,479.6
	225.00	000100	501.3
	225.00	001000	2,118.5
	231.00	038700	2,974.4
	233.00	038700	3,916.5
	250.00	039670	269.0
	400.00	000100	11.0
Wtd. Avg. Base & Total Tons	189.35		44,518.2
Emerald Riesling	375.00	009100	96.6
Wtd. Avg. Base & Total Tons	375.00		96.6
French Colombard	4.50 c/	032200	143.1
	125.00	000100	337.3
	125.00	041700	37.9
	135.00	000600	2,553.5
	145.00	041700	6,183.9
	150.00	036700	326.1
	150.00	038300	322.4
	155.00	013400	83.2
	162.50	000100	2,500.8
	175.00	000100	17,043.0
	175.00	001400	65,040.4
	175.00	001600	1,918.1
	175.00	006500	367.1
	175.00	007500	11,254.2
	175.00	007600	18,339.2
	175.00	008900	787.1
	175.00	010700	467.2
	175.00	013400	15.0
	175.00	038300	4,415.7
	176.75	013400	42.8
	176.75	043250	93.0
	194.00	000100	8,842.1
	195.00	000100	680.9
	198.08	040300	1,812.0
	200.00	000100	4,295.5
	200.00	000600	514.3
	200.00	010700	1,505.3
	200.00	038700	1,795.6
	200.00	039670	8,358.5
	200.00	040300	16,918.5
	200.00	040470	17,842.0
	200.00	041700	3,659.5
	202.00	000100	455.0
	205.00	000100	5,094.4
	225.00	000100	411.9
	225.00	001000	383.2
	225.00	039670	3,902.2
	225.00	041700	256.4
	240.00	013400	338.7
	250.00	000100	800.7
	264.50	009400	1,182.4
Wtd. Avg. Base & Total Tons	183.72 d/		211,320.1
Gewurztraminer	650.00	009100	60.5
Wtd. Avg. Base & Total Tons	650.00		60.5
Malvasia Bianca *	300.00	000100	47.4
	300.00	056900	107.2
	350.00	046000	130.5
	400.00	009100	186.7
	500.00	000100	7.2
	525.00	000100	408.1
Wtd. Avg. Base & Total Tons	433.53		887.1
Muscat Blanc *	225.00	038300	281.2
	250.00	000100	13.5

	300.00	000100	194.0
	300.00	043900	700.8
	310.00	000100	444.8
	350.00	001000	266.4
	350.00	015200	131.7
	350.00	046000	103.5
	400.00	000100	10.6
	400.00	043900	225.6
	412.50	000100	40.9
	450.00	000100	84.0
	450.00	016800	284.5
	450.00	046000	49.3
	490.00	046000	64.3
	500.00	000100	11.2
	500.00	015800	90.9
	550.00	000100	63.6
	600.00	000100	332.9
	600.00	013600	87.6
	700.00	000100	33.3
Wtd. Avg. Base & Total Tons	381.56		3,514.6
Muscat Orange	300.00	000100	2.2
	450.00	000100	214.3
	500.00	017000	41.7
	1,000.00	056900	24.0
Wtd. Avg. Base & Total Tons	502.99		282.2
Muscat of Alexandria	150.00	038300	48.8
	175.00	000100	238.2
	175.00	000800	942.1
	200.00	000100	389.0
	200.00	001900	63.1
	200.00	043900	1,158.3
	225.00	000100	89.5
	225.00	000600	75.6
	225.00	001900	12.0
	225.00	015300	680.1
	225.00	046000	1,332.7
	250.00	000100	447.1
	250.00	001000	4,102.2
	250.00	015300	1,783.3
	250.00	046000	3,223.1
	275.00	000100	2,515.1
	300.00	000100	226.8
	300.00	007800	267.6
	300.00	018800	63.5
	300.00	048150	2,815.4
	300.00	052500	240.6
	350.00	000100	111.4
	350.00	001700	934.1
	400.00	000100	16.5
Wtd. Avg. Base & Total Tons	255.60		21,776.1
Palomino *	125.00	000100	117.2
	150.00	000100	1,647.5
	150.00	007050	443.7
	150.00	013100	21.2
	150.00	038300	195.3
	200.00	000100	460.8
	200.00	038700	420.3
	275.00	009100	96.4
	303.00	000100	4.5
	400.00	000100	6.3
Wtd. Avg. Base & Total Tons	166.24		3,413.2
Pinot Gris *	300.00	012200	1,098.5
	750.00	000100	9.8
	1,100.00	000100	4.7
Wtd. Avg. Base & Total Tons	307.34		1,113.0
Sauvignon Blanc	150.00	038300	172.0
	187.50	000100	845.2
	200.00	000100	23.5
	300.00	038300	510.9
	353.50	013800	22.3

TABLE 8: BASE PRICE PAID TO GROWERS FOR GRAPES CRUSHED AND DELIVERED TO CALIFORNIA PROCESSORS FROM THE 2006 CROP WITH BRIX FACTORS AND PURCHASED TONNAGE, BY TYPE, VARIETY, REPORTING DISTRICT WHERE GROWN, AND WEIGHTED AVERAGE BASE PRICE.

District, Type, and Variety	Base Price Per Ton	Brix Factors	Tons	District, Type, and Variety	Base Price Per Ton	Brix Factors	Tons
	Dollars	Code a/			Dollars	Code a/	
DISTRICT 13 (Cont'd.)				Arinarnoa	250.00	000100	335.3
Sauvignon Blanc (Cont'd.)	400.00	009100	148.2	Wtd. Avg. Base & Total Tons	250.00		335.3
	400.00	013100	1,437.3	Barbera	90.00	045600	700.5
Wtd. Avg. Base & Total Tons	311.56		3,159.4		150.00	000100	451.6
Semillon	150.00	000100	147.4		150.00	001900	122.7
	175.00	000100	270.4		175.00	000100	631.9
	255.00	016500	220.9		175.00	002200	35.3
	300.00	001700	617.8		175.00	015200	802.8
	300.00	038700	363.4		175.00	016900	4,184.4
Wtd. Avg. Base & Total Tons	259.35		1,619.9		175.00	017200	364.5
St.Emilion *	175.00	001400	10.2		175.00	020600	6,164.9
					175.00	041500	4,458.2
Wtd. Avg. Base & Total Tons	175.00		10.2		200.00	000100	229.6
Symphony	225.00	000100	52.3		200.00	016900	783.4
	247.40	041700	194.6		200.00	046000	6,772.6
	275.00	041500	247.1		215.00	046500	715.7
	300.00	045600	137.5		225.00	010700	1,967.4
	325.00	000100	869.3		240.00	000100	981.2
	325.00	007800	1,236.2		250.00	000100	1,734.3
	350.00	000100	634.1		250.00	046200	2,697.9
	350.00	001700	310.4		250.00	046500	31,085.5
Wtd. Avg. Base & Total Tons	321.60		3,681.5		275.00	024800	2.0
Triplett Blanc	175.00	000100	185.4		400.00	000100	5.8
	175.00	007800	401.4	Wtd. Avg. Base & Total Tons	220.87		64,892.2
Wtd. Avg. Base & Total Tons	175.00		586.8	Cabernet Franc	190.00	001900	17.7
Viognier	150.00	000100	75.0	Wtd. Avg. Base & Total Tons	190.00		17.7
	250.00	000100	209.7	Cabernet Sauvignon	90.00	045600	1,536.4
	400.00	000100	53.8		100.00	000100	37.5
	429.25	000100	394.3		110.00	000100	793.1
	575.00	000100	383.1		110.00	021000	99.2
	600.00	000100	7.7		125.00	000100	964.9
	700.00	009100	37.2		125.00	017200	94.4
	900.00	000100	5.7		125.00	038300	462.8
	1,200.00	000100	96.7		150.00	000100	957.8
	1,200.00	021000	2.0		150.00	020800	700.7
	1,285.71	024600	14.0		150.00	022600	3,411.5
Wtd. Avg. Base & Total Tons	505.75		1,279.2		150.00	061300	210.3
White Riesling *	325.00	013400	82.5		200.00	000100	26.1
	1,200.00	010700	2.0		225.00	021000	131.7
Wtd. Avg. Base & Total Tons	345.71		84.5		250.00	000100	2,041.3
Other White b/	5.50	c/ 032250	81.1		275.00	002200	729.3
	5.50	c/ 032500	508.5		275.00	056900	1,384.1
	125.00	038700	170.3		275.00	058670	442.7
	150.00	038300	34.1		300.00	046300	1,152.5
Wtd. Avg. Base & Total Tons	129.17	d/	794.0		300.00	046800	22,959.9
					300.00	056900	3,971.5
					350.00	000100	0.7
					350.00	056900	687.7
				Wtd. Avg. Base & Total Tons	260.23		42,796.1
WINE GRAPES (RED)				Carignane	90.00	045600	375.8
Aleatico	350.00	000100	0.9		110.00	000100	101.9
Wtd. Avg. Base & Total Tons	350.00		0.9		125.00	038300	381.3
Alicante Bouschet *	4.50	c/ 032500	178.8		150.00	016800	3,654.1
	110.00	000100	175.6		150.00	017000	151.1
	125.00	000100	73.5		150.00	020800	1,516.6
	210.75	000100	143.1		167.83	000100	114.3
	225.00	013400	96.8		200.00	046500	458.3
	250.00	000100	2.5		250.00	000100	1,985.1
	254.63	001900	2,254.5		250.00	002000	268.1
	400.00	017200	5.0		250.00	046000	22.4
Wtd. Avg. Base & Total Tons	238.87	d/	2,929.8		250.00	054470	4,003.8
					300.00	013800	66.2
					400.00	000100	5.1
				Wtd. Avg. Base & Total Tons	197.92		13,104.1
				Carmenere	250.00	000100	267.7
				Wtd. Avg. Base & Total Tons	250.00		267.7

TABLE 8: BASE PRICE PAID TO GROWERS FOR GRAPES CRUSHED AND DELIVERED TO CALIFORNIA PROCESSORS FROM THE 2006 CROP WITH BRIX FACTORS AND PURCHASED TONNAGE, BY TYPE, VARIETY, REPORTING DISTRICT WHERE GROWN, AND WEIGHTED AVERAGE BASE PRICE.

District, Type, and Variety	Base Price Per Ton	Brix Factors	Tons
	Dollars	Code a/	

District, Type, and Variety	Base Price Per Ton	Brix Factors	Tons
	Dollars	Code a/	

DISTRICT 13 (Cont'd.)

Carnelian	110.00	000100	226.7
	150.00	020800	118.3
	175.00	018800	3,771.1
	200.00	046500	3,102.9
Wtd. Avg. Base & Total Tons	183.29		7,219.0
Centurian	250.00	001900	1,200.7
Wtd. Avg. Base & Total Tons	250.00		1,200.7
Charbono	650.00	009100	27.4
Wtd. Avg. Base & Total Tons	650.00		27.4
Cinsaut *	110.00	000100	83.6
Wtd. Avg. Base & Total Tons	110.00		83.6
Gamay (Napa) *	150.00	000100	548.1
	300.00	000100	512.0
	1,200.00	010700	3.0
Wtd. Avg. Base & Total Tons	225.20		1,063.1
Grenache *	5.50	c/ 032200	20.6
	5.50	c/ 032500	615.0
	125.00	038300	112.2
	150.00	000100	19.0
	150.00	001900	289.0
	160.00	045600	3,404.2
	161.32	000100	146.3
	175.00	000100	638.5
	175.00	001000	28,850.7
	175.00	001900	75.7
	175.00	002200	206.4
	175.00	006250	1,666.0
	180.00	000100	1,742.7
	185.00	004270	14,806.4
	200.00	000100	1,131.9
	200.00	000700	623.2
	200.00	034120	1,227.9
	220.00	034120	2,851.7
	225.00	001900	211.7
	250.00	034120	3,051.1
	275.00	000100	91.8
	275.00	013800	105.1
	350.00	000100	8.2
	400.00	000100	93.8
Wtd. Avg. Base & Total Tons	184.37	d/	61,989.1
Mataro *	350.00	000100	0.6
Wtd. Avg. Base & Total Tons	350.00		0.6
Merlot	75.00	045600	4,153.2
	110.00	000100	1,960.1
	110.00	017400	345.7
	125.00	000100	18.1
	125.00	019000	1,066.5
	125.00	038300	332.4
	140.00	056900	113.9
	150.00	000100	2,510.1
	150.00	010650	219.0
	150.00	020700	2,551.0
	150.00	020800	139.6
	175.00	000100	86.4
	200.00	000100	3,809.5
	200.00	012900	82.4
	225.00	016900	681.3
	230.00	000100	192.7
	250.00	000100	699.3
	250.00	015200	580.8
	250.00	020700	2,976.7
	275.00	020800	3.0
	275.00	024800	6.0

	300.00	001900	1,012.4
	300.00	002200	634.9
	300.00	046200	1,834.4
	300.00	046300	1,071.2
	300.00	046800	9,747.9
	300.00	056900	4,514.0
	325.00	009100	192.3
	345.00	002200	212.6
	350.00	000100	113.0
	350.00	020700	117.9
	350.00	056900	798.7
	400.00	000100	16.7
	500.00	027500	40.0
Wtd. Avg. Base & Total Tons	228.70		42,833.7
Mission	175.00	046500	5,623.3
	176.75	017400	89.7
	200.00	000100	891.3
Wtd. Avg. Base & Total Tons	178.40		6,604.3
Muscat Hamburg *	450.00	000100	5.8
	1,100.00	070545	4.5
Wtd. Avg. Base & Total Tons	733.98		10.3
Nebbiolo	900.00	000100	5.0
Wtd. Avg. Base & Total Tons	900.00		5.0
Petite Sirah	175.00	017400	152.3
	200.00	015150	106.1
	225.00	000100	17.0
	1,500.00	024800	2.0
Wtd. Avg. Base & Total Tons	197.18		277.4
Pinot Noir	700.00	013400	36.4
	700.00	021000	74.2
	1,000.00	000100	1.8
	1,850.00	000100	18.0
Wtd. Avg. Base & Total Tons	862.88		130.4
Royalty	150.00	001900	41.2
	200.00	012900	648.2
	200.00	020600	221.9
	250.00	002300	285.5
Wtd. Avg. Base & Total Tons	210.21		1,196.8
Rubired *	100.00	045600	46.0
	150.00	056900	586.4
	175.00	000100	722.5
	175.00	002200	4,422.1
	175.00	041500	2,752.7
	175.00	045600	605.3
	200.00	001900	4,664.0
	200.00	002200	1,317.6
	200.00	012900	524.3
	200.00	013000	6,728.8
	200.00	016900	402.0
	200.00	017400	944.0
	200.00	020600	34,409.5
	200.00	022800	1,842.3
	200.00	046000	1,070.6
	200.00	046200	440.2
	200.00	046500	27,931.4
	200.00	048130	3,117.8
	205.00	000100	1,117.7
	225.00	046000	1,094.3
	250.00	000100	190.3
	250.00	046000	6,271.8
	250.00	046500	2,709.6
	250.00	048130	1,966.5
	250.00	056900	258.9
	275.00	000100	1,021.9
	275.00	001900	26.0

TABLE 8: BASE PRICE PAID TO GROWERS FOR GRAPES CRUSHED AND DELIVERED TO CALIFORNIA PROCESSORS FROM THE 2006 CROP WITH BRIX FACTORS AND PURCHASED TONNAGE, BY TYPE, VARIETY, REPORTING DISTRICT WHERE GROWN, AND WEIGHTED AVERAGE BASE PRICE.

District, Type, and Variety	Base Price Per Ton	Brix Factors	Tons	District, Type, and Variety	Base Price Per Ton	Brix Factors	Tons
	Dollars	Code a/			Dollars	Code a/	
DISTRICT 13 (Cont'd.)							
Rubired * (Cont'd.)	300.00	001900	1,214.7		250.00	002200	837.1
					250.00	019000	496.8
					250.00	056900	740.9
					275.00	024800	4.0
					275.00	052500	1,203.3
Wtd. Avg. Base & Total Tons	205.13		108,399.2		300.00	000100	20.1
					300.00	027600	5.3
Ruby Cabernet	90.00	045600	104.0		300.00	046800	537.7
	110.00	000100	1,824.7		300.00	056900	331.2
	110.00	001900	273.6		300.00	062450	974.7
	125.00	038300	342.6		350.00	017100	707.8
	150.00	002600	906.9		350.00	056900	1,032.1
	150.00	022900	689.8		375.00	000100	176.5
	175.00	000100	330.0		375.00	013800	276.5
	175.00	001900	266.4		412.09	013800	68.4
	175.00	012900	373.8		415.00	000100	195.2
	175.00	016900	4,558.2		600.00	000100	0.4
	200.00	000100	185.6				
	200.00	012900	428.9				
	200.00	016900	2,335.6	Wtd. Avg. Base & Total Tons	208.69		26,172.3
	200.00	046500	420.0				
	225.00	000100	565.5	Tempranillo *	250.00	000100	205.6
	242.50	062440	1,591.5		273.80	001900	1,229.8
	250.00	000100	1,335.1		275.00	000100	148.8
	250.00	002000	908.0		404.00	009100	36.1
	250.00	016900	563.2		465.00	000100	12.5
	250.00	046500	14,558.7		485.00	000100	20.2
	250.00	054470	1,281.0				
	250.00	056900	7,804.1	Wtd. Avg. Base & Total Tons	277.82		1,653.0
	250.00	062440	1,273.3				
	252.50	000100	207.5	Tinta Cao	600.00	000100	1.4
	255.00	020600	940.6		800.00	000100	1.9
	262.00	000100	133.6				
	262.50	000100	893.5	Wtd. Avg. Base & Total Tons	715.15		3.3
	300.00	000100	403.5				
	300.00	056900	191.8	Tinta Madeira	110.00	000100	16.7
	325.00	000100	363.1		800.00	000100	11.4
	350.00	000100	308.1				
	350.00	001900	2,427.0	Wtd. Avg. Base & Total Tons	389.93		28.1
	454.50	013800	112.4				
Wtd. Avg. Base & Total Tons	234.65		48,901.6	Touriga Nacional *	800.00	000100	11.1
				Wtd. Avg. Base & Total Tons	800.00		11.1
Sangiovese *	110.00	000100	63.1				
	150.00	020700	245.4	Zinfandel *	200.00	000800	61.6
	185.00	000100	1,011.4		200.00	033650	804.9
	200.00	022600	313.1		225.00	000100	210.3
	215.00	000100	39.3		225.00	000400	1,521.9
	350.00	020800	3.5		225.00	004920	413.7
	550.00	000100	20.0		225.00	005300	108.4
					225.00	005320	895.0
Wtd. Avg. Base & Total Tons	185.25		1,695.8		225.00	005350	144.5
					225.00	005400	18,930.5
Segalin	250.00	000100	236.9		225.00	006250	125.9
					225.00	032800	3,616.1
Wtd. Avg. Base & Total Tons	250.00		236.9		225.00	033650	9,259.0
					225.00	033700	432.3
Souzao	600.00	000100	1.6		225.00	033800	10,044.2
	800.00	000100	6.1		230.00	000100	712.3
					235.00	000100	329.5
Wtd. Avg. Base & Total Tons	758.44		7.7		250.00	000100	6,258.1
					250.00	005350	1,176.4
Syrah *	75.00	045600	696.3		250.00	005400	4,321.4
	90.00	045600	847.8		250.00	033800	1,213.4
	100.00	020700	818.0		250.00	033970	5,244.7
	110.00	000100	195.7		260.00	006300	144.2
	125.00	000100	24.1		300.00	000100	81.7
	125.00	038300	968.0		300.00	005400	598.0
	150.00	056700	148.8		300.00	007050	997.8
	165.00	000100	90.3		300.00	009100	50.9
	175.00	000100	748.0		300.00	034140	4,451.0
	175.00	001900	91.7		350.00	000100	5.2
	175.00	012900	56.7		350.00	000800	2,895.3
	175.00	015200	241.2		350.00	027600	5.5
	175.00	020700	9,688.2		380.00	000100	24.1
	200.00	020700	825.8		425.00	017400	36.4
	225.00	000100	507.1		450.00	056900	425.7
	225.00	020600	1,273.4		500.00	027500	20.0
	225.00	066117	1,077.3		660.00	013800	45.0
	250.00	000100	265.9		1,349.00	061300	83.4

TABLE 8: BASE PRICE PAID TO GROWERS FOR GRAPES CRUSHED AND DELIVERED TO CALIFORNIA PROCESSORS FROM THE 2006 CROP WITH BRIX FACTORS AND PURCHASED TONNAGE, BY TYPE, VARIETY, REPORTING DISTRICT WHERE GROWN, AND WEIGHTED AVERAGE BASE PRICE.

District, Type, and Variety	Base Price Per Ton	Brix Factors	Tons
	Dollars	Code a/	

DISTRICT 13 (Cont'd.)

Zinfandel * (Cont'd.)	1,366.96	061300	16.5
Wtd. Avg. Base & Total Tons	245.04		75,704.8
Other Red b/	3.50 c/	032500	696.1
	5.50 c/	032250	727.8
	5.50 c/	032500	19,105.8
	35.00	032200	397.3
	100.00	013600	159.1
	135.00	038300	17.4
	175.00	000100	5.3
	350.00	000100	13.4
Wtd. Avg. Base & Total Tons	63.77 d/		21,122.2

DISTRICT 14

RAISIN GRAPES

Thompson Seedless	125.62	000100	5,312.1
	150.00	000100	5,777.8
	150.00	007050	1,502.1
	150.00	038300	3,022.0
	200.00	000100	463.7
Wtd. Avg. Base & Total Tons	143.39		16,077.7

TABLE GRAPES

Autumn Royal	131.25	000100	185.3
Wtd. Avg. Base & Total Tons	131.25		185.3
Calmeria	125.62	000100	8.7
Wtd. Avg. Base & Total Tons	125.62		8.7
Christmas Rose	131.25	000100	56.4
Wtd. Avg. Base & Total Tons	131.25		56.4
Crimson Seedless *	136.87	000100	34.4
	137.50	000100	2,902.2
Wtd. Avg. Base & Total Tons	137.49		2,936.6
Emerald Seedless *	132.50	000100	260.5
Wtd. Avg. Base & Total Tons	132.50		260.5
Flame Seedless *	138.75	000100	307.5
	142.50	000100	2,451.5
	143.75	000100	2.1
	150.00	000100	11.3
	150.00	038300	609.3
Wtd. Avg. Base & Total Tons	143.54		3,381.7
Italia *	136.87	000100	25.6
	137.50	000100	5.1
Wtd. Avg. Base & Total Tons	136.97		30.7
Perlette	140.62	000100	50.4
Wtd. Avg. Base & Total Tons	140.62		50.4
Princess *	135.62	000100	636.8
Wtd. Avg. Base & Total Tons	135.62		636.8
Red Globe *	100.00	010900	175.1
	123.75	000100	60.7
	130.62	000100	4,882.8
Wtd. Avg. Base & Total Tons	129.49		5,118.6

District, Type, and Variety	Base Price Per Ton	Brix Factors	Tons
	Dollars	Code a/	

Ribier	124.37	000100	1.5
Wtd. Avg. Base & Total Tons	124.37		1.5
Ruby Seedless *	143.75	000100	457.8
Wtd. Avg. Base & Total Tons	143.75		457.8
Other Table b/	100.00	010900	238.0
	116.87	000100	97.1
	122.50	000100	39.6
	129.37	000100	111.0
	131.87	000100	251.2
	135.00	000100	2,345.2
	141.87	000100	25.6
Wtd. Avg. Base & Total Tons	131.20		3,107.7

WINE GRAPES (WHITE)

Burger *	180.00	000100	806.7
	185.00	000100	1,969.6
Wtd. Avg. Base & Total Tons	183.55		2,776.3
Chardonnay *	143.75	000100	3.7
	235.00	000100	4,734.3
	235.00	001300	687.5
	250.00	000100	4,554.0
	250.00	001300	555.0
	250.00	018700	802.5
	300.00	046000	287.2
	321.00	046000	401.1
	330.00	011100	74.8
	350.00	000100	8,226.6
	350.00	008900	317.1
Wtd. Avg. Base & Total Tons	289.79		20,643.8
Chenin Blanc	125.00	000100	305.0
	125.00	000400	7,581.5
	172.00	000100	438.5
	175.00	000100	1,291.9
	175.00	008900	2,205.4
	200.00	000100	165.9
Wtd. Avg. Base & Total Tons	142.34		11,988.2
Emerald Riesling	175.00	000100	306.1
	275.00	001700	71.6
	350.00	000100	599.0
Wtd. Avg. Base & Total Tons	289.66		976.7
French Colombard	125.00	000100	18.4
	136.87	000100	6.1
	175.00	000100	5,593.8
	175.00	001400	6,287.7
	175.00	007500	392.1
	175.00	007600	10,128.1
	175.00	038300	2,311.9
	200.00	000100	633.9
	200.00	007600	7,968.0
	225.00	007600	15,453.8
	250.00	000100	1,243.1
Wtd. Avg. Base & Total Tons	196.58		50,036.9
Malvasia Bianca *	300.00	048150	29.8
	400.00	001700	66.1
Wtd. Avg. Base & Total Tons	368.93		95.9
Muscat Blanc *	400.00	010900	229.5
Wtd. Avg. Base & Total Tons	400.00		229.5
Muscat of Alexandria	133.75	000100	4.1
	200.00	000100	233.5
	200.00	043900	250.9

TABLE 8: BASE PRICE PAID TO GROWERS FOR GRAPES CRUSHED AND DELIVERED TO CALIFORNIA PROCESSORS FROM THE 2006 CROP WITH BRIX FACTORS AND PURCHASED TONNAGE, BY TYPE, VARIETY, REPORTING DISTRICT WHERE GROWN, AND WEIGHTED AVERAGE BASE PRICE.

District, Type, and Variety	Base Price Per Ton	Brix Factors	Tons	District, Type, and Variety	Base Price Per Ton	Brix Factors	Tons
	Dollars	Code a/			Dollars	Code a/	
DISTRICT 14 (Cont'd.)							
Muscat of Alexandria (Cont'd.)	207.80	001900	52.3	Carnelian	200.00	000100	1,236.9
	225.00	000100	390.7	Wtd. Avg. Base & Total Tons	200.00		1,236.9
	225.00	000600	3,070.5	Grenache *	175.00	001000	415.6
	225.00	001900	270.7		175.00	006250	156.4
	225.00	006800	581.0		225.00	006250	3,386.7
	225.00	010700	634.7		225.00	034120	498.0
	225.00	015300	117.6	Wtd. Avg. Base & Total Tons	218.58		4,456.7
	235.00	041500	1,866.8	Malbec	300.00	019000	408.8
	250.00	000100	478.8	Wtd. Avg. Base & Total Tons	300.00		408.8
	250.00	015300	1,233.1	Merlot	110.00	017400	198.4
	275.00	017000	589.6		125.00	000100	602.8
	300.00	000100	750.6		150.00	020700	44.3
	300.00	001700	964.0		200.00	020700	1,072.7
	300.00	020800	2,133.1		250.00	000100	10,664.1
	300.00	048150	398.3		300.00	000100	174.4
	315.00	000100	227.8		300.00	056900	418.2
	350.00	000100	1,398.4		321.00	056900	2,293.4
	350.00	016900	811.3		350.00	020700	392.6
	350.00	020800	58.1		400.00	010700	208.1
Wtd. Avg. Base & Total Tons	267.38		16,515.9	Wtd. Avg. Base & Total Tons	256.33		16,069.0
Pinot Gris *	300.00	010690	831.2	Mission	175.00	046500	836.8
	321.00	038700	185.3	Wtd. Avg. Base & Total Tons	175.00		836.8
	400.00	000100	9,565.9	Montepulciano	321.00	046000	16.7
	500.00	000100	77.1	Wtd. Avg. Base & Total Tons	321.00		16.7
Wtd. Avg. Base & Total Tons	391.55		10,659.5	Pinot Noir	321.00	056900	60.5
Sauvignon Blanc	250.00	010600	407.2	Wtd. Avg. Base & Total Tons	321.00		60.5
	350.00	000100	3,060.8	Royalty	190.00	020600	73.3
Wtd. Avg. Base & Total Tons	338.26		3,468.0		200.00	000100	109.1
Symphony	325.00	046000	1,166.0		200.00	012900	411.8
Wtd. Avg. Base & Total Tons	325.00		1,166.0	Wtd. Avg. Base & Total Tons	198.77		594.2
Other White b/	5.50	c/ 032500	40.7	Rubired *	100.00	000100	29.2
Wtd. Avg. Base & Total Tons	0.00	e/	40.7		150.00	045600	198.9
WINE GRAPES (RED)					175.00	020600	649.5
Alicante Bouschet *	125.00	000100	191.1		185.00	000100	2,003.7
	350.00	056900	24.5		188.00	000100	2,203.6
Wtd. Avg. Base & Total Tons	150.57		215.6		190.00	020600	3,034.3
Barbera	125.00	038300	47.8		200.00	000100	1,236.2
	150.00	020600	736.6		200.00	013000	2,260.8
	175.00	016900	133.8		200.00	017400	1,478.9
Wtd. Avg. Base & Total Tons	152.34		918.2		200.00	020600	5,109.4
Cabernet Franc	321.00	046000	207.3		200.00	045600	4,569.6
Wtd. Avg. Base & Total Tons	321.00		207.3		200.00	046500	7,253.7
Cabernet Sauvignon	110.00	000100	7,292.2		225.00	000100	2,217.4
	125.00	017200	409.0		225.00	001900	436.5
	150.00	000100	1,716.2		250.00	046000	3,824.1
	150.00	022600	1,311.5		275.00	000100	859.8
	175.00	000100	74.4		321.00	046000	345.7
	190.00	020600	85.1	Wtd. Avg. Base & Total Tons	206.50		38,168.0
	200.00	017400	65.4	Ruby Cabernet	110.00	001900	236.5
	250.00	000100	565.2		150.00	002600	206.7
	250.00	022600	478.9		175.00	016900	1,205.2
	321.00	056900	2,814.3		200.00	000100	1,837.8
Wtd. Avg. Base & Total Tons	169.73		14,812.2		200.00	016900	2,859.1
Carignane	225.00	046000	1,512.8		250.00	000100	9,787.3
Wtd. Avg. Base & Total Tons	225.00		1,512.8		250.00	016900	750.8
					250.00	056900	1,092.0
					252.50	010900	347.2
					290.00	000100	495.7
					300.00	000100	675.6

TABLE 8: BASE PRICE PAID TO GROWERS FOR GRAPES CRUSHED AND DELIVERED TO CALIFORNIA PROCESSORS FROM THE 2006 CROP WITH BRIX FACTORS AND PURCHASED TONNAGE, BY TYPE, VARIETY, REPORTING DISTRICT WHERE GROWN, AND WEIGHTED AVERAGE BASE PRICE.

District, Type, and Variety	Base Price Per Ton	Brix Factors	Tons
	Dollars	Code a/	

District, Type, and Variety	Base Price Per Ton	Brix Factors	Tons
	Dollars	Code a/	

DISTRICT 14 (Cont'd.)

Ruby Cabernet (Cont'd.)	300.00	056900	97.1
Wtd. Avg. Base & Total Tons	233.68		19,591.0
Salvador	125.00 150.00 200.00	000100 041500 041500	586.3 177.7 1,313.7
Wtd. Avg. Base & Total Tons	174.56		2,077.7
Sangiovese *	321.00	000100	249.6
Wtd. Avg. Base & Total Tons	321.00		249.6
Syrah *	110.00 125.00 175.00 200.00 250.00 300.00 350.00	000100 000100 000100 000100 020700 000100 019000	29.6 150.4 208.3 291.2 488.9 267.0 4,029.9
Wtd. Avg. Base & Total Tons	316.46		5,465.3
Zinfandel *	225.00 225.00 225.00 225.00 250.00 250.00 250.00 300.00 321.00 350.00 350.00	000100 005400 033650 033800 000100 005400 033970 007100 033800 005400 006300	380.1 1,890.9 935.2 190.5 2,878.4 2,866.4 396.7 12,989.6 751.7 2,195.0 2,009.6
Wtd. Avg. Base & Total Tons	287.78		27,484.1
Other Red b/	3.50 5.50 5.50	c/ 032200 c/ 032250 c/ 032500	109.4 1,521.4 2,718.7
Wtd. Avg. Base & Total Tons	0.00	e/	4,349.5

WINE GRAPES (RED)

Alicante Bouschet *	1,000.00	022100	4.5
Wtd. Avg. Base & Total Tons	1,000.00		4.5
Cabernet Sauvignon	1,000.00	022100	0.5
Wtd. Avg. Base & Total Tons	1,000.00		0.5
Grenache *	600.00 800.00 1,000.00	000100 000100 022100	6.0 3.0 3.5
Wtd. Avg. Base & Total Tons	760.00		12.5
Malbec	1,000.00	022100	2.0
Wtd. Avg. Base & Total Tons	1,000.00		2.0
Mataro *	600.00	000100	7.0
Wtd. Avg. Base & Total Tons	600.00		7.0
Merlot	1,000.00	022100	3.0
Wtd. Avg. Base & Total Tons	1,000.00		3.0
Mission	300.00	000100	23.0
Wtd. Avg. Base & Total Tons	300.00		23.0
Tempranillo *	1,000.00	022100	1.5
Wtd. Avg. Base & Total Tons	1,000.00		1.5
Zinfandel *	600.00 1,000.00 1,000.00 1,250.00 1,250.00 1,250.00 1,300.00	000100 022100 027600 024500 030400 030610 000100	6.0 1.1 13.2 14.0 30.4 8.2 21.8
Wtd. Avg. Base & Total Tons	1,182.58		94.7

DISTRICT 15

TABLE GRAPES

Other Table b/	300.00	000100	3.0
Wtd. Avg. Base & Total Tons	300.00		3.0

WINE GRAPES (WHITE)

Chardonnay *	1,000.00	022100	6.3
Wtd. Avg. Base & Total Tons	1,000.00		6.3
Muscat Blanc *	1,000.00	022100	5.0
Wtd. Avg. Base & Total Tons	1,000.00		5.0
Palomino *	300.00	000100	12.0
Wtd. Avg. Base & Total Tons	300.00		12.0
Sauvignon Blanc	1,000.00	022100	3.8
Wtd. Avg. Base & Total Tons	1,000.00		3.8
Semillon	1,000.00	022100	0.5
Wtd. Avg. Base & Total Tons	1,000.00		0.5

DISTRICT 16

WINE GRAPES (WHITE)

Chardonnay *	850.00 900.00 900.00 930.00 950.00 950.00 1,000.00 1,100.00 1,100.00 1,150.00 1,200.33 1,250.00 1,250.00 1,300.00 1,300.00 1,500.00	020800 008950 013600 000100 020800 022800 000100 000100 024400 008950 000100 000100 000100 000100 020800 013600	7.7 33.1 3.3 24.7 2.2 4.5 5.7 16.3 9.3 9.3 5.2 12.8 3.7 15.0 11.3 15.0
Wtd. Avg. Base & Total Tons	1,098.56		179.1
Chenin Blanc	600.00 600.00	000100 010800	8.6 8.8
Wtd. Avg. Base & Total Tons	600.00		17.4
Gewurztraminer	850.00	000100	12.8
Wtd. Avg. Base & Total Tons	850.00		12.8

TABLE 8: BASE PRICE PAID TO GROWERS FOR GRAPES CRUSHED AND DELIVERED TO CALIFORNIA PROCESSORS FROM THE 2006 CROP WITH BRIX FACTORS AND PURCHASED TONNAGE, BY TYPE, VARIETY, REPORTING DISTRICT WHERE GROWN, AND WEIGHTED AVERAGE BASE PRICE.

District, Type, and Variety	Base Price Per Ton	Brix Factors	Tons	District, Type, and Variety	Base Price Per Ton	Brix Factors	Tons
	Dollars	Code a/			Dollars	Code a/	
DISTRICT 16 (Cont'd.)				Aleatico	1,973.45	021500	0.4
Muscat Blanc *	600.00	000100	2.3	Wtd. Avg. Base & Total Tons	1,973.45		0.4
	850.00	024500	5.0	Alicante Bouschet *	1,600.00	000100	4.8
	890.00	024800	2.3	Wtd. Avg. Base & Total Tons	1,600.00		4.8
	900.00	013600	4.0	Barbera	1,200.00	020800	1.8
	950.00	024800	3.2	Wtd. Avg. Base & Total Tons	1,200.00		1.8
	950.00	026700	2.9	Cabernet Franc	259.00	000100	1.5
	1,011.00	000100	3.0		850.00	020800	7.8
	1,100.00	000100	5.7		976.00	000100	6.1
	1,100.00	020800	12.3		1,250.00	027600	5.1
	1,100.00	026700	27.8		1,475.00	021000	7.3
	1,200.00	000100	21.1	Wtd. Avg. Base & Total Tons	1,083.26		27.8
	1,300.00	000100	5.9	Cabernet Sauvignon	480.00	000100	34.1
Wtd. Avg. Base & Total Tons	1,083.51		95.5		750.00	028100	2.0
Muscat of Alexandria	500.00	000100	0.5		878.00	000100	29.4
Wtd. Avg. Base & Total Tons	500.00		0.5		900.00	000100	1.5
Pinot Gris *	1,200.00	000100	0.2		900.00	020800	16.4
	1,250.00	022800	18.2		900.00	021000	2.1
	1,400.00	000100	6.5		900.00	024600	0.5
Wtd. Avg. Base & Total Tons	1,288.76		24.9		1,000.00	020800	3.0
Roussanne	1,200.00	024500	1.7		1,100.00	017000	9.0
	1,300.00	000100	9.8		1,102.00	024800	3.1
Wtd. Avg. Base & Total Tons	1,285.22		11.5		1,104.43	000100	1.9
Sauvignon Blanc	900.00	013600	2.6		1,200.00	017000	4.5
	900.00	020800	7.8		1,200.00	024800	2.5
	1,000.00	000100	1.2		1,200.00	026800	37.2
	1,150.00	020800	12.9		1,250.00	017000	11.2
	1,150.00	022800	8.3		1,300.00	000100	11.4
	1,400.00	013400	5.5		1,300.00	017000	4.9
	1,400.00	020800	7.7		1,300.00	020800	6.1
	1,450.00	020800	8.6		1,400.00	024500	6.0
Wtd. Avg. Base & Total Tons	1,206.78		54.6		1,500.00	020800	4.9
Semillon	938.00	000100	6.0		1,500.00	021200	61.5
	1,200.00	000100	2.5		1,500.00	024500	10.1
	1,400.00	000100	6.9	Wtd. Avg. Base & Total Tons	1,147.94		268.6
Wtd. Avg. Base & Total Tons	1,187.53		15.4	Carignane	500.00	000100	14.2
Viognier	800.00	000100	3.2	Wtd. Avg. Base & Total Tons	500.00		14.2
	850.00	020800	3.5	Cinsaut *	1,250.00	024600	28.3
	900.00	017000	3.5	Wtd. Avg. Base & Total Tons	1,250.00		28.3
	1,000.00	000100	6.8	Grenache *	900.00	000100	2.3
	1,050.00	024500	17.7		995.00	000100	10.8
	1,100.00	020800	11.8		1,100.00	024500	0.9
	1,117.00	000100	2.4		1,300.00	017000	5.9
	1,200.00	000100	2.9		1,667.25	021000	2.8
	1,200.00	024500	8.1	Wtd. Avg. Base & Total Tons	1,151.73		22.7
	1,500.00	000100	3.0	Malbec	750.00	000100	0.4
	1,600.00	000100	7.5		1,150.00	022800	4.7
	1,600.00	017200	6.9		1,175.00	024500	4.1
Wtd. Avg. Base & Total Tons	1,170.39		77.3	Wtd. Avg. Base & Total Tons	1,143.75		9.2
White Riesling *	600.00	013100	8.1	Mataro *	1,150.00	024500	2.6
	900.00	010700	8.2		1,400.00	021000	2.1
	939.00	000100	81.3	Wtd. Avg. Base & Total Tons	1,261.70		4.7
	950.00	020800	16.5	Merlot	329.00	000100	1.9
	1,100.00	020800	18.2		600.00	020800	7.4
Wtd. Avg. Base & Total Tons	939.35		132.3		800.00	000100	7.0
WINE GRAPES (RED)					850.00	000100	29.2
Aglianico	995.00	024800	2.3		850.00	020800	8.1
Wtd. Avg. Base & Total Tons	995.00		2.3		850.00	024500	26.3
					900.00	000100	1.4

TABLE 8: BASE PRICE PAID TO GROWERS FOR GRAPES CRUSHED AND DELIVERED TO CALIFORNIA PROCESSORS FROM THE 2006 CROP WITH BRIX FACTORS AND PURCHASED TONNAGE, BY TYPE, VARIETY, REPORTING DISTRICT WHERE GROWN, AND WEIGHTED AVERAGE BASE PRICE.

District, Type, and Variety	Base Price Per Ton	Brix Factors	Tons
	Dollars	Code a/	

District, Type, and Variety	Base Price Per Ton	Brix Factors	Tons
	Dollars	Code a/	

DISTRICT 16 (Cont'd.)

Merlot (Cont'd.)	950.00	020800	7.9
	984.28	000100	10.5
	1,000.00	011100	11.8
	1,000.00	017400	2.5
	1,000.00	020800	15.2
	1,033.00	000100	18.9
	1,100.00	021000	9.9
	1,102.00	024800	0.7
	1,200.00	020800	5.1
	1,200.00	024500	6.0
	1,500.00	017400	24.8
	1,500.00	020800	0.7
Wtd. Avg. Base & Total Tons	1,003.99		195.3
Montepulciano	1,100.00	024800	0.9
Wtd. Avg. Base & Total Tons	1,100.00		0.9
Nebbiolo	1,600.00	024500	5.8
Wtd. Avg. Base & Total Tons	1,600.00		5.8
Petit Verdot	900.00	020800	0.9
	1,175.00	000100	3.8
	1,175.00	024500	2.2
	1,250.00	017400	1.3
Wtd. Avg. Base & Total Tons	1,156.71		8.2
Pinot Noir	900.00	007800	10.4
	906.00	000100	7.9
	1,000.00	014000	8.0
	1,500.00	000100	2.3
Wtd. Avg. Base & Total Tons	977.88		28.6
Pinotage	1,100.00	024500	0.3
Wtd. Avg. Base & Total Tons	1,100.00		0.3
Royalty	600.00	000100	2.6
Wtd. Avg. Base & Total Tons	600.00		2.6
Sangiovese *	850.00	020800	1.5
	900.00	000100	0.4
	910.00	024800	3.3
	1,100.00	024800	1.2
	1,400.00	024500	6.4
	1,500.00	017400	12.1
	1,500.00	020800	3.3
	2,000.00	000100	7.7
Wtd. Avg. Base & Total Tons	1,487.97		35.9
Syrah *	500.00	000100	0.4
	800.00	000100	2.0
	900.00	000100	4.0
	900.00	020800	8.5
	1,000.00	000100	5.7
	1,048.00	000100	4.9
	1,200.00	014000	5.7
	1,200.00	021000	0.9
	1,200.00	027600	44.1
	1,247.68	000100	1.9
	1,320.00	021000	11.4
	1,400.00	024500	9.2
	1,500.00	000100	5.6
Wtd. Avg. Base & Total Tons	1,183.35		104.3
Tempranillo *	1,200.00	014000	0.7
	1,300.00	020800	5.6
Wtd. Avg. Base & Total Tons	1,288.89		6.3

Zinfandel *	750.00	000100	1.0
	950.00	024800	2.2
	1,000.00	000100	15.2
	1,092.00	000100	5.3
	1,150.00	028820	27.0
	1,200.00	027800	3.5
	1,500.00	021000	3.8
	1,500.00	024500	4.9
	1,500.00	025400	31.8
Wtd. Avg. Base & Total Tons	1,265.34		94.7

DISTRICT 17

WINE GRAPES (WHITE)

Chardonnay *	4.50	c/ 032200	49.7
	300.00	001900	336.7
	325.00	001900	148.6
	350.00	000100	212.2
	350.00	002200	359.3
	385.00	046000	230.7
	400.00	018700	361.3
	400.00	018800	24.0
	400.00	046000	832.1
	450.00	000100	264.1
	450.00	001900	461.2
	450.00	018700	918.4
	450.00	020600	3,363.1
	450.00	024300	8.4
	450.00	046000	937.0
	475.00	000100	546.2
	500.00	000100	2,029.3
	500.00	015200	110.1
	500.00	017000	4,195.8
	500.00	017200	777.6
	500.00	018800	565.6
	500.00	020500	134.8
	500.00	054100	267.7
	500.00	054200	193.5
	500.00	054300	170.0
	523.32	000100	147.6
	523.32	017400	165.1
	525.00	000100	47.7
	525.00	043900	424.2
	530.99	002200	1,670.7
	550.00	000100	545.9
	600.00	000100	325.3
	600.00	010600	316.2
	600.00	047200	577.5
	625.00	000100	324.3
	628.48	008620	701.2
	650.00	017300	877.7
	650.00	021000	1.0
	684.53	000100	2,388.7
	700.00	000100	63.6
	700.00	009000	534.5
	800.00	000100	1,013.7
	800.00	017100	528.9
	800.00	017200	704.5
	800.00	020800	71.7
	842.72	017200	1,021.3
	950.00	013800	24.8
	1,000.00	020800	268.9
Wtd. Avg. Base & Total Tons	552.85	d/	30,242.4
Chenin Blanc	175.00	000100	2.9
	300.00	017000	1,034.6
	350.00	039400	324.2
	350.00	039500	774.8
	350.00	039600	520.0
	375.00	037900	250.6
	380.00	000100	252.1
	400.00	039400	103.1
	425.00	010900	96.3
	425.00	011000	403.0
	425.00	011100	242.5
	425.00	011300	331.3

TABLE 8: BASE PRICE PAID TO GROWERS FOR GRAPES CRUSHED AND DELIVERED TO CALIFORNIA PROCESSORS FROM THE 2006 CROP WITH BRIX FACTORS AND PURCHASED TONNAGE, BY TYPE, VARIETY, REPORTING DISTRICT WHERE GROWN, AND WEIGHTED AVERAGE BASE PRICE.

District, Type, and Variety	Base Price Per Ton	Brix Factors	Tons	District, Type, and Variety	Base Price Per Ton	Brix Factors	Tons
	Dollars	Code a/			Dollars	Code a/	
DISTRICT 17 (Cont'd.)					750.00	000100	4.8
					800.00	012900	14.0
Chenin Blanc (Cont'd.)	430.00	017000	15.6	Wtd. Avg. Base & Total Tons	490.67		13,546.4
	450.00	010700	692.6	Semillon	400.00	042300	254.8
	475.00	000100	121.9		400.00	042400	689.1
	475.00	010800	278.2		450.00	040600	198.4
	500.00	010500	259.7		450.00	042300	294.9
	550.00	009400	194.5	Wtd. Avg. Base & Total Tons	417.16		1,437.2
	600.00	000100	17.0	Symphony	350.00	000100	8.0
	600.00	020800	3.3		350.00	001700	448.7
Wtd. Avg. Base & Total Tons	392.36		5,918.2		400.00	013100	292.2
Gewurztraminer	500.00	000100	68.2		450.00	000100	17.9
	550.00	000100	224.3		500.00	024500	4.9
	625.00	013100	145.1	Wtd. Avg. Base & Total Tons	372.20		771.7
Wtd. Avg. Base & Total Tons	567.08		437.6	Verdelho	800.00	000100	10.0
Grenache Blanc	1,000.00	000100	6.7		1,100.00	000100	5.3
Wtd. Avg. Base & Total Tons	1,000.00		6.7	Wtd. Avg. Base & Total Tons	903.92		15.3
Marsanne	700.00	046000	21.5	Viognier	450.00	002600	21.9
Wtd. Avg. Base & Total Tons	700.00		21.5		500.00	002600	93.2
Muscat Blanc *	550.00	041700	23.7		500.00	070400	167.4
	600.00	000100	61.7		650.00	024800	90.6
	750.00	000100	18.2		650.00	069200	100.7
Wtd. Avg. Base & Total Tons	614.91		103.6		900.00	000100	48.1
Muscat Orange	625.00	056900	18.3		1,200.00	022900	48.9
Wtd. Avg. Base & Total Tons	625.00		18.3	Wtd. Avg. Base & Total Tons	642.03		570.8
Pinot Gris *	500.00	017000	180.7	White Riesling *	625.00	013100	127.8
	550.00	000100	26.0		650.00	000100	11.9
	550.00	001700	443.4		650.00	017000	234.7
	550.00	013100	1,028.9		775.00	024500	58.5
	550.00	013400	198.7	Wtd. Avg. Base & Total Tons	659.51		432.9
	550.00	015700	698.1	Other White b/	600.00	021000	3.3
	600.00	000100	2,225.3	Wtd. Avg. Base & Total Tons	600.00		3.3
	600.00	017000	3,461.5	WINE GRAPES (RED)			
	600.00	039700	2,002.7	Alicante Bouschet *	1,000.00	000100	48.4
	600.00	039705	157.7	Wtd. Avg. Base & Total Tons	1,000.00		48.4
	600.00	040300	39.9	Cabernet Franc	800.00	000100	2.3
	600.00	041700	445.3		1,300.00	000100	1.0
	600.00	042300	632.6	Wtd. Avg. Base & Total Tons	951.52		3.3
	600.00	054300	320.0	Cabernet Sauvignon	125.00	022600	221.6
	650.00	015700	1,175.4		500.00	022900	271.7
	750.00	015900	359.4		550.00	000100	432.0
	775.00	024500	62.9		550.00	052500	587.9
	850.00	000100	114.5		800.00	000100	348.4
	900.00	000100	501.3	Wtd. Avg. Base & Total Tons	538.90		1,861.6
	1,150.00	000100	26.9	Gamay (Napa) *	400.00	000100	199.6
Wtd. Avg. Base & Total Tons	612.74		14,101.2	Wtd. Avg. Base & Total Tons	400.00		199.6
Sauvignon Blanc	125.00	000100	123.3	Grenache *	500.00	000100	26.3
	300.00	046000	75.2		850.00	009000	132.4
	350.00	000100	44.6		1,000.00	000100	22.0
	350.00	042400	126.7	Wtd. Avg. Base & Total Tons	817.32		180.7
	450.00	000100	8.9	Merlot	110.00	000100	1,182.6
	450.00	019100	89.3		202.00	000100	145.4
	450.00	038700	374.9		450.00	000100	75.0
	450.00	042400	2,695.3		450.00	017200	199.3
	459.00	042400	147.4		450.00	052500	237.9
	493.63	001900	351.7				
	500.00	000100	330.8				
	500.00	002600	198.1				
	500.00	013200	230.9				
	500.00	017000	2,756.8				
	500.00	039700	1,329.6				
	500.00	040600	235.4				
	500.00	042400	2,039.3				
	550.00	000100	47.8				
	550.00	040600	2,302.2				
	725.00	009500	19.4				

TABLE 8: BASE PRICE PAID TO GROWERS FOR GRAPES CRUSHED AND DELIVERED TO CALIFORNIA PROCESSORS FROM THE 2006 CROP WITH BRIX FACTORS AND PURCHASED TONNAGE, BY TYPE, VARIETY, REPORTING DISTRICT WHERE GROWN, AND WEIGHTED AVERAGE BASE PRICE.

District, Type, and Variety	Base Price Per Ton	Brix Factors	Tons
	Dollars	Code a/	

DISTRICT 17 (Cont'd.)

Merlot (Cont'd.)	500.00	017000	368.7
	550.00	000100	1,322.8
	550.00	017000	1,186.4
	550.00	022900	137.8
	550.00	052500	350.5
	568.91	002600	117.0
	575.00	017000	240.0
	593.50	022600	106.7
	700.00	017000	533.8
	700.00	024500	6.4
	713.05	000100	2,693.2
	730.30	000100	493.3
	1,000.00	000100	7.8
Wtd. Avg. Base & Total Tons	548.39		9,404.6
Petite Sirah	300.00	017800	112.8
	600.00	000100	84.4
	620.00	000100	370.4
	800.00	000100	492.5
	805.89	000100	602.6
	808.00	000100	39.1
	850.00	000100	5.0
	900.00	000100	193.8
	1,100.00	000100	21.4
	1,100.00	017800	24.7
	1,200.00	000100	34.9
	1,200.00	001900	5.4
	1,200.00	024800	1.0
	1,200.00	025100	11.9
	1,250.00	000100	2.0
	1,300.00	000100	3.0
	1,500.00	029300	6.0
	1,559.02	017200	341.6
Wtd. Avg. Base & Total Tons	878.44		2,352.5
Pinot Noir	600.00	000100	805.7
	650.00	000100	2,412.5
	800.00	027600	19.5
	1,000.00	000100	22.1
	2,500.00	056900	54.2
	4,000.00	018000	2.6
Wtd. Avg. Base & Total Tons	673.93		3,316.6

District, Type, and Variety	Base Price Per Ton	Brix Factors	Tons
	Dollars	Code a/	

Sangiovese *	350.00	000100	17.6
Wtd. Avg. Base & Total Tons	350.00		17.6
Syrah *	450.00	056900	204.6
	600.00	000100	612.2
	731.50	017200	113.6
	831.50	017400	334.9
	875.00	027600	36.8
	1,000.00	000100	24.6
Wtd. Avg. Base & Total Tons	661.61		1,326.7
Tempranillo *	1,000.00	000100	2.1
	1,000.00	021500	1.0
Wtd. Avg. Base & Total Tons	1,000.00		3.1
Zinfandel *	250.00	007600	86.6
	300.00	000900	114.3
	350.00	000100	595.0
	350.00	000900	265.0
	350.00	033800	210.8
	384.48	007600	482.0
	400.00	000100	399.3
	500.00	006100	463.4
Wtd. Avg. Base & Total Tons	385.06		2,616.4

* Synonyms for variety names are shown on Page 5.
a/ See code descriptions in Table 8 - Supplement: 2006 Brix Adjustment Factors.
b/ Other categories include minor and mixed varieties.
c/ Price basis per Degree Brix.
d/ Price per Degree Brix not included in weighted average base price.
e/ All prices based on per Degree Brix.

TABLE 8 - SUPPLEMENT: 2006 BRIX ADJUSTMENT FACTORS

The following Brix adjustment factors are on a per degree Brix basis and are normally calculated to a tenth of a degree, and are cumulative unless otherwise indicated. Most processors, however, indicate maximum and/or minimum Brix acceptance limits. Grapes testing above or below these limits may be subject to price renegotiation, acceptance for use other than for table wine, or rejection by the processors. Discounts for high sugar apply to both base price and bonus unless otherwise stated. There are factors other than Brix, such as material other than grapes (MOG), defects, weight loss in late harvest grapes, and sugar/acid ratios that affect grape prices. These were not considered in this presentation, unless otherwise stated, but were considered in arriving at weighted average prices.

<u>Category</u>	<u>Code</u>	<u>Description</u>	<u>Category</u>	<u>Code</u>	<u>Description</u>
PREMIUM	000100	No max. or min.	009640	009640	Acceptable limits 19.5-20
OR PEN	000200	Min. acceptance 10	009650	009650	Acceptable limits 19.5-20.5
	000300	Min. acceptance 15	009670	009670	Acceptable limits 19.5-21
	000400	Min. acceptance 16	010100	010100	Acceptable limits 19.5-23.5
	000600	Min. acceptance 17	010500	010500	Acceptable limits 19.8-21
	000700	Min. acceptance 17.5	010600	010600	Acceptable limits 20-21
	000800	Min. acceptance 18	010650	010650	Acceptable limits 20-21.5
	000900	Min. acceptance 18.5	010690	010690	Acceptable limits 20-21.9
	001000	Min. acceptance 19	010700	010700	Acceptable limits 20-22
	001300	Min. acceptance 19.5	010800	010800	Acceptable limits 20-22.5
	001400	Min. acceptance 20	010900	010900	Acceptable limits 20-23
	001600	Min. acceptance 20.5	011000	011000	Acceptable limits 20-23.5
	001700	Min. acceptance 21	011100	011100	Acceptable limits 20-24
	001800	Min. acceptance 21.5	011200	011200	Acceptable limits 20-24.5
	001900	Min. acceptance 22	011300	011300	Acceptable limits 20-25
	002000	Min. acceptance 22.5	011350	011350	Acceptable limits 20-25.5
	002100	Min. acceptance 22.8	011400	011400	Acceptable limits 20-26
	002200	Min. acceptance 23	011500	011500	Acceptable limits 20-27
	002300	Min. acceptance 23.5	011600	011600	Acceptable limits 20-28
	002500	Min. acceptance 23.8	011800	011800	Acceptable limits 20-30
	002600	Min. acceptance 24	012100	012100	Acceptable limits 20.4-23.4
	002800	Min. acceptance 24.4	012175	012175	Acceptable limits 20.5-21.5
	003100	Min. acceptance 25	012200	012200	Acceptable limits 20.5-22
	003200	Min. acceptance 26	012300	012300	Acceptable limits 20.5-22.5
	003300	Min. acceptance 26.5	012400	012400	Acceptable limits 20.5-23
	003500	Min. acceptance 28	012900	012900	Acceptable limits 21-22
	003650	Min. acceptance 30	013000	013000	Acceptable limits 21-22.5
	003700	Min. acceptance 32	013100	013100	Acceptable limits 21-23
	003850	Max. acceptance 22.5	013200	013200	Acceptable limits 21-23.5
	003900	Max. acceptance 23	013300	013300	Acceptable limits 21-23.9
	004050	Max. acceptance 24	013400	013400	Acceptable limits 21-24
	004200	Max. acceptance 25	013500	013500	Acceptable limits 21-24.5
	004210	Max. acceptance 26	013600	013600	Acceptable limits 21-25
	004270	Max. acceptance 30	013700	013700	Acceptable limits 21-25.5
	004450	Acceptable limits 13.5-24.5	013800	013800	Acceptable limits 21-26
	004920	Acceptable limits 15-20	014000	014000	Acceptable limits 21-27
	004930	Acceptable limits 15-21	014100	014100	Acceptable limits 21-28
	005000	Acceptable limits 15-30	014400	014400	Acceptable limits 21-29
	005300	Acceptable limits 16-17	014500	014500	Acceptable limits 21-30
	005320	Acceptable limits 16-17.5	014550	014550	Acceptable limits 21-31
	005350	Acceptable limits 16-18	015120	015120	Acceptable limits 21.4-24.5
	005400	Acceptable limits 16-19	015150	015150	Acceptable limits 21.5-22
	005600	Acceptable limits 16-20	015200	015200	Acceptable limits 21.5-22.5
	005750	Acceptable limits 16-23	015300	015300	Acceptable limits 21.5-23
	005810	Acceptable limits 16-28	015500	015500	Acceptable limits 21.5-23.5
	006100	Acceptable limits 16.5-22	015700	015700	Acceptable limits 21.5-24
	006250	Acceptable limits 17-18	015800	015800	Acceptable limits 21.5-24.5
	006300	Acceptable limits 17-19	015900	015900	Acceptable limits 21.5-25
	006400	Acceptable limits 17-20	016000	016000	Acceptable limits 21.5-25.5
	006500	Acceptable limits 17-21	016100	016100	Acceptable limits 21.5-26
	006700	Acceptable limits 17-22.5	016300	016300	Acceptable limits 21.5-27
	006800	Acceptable limits 17-23	016500	016500	Acceptable limits 21.7-23.2
	007050	Acceptable limits 17.5-19	016630	016630	Acceptable limits 21.8-22.6
	007100	Acceptable limits 17.5-20	016800	016800	Acceptable limits 22-23
	007200	Acceptable limits 17.5-22	016900	016900	Acceptable limits 22-23.5
	007400	Acceptable limits 17.9-19.3	017000	017000	Acceptable limits 22-24
	007500	Acceptable limits 18-19	017100	017100	Acceptable limits 22-24.5
	007600	Acceptable limits 18-20	017200	017200	Acceptable limits 22-25
	007650	Acceptable limits 18-20.5	017300	017300	Acceptable limits 22-25.5
	007800	Acceptable limits 18-21	017400	017400	Acceptable limits 22-26
	007900	Acceptable limits 18-22	017500	017500	Acceptable limits 22-26.5
	008000	Acceptable limits 18-23	017600	017600	Acceptable limits 22-27
	008100	Acceptable limits 18-24	017800	017800	Acceptable limits 22-28
	008200	Acceptable limits 18-25	017900	017900	Acceptable limits 22-29
	008400	Acceptable limits 18.5-20.5	018000	018000	Acceptable limits 22-30
	008620	Acceptable limits 18.5-22.5	018370	018370	Acceptable limits 22.2-24
	008700	Acceptable limits 18.5-23.5	018700	018700	Acceptable limits 22.5-23
	008800	Acceptable limits 18-32	018800	018800	Acceptable limits 22.5-23.5
	008900	Acceptable limits 19-20	018900	018900	Acceptable limits 22.5-24
	008950	Acceptable limits 19-20.5	019000	019000	Acceptable limits 22.5-24.5
	009000	Acceptable limits 19-21	019100	019100	Acceptable limits 22.5-25
	009050	Acceptable limits 19-21.5	019200	019200	Acceptable limits 22.5-25.5
	009100	Acceptable limits 19-22	019300	019300	Acceptable limits 22.5-26
	009150	Acceptable limits 19-22.4	019400	019400	Acceptable limits 22.5-26.5
	009300	Acceptable limits 19-23	019500	019500	Acceptable limits 22.5-27
	009400	Acceptable limits 19-24	019600	019600	Acceptable limits 22.5-28
	009500	Acceptable limits 19-25	019625	019625	Acceptable limits 22.5-28.5
	009550	Acceptable limits 19-30	020050	020050	Acceptable limits 22.8-23.8

TABLE 8 - SUPPLEMENT: 2006 BRIX ADJUSTMENT FACTORS

The following Brix adjustment factors are on a per degree Brix basis and are normally calculated to a tenth of a degree, and are cumulative unless otherwise indicated. Most processors, however, indicate maximum and/or minimum Brix acceptance limits. Grapes testing above or below these limits may be subject to price renegotiation, acceptance for use other than for table wine, or rejection by the processors. Discounts for high sugar apply to both base price and bonus unless otherwise stated. There are factors other than Brix, such as material other than grapes (MOG), defects, weight loss in late harvest grapes, and sugar/acid ratios that affect grape prices. These were not considered in this presentation, unless otherwise stated, but were considered in arriving at weighted average prices.

Category	Code	Description	Category	Code	Description
PREMIUM OR PEN (Cont'd.)	020100	Acceptable limits 22.8-24		029125	Acceptable limits 26-28
	020200	Acceptable limits 22.8-25		029200	Acceptable limits 26-29
	020300	Acceptable limits 22.8-25.5		029300	Acceptable limits 26-30
	020400	Acceptable limits 22.8-26		029500	Acceptable limits 26-32
	020450	Acceptable limits 22.9-24.9		029610	Acceptable limits 26-36
	020500	Acceptable limits 23-23.5		029650	Acceptable limits 26-45
	020600	Acceptable limits 23-24		029710	Acceptable limits 26.5-27
	020700	Acceptable limits 23-24.5		029780	Acceptable limits 27-28
	020800	Acceptable limits 23-25		029800	Acceptable limits 27-29
	020900	Acceptable limits 23-25.5		029900	Acceptable limits 27-30
	021000	Acceptable limits 23-26		030060	Acceptable limits 27-40
	021100	Acceptable limits 23-26.5		030350	Acceptable limits 28-30
	021200	Acceptable limits 23-27		030400	Acceptable limits 28-32
	021500	Acceptable limits 23-28		030600	Acceptable limits 28-35
	021600	Acceptable limits 23-29		030610	Acceptable limits 28-36
	021750	Acceptable limits 23-29.6		030630	Acceptable limits 28-38
	021800	Acceptable limits 23-30		030635	Acceptable limits 28-39
	022000	Acceptable limits 23-35		030650	Acceptable limits 28.5-40
	022100	Acceptable limits 23-36		030700	Acceptable limits 29-35
	022500	Acceptable limits 23.5-24		030940	Acceptable limits 30-40
	022600	Acceptable limits 23.5-24.5		030950	Acceptable limits 30-50
	022700	Acceptable limits 23.5-25		031400	Acceptable limits 32-40
	022800	Acceptable limits 23.5-25.5		031450	Acceptable limits 33-36
	022820	Acceptable limits 23.5-25.6		031560	Acceptable limits 34-55
	022850	Acceptable limits 23.5-25.8		031580	Acceptable limits 35-38
	022900	Acceptable limits 23.5-26		031600	Acceptable limits 35-40
	023000	Acceptable limits 23.5-26.5		032100	Acceptable limits 45-55
	023100	Acceptable limits 23.5-27		032200	Per degree brix
	023200	Acceptable limits 23.5-27.5	SPECIAL	032250	Per degree brix, max. 20
	023400	Acceptable limits 23.5-28	CLASS	032500	Per degree brix, max. 23
	023500	Acceptable limits 23.5-28.5	15 BRIX	032600	No premium; -10% below
	023700	Acceptable limits 23.5-30	16 BRIX	032800	No premium; -10% below
	023750	Acceptable limits 23.7-25.3		032900	No premium; -10%, min. 15
	023760	Acceptable limits 23.7-25.4		033000	No premium; -15% below
	023770	Acceptable limits 23.7-25.7		033100	No premium; -15%, min. 15
	023890	Acceptable limits 23.8-25.2		033200	No premium; -15% below, acceptable limits 15-30
	024000	Acceptable limits 23.8-25.5		033260	No premium; -20% below
	024020	Acceptable limits 23.8-25.8	16.5 BRIX	033600	No premium; -10% below
	024300	Acceptable limits 24-25		033650	-10% below, +10% above to 18, min. 15
	024400	Acceptable limits 24-25.5		033700	+15% max 18, -15% below
	024500	Acceptable limits 24-26	17 BRIX	033800	No premium; -10% below
	024600	Acceptable limits 24-26.5		033950	No premium; -20% below
	024800	Acceptable limits 24-27		033970	-\$15 below, +\$15 above
	025000	Acceptable limits 24-27.5	17.5 BRIX	034120	No premium; -10% below
	025050	Acceptable limits 24-27.7		034140	-\$15 below, +\$15 above
	025100	Acceptable limits 24-28	18 BRIX	034600	No premium; -10% below
	025300	Acceptable limits 24-29		034950	No premium; -20% below
	025400	Acceptable limits 24-30	18-20 BRIX	035000	No premium; -10% below, min 17
	025430	Acceptable limits 24-31		035100	No premium; -10% below, acceptable limits 17-20
	025650	Acceptable limits 24-40		035250	No premium; -15% below, min. 17
	026000	Acceptable limits 24.2-24.4	19 BRIX	035400	No premium; -15% above, max. 21
	026110	Acceptable limits 24.2-25.2		036700	No premium; -5%
	026130	Acceptable limits 24.2-26.5		036800	No premium; -10% below
	026400	Acceptable limits 24.5-25	19.5-20.5 BRIX	037900	No premium; -15% below, acceptable limits 19-23
	026500	Acceptable limits 24.5-25.5		038110	-10% below, +10% above, acceptable limits 19-21.5
	026700	Acceptable limits 24.5-26		038120	+15% above, acceptable limits 18-21
	026800	Acceptable limits 24.5-26.5		038130	No premium; -15% above, acceptable limits 18-21
	026900	Acceptable limits 24.5-27	20 BRIX	038300	No premium; -5% below
	027000	Acceptable limits 24.5-27.5		038700	No premium; -10% below
	027100	Acceptable limits 24.5-28		039300	No premium; -15%, min. 19
	027230	Acceptable limits 24.6-27.8		039400	No premium; -15% below, acceptable 19-23
	027300	Acceptable limits 24.8-27		039500	+15% to 21, -15% below, acceptable limits 19-23
	027475	Acceptable limits 25-25.5		039600	+15% to 21, -15% below, acceptable limits 19-23.5
	027500	Acceptable limits 25-26		039670	-\$15 below, +\$15 above
	027560	Acceptable limits 25-26.5	20-21 BRIX	039700	No premium; -15% below, acceptable limits 20-22.5
	027600	Acceptable limits 25-27		039705	No premium; -15% below, acceptable limits 20-23
	027800	Acceptable limits 25-28	20-22 BRIX	039795	No premium; -10% above or below
	028000	Acceptable limits 25-29	20.5 BRIX	040300	No premium; -10% below
	028100	Acceptable limits 25-30		040450	No premium; -20% below
	028200	Acceptable limits 25-31		040470	-\$15 below, +\$15 above
	028300	Acceptable limits 25-32	20.5-21.5 BRIX	040600	No premium; -15% below, acceptable limits 20-22.5
	028400	Acceptable limits 25-35		040700	No premium; -15% below, acceptable limits 20-23
	028450	Acceptable limits 25-36	21 BRIX	041500	No premium; -5% below
	028700	Acceptable limits 25.5-26		041700	No premium; -10% below
	028750	Acceptable limits 25.5-26.5		041800	No premium; -10%, min. 19
	028800	Acceptable limits 25.5-27		042200	No premium; -15% below
	028820	Acceptable limits 25.5-27.5		042300	No premium; -15% below, acceptable limits 20-23
	029050	Acceptable limits 26-27			

TABLE 8 - SUPPLEMENT: 2006 BRIX ADJUSTMENT FACTORS

The following Brix adjustment factors are on a per degree Brix basis and are normally calculated to a tenth of a degree, and are cumulative unless otherwise indicated. Most processors, however, indicate maximum and/or minimum Brix acceptance limits. Grapes testing above or below these limits may be subject to price renegotiation, acceptance for use other than for table wine, or rejection by the processors. Discounts for high sugar apply to both base price and bonus unless otherwise stated. There are factors other than Brix, such as material other than grapes (MOG), defects, weight loss in late harvest grapes, and sugar/acid ratios that affect grape prices. These were not considered in this presentation, unless otherwise stated, but were considered in arriving at weighted average prices.

Category	Code	Description	Category	Code	Description
21 BRIX (Cont'd.)	042350	No premium; -15% below, acceptable limits 20-23.5	23.5 BRIX	061300	No premium; -10% below
	042400	No premium; -15% below, acceptable limits 20-24		061600	No premium; -10% below, acceptable limits 22.5-25
	042410	No premium; -15% below, acceptable limits 20-30		061900	No premium; -10% below, acceptable limits 23-26
	042415	No premium; -20% below		062000	No premium; -10% below, acceptable limits 23-28
	042430	-\$15 below, +\$15 above		062330	-10% below, min 22.5; +10% above to 24.5
21-23 BRIX	042800	No premium; -10% below, acceptable limits 20.5-23		062400	No premium; -15% below
	043030	No premium; -20% above or below, acceptable limits 21-23		062410	No premium; -20% below
				062440	-\$15 below, +\$15 above
21-24 BRIX	043250	No premium; -10% above or below, min. 20		062450	-\$40 below, +\$40 above
21.5 BRIX	043900	No premium; -10% below	23.5-24.5 BRIX	062900	No premium; -15% below, acceptable limits 23-24.5
	044230	No premium; -20% below	23.5-25 BRIX	063500	+1% for each tenth above 25
21.5-23.5 BRIX	044900	No premium; -15% below, acceptable limits 21-23.5	23.5-25.5 BRIX	064140	No premium; -20% below, acceptable limits 23.5-25.5
22 BRIX	045600	No premium; -5% below		064250	No premium; -15% above or below
	046000	No premium; -10% below		064330	+\$28 above
	046200	No premium; -10%, min. 21	23.5-26.5 BRIX	064505	No premium; -20% above or below, acceptable limits 23.5-27
	046300	No premium; -10%, min. 21.5			
	046400	No premium; -10% below, acceptable limits 21-24	24 BRIX	064800	No premium; -10% below
	046450	No premium; -10% below, acceptable limits 21-25		064960	No premium; -10% below, acceptable limits 23-25
	046500	No premium; -10% below, acceptable limits 21-30		064970	No premium; -10% below, acceptable limits 23-26
	046800	No premium; -10% below, acceptable limits 21.5-30		065000	No premium; -10% below, acceptable limits 23.5-25
	046900	No premium; -15% below		065100	No premium; -10% below, acceptable limits 23.5-25.5
	047000	No premium; -15%, min. 21		065200	No premium; -10% below, acceptable limits 23.5-26
	047200	No premium; -15% below, acceptable limits 21-23.5		065500	No premium; -10% below, acceptable limits 23.5-27.5
	047300	No premium; -15% below, acceptable limits 21-24		065650	No premium; -10% below, acceptable limits 24-26
	047500	No premium; -15% below, acceptable limits 21.5-24		065800	No premium; -15% below, acceptable limits 23-25.5
	047600	No premium; -15% below, acceptable limits 21.5-30		066000	No premium; -15% below
	047800	No premium; -20% below, acceptable limits 21-23.5		066110	No premium; -20% below
	048000	No premium; -25% below, acceptable limits 21-23.5		066112	No premium; -27% below
	048130	-\$15 below, +\$15 above		066114	No premium; -30% below
	048150	-\$30 below, +\$30 above		066117	+3% above, acceptable limits 23.5-26
22-23 BRIX	048300	No premium; -15% below	24-25 BRIX	066700	No premium; -15% below, min. 23.5
	048400	No premium; -15% below, min 21.5	24-26 BRIX	067500	No premium; -10%, min. 23
22-24 BRIX	049000	No premium; -10% above or below		067900	No premium; -10% above or below
22.5 BRIX	052500	No premium; -10% below	24-27 BRIX	067960	No premium; -10% above
	052900	No premium; -10% below, acceptable limits 21.5-24.5	24-28 BRIX	067990	No premium; -10% above
	052950	No premium; -10% below, acceptable limits 21.5-26.5		067995	No premium; -15% above or below
	053000	No premium; -10% below, acceptable limits 22-24.5	24.5 BRIX	068300	No premium; -10% below
	053100	No premium; -10% below, acceptable limits 22-25		068650	No premium; -10% below, acceptable limits 23.5-25.5
	053200	No premium; -10% below, acceptable limits 22-25.5		068660	No premium; -10% below, acceptable limits 23.6-25.5
	053300	No premium; -10% below, acceptable limits 22-26		069050	No premium; -20% below
	053350	No premium; -10% below, acceptable limits 22-26.5		069200	+5% to 26.5, -15% below, min. 24
	053390	No premium; -10% below, acceptable limits 22-27	24.5-25.5 BRIX	069260	No premium; -15% below, min 24
	053600	+10% to 23.5, -10% below, acceptable limits 21.5-24.5	24.5-26 BRIX	067920	+\$180 per ton above
	053900	No premium; -15%, min. 21.5	24.5-26.5 BRIX	069470	No premium; -15% above or below, min. 23.5 max 27.5
	054100	No premium; -15% below, acceptable limits 21-24			
	054200	No premium; -15% below, acceptable limits 21.5-24		069475	No premium; -15% below, min. 24
	054300	No premium; -15% below, acceptable limits 22-24		069800	No premium; -10% below
	054400	No premium; -15% below, acceptable limits 22-24.5	25 BRIX	070100	No premium; -10% below, acceptable limits 23.5-26.5
	054430	No premium; -20% below		070200	No premium; -10% below, acceptable limits 23.5-27.5
	054450	No premium; -30% below		070220	No premium; -10% below, acceptable limits 24-27
	054470	-\$15 below, +\$15 above		070235	+10% above, acceptable limits 23-30
22.5-24.5 BRIX	055000	No premium; -20% above or below		070250	+\$100 above, acceptable limits 23-28
22.5-25 BRIX	055375	No premium; -10% below 23.5	25-26 BRIX	070400	No premium; -15% below, min. 24
22.5-27 BRIX	055950	No premium; -10% below, acceptable limits 22-27		070410	No premium; -15% below, min. 24.5
23 BRIX	056700	No premium; -5% below	25-27 BRIX	070440	No premium; -3.5% below
	056900	No premium; -10% below	25-28 BRIX	070460	+0.5% above
	057600	No premium; -10% below, acceptable limits 22-26	25-30	070465	No premium; -5% below, acceptable limits 24-30
	057700	No premium; -10% below, acceptable limits 22.5-25		070470	No premium; -8% below, acceptable limits 24-30
	057800	No premium; -10% below, acceptable limits 22.5-25.5		070480	+0.5% above
	058000	No premium; -10% below, acceptable limits 22.5-27	25.5 BRIX	070525	No premium; -10% above or below, acceptable limits 23-26
	058100	No premium; -10% below, acceptable limits 22.5-28			
	058630	No premium; -20% below		070540	No premium; -20% below
	058650	No premium; -30% below	26 BRIX	070545	No premium; -10% below
	058670	-\$30 below, +\$30 above	26.5 BRIX	070555	No premium; -10% below
23-25 BRIX	059700	No premium; -10% below		070580	+5% above
	060140	No premium; -12% below	27 BRIX	070608	No premium; -10% below
	060200	No premium; -15% below	27-27.9 BRIX	070660	+\$100.00 per ton, acceptable limits 22-28
23-25.5 BRIX	060440	-10% below, +10% above	28-29 BRIX	070750	+\$100 per ton, acceptable limits 22-28
23-26 BRIX	060500	No premium; -10% below			
	060740	+10% above or below			
23-26.5 BRIX	060810	No premium; -20% above or below			

**TABLE 9: TONS OF GRAPES CRUSHED TO GROWERS' ACCOUNTS BY CALIFORNIA PROCESSORS
FROM THE 2006 CROP BY TYPE, VARIETY, AND REPORTING DISTRICT WHERE GROWN, WITH COMPARISONS**

Type and Variety	1	2	3	4	5	6	7	8	9	10
	Tons									
RAISIN GRAPES:										
Thompson Seedless	0.0	0.0	0.0	0.0	0.0	0.0	0.0	0.0	0.0	0.0
Total Raisin	0.0	0.0	0.0	0.0	0.0	0.0	0.0	0.0	0.0	0.0
WINE GRAPES (WHITE):										
Chardonnay *	3,392.2	222.0	920.6	727.1	152.2	639.5	1,523.7	1,560.9	11.3	15.2
Chenin Blanc	0.0	0.0	0.0	8.6	0.0	0.0	0.0	0.0	0.0	0.0
Cortese	0.0	0.0	0.4	0.0	0.0	0.0	0.0	0.0	0.0	0.0
Gewurztraminer	0.0	0.0	15.2	0.0	0.0	0.0	0.0	0.0	0.0	0.0
Gray Riesling *	0.0	0.0	9.4	0.0	0.0	0.0	0.0	0.0	0.0	0.0
Grenache Blanc	0.0	0.0	0.0	0.0	0.0	0.0	0.0	0.0	0.6	0.0
Marsanne	0.0	0.0	0.0	0.0	0.0	0.0	1.0	0.0	0.2	0.0
Muscat Blanc *	5.7	42.9	4.5	0.0	0.0	0.0	0.0	38.6	0.0	0.0
Muscat Orange	0.0	0.0	0.0	0.0	0.0	0.0	0.0	0.0	0.0	0.0
Pinot Blanc	25.1	0.0	25.8	0.0	0.0	0.0	0.0	0.0	0.0	0.0
Pinot Gris *	27.1	0.0	14.9	5.6	0.5	6.0	0.0	49.4	0.0	11.6
Roussanne	0.0	0.0	0.0	0.0	0.0	0.0	0.0	1.1	1.0	1.7
Sauvignon Blanc	368.8	1,465.6	49.4	82.2	71.7	141.0	40.2	592.2	0.0	13.9
Sauvignon Musque	0.0	0.0	0.0	0.0	0.0	0.0	0.0	0.0	0.0	0.0
Sauvignon Vert *	0.0	0.0	0.0	4.3	0.0	0.0	0.0	0.0	0.0	0.0
Semillon	0.0	0.0	0.5	0.0	0.0	0.0	0.0	0.0	0.0	0.0
Viognier	0.0	0.0	0.1	3.8	42.7	126.0	0.0	22.2	9.4	11.7
White Riesling *	61.6	0.0	0.0	0.0	0.0	0.0	0.0	0.0	0.0	0.0
Other White 1/	0.7	0.0	0.1	0.0	0.0	0.0	0.7	0.0	0.0	0.0
Total White	3,881.2	1,730.5	1,040.9	831.6	267.1	912.5	1,565.6	2,264.4	22.5	54.1
WINE GRAPES (RED):										
Aglianico	0.0	0.0	0.0	0.0	0.0	0.0	0.0	0.0	0.0	0.0
Alicante Bouschet *	0.0	0.0	0.3	0.0	0.0	0.0	0.0	0.0	0.0	0.0
Barbera	107.8	0.0	0.0	15.2	0.0	9.5	0.0	18.3	0.0	57.2
Blaufraenkisch *	0.0	0.0	0.6	0.0	0.0	0.0	0.0	0.0	0.0	0.0
Cabernet Franc	4.7	52.1	111.9	147.9	0.0	4.5	15.0	113.0	0.0	42.0
Cabernet Sauvignon	1,060.8	3,213.1	1,169.3	3,128.6	124.4	651.2	1,386.4	8,144.0	8.7	139.8
Carignane	51.2	0.0	2.1	0.0	0.0	0.0	0.0	0.0	0.0	0.0
Carmenere	0.0	0.0	0.9	0.0	0.0	0.0	0.0	0.0	0.0	0.0
Charbono	0.0	0.0	0.0	10.0	0.0	8.0	0.0	0.0	0.0	0.0
Cinsaut *	0.0	0.0	0.0	0.0	0.0	0.0	0.0	0.0	0.0	0.0
Counoise	0.0	0.0	0.0	0.0	0.0	0.0	0.0	0.0	0.0	0.0
Dolcetto	2.7	0.0	0.4	0.0	0.0	0.0	0.0	2.5	0.0	0.0
Domfelder	0.0	0.0	0.0	0.0	0.0	0.0	0.0	0.0	0.0	0.0
Early Burgundy	1.5	0.0	0.0	0.0	0.0	0.0	0.0	0.0	0.0	0.0
Freisa	0.0	0.0	0.0	0.0	0.0	0.0	0.0	0.0	0.0	0.0
Gamay (Napa) *	0.0	0.0	0.0	0.0	0.0	0.0	0.0	0.0	0.0	0.0
Gamay Beaujolais	0.0	0.0	0.0	0.0	0.0	0.0	0.0	0.0	0.0	0.0
Graciano	0.0	0.0	0.0	0.0	0.0	0.0	0.0	0.0	0.0	0.5
Grenache *	0.0	2.2	22.7	3.7	0.0	0.0	9.4	38.0	0.9	3.0
Lagrein	0.0	0.0	0.0	0.0	0.0	0.0	0.0	0.0	0.0	0.0
Malbec	0.0	13.8	22.4	38.5	0.9	4.5	184.4	63.8	0.0	0.4
Mataro *	0.0	0.0	0.0	7.7	0.0	2.8	0.0	5.3	1.1	0.0
Merlot	535.2	121.5	933.8	2,147.1	16.9	173.6	601.6	3,417.7	12.8	82.1
Meunier *	0.0	0.0	0.0	0.0	0.0	0.0	0.0	0.0	0.0	0.0
Mission	0.0	0.0	0.0	0.0	0.0	0.0	0.0	0.0	0.0	0.0
Nebbiolo	0.0	0.0	0.0	0.0	0.0	0.3	0.0	0.0	0.0	0.0
Petit Verdot	3.0	31.8	3.7	66.8	0.0	16.4	0.0	114.2	0.0	5.2
Petite Sirah	139.6	47.4	38.2	44.9	26.1	40.5	3.7	618.6	0.0	35.8
Pinot Noir	2,004.2	0.0	793.1	132.2	4.1	11.7	268.6	651.9	2.6	5.0
Pinotage	0.0	0.0	11.4	0.0	0.0	0.0	0.0	0.0	0.0	0.0
Refosco *	0.0	0.0	0.0	0.0	0.0	0.0	0.0	0.0	0.0	0.0
Rubired *	0.0	0.0	0.0	0.0	0.0	0.0	0.0	0.0	0.0	0.0
Ruby Cabernet	0.0	0.0	0.0	0.0	0.0	0.0	0.0	0.0	0.0	0.0
Sangiovese *	96.2	0.0	29.3	60.4	0.0	8.9	2.9	39.2	0.0	26.8
Souzao	0.0	0.0	0.0	0.0	0.0	0.0	0.0	0.0	0.0	0.0
Syrah *	31.4	69.3	221.7	204.9	7.7	167.5	685.3	3,109.5	72.1	160.2
Tannat	0.0	0.0	0.0	0.0	0.0	0.0	0.0	0.5	0.0	0.0
Tempranillo *	0.0	13.6	0.0	0.0	0.0	0.3	13.4	19.5	5.7	4.3
Teroldego	0.0	0.0	0.0	0.0	0.0	1.7	0.0	0.0	0.0	0.0
Tinta Cao	0.0	0.0	0.0	0.0	0.0	0.0	1.2	0.0	0.0	0.0
Touriga Francesca	0.0	0.0	0.0	0.0	0.0	0.0	1.1	0.0	0.0	0.0
Touriga Nacional *	0.0	0.0	0.0	0.0	0.0	1.6	4.4	0.0	0.0	0.0
Zinfandel *	568.8	1.4	373.2	72.9	2.9	60.3	9.3	616.2	0.0	123.6
Other Red 1/	0.0	0.0	3.0	3.9	0.0	0.5	0.0	0.0	0.0	5.8
Total Red	4,607.1	3,566.2	3,738.0	6,084.7	183.0	1,163.8	3,186.7	16,972.2	103.9	691.7
TOTAL WINE	8,488.3	5,296.7	4,778.9	6,916.3	450.1	2,076.3	4,752.3	19,236.6	126.4	745.8
TOTAL ALL VARIETIES	8,488.3	5,296.7	4,778.9	6,916.3	450.1	2,076.3	4,752.3	19,236.6	126.4	745.8

**TABLE 9: TONS OF GRAPES CRUSHED TO GROWERS' ACCOUNTS BY CALIFORNIA PROCESSORS
FROM THE 2006 CROP BY TYPE, VARIETY, AND REPORTING DISTRICT WHERE GROWN, WITH COMPARISONS**

Type and Variety	11	12	13	14	15	16	17	2006 State Total	2005 State Total
	Tons								
RAISIN GRAPES:									
Thompson Seedless	0.0	0.0	0.0	0.0	0.0	0.0	0.0	0.0	453.0
Total Raisin	0.0	0.0	0.0	0.0	0.0	0.0	0.0	0.0	453.0
WINE GRAPES (WHITE):									
Chardonnay *	35.9	0.0	3.3	0.0	6.3	3.5	698.0	9,911.7	24,058.8
Chenin Blanc	0.0	0.0	0.0	0.0	0.0	0.0	0.0	8.6	76.4
Cortese	0.0	0.0	0.0	0.0	0.0	0.0	0.0	0.4	0.0
Gewurztraminer	0.0	0.0	0.0	0.0	0.0	0.0	0.0	15.2	43.2
Gray Riesling *	0.0	0.0	0.0	0.0	0.0	0.0	0.0	9.4	16.7
Grenache Blanc	0.0	0.0	0.0	0.0	0.0	0.0	0.0	0.6	1.5
Marsanne	0.0	0.0	3.0	0.0	0.0	0.0	0.0	4.2	1.2
Muscat Blanc *	0.0	0.0	1.8	0.0	2.2	0.0	26.1	121.8	14.8
Muscat Orange	0.0	0.0	0.0	0.0	0.0	0.0	14.6	14.6	2.4
Pinot Blanc	0.0	0.0	0.0	0.0	0.0	0.0	0.0	50.9	235.1
Pinot Gris *	142.0	0.0	0.0	0.0	0.0	0.0	218.8	475.9	677.2
Roussanne	4.4	0.0	3.0	0.0	0.0	0.0	0.0	11.2	11.1
Sauvignon Blanc	209.8	51.9	0.0	0.0	0.0	10.3	24.9	3,121.9	2,266.7
Sauvignon Musque	0.0	0.0	0.0	0.0	0.0	0.0	0.0	0.0	92.3
Sauvignon Vert *	0.0	0.0	0.0	0.0	0.0	0.0	0.0	4.3	0.0
Semillon	0.0	0.0	0.0	0.0	0.0	0.0	0.0	0.5	36.7
Viognier	18.9	0.0	3.0	0.0	0.0	0.0	0.0	237.8	391.9
White Riesling *	25.9	0.0	0.0	0.0	0.0	0.0	0.0	87.5	58.1
Other White 1/	0.0	0.0	0.0	0.0	0.0	0.0	0.0	1.5	5.9
Total White	436.9	51.9	14.1	0.0	8.5	13.8	982.4	14,078.0	27,990.0
WINE GRAPES (RED):									
Aglianico	0.0	0.0	0.0	0.0	0.0	0.0	0.0	0.0	4.5
Alicante Bouschet *	0.0	0.0	0.0	0.0	0.0	0.0	63.0	63.3	0.5
Barbera	12.6	0.0	2.0	0.0	0.0	0.0	0.0	222.6	277.3
Blaufraenkisch *	0.0	0.0	0.0	0.0	0.0	0.0	0.0	0.6	0.0
Cabernet Franc	5.0	0.0	0.0	0.0	0.0	12.8	0.0	508.9	630.7
Cabernet Sauvignon	468.6	241.6	0.0	0.0	72.4	105.5	0.0	19,914.4	18,600.5
Carignane	0.7	0.0	0.0	0.0	0.0	0.0	0.0	54.0	113.6
Carmenere	0.0	0.0	0.0	0.0	0.0	0.0	0.0	0.9	0.0
Charbono	2.0	0.0	0.0	0.0	0.0	0.0	0.0	20.0	5.3
Cinsaut *	0.0	0.0	0.0	0.0	0.0	0.0	0.0	0.0	3.2
Counoise	0.0	0.0	0.0	0.0	0.0	0.0	0.0	0.0	1.5
Dolcetto	0.0	0.0	0.0	0.0	0.0	0.0	0.0	5.6	13.1
Dornfelder	0.0	0.0	0.0	0.0	0.0	0.0	0.0	0.0	8.6
Early Burgundy	0.0	0.0	0.0	0.0	0.0	0.0	0.0	1.5	0.0
Freisa	0.0	0.0	0.0	0.0	0.0	0.0	0.0	0.0	0.2
Gamay (Napa) *	0.0	0.0	0.0	0.0	0.0	0.0	0.0	0.0	1.2
Gamay Beaujolais	0.0	0.0	0.0	0.0	0.0	0.0	0.0	0.0	0.2
Graciano	0.0	0.0	0.0	0.0	0.0	0.0	0.0	0.5	5.2
Grenache *	0.0	0.0	6.0	0.0	0.0	0.0	0.0	85.9	148.7
Lagrein	0.0	0.0	0.0	0.0	0.0	0.0	0.0	0.0	0.5
Malbec	0.0	0.0	0.0	0.0	0.0	10.6	0.0	339.3	448.4
Mataro *	12.0	0.0	6.0	0.0	0.0	0.0	0.0	34.9	122.2
Merlot	221.7	0.0	2.9	0.0	11.3	28.7	348.6	8,655.5	8,151.0
Meunier *	0.0	0.0	0.0	0.0	0.0	0.0	0.0	0.0	3.1
Mission	0.0	0.0	0.0	0.0	0.0	0.0	0.0	0.0	3.0
Nebbiolo	0.0	0.0	0.0	0.0	0.0	0.0	0.0	0.3	0.0
Petit Verdot	0.0	0.0	0.0	0.0	0.0	7.1	0.0	248.2	212.5
Petite Sirah	78.2	76.1	0.0	0.0	0.0	0.0	50.2	1,199.3	1,301.6
Pinot Noir	193.1	0.0	0.0	0.0	0.0	0.0	0.0	4,066.5	2,985.0
Pinotage	0.0	0.0	0.0	0.0	0.0	0.0	0.0	11.4	4.2
Refosco *	0.0	0.0	0.0	0.0	0.0	0.0	0.0	0.0	3.0
Rubired *	0.0	0.0	0.0	0.0	0.0	0.0	0.0	0.0	18.9
Ruby Cabernet	0.0	0.0	4.0	0.0	0.0	0.0	0.0	4.0	0.0
Sangiovese *	268.1	0.0	7.0	0.0	10.0	2.0	0.0	550.8	544.4
Souzao	0.0	3.6	0.0	0.0	0.0	0.0	0.0	3.6	2.0
Syrah *	53.5	73.0	65.1	0.0	15.3	40.6	0.0	4,977.1	4,734.7
Tannat	0.0	0.0	0.0	0.0	0.0	0.0	0.0	0.5	2.0
Tempranillo *	0.0	0.0	0.0	0.0	0.0	0.0	0.0	56.8	74.7
Teroldego	0.0	0.0	0.0	0.0	0.0	0.0	0.0	1.7	0.0
Tinta Cao	0.0	0.0	0.0	0.0	0.0	0.0	0.0	1.2	2.3
Touriga Francesca	0.0	0.0	0.0	0.0	0.0	0.0	0.0	1.1	0.5
Touriga Nacional *	0.0	0.0	0.0	0.0	0.0	0.0	0.0	6.0	2.2
Zinfandel *	1,661.2	412.7	0.0	0.0	15.7	16.2	0.0	3,934.4	2,486.5
Other Red 1/	0.0	0.0	0.0	0.0	0.0	0.0	0.0	13.2	69.5
Total Red	2,976.7	807.0	93.0	0.0	124.7	223.5	461.8	44,984.0	40,986.5
TOTAL WINE	3,413.6	858.9	107.1	0.0	133.2	237.3	1,444.2	59,062.0	68,976.5
TOTAL ALL VARIETIES	3,413.6	858.9	107.1	0.0	133.2	237.3	1,444.2	59,062.0	69,429.5

* Synonyms for variety names are shown on Page 5.

1/ Other categories include minor and mixed varieties.

**TABLE 10: WEIGHTED AVERAGE GROWER RETURNS PER TON DELIVERED BASIS NON-RELATED PURCHASE
FOR WINE, CONCENTRATE, JUICE, VINEGAR, AND BEVERAGE BRANDY BY CALIFORNIA PROCESSORS
FROM THE 2006 CROP BY TYPE, VARIETY, AND REPORTING DISTRICT WHERE GROWN, WITH COMPARISONS**

Type and Variety	1	2	3	4	5	6	7	8	9	10
	Dollars									
RAISIN GRAPES:										
Diamond Muscat	0.00	0.00	0.00	0.00	0.00	0.00	0.00	0.00	0.00	0.00
Dovine	0.00	0.00	0.00	0.00	0.00	0.00	0.00	0.00	0.00	0.00
Fiesta	0.00	0.00	0.00	0.00	0.00	0.00	0.00	0.00	0.00	0.00
Selma Pete	0.00	0.00	0.00	0.00	0.00	0.00	0.00	0.00	0.00	0.00
Sultana	0.00	0.00	0.00	0.00	0.00	0.00	0.00	0.00	0.00	0.00
Thompson Seedless	0.00	0.00	0.00	0.00	0.00	0.00	0.00	0.00	0.00	0.00
Other Raisin 1/	0.00	0.00	0.00	0.00	0.00	0.00	0.00	0.00	0.00	0.00
Total Raisin	0.00	0.00	0.00	0.00	0.00	0.00	0.00	0.00	0.00	0.00
TABLE GRAPES:										
Autumn Royal	0.00	0.00	0.00	0.00	0.00	0.00	0.00	0.00	0.00	0.00
Black Emerald	0.00	0.00	0.00	0.00	0.00	0.00	0.00	0.00	0.00	0.00
Black Monukka	0.00	0.00	0.00	0.00	0.00	0.00	0.00	0.00	0.00	0.00
Calmeria	0.00	0.00	0.00	0.00	0.00	0.00	0.00	0.00	0.00	0.00
Christmas Rose	0.00	0.00	0.00	0.00	0.00	0.00	0.00	0.00	0.00	0.00
Crimson Seedless *	0.00	0.00	0.00	0.00	0.00	0.00	0.00	0.00	0.00	0.00
Emerald Seedless *	0.00	0.00	0.00	0.00	0.00	0.00	0.00	0.00	0.00	0.00
Exotic	0.00	0.00	0.00	0.00	0.00	0.00	0.00	0.00	0.00	0.00
Flame Seedless *	0.00	0.00	0.00	0.00	0.00	0.00	0.00	0.00	0.00	0.00
Flame Tokay	0.00	0.00	0.00	0.00	0.00	0.00	0.00	0.00	0.00	0.00
Italia *	0.00	0.00	0.00	0.00	0.00	0.00	0.00	0.00	0.00	0.00
Malaga *	0.00	0.00	0.00	0.00	0.00	0.00	0.00	0.00	0.00	0.00
Marroo Seedless	0.00	0.00	0.00	0.00	0.00	0.00	0.00	0.00	0.00	0.00
Perlette	0.00	0.00	0.00	0.00	0.00	0.00	0.00	0.00	0.00	0.00
Princess *	0.00	0.00	0.00	0.00	0.00	0.00	0.00	0.00	0.00	0.00
Red Globe *	0.00	0.00	0.00	0.00	0.00	0.00	0.00	0.00	0.00	0.00
Ribier	0.00	0.00	0.00	0.00	0.00	0.00	0.00	0.00	0.00	0.00
Ruby Seedless *	0.00	0.00	0.00	0.00	0.00	0.00	0.00	0.00	0.00	0.00
Summer Muscat	0.00	0.00	0.00	0.00	0.00	0.00	0.00	0.00	0.00	0.00
Other Table 1/	0.00	0.00	0.00	0.00	0.00	0.00	0.00	0.00	0.00	0.00
Total Table	0.00	0.00	0.00	0.00	0.00	0.00	0.00	0.00	0.00	0.00
WINE GRAPES (WHITE):										
Arneis	1,103.85	0.00	1,780.00	0.00	0.00	0.00	1,507.98	0.00	0.00	0.00
Burger *	0.00	0.00	0.00	0.00	0.00	0.00	0.00	0.00	0.00	0.00
Chardonnay *	1,071.73	1,394.32	1,722.24	2,130.16	782.91	941.79	992.14	1,235.65	491.60	987.87
Chasselas Dore	0.00	0.00	0.00	0.00	0.00	0.00	0.00	0.00	0.00	0.00
Chenin Blanc	590.72	0.00	565.96	450.43	370.68	0.00	341.31	667.89	347.14	174.00
Cortese	0.00	0.00	0.00	0.00	0.00	0.00	0.00	0.00	0.00	0.00
Emerald Riesling	0.00	0.00	0.00	0.00	0.00	0.00	0.00	0.00	0.00	0.00
Flora	0.00	0.00	0.00	0.00	0.00	0.00	0.00	0.00	0.00	0.00
French Colombard	777.86	0.00	550.70	0.00	163.83	0.00	0.00	0.00	216.17	0.00
Gewurztraminer	1,183.50	800.00	1,527.49	1,350.00	0.00	0.00	942.06	981.15	940.07	690.93
Gray Riesling *	0.00	0.00	1,164.72	0.00	0.00	0.00	0.00	0.00	0.00	0.00
Grenache Blanc	0.00	0.00	0.00	0.00	0.00	0.00	1,675.05	1,828.44	979.00	0.00
Malvasia Bianca *	0.00	0.00	1,720.91	909.00	505.00	400.00	1,149.48	1,200.00	0.00	1,300.00
Marsanne	1,174.19	0.00	1,998.88	1,600.00	0.00	705.91	842.84	1,703.11	1,331.00	1,447.35
Melon	0.00	0.00	1,926.47	0.00	0.00	0.00	0.00	0.00	0.00	0.00
Moscato Gaillo *	0.00	0.00	0.00	0.00	0.00	0.00	0.00	0.00	850.00	0.00
Muscat Blanc *	1,546.35	1,101.56	2,020.56	1,668.02	1,150.00	0.00	1,275.02	1,045.66	900.00	1,177.45
Muscat Orange	955.81	0.00	0.00	0.00	0.00	0.00	1,565.07	1,195.21	900.00	1,024.55
Muscat of Alexandria	0.00	0.00	0.00	0.00	0.00	0.00	0.00	0.00	1,000.00	0.00
Palomino *	0.00	0.00	0.00	0.00	0.00	0.00	0.00	0.00	0.00	0.00
Pinot Blanc	1,098.02	1,100.00	1,641.50	1,624.69	0.00	1,300.00	800.93	1,493.73	0.00	0.00
Pinot Gris *	1,296.41	0.00	1,744.86	2,046.16	706.96	1,216.73	1,174.00	1,372.65	562.66	1,289.18
Ribolla Gialla *	0.00	0.00	0.00	2,250.00	0.00	0.00	0.00	0.00	0.00	0.00
Roussanne	1,356.18	0.00	2,007.92	0.00	1,300.00	1,650.00	1,922.01	2,240.08	1,655.20	1,336.99
Sauvignon Blanc	961.10	812.47	1,447.02	1,728.27	379.82	630.52	951.91	873.17	741.67	510.96
Sauvignon Musque	1,050.00	0.00	1,637.32	1,688.55	0.00	400.00	1,250.00	0.00	0.00	0.00
Sauvignon Vert *	0.00	0.00	0.00	1,500.00	0.00	0.00	0.00	0.00	0.00	0.00
Semillon	1,210.44	750.74	2,050.38	1,975.02	699.91	911.02	1,207.57	486.66	0.00	852.52
St.Emilion *	0.00	0.00	0.00	0.00	0.00	0.00	0.00	1,000.00	0.00	1,000.00
Symphony	0.00	0.00	0.00	0.00	0.00	0.00	0.00	0.00	350.00	0.00
Tocai Friulano	1,065.25	0.00	2,974.23	0.00	0.00	0.00	1,337.57	2,025.17	0.00	0.00
Torrontes	0.00	0.00	0.00	0.00	0.00	0.00	0.00	0.00	0.00	0.00
Triplett Blanc	0.00	0.00	0.00	0.00	0.00	0.00	0.00	0.00	0.00	0.00
Verdelho	0.00	0.00	0.00	0.00	0.00	0.00	0.00	900.00	0.00	611.05
Vernaccia	0.00	0.00	1,964.00	0.00	0.00	0.00	0.00	0.00	0.00	0.00

**TABLE 10: WEIGHTED AVERAGE GROWER RETURNS PER TON DELIVERED BASIS NON-RELATED PURCHASE
FOR WINE, CONCENTRATE, JUICE, VINEGAR, AND BEVERAGE BRANDY BY CALIFORNIA PROCESSORS
FROM THE 2006 CROP BY TYPE, VARIETY, AND REPORTING DISTRICT WHERE GROWN, WITH COMPARISONS**

Type and Variety	11	12	13	14	15	16	17	2006 State Total	2005 State Total
	Dollars								
RAISIN GRAPES:									
Diamond Muscat	0.00	0.00	600.00	0.00	0.00	0.00	0.00	600.00	200.00
Dovine	0.00	0.00	150.00	0.00	0.00	0.00	0.00	150.00	178.15
Fiesta	0.00	0.00	150.41	0.00	0.00	0.00	0.00	150.41	178.87
Selma Pete	0.00	0.00	0.00	0.00	0.00	0.00	0.00	0.00	200.00
Sultana	0.00	0.00	0.00	0.00	0.00	0.00	0.00	0.00	180.00
Thompson Seedless	0.00	147.97	154.93	143.39	0.00	0.00	0.00	153.93	163.70
Other Raisin 1/	0.00	0.00	0.00	0.00	0.00	0.00	0.00	0.00	184.00
Total Raisin	0.00	147.97	154.56	143.39	0.00	0.00	0.00	153.67	164.42
TABLE GRAPES:									
Autumn Royal	0.00	0.00	0.00	131.25	0.00	0.00	0.00	131.25	135.20
Black Emerald	0.00	0.00	0.00	0.00	0.00	0.00	0.00	0.00	185.00
Black Monukka	0.00	0.00	0.00	0.00	0.00	0.00	0.00	0.00	200.45
Calmeria	0.00	0.00	0.00	125.62	0.00	0.00	0.00	125.62	116.35
Christmas Rose	0.00	0.00	0.00	131.25	0.00	0.00	0.00	131.25	0.00
Crimson Seedless *	0.00	0.00	0.00	137.49	0.00	0.00	0.00	137.49	138.45
Emerald Seedless *	0.00	0.00	0.00	132.50	0.00	0.00	0.00	132.50	141.05
Exotic	0.00	0.00	0.00	0.00	0.00	0.00	0.00	0.00	159.20
Flame Seedless *	0.00	0.00	138.36	143.54	0.00	0.00	0.00	142.79	172.66
Flame Tokay	152.04	0.00	0.00	0.00	0.00	0.00	0.00	152.04	153.15
Italia *	0.00	0.00	0.00	136.98	0.00	0.00	0.00	136.98	0.00
Malaga *	0.00	0.00	130.51	0.00	0.00	0.00	0.00	130.51	160.60
Marroo Seedless	0.00	0.00	126.50	0.00	0.00	0.00	0.00	126.50	175.23
Perlette	0.00	0.00	0.00	140.62	0.00	0.00	0.00	140.62	159.20
Princess *	0.00	0.00	0.00	135.62	0.00	0.00	0.00	135.62	182.40
Red Globe *	0.00	0.00	0.00	130.54	0.00	0.00	0.00	130.54	131.30
Ribier	0.00	0.00	0.00	124.37	0.00	0.00	0.00	124.37	0.00
Ruby Seedless *	0.00	0.00	141.22	143.75	0.00	0.00	0.00	141.81	157.07
Summer Muscat	0.00	0.00	600.00	0.00	0.00	0.00	0.00	600.00	0.00
Other Table 1/	0.00	0.00	0.00	133.78	300.00	0.00	0.00	133.96	75.09
Total Table	152.04	0.00	140.78	135.87	300.00	0.00	0.00	137.83	117.95
WINE GRAPES (WHITE):									
Arneis	0.00	0.00	0.00	0.00	0.00	0.00	0.00	1,572.49	1,977.93
Burger *	176.66	180.08	175.00	183.55	0.00	0.00	0.00	176.17	174.61
Chardonnay *	431.93	346.84	287.04	245.80	1,000.00	1,061.87	550.92	788.95	743.33
Chasselas Dore	0.00	0.00	0.00	0.00	0.00	0.00	0.00	0.00	1,300.00
Chenin Blanc	272.26	275.72	189.42	142.21	0.00	600.00	409.19	219.39	247.91
Cortese	0.00	0.00	0.00	0.00	0.00	0.00	0.00	0.00	1,000.00
Emerald Riesling	0.00	0.00	375.00	289.66	0.00	0.00	0.00	297.34	331.04
Flora	0.00	0.00	0.00	0.00	0.00	0.00	0.00	0.00	1,945.74
French Colombard	225.17	206.13	184.64	195.06	0.00	0.00	0.00	189.62	220.29
Gewurztraminer	461.64	0.00	650.00	0.00	0.00	850.00	585.03	990.56	895.52
Gray Riesling *	0.00	0.00	0.00	0.00	0.00	0.00	0.00	1,164.72	1,179.54
Grenache Blanc	0.00	0.00	0.00	0.00	0.00	0.00	1,000.00	1,670.60	1,238.21
Malvasia Bianca *	246.64	261.20	433.53	376.06	0.00	0.00	0.00	324.90	342.71
Marsanne	800.00	0.00	0.00	0.00	0.00	0.00	700.00	1,059.46	1,147.16
Melon	0.00	0.00	0.00	0.00	0.00	0.00	0.00	1,926.47	1,969.71
Moscato Gaillo *	0.00	0.00	0.00	0.00	0.00	0.00	0.00	850.00	1,170.59
Muscat Blanc *	466.07	550.00	385.69	0.00	1,000.00	1,106.14	586.12	574.91	627.39
Muscat Orange	548.55	550.00	502.99	0.00	0.00	0.00	625.00	625.74	572.82
Muscat of Alexandria	0.00	0.00	265.60	259.04	0.00	500.00	0.00	262.94	274.83
Palomino *	300.00	0.00	161.71	0.00	300.00	0.00	0.00	162.43	217.42
Pinot Blanc	0.00	0.00	0.00	0.00	0.00	0.00	0.00	1,404.27	1,368.63
Pinot Gris *	575.87	495.61	831.03	321.00	0.00	1,288.76	612.88	761.46	719.20
Ribolla Gialla *	0.00	0.00	0.00	0.00	0.00	0.00	0.00	2,250.00	0.00
Roussanne	800.00	0.00	0.00	0.00	0.00	1,285.22	0.00	1,898.47	1,649.41
Sauvignon Blanc	439.20	297.21	237.74	230.79	1,000.00	1,206.78	472.28	742.79	716.01
Sauvignon Musque	0.00	0.00	0.00	0.00	0.00	0.00	0.00	1,463.95	1,273.37
Sauvignon Vert *	0.00	0.00	0.00	0.00	0.00	0.00	0.00	1,500.00	1,800.00
Semillon	331.07	296.27	276.25	0.00	1,000.00	1,187.53	361.23	514.42	554.20
St.Emilion *	0.00	0.00	175.00	0.00	0.00	0.00	0.00	357.63	713.04
Symphony	368.45	400.00	321.60	322.38	0.00	0.00	372.20	336.94	338.38
Tocai Friulano	0.00	0.00	0.00	0.00	0.00	0.00	0.00	1,556.63	595.71
Torrontes	1,100.00	0.00	0.00	0.00	0.00	0.00	0.00	1,100.00	0.00
Triplett Blanc	0.00	0.00	175.00	0.00	0.00	0.00	0.00	175.00	200.00
Verdelho	978.05	0.00	0.00	0.00	0.00	0.00	903.92	899.37	995.48
Vernaccia	0.00	0.00	0.00	0.00	0.00	0.00	0.00	1,964.00	1,810.93

**TABLE 10: WEIGHTED AVERAGE GROWER RETURNS PER TON DELIVERED BASIS NON-RELATED PURCHASE
FOR WINE, CONCENTRATE, JUICE, VINEGAR, AND BEVERAGE BRANDY BY CALIFORNIA PROCESSORS
FROM THE 2006 CROP BY TYPE, VARIETY, AND REPORTING DISTRICT WHERE GROWN, WITH COMPARISONS**

Type and Variety	1	2	3	4	5	6	7	8	9	10
	Dollars									
WINE GRAPES (WHITE):										
(Cont'd.)										
Viognier	1,080.69	1,335.15	2,258.40	2,241.11	650.17	893.48	1,393.00	1,596.54	688.62	1,255.65
White Riesling *	1,609.86	1,296.88	2,353.06	1,905.77	933.89	1,206.78	1,086.62	948.46	1,200.00	931.69
Other White 1/	1,500.00	900.00	820.00	2,200.00	1,765.41	1,250.00	0.00	1,900.00	0.00	1,400.00
Total White	1,060.18	896.04	1,674.66	1,987.68	662.76	884.58	1,008.64	1,154.20	474.11	868.13
WINE GRAPES (RED):										
Aglianico	0.00	0.00	0.00	3,000.00	0.00	0.00	0.00	2,200.00	0.00	1,200.00
Aleatico	0.00	0.00	2,029.89	0.00	0.00	0.00	0.00	0.00	0.00	0.00
Alicante Bouschet *	0.00	0.00	3,186.87	0.00	0.00	523.93	0.00	2,500.00	0.00	994.49
Alvarelhao	0.00	0.00	0.00	0.00	0.00	0.00	0.00	1,300.00	0.00	1,838.46
Barbera	1,193.20	1,440.32	3,013.34	1,887.10	1,959.51	555.68	1,040.64	1,164.65	1,700.00	1,197.73
Cabernet Franc	1,520.03	1,948.29	2,402.77	4,241.06	1,001.76	1,644.69	843.44	1,188.61	0.00	1,170.58
Cabernet Sauvignon	1,288.14	1,574.72	2,232.37	3,960.60	578.59	1,176.14	1,025.15	860.87	285.66	1,065.69
Carignane	744.21	0.00	1,822.44	2,232.75	600.00	846.16	700.00	1,016.47	0.00	1,297.88
Carmenere	0.00	1,200.00	1,700.00	4,000.00	0.00	0.00	0.00	0.00	0.00	0.00
Carmine	0.00	0.00	2,500.00	0.00	0.00	0.00	0.00	0.00	600.00	0.00
Carmelian	0.00	0.00	0.00	0.00	0.00	0.00	0.00	0.00	0.00	0.00
Centurian	0.00	0.00	0.00	0.00	0.00	0.00	0.00	0.00	0.00	0.00
Charbono	1,075.40	0.00	1,500.00	2,404.67	0.00	0.00	1,110.41	0.00	0.00	1,216.39
Cinsaut *	2,000.00	0.00	1,893.88	0.00	0.00	473.17	0.00	1,666.51	933.00	986.27
Counoise	0.00	0.00	1,758.00	0.00	0.00	0.00	0.00	1,229.78	1,035.00	1,600.00
Dolcetto	1,071.29	0.00	3,240.18	1,091.25	0.00	2,110.00	1,737.00	1,159.12	0.00	1,490.48
Durif	1,400.00	0.00	0.00	0.00	0.00	1,500.00	0.00	0.00	0.00	0.00
Early Burgundy	0.00	0.00	1,200.00	0.00	0.00	0.00	0.00	0.00	0.00	0.00
Freisa	0.00	0.00	2,508.00	0.00	0.00	0.00	0.00	1,200.00	0.00	0.00
Gamay (Napa) *	933.24	0.00	951.83	1,341.58	539.66	0.00	277.45	855.79	1,000.00	1,506.19
Graciano	0.00	0.00	0.00	0.00	0.00	0.00	0.00	0.00	0.00	0.00
Grand Noir	0.00	0.00	0.00	0.00	0.00	0.00	0.00	0.00	0.00	0.00
Grenache *	1,736.97	1,700.02	2,729.65	2,981.61	1,250.00	798.75	1,065.00	1,474.00	239.78	1,336.70
Grignolino	0.00	0.00	0.00	0.00	0.00	0.00	0.00	1,500.00	0.00	0.00
Lagrein	0.00	0.00	0.00	0.00	0.00	0.00	1,725.00	1,571.25	0.00	0.00
Malbec	1,195.69	1,648.96	2,463.08	3,913.14	1,200.00	1,800.00	815.27	1,123.79	2,500.00	1,402.95
Marechal Foch *	0.00	0.00	0.00	0.00	0.00	0.00	0.00	0.00	0.00	0.00
Mataro *	1,900.00	1,926.98	2,389.90	3,463.24	0.00	1,398.17	1,830.68	1,309.20	1,119.82	1,316.72
Merlot	1,203.07	1,209.84	1,511.98	2,652.43	882.16	937.73	1,018.80	944.71	416.25	969.63
Meunier *	1,400.00	0.00	2,166.97	1,687.86	0.00	0.00	0.00	0.00	0.00	0.00
Mission	0.00	0.00	0.00	0.00	0.00	0.00	0.00	500.00	0.00	1,055.22
Montepulciano	1,000.00	0.00	2,500.00	2,081.89	0.00	0.00	0.00	0.00	1,300.00	0.00
Muscat Hamburg *	0.00	0.00	0.00	0.00	0.00	0.00	0.00	0.00	0.00	1,128.97
Nebbiolo	1,500.00	1,822.22	16,584.62	2,175.00	0.00	588.08	2,604.00	1,868.94	0.00	1,093.28
Negrette *	0.00	0.00	0.00	0.00	0.00	0.00	1,334.58	750.00	0.00	0.00
Negroamaro	1,477.64	0.00	0.00	0.00	0.00	0.00	0.00	0.00	0.00	0.00
Nero D'Avola *	1,500.00	0.00	0.00	0.00	0.00	0.00	0.00	0.00	0.00	0.00
Perelli 101	0.00	0.00	0.00	0.00	0.00	0.00	0.00	1,500.00	0.00	0.00
Petit Verdot	1,589.00	1,511.91	2,572.41	5,047.64	2,000.00	1,965.33	1,245.74	1,262.98	285.07	1,251.22
Petite Sirah	1,484.33	1,397.96	2,422.30	3,209.29	971.42	1,227.39	1,137.76	1,288.84	620.02	1,417.95
Pfeffer Cabernet	0.00	0.00	0.00	0.00	0.00	0.00	1,772.73	0.00	0.00	0.00
Pinot Noir	2,098.12	3,000.00	2,497.89	2,264.09	1,220.18	2,130.55	1,602.53	2,677.09	1,470.31	1,149.47
Pinotage	1,683.88	0.00	2,341.89	0.00	0.00	0.00	0.00	0.00	0.00	1,190.00
Refosco *	0.00	0.00	1,000.00	0.00	0.00	2,700.00	900.00	1,408.87	850.00	0.00
Royalty	0.00	0.00	0.00	0.00	0.00	0.00	0.00	0.00	0.00	0.00
Rubired *	0.00	0.00	0.00	0.00	0.00	0.00	0.00	0.00	0.00	0.00
Ruby Cabernet	0.00	0.00	0.00	0.00	0.00	0.00	0.00	0.00	0.00	0.00
Sagrantino	0.00	0.00	0.00	0.00	0.00	0.00	0.00	0.00	0.00	0.00
Salvador	0.00	0.00	0.00	0.00	0.00	0.00	0.00	0.00	0.00	0.00
Sangiovese *	1,554.00	0.00	1,684.86	1,978.65	1,000.00	1,479.62	1,146.75	1,350.73	1,450.00	1,287.32
Souzao	0.00	800.00	0.00	0.00	0.00	0.00	1,657.66	1,220.00	0.00	975.41
Syrah *	1,389.16	1,278.28	2,250.78	2,783.50	989.27	1,088.26	966.06	1,236.89	790.56	1,204.89
Tannat	0.00	0.00	1,881.58	4,500.00	0.00	0.00	0.00	1,750.00	0.00	0.00
Tempranillo *	0.00	1,805.56	1,800.00	2,954.99	0.00	1,750.00	1,254.25	1,217.20	955.81	1,429.50
Teroldego	0.00	0.00	2,328.00	0.00	0.00	1,275.42	800.00	0.00	0.00	0.00
Tinta Cao	0.00	881.74	8,029.00	500.00	0.00	0.00	1,000.00	1,377.78	0.00	1,211.80
Tinta Madeira	0.00	800.00	0.00	0.00	0.00	0.00	0.00	1,303.91	0.00	0.00
Touriga Francesca	0.00	0.00	0.00	0.00	0.00	0.00	0.00	0.00	0.00	0.00
Touriga Nacional *	800.00	800.00	0.00	0.00	0.00	1,032.84	1,000.00	1,300.05	0.00	1,394.29
Trousseau *	0.00	0.00	0.00	0.00	0.00	0.00	1,471.43	750.00	0.00	2,100.00
Zinfandel *	1,213.82	1,032.68	2,324.98	2,239.75	462.03	1,185.91	486.75	916.84	336.49	1,024.16
Other Red 1/	1,691.22	0.00	2,746.50	600.00	0.00	1,200.00	2,000.00	200.00	1,000.00	1,221.11
Total Red	1,377.47	1,448.09	2,187.23	3,298.64	841.64	1,208.49	1,155.22	1,102.53	371.70	1,083.27
TOTAL WINE	1,229.93	1,241.74	1,981.53	2,946.79	745.92	1,082.07	1,081.62	1,116.84	431.57	1,058.63
TOTAL ALL VARIETIES	1,229.93	1,241.74	1,981.53	2,946.79	745.92	1,082.07	1,081.62	1,116.84	431.57	1,058.63

**TABLE 10: WEIGHTED AVERAGE GROWER RETURNS PER TON DELIVERED BASIS NON-RELATED PURCHASE
FOR WINE, CONCENTRATE, JUICE, VINEGAR, AND BEVERAGE BRANDY BY CALIFORNIA PROCESSORS
FROM THE 2006 CROP BY TYPE, VARIETY, AND REPORTING DISTRICT WHERE GROWN, WITH COMPARISONS**

Type and Variety	11	12	13	14	15	16	17	2006 State Total	2005 State Total
	Dollars								
WINE GRAPES (WHITE):									
(Cont'd.)									
Viognier	642.26	531.24	555.90	0.00	0.00	1,186.38	653.50	856.94	798.96
White Riesling *	600.00	0.00	345.71	0.00	0.00	939.35	659.78	1,058.78	1,027.51
Other White 1/	603.57	0.00	121.23	104.34	0.00	0.00	600.00	173.08	223.92
Total White	426.73	287.48	205.98	206.03	695.65	1,068.48	532.88	497.03	502.10
WINE GRAPES (RED):									
Aglianico	0.00	1,439.41	0.00	0.00	0.00	0.00	0.00	1,458.38	1,091.44
Aleatico	0.00	0.00	0.00	0.00	0.00	1,973.45	0.00	2,029.32	1,973.45
Alicante Bouschet *	370.70	0.00	229.88	150.57	1,000.00	1,600.00	1,000.00	326.08	339.63
Alvarelhao	1,075.27	0.00	0.00	0.00	0.00	0.00	0.00	1,170.41	1,017.00
Barbera	454.12	371.22	218.27	151.48	0.00	1,200.00	0.00	243.64	253.16
Cabernet Franc	398.16	850.00	190.00	321.00	0.00	1,083.26	951.52	1,718.02	1,490.21
Cabernet Sauvignon	352.32	261.57	261.82	171.08	1,000.00	1,051.43	450.33	929.31	901.31
Carignane	407.07	243.65	188.47	224.86	0.00	500.00	0.00	310.29	328.46
Carmenere	0.00	0.00	0.00	0.00	0.00	0.00	0.00	1,795.35	1,051.52
Carmine	0.00	0.00	0.00	0.00	0.00	0.00	0.00	832.90	600.00
Cameliano	0.00	0.00	192.37	200.00	0.00	0.00	0.00	194.38	228.77
Centurian	0.00	0.00	250.00	0.00	0.00	0.00	0.00	250.00	213.07
Charbono	656.50	0.00	650.00	0.00	0.00	0.00	0.00	1,650.26	1,738.28
Cinsaut *	607.05	0.00	110.00	0.00	0.00	1,250.00	0.00	612.04	418.20
Counoise	0.00	1,129.31	0.00	0.00	0.00	0.00	0.00	1,249.06	1,389.52
Dolcetto	1,250.00	0.00	0.00	0.00	0.00	0.00	0.00	1,856.77	1,594.85
Durif	0.00	0.00	0.00	0.00	0.00	0.00	0.00	1,430.19	0.00
Early Burgundy	650.00	0.00	0.00	0.00	0.00	0.00	0.00	836.67	600.00
Freisa	0.00	1,040.15	0.00	0.00	0.00	0.00	0.00	1,577.87	3,634.02
Gamay (Napa) *	650.00	0.00	155.72	0.00	0.00	0.00	400.00	457.76	478.91
Graciano	1,000.00	0.00	0.00	0.00	0.00	0.00	0.00	1,000.00	800.00
Grand Noir	0.00	0.00	0.00	0.00	0.00	0.00	0.00	0.00	1,300.00
Grenache *	667.30	275.07	182.78	218.58	760.00	1,180.11	817.32	224.19	245.90
Grignolino	0.00	0.00	0.00	0.00	0.00	0.00	0.00	1,500.00	1,000.00
Lagrein	0.00	0.00	0.00	0.00	0.00	0.00	0.00	1,572.86	831.05
Malbec	461.56	500.00	0.00	0.00	1,000.00	1,143.75	0.00	1,158.16	886.43
Marechal Foch *	0.00	0.00	0.00	0.00	0.00	0.00	0.00	0.00	2,000.00
Mataro *	600.14	568.76	0.00	0.00	600.00	1,261.70	0.00	1,201.89	1,333.94
Merlot	435.31	311.73	234.46	267.05	1,000.00	933.51	480.29	723.90	765.64
Meunier *	0.00	0.00	0.00	0.00	0.00	0.00	0.00	2,057.24	1,930.13
Mission	0.00	225.00	178.40	175.00	300.00	0.00	0.00	180.00	179.35
Montepulciano	0.00	1,064.34	0.00	321.00	0.00	1,100.00	0.00	915.46	1,109.74
Muscat Hamburg *	808.74	700.00	733.98	0.00	0.00	0.00	0.00	766.54	718.62
Nebbiolo	0.00	0.00	900.00	0.00	0.00	1,600.00	0.00	1,902.21	2,051.16
Negrette *	0.00	0.00	0.00	0.00	0.00	0.00	0.00	1,293.91	1,522.46
Negroamaro	0.00	2,170.61	0.00	0.00	0.00	0.00	0.00	1,589.53	1,455.56
Nero D'Avola *	0.00	810.09	0.00	0.00	0.00	0.00	0.00	907.03	950.00
Perelli 101	0.00	0.00	0.00	0.00	0.00	0.00	0.00	1,500.00	1,200.00
Petit Verdot	481.62	583.95	0.00	0.00	0.00	1,156.71	0.00	1,435.76	1,297.88
Petite Sirah	609.84	554.78	197.18	0.00	0.00	0.00	1,020.37	1,029.56	954.32
Pfeffer Cabernet	0.00	0.00	0.00	0.00	0.00	0.00	0.00	1,772.73	690.32
Pinot Noir	1,005.48	831.79	862.88	321.00	0.00	977.88	770.78	2,078.67	1,792.67
Pinotage	1,000.00	0.00	0.00	0.00	0.00	1,100.00	0.00	1,551.36	1,487.10
Refosco *	0.00	0.00	0.00	0.00	0.00	0.00	0.00	1,427.07	1,107.38
Royalty	0.00	0.00	209.71	198.77	0.00	600.00	0.00	206.65	207.44
Rubired *	246.37	200.53	204.70	205.13	0.00	0.00	0.00	204.81	221.31
Ruby Cabernet	350.00	269.44	241.03	238.04	0.00	0.00	0.00	242.54	258.75
Sagrantino	0.00	2,266.07	0.00	0.00	0.00	0.00	0.00	2,266.07	1,160.19
Salvador	0.00	0.00	0.00	174.56	0.00	0.00	0.00	174.56	225.00
Sangiovese *	412.60	1,000.00	181.92	321.00	0.00	1,573.90	350.00	755.48	534.36
Souzao	913.45	0.00	600.00	0.00	0.00	0.00	0.00	1,124.25	1,190.08
Syrah *	410.61	299.14	216.25	222.17	0.00	1,208.50	681.10	675.31	661.60
Tannat	650.65	1,071.73	0.00	0.00	0.00	0.00	0.00	842.44	783.76
Tempranillo *	664.18	0.00	277.82	0.00	1,000.00	1,288.89	1,000.00	518.69	474.81
Teroldego	500.00	0.00	0.00	0.00	0.00	0.00	0.00	1,008.05	1,535.67
Tinta Cao	1,057.39	0.00	600.00	0.00	0.00	0.00	0.00	1,118.78	1,233.94
Tinta Madeira	0.00	0.00	110.00	0.00	0.00	0.00	0.00	311.06	800.00
Touriga Francesca	1,055.93	0.00	0.00	0.00	0.00	0.00	0.00	1,055.93	903.21
Touriga Nacional *	554.15	2,076.25	0.00	0.00	0.00	0.00	0.00	721.59	734.80
Trousseau *	0.00	0.00	0.00	0.00	0.00	0.00	0.00	1,555.88	1,090.16
Zinfandel *	465.24	336.41	251.60	273.60	1,182.58	1,153.83	389.48	524.68	483.47
Other Red 1/	503.07	897.68	119.30	118.52	0.00	0.00	0.00	136.24	226.90
Total Red	429.85	308.12	216.85	210.94	969.00	1,081.60	590.41	639.31	628.97
TOTAL WINE	428.90	299.80	212.26	208.55	926.21	1,075.56	544.43	581.54	578.29
TOTAL ALL VARIETIES	427.93	299.19	201.62	198.36	915.73	1,075.56	544.43	541.93	523.51

* Synonyms for variety names are shown on Page 5.

1/ Other categories include minor and mixed varieties.

*USDA-NASS, California Field Office
publications are available
free-of-charge on the Internet at:*

www.nass.usda.gov/ca



United States Department of Agriculture
 National Agricultural Statistics Service
 California Field Office



P.O. Box 1258 • Sacramento, CA 95812 • Phone: (916) 498-5161 • Fax: (916) 498-5186
 E-mail: nass-ca@nass.usda.gov • Web: www.nass.usda.gov/ca

PUBLICATION AND SUBSCRIPTION REQUEST FORM

Complete the "publication request" if you would like to purchase one or more publications on a one-time basis only. We will mail you the latest release unless you indicate otherwise.

Complete the "subscription request" if you would like to be placed on our regular mailing list for upcoming releases.

For all requests, check the publications you wish to receive, enter the amount in the space provided, and total the cost of all fees. Please be sure to complete the "requested by" information.

Publications on this order form may be accessed free-of-charge at www.nass.usda.gov/ca. Please forward any inquires to our e-mail address at nass-ca@nass.usda.gov.

PUBLICATION REQUEST

Check Here	Publication Title and Description	List the Years You Are Buying	Domestic Charge	Enter Amount
	California Agricultural Resource Directory: Annual Bulletin Year-end summary for field crops, fruit and nut crops, vegetable and melon crops, livestock, dairy, and poultry. Also includes cash receipts, exports, floriculture, top counties, and U.S. and state rankings. Crop years available: 1995-2001 and 2004-2005		\$ 15.00 per year	
	County Agricultural Commissioners' Data Report: Annual Bulletin County acreage, production, and value by commodity. Crop years available: 1980-2005		\$ 20.00 per year	
	Grape Acreage Report: Annual Bulletin Grape acreage by year planted, variety, and county. Crop years available: 1961, 1964, 1969 and 1972-2006		\$ 10.00 per year	
	Grape Crush Report (Final): Annual Bulletin Tons purchased and crushed, Brix factors, and price per ton by variety and district. Crop years available: 1976-2006		\$ 10.00 per year	
	Summary of County Agricultural Commissioners' Reports: Annual Bulletin Gross values by commodity groups. Crop years available: 1981-2005		\$ 5.00 per year	
TOTAL ONE-TIME CHARGE				

Continued on back of page

USDA-NASS, CALIFORNIA FIELD OFFICE

PUBLICATION AND SUBSCRIPTION REQUEST FORM — Continued

SUBSCRIPTION REQUEST

Check Here	Publication Title and Description	Subscription Rate (First-Class Mail)		Enter Amount
		Foreign ^{1/}	Domestic ^{2/}	
910	Field Crop Review: Monthly Grain, cotton, hay, potato and sugar beet acreage, production and value; price and warehouse data.	\$ 30.00	\$ 15.00	
920	Fruit and Nut Review: Monthly except November Berry, grape, citrus, deciduous fruit and nut acreage, production, price and utilization.	\$ 30.00	\$ 15.00	
922	Grape Crush Report (Preliminary and Final): February and March Bulletins Tons purchased and crushed, Brix factors, and price per ton by variety and district.	\$ 40.00	\$ 20.00	
923	Grape Acreage: Annual Bulletin Grape acreage by year planted, variety and county.	\$ 20.00	\$ 10.00	
931	Vegetable Review: January, April, July, September and October Processing and fresh market vegetable and potato acreage, production and value.	\$ 14.00	\$ 7.00	
940	Livestock Review: Monthly Livestock inventories, intentions and values; pasture, slaughter and on-feed data for cattle and sheep.	\$ 30.00	\$ 15.00	
960	Poultry Review: Monthly Chicken and turkey settings, hatchings, eggs produced, inventory, value and cold storage.	\$ 30.00	\$ 15.00	
TOTAL SUBSCRIPTION FEES				

^{1/} Foreign mailing is via air mail. All checks must be drawn on a U.S. bank.

^{2/} Mexico's rate is the same as domestic rate.

PAYMENT

Make check or money order payable to:	USDA-NASS/CDFA
Send this request form with remittance to:	USDA, National Agricultural Statistics Service California Field Office P.O. Box 1258 Sacramento, CA 95812

REQUESTED BY

Company or Firm Name:
Name:
Mailing Address:
City, State & Zip:
E-mail Address:

STATE OF CALIFORNIA
DEPARTMENT OF FOOD AND AGRICULTURE
650 CAPITOL MALL, SUITE 6-100
SACRAMENTO, CA 95814

FIRST CLASS MAIL
U S POSTAGE PAID
PERMIT NO 81
SACRAMENTO CA