

CALIFORNIA GRAPE ACREAGE

1990



California Agricultural Statistics Service
P.O. Box 1258
Sacramento, CA 95812
(916) 445-3214

May 1991



TABLE OF CONTENTS

Acknowledgements	2
Foreword	2
Survey Methods	2
Data Limitations	3
Acreage Breakdown	4
Acreage Graphs	4
Footnotes	34
TABLE 1. ALL GRAPES: Acreage standing by type, by year planted, California	6
TABLE 2. RAISIN TYPE GRAPES: Acreage standing, by variety, by year planted, California .	6
TABLE 3. TABLE TYPE GRAPES: Acreage standing, by variety, by year planted, California .	6
TABLE 4. RED WINE TYPE GRAPES: Acreage standing, by variety, by year planted, California	7
TABLE 5. WHITE WINE TYPE GRAPES: Acreage standing, by variety, by year planted, California	7
TABLE 6. RAISIN TYPE GRAPES: Acreage standing, by variety, by year planted, by county, California	8
TABLE 7. TABLE TYPE GRAPES: Acreage standing, by variety, by year planted, by county, California	10
TABLE 8. RED WINE TYPE GRAPES: Acreage standing, by variety, by year planted, by county, California	16
TABLE 9. WHITE WINE TYPE GRAPES: Acreage standing, by variety, by year planted, by county, California	24
TABLE 10. ALL WINE TYPE GRAPES: Acreage standing, by year planted, by county, California	30
TABLE 11. ALL GRAPES (excluding rootstock): Acreage bearing, nonbearing, and total, by county, California	31
TABLE 12. GRAPE ACREAGE REMOVALS: Total estimated postharvest and intentions, by type, California	32
TABLE 13. GRAPE ACREAGE REMOVALS: Estimated postharvest and intentions, by type, California	32
TABLE 14. GRAPE ACREAGE GRAFTINGS: Estimated postharvest graftings, by type, California	32
TABLE 15. ALL GRAPES: Acreage removed, by variety, California 1989-90	33
TABLE 16. ALL GRAPES: Acreage removed, by type, by county, California, 1989-90	34

ACKNOWLEDGEMENTS

This Survey was again undertaken at the request of the Grape Industry. Financial support was provided by the Wine Institute, the California Raisin Advisory Board, and the California Table Grape Commission. The enumeration of grape acreages in Napa and Sonoma counties by personnel in the County Agricultural Commissioners' offices is appreciated and worthy of special attention. We also extend sincere appreciation to farm owners and operators who provided information on their individual operations. Cooperation from all contributors is greatly appreciated. Finally, a special thanks goes to the office personnel and field enumerators whose efforts and diligence makes this report possible.

JIM TIPPET
State Statistician

DAVE KLEWENO
Agricultural Statistician

RON RADENZ
DWAINE NELSON
Deputy State Statisticians

SUSAN SABATIER
Research Analyst

FOREWORD

Since 1969, the California Agricultural Statistics Service (CASS) has recorded current acreage statistics for the California grape industry. In the late 1960's and early 70's, the major concern of the industry was the magnitude of new plantings, especially of premium varieties, in areas which up to that time had not been major grape growing regions. Of additional concern was acreage increases in already established areas. Between 1969 and 1974, total grape acreage increased by 36 percent while wine grape acreage alone increased by 118 percent. Grape acreage publications showing varietal and geographic changes have been available on an annual basis since 1971.

SURVEY METHODS

Parcel records for California's fruit and nut crops are maintained by CASS. Updates are made to the CASS database as information is received from on-going surveys, County Agricultural Commissioners and CASS County Fruit Acreage surveys.

Questionnaires were mailed to 7,828 operators having slightly over 15,000 grape acreage parcels. Only operators with five or more acres of grapes received a questionnaire. Each questionnaire was computer-generated with the current database information listing of variety(ies), year(s) of planting, number of vines, acreage, etc. Operators were asked to note any corrections, including removals, new plantings, graftings, change of ownership or operator, etc. They were also asked to report the intended removals between the time of their report and the 1991 harvest. If an operator with 50 acres or more did not return the mailed questionnaire, the information was obtained by telephone or personal interview. This follow-up was completed during March and April, with an overall response rate of approximately 95 percent for the large growers. Those operators with less than 50 acres of grapes did not receive any follow-up contact if they did not return their questionnaire. aa/ Growers with less than 50 acres only account for 16 percent of the total grape acreage. Approximately 63 percent of these smaller growers returned their forms, and for the remaining 37 percent we assumed no changes occurred in their operation.

May 1991

DATA LIMITATIONS

GENERAL: This report provides acreage data at several levels of detail. Users should be cautioned that the figures at the finest level of detail are less precise than the aggregate level data. The highest level of precision will be found at the state level for all grapes and for the three grape types (raisin, table, and wine). Less precision exists in the county data for minor varieties.

In most cases, the information was acquired from the vineyard operator. If the operator could not be reached, every effort was made to contact a source such as a nonresident owner or relative that could be expected to have definite knowledge of the operation. Only in a few instances was it necessary to visit the block and draw conclusions independently.

All reported data were carefully reviewed. Incomplete or questionable reports were resolved by secondary contact with the respondent.

BEARING AND NONBEARING ACREAGE: For purposes of this publication, all varieties are considered nonbearing for 3 years; i.e., acres planted in 1988 would not be bearing until 1991. The only exception is Flame Seedless table grapes in Riverside County where 90 percent of the acres are drip irrigated and bear substantially in the second year. Some varieties in other areas produce a crop after 2 nonbearing years, but production is not large enough to consider as full bearing.

GRAFTING: Graftings on bearing acres are recorded as planted in the previous year; i.e. Chardonnay grafted in 1988 onto a 1975 variety is recorded as planted in 1987. This assumes that grafted vines will actually bear a full crop in two years as opposed to three years for a newly planted vine.

RAISIN INDUSTRY DIVERSION PROGRAM: 1988 was the last crop year that the Raisin Administrative Committee administered the Raisin Industry Diversion Program. This program allowed growers of raisin type grapes to receive payment in kind if acreage was either removed or the vines were pruned so that they were unable to produce a crop. This program was not in operation during the 1989 or 1990 seasons.

VARIETIES: Data are provided for each variety with 50 or more total acres standing in 1990. Acreages for all other varieties are combined in "Other" categories. Data are shown individually for 93 varieties including 53 wine types. Care was taken to properly identify each block reported with a recognized varietal name.

Footnote c/ on page 34 lists synonymous varietal names.

ROOTSTOCK: Most of the rootstock shown was planted in the past three years. However, some earlier plantings are included. When rootstock was budded over, the year of planting assigned to that block of grapes was the year preceding the budding. For instance, if a 1984 rootstock planting was budded over in 1988, the year of planting assigned to the selected variety was 1987. (See the above paragraph on graftings.)

PERIOD COVERED: The primary intent of the 1990 survey was to record removals of grapes since the 1989 harvest and new planting of grapes during 1990. Acreage abandoned in 1990 was excluded from bearing acreage. Planting activity is accounted for on a calendar-year basis. Removal data pertains essentially to the period between the 1989 and 1990 harvests.

ACREAGE BREAKDOWN

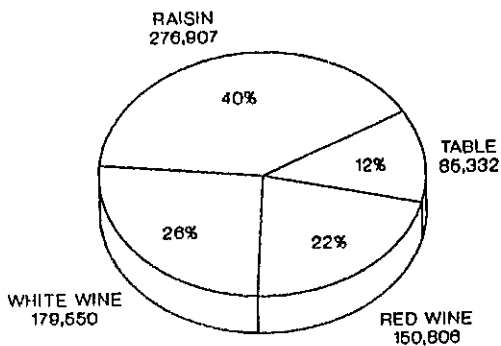
California's 1990 total grape acreage is estimated at 693,627 acres. This estimate is up 162 acres from the 1989 total of 693,465 acres. Wine type grapes totaled 330,356 acres, up 2,901 acres from the 1989 acreage of 327,455 acres. Wine type grapes represent 47.6 percent of the total grape acreage. Raisin type varieties totaled 276,907 acres, up 308 acres from 1989 acreage. Raisin type grapes account for 39.9 percent of the total grape acreage. Table type grapes totaled 85,332 acres, down 3,011 from last season. Table type grapes account for 12.3 percent of the total grape acreage. The rootstock forecast is 1,032 acres, maintaining slightly over 0.1 percent of total grape acreage for the State.

Fresno County continues to lead the State in total planted grapes and raisin type grapes with 208,292 acres and 165,103 acres, respectively. Tulare and Kern counties lead in table type grapes planted with 22,464 acres and 22,304 acres, respectively. These two counties account for 52 percent of total table grape acreage. San Joaquin County remains the leader in red wine type grapes with 22,667 acres. Madera County continues to lead white wine type grapes with 24,633 acres. (See illustration next page.)

Thompson Seedless grapes, estimated at 267,258 acres, continue to represent over 96 percent of the raisin type grapes. Fresno County dominates raisin type grapes with 60 percent of the acreage. Flame Seedless grapes totaled 25,069 acres, which is the largest table variety. Zinfandel and Cabernet Sauvignon are the leading red wine grapes with 34,163 acres and 33,206 acres, respectively. These two varieties account for 45 percent of the red wine type grapes planted in the State. French Colombard grapes represent 33 percent of the white wine acreage with 58,888 acres, while Chardonnay is catching up with 29 percent of the white wine acreage.

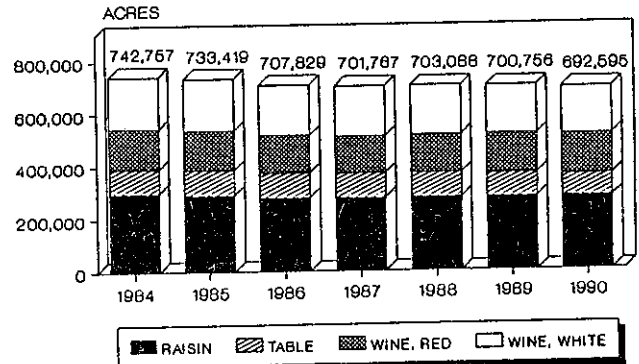
Total removals for the 1989-90 season were 12,793 acres. Thompson Seedless again had the most acreage removed with 2,091 acres. French Colombard was the second largest variety pulled out with 1,739 acres. Tulare County led the State in removals with 2,436 acres. Total graftings for the 1989-90 season were 4,014 acres, down 60 percent from last season. Seventy-two percent of these vines were grafted over to wine varieties.

CALIFORNIA GRAPE ACREAGE 1990 TOTAL ACRES



Includes bearing and non-bearing years.

CALIFORNIA GRAPE ACREAGE TOTAL ACRES, 1984 TO 1990



Includes bearing and non-bearing years.

ACREAGE TRENDS

Raisin type grapes increased a total of 308 acres from last year. The major varietal changes include an increase of 500 acres for the Fiesta variety, an increase of 177 acres in Black Corinth raisin grapes, a decrease of 464 acres for the Muscat of Alexandria variety, and an inconsequential increase of 90 acres in Thompson Seedless grapes.

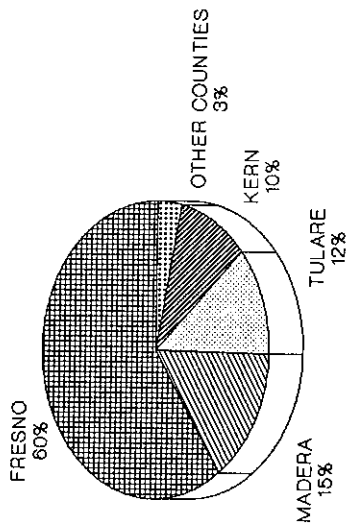
Table type grapes decreased an overall of 3,011 acres. Most of this decline can be attributed to the following five varieties: Emperor with a loss of 1,461 acres; Flame Tokay declining 1,236 acres; Perlette and Ruby Seedless with declines of 487 and 481 acres, respectively; and Ribier with a loss of 458 acres. Counteracting this overall decline was an increase of 1,002 acres in Redglobe grapes and a smaller increase of 324 acres for the Flame Seedless variety.

Red wine type grapes increased a total of 6,117 acres from last year. The largest increase was seen in Cabernet Sauvignon grapes with an additional 3,538 acres. The following four varieties also increased moderately: Merlot with an additional 1,903 acres; an 858 acre increase for Zinfandel grapes; and increases in the Grenache and Pinot Noir varieties of 488 and 409 acres, respectively. Carignane grapes had the largest decline with 593 acres.

White wine type grapes decreased an overall of 3,216 acres. The largest declines were seen in French Colombard with 3,438 acres, Chenin Blanc with 1,617 acres, and White Riesling with 1,022 acres. Additional smaller declines occurred in Sauvignon Blanc and Gewurztraminer varieties with 364 and 249 acres, respectively. Only the Chardonnay variety increased substantially with 4,108 acres.

CALIFORNIA GRAPE ACREAGE, 1990

MAJOR COUNTIES BY TYPES OF GRAPE



RAISIN TYPE GRAPES

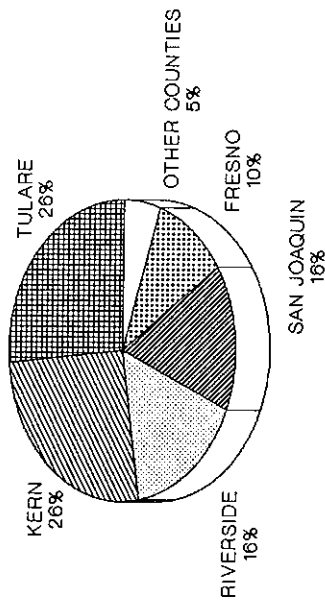
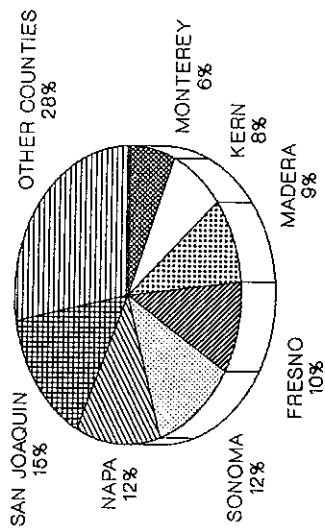
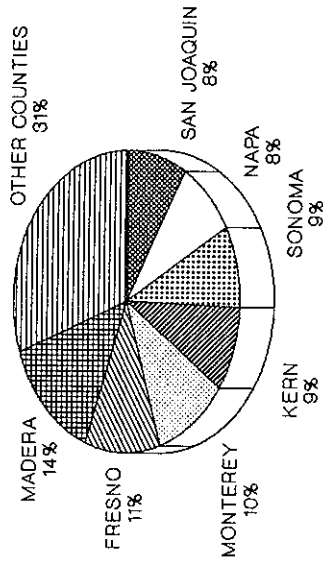


TABLE TYPE GRAPES



RED WINE TYPE GRAPES



WHITE WINE TYPE GRAPES

TABLE 1: ALL GRAPES: ACREAGE STANDING BY TYPE, BY YEAR PLANTED, CALIFORNIA

TYPE	1981 AND EARLIER	1982	1983	1984	1985	1986	1987	1988	1989	1990	BEARING	NON- BEARING	TOTAL
ACRES													
RAISIN	250,713	8,184	5,176	2,486	829	711	1,503	2,197	3,080	2,028	269,602	7,305	276,907
TABLE b/	48,337	5,598	7,693	5,442	6,144	2,143	2,606	2,403	3,423	1,543	77,974	7,358	85,332
WINE	222,673	22,863	10,899	7,104	7,483	7,413	12,126	16,445	13,821	9,529	290,561	39,795	330,356
RED	106,942	2,628	2,879	2,741	3,174	3,543	6,224	9,124	8,175	5,376	128,131	22,675	150,806
WHITE	115,731	20,235	8,020	4,363	4,309	3,870	5,902	7,321	5,646	4,153	162,430	17,120	179,550
GRAPES EXCLUDING ROOTSTOCK	521,723	36,645	23,768	15,032	14,456	10,267	16,235	21,045	20,324	13,100	638,137	54,458	692,595
ROOTSTOCK	118	39	15	29	28	4	17	75	288	419	0	1,032	1,032
ALL GRAPES	521,841	36,684	23,783	15,061	14,484	10,271	16,252	21,120	20,612	13,519	638,137	55,490	693,627

TABLE 2: RAISIN TYPE GRAPES: ACREAGE STANDING, BY VARIETY, BY YEAR PLANTED, CALIFORNIA

VARIETY	1981 AND EARLIER	1982	1983	1984	1985	1986	1987	1988	1989	1990	BEARING	NON- BEARING	TOTAL
ACRES													
BLACK CORINTH c/	1,447	218	159	91	40	47	9	50	118	102	2,011	270	2,281
CANNER e/	50	0	3	0	0	0	0	5	0	0	53	5	58
FIESTA	488	35	64	2	7	4	0	0	614	40	600	654	1,254
MUSCAT OF ALEXANDRIA	5,206	160	141	126	77	6	0	0	15	0	5,716	15	5,731
SULTANA	288	0	0	0	0	0	0	0	0	0	288	0	288
THOMPSON SEEDLESS	243,214	7,771	4,809	2,267	705	654	1,494	2,142	2,333	1,869	260,914	6,344	267,253
OTHER RAISIN	20	0	0	0	0	0	0	0	0	17	20	17	37
TOTAL RAISIN	250,713	8,184	5,176	2,486	829	711	1,503	2,197	3,080	2,028	269,602	7,305	276,907

TABLE 3: TABLE TYPE GRAPES: ACREAGE STANDING, BY VARIETY, BY YEAR PLANTED, CALIFORNIA

VARIETY	1981 AND EARLIER	1982	1983	1984	1985	1986	1987	1988	1989	1990	BEARING	NON- BEARING	TOTAL
ACRES													
ALMERIA	104	0	0	0	0	0	0	0	0	0	104	0	104
AUTUMN SEEDLESS	0	0	4	0	10	11	148	0	0	0	173	0	173
BEAUTY SEEDLESS c/	121	0	48	0	79	67	148	38	0	0	463	38	501
BLACK SEEDLESS	29	0	1	0	0	9	201	32	140	37	240	209	449
BLACK MONUKKA	392	2	0	0	0	0	0	0	0	2	394	2	396
CALMERIA	2,097	154	329	42	53	19	21	19	0	19	2,715	38	2,753
CARDINAL	302	0	0	0	1	0	0	0	0	0	303	0	303
CHRISTMAS ROSE	108	247	184	110	206	41	126	23	37	66	1,022	126	1,148
EARLY MUSCAT	1	36	0	30	0	0	0	0	0	0	67	0	67
EMPERATRIZ	0	0	9	0	205	25	40	0	0	0	279	0	279
EMPEROR	8,105	737	210	38	37	0	40	0	48	0	9,167	48	9,215
EMPEROR SEEDLESS	55	0	0	3	57	84	0	0	0	0	199	0	199
EMPRESS	3	12	0	53	0	0	0	0	0	0	68	0	68
EXOTIC	894	93	148	124	74	54	19	0	19	0	1,406	19	1,425
FANTASY	0	0	0	0	0	0	1	38	154	307	1	499	500
FLAME SEEDLESS b/	8,004	2,321	4,624	2,922	3,297	802	744	462	1,358	535	22,725	2,344	25,069
FLAME TOKAY	12,488	209	244	368	133	43	189	13	1	0	13,674	14	13,688
FLAMING RED	82	58	10	43	8	1	0	15	0	0	202	15	217
ITALIA	169	0	3	48	20	9	7	20	0	0	256	20	276
KYOHU	0	0	10	0	0	43	8	0	0	0	61	0	61
MAJESTIC	0	0	17	0	0	40	0	0	0	0	57	0	57
MALAGA c/	1,405	51	1	0	0	15	0	0	0	0	1,472	0	1,472
MUSCAT FLAME	9	0	56	0	0	0	0	0	0	0	65	0	65
NIABELL	78	0	43	0	0	0	0	0	0	0	121	0	121
PERLETTE	5,816	514	596	604	405	88	73	9	111	0	8,096	120	8,216
QUEEN	374	0	0	5	9	0	0	0	0	0	388	0	388
RED CRIMSON e/	0	0	0	0	0	0	1	0	29	120	1	149	150
RED MALAGA	75	0	0	0	0	0	0	0	0	0	75	0	75
RED SEEDLESS	57	0	17	8	0	7	4	37	135	29	93	201	294
REDGLOBE c/	268	254	134	297	377	349	441	1,262	939	354	2,120	2,555	4,675
RIBIER	2,531	201	194	86	53	25	41	0	0	0	3,131	0	3,131
ROUGE	12	0	72	0	227	0	0	151	202	0	311	353	664
RUBY SEEDLESS c/	2,799	174	393	511	782	320	257	203	228	5	5,236	436	5,672
SUPERIOR SEEDLESS BRAND	1,753	518	338	144	106	69	52	17	0	18	2,980	35	3,015
OTHER TABLE	206	17	8	6	5	22	45	64	22	51	309	137	446
TOTAL TABLE	48,337	5,598	7,693	5,442	6,144	2,143	2,606	2,403	3,423	1,543	77,974	7,358	85,332

TABLE 6: RAISIN TYPE GRAPES: ACREAGE STANDING, BY VARIETY, BY YEAR PLANTED, BY COUNTY, CALIFORNIA

COUNTY	1981 AND EARLIER	1982	1983	1984	1985	1986	1987	1988	1989	1990	BEARING	NON- BEARING	TOTAL
--------	------------------------	------	------	------	------	------	------	------	------	------	---------	-----------------	-------

TOTAL RAISIN

CONTRA COSTA	0	0	0	0	7	0	0	0	0	0	7	0	7
FRESNO	153,875	3,071	2,354	1,014	310	346	542	1,177	1,682	732	161,512	3,591	165,103
KERN	23,104	1,343	1,103	698	111	64	176	207	461	416	26,599	1,084	27,683
KINGS	1,952	43	155	3	10	0	7	16	0	10	2,170	26	2,196
MADERA	37,525	1,678	570	451	161	32	96	424	429	536	40,513	1,389	41,902
MENDOCINO	0	0	0	0	3	0	0	0	0	0	3	0	3
MERCED	1,733	47	12	1	24	6	3	0	0	0	1,826	0	1,826
RIVERSIDE	2,977	379	423	71	158	8	0	0	8	18	4,016	26	4,042
SAN BERNARDINO	0	0	0	0	0	71	0	0	120	0	71	120	191
SAN DIEGO	4	0	0	0	0	0	0	0	0	0	4	0	4
SAN JOAQUIN	194	0	0	2	0	0	0	0	0	0	196	0	196
SAN LUIS OBISPO	65	0	0	0	0	0	0	0	0	0	65	0	65
STANISLAUS	996	0	17	0	0	0	0	5	0	0	1,013	5	1,018
TULARE	28,288	1,623	542	246	43	184	679	368	380	316	31,605	1,064	32,669
YUBA	0	0	0	0	2	0	0	0	0	0	2	0	2
STATE TOTAL	250,713	8,184	5,176	2,486	829	711	1,503	2,197	3,080	2,028	269,602	7,305	276,907

TABLE 7: TABLE TYPE GRAPES: ACREAGE STANDING, BY VARIETY, BY YEAR PLANTED, BY COUNTY, CALIFORNIA

COUNTY	1981 AND EARLIER	1982	1983	1984	1985	1986	1987	1988	1989	1990	NON- BEARING: a/	BEARING:	TOTAL
ALMERIA													
KERN	32	0	0	0	0	0	0	0	0	0	32	0	32
TULARE	72	0	0	0	0	0	0	0	0	0	72	0	72
STATE TOTAL	104	0	0	0	0	0	0	0	0	0	104	0	104
AUTUMN SEEDLESS													
KERN	0	0	4	0	0	0	148	0	0	0	152	0	152
MADERA	0	0	0	0	0	11	0	0	0	0	11	0	11
TULARE	0	0	0	0	10	0	0	0	0	0	10	0	10
STATE TOTAL	0	0	4	0	10	11	148	0	0	0	173	0	173
BEAUTY SEEDLESS c/													
FRESNO	0	0	0	0	8	5	0	0	0	0	13	0	13
KERN	0	0	30	0	0	10	148	38	0	0	188	38	226
RIVERSIDE	121	0	18	0	71	43	0	0	0	0	253	0	253
SAN BERNARDINO	0	0	0	0	0	9	0	0	0	0	9	0	9
STATE TOTAL	121	0	48	0	79	67	148	38	0	0	463	38	501
BLACK SEEDLESS													
FRESNO	0	0	0	0	0	0	80	0	0	0	80	0	80
KERN	0	0	1	0	0	9	112	0	40	18	122	58	180
MADERA	24	0	0	0	0	0	0	0	0	0	24	0	24
SAN LUIS OBISPO	5	0	0	0	0	0	0	0	0	0	5	0	5
TULARE	0	0	0	0	0	0	9	32	100	19	9	151	160
STATE TOTAL	29	0	1	0	0	9	201	32	140	37	240	209	449
BLACK MONUKKA													
FRESNO	279	0	0	0	0	0	0	0	0	0	279	0	279
KERN	24	0	0	0	0	0	0	0	0	0	24	0	24
MADERA	77	0	0	0	0	0	0	0	0	0	77	0	77
MERCED	7	0	0	0	0	0	0	0	0	0	7	0	7
SAN JOAQUIN	0	2	0	0	0	0	0	0	0	2	2	0	2
TULARE	5	0	0	0	0	0	0	0	0	2	5	2	7
STATE TOTAL	392	2	0	0	0	0	0	0	0	2	394	2	396
CALMERIA													
FRESNO	170	10	0	0	0	0	0	0	0	0	180	0	180
KERN	926	18	119	8	53	0	21	0	0	0	1,145	0	1,145
MADERA	48	0	5	0	0	0	0	0	0	0	53	0	53
TULARE	953	126	205	34	0	19	0	19	0	19	1,337	38	1,375
STATE TOTAL	2,097	154	329	42	53	19	21	19	0	19	2,715	38	2,753
CARDINAL													
CONTRA COSTA	0	0	0	0	1	0	0	0	0	0	1	0	1
FRESNO	8	0	0	0	0	0	0	0	0	0	8	0	8
KERN	264	0	0	0	0	0	0	0	0	0	264	0	264
RIVERSIDE	2	0	0	0	0	0	0	0	0	0	2	0	2
TULARE	28	0	0	0	0	0	0	0	0	0	28	0	28
STATE TOTAL	302	0	0	0	1	0	0	0	0	0	303	0	303
CHRISTMAS ROSE													
FRESNO	0	11	20	5	30	21	18	5	5	0	105	10	115
KERN	52	80	85	38	41	2	10	13	0	20	308	33	341
MADERA	0	0	8	5	4	0	0	0	0	0	17	0	17
TULARE	56	156	71	62	131	18	98	5	32	46	592	83	675
STATE TOTAL	108	247	184	110	206	41	126	23	37	66	1,022	126	1,148
EARLY MUSCAT													
KERN	0	36	0	30	0	0	0	0	0	0	66	0	66
SONOMA	1	0	0	0	0	0	0	0	0	0	1	0	1
STATE TOTAL	1	36	0	30	0	0	0	0	0	0	67	0	67

TABLE 6: RAISIN TYPE GRAPES: ACREAGE STANDING, BY VARIETY, BY YEAR PLANTED, BY COUNTY, CALIFORNIA

COUNTY	1981 AND EARLIER	1982	1983	1984	1985	1986	1987	1988	1989	1990	NON- BEARING: B/	TOTAL
--------	------------------------	------	------	------	------	------	------	------	------	------	------------------------	-------

TOTAL RAISIN

CONTRA COSTA	0	0	0	0	7	0	0	0	0	0	7	0	7
FRESNO	153,875	3,071	2,354	1,014	310	346	542	1,177	1,682	732	161,512	3,591	165,103
KERN	23,104	1,343	1,103	698	111	64	176	207	461	416	26,599	1,084	27,683
KINGS	1,952	43	155	3	10	0	7	16	0	10	2,170	26	2,196
MADERA	37,525	1,678	570	451	161	32	96	424	429	536	40,513	1,389	41,902
MENDOCINO	0	0	0	0	3	0	0	0	0	0	3	0	3
MERCED	1,733	47	12	1	24	6	3	0	0	0	1,826	0	1,826
RIVERSIDE	2,977	379	423	71	158	8	0	0	8	18	4,016	26	4,042
SAN BERNARDINO	0	0	0	0	0	71	0	0	0	120	71	120	191
SAN DIEGO	4	0	0	0	0	0	0	0	0	0	4	0	4
SAN JOAQUIN	194	0	0	2	0	0	0	0	0	0	196	0	196
SAN LUIS OBISPO	65	0	0	0	0	0	0	0	0	0	65	0	65
STANISLAUS	996	0	17	0	0	0	0	5	0	0	1,013	5	1,018
TULARE	28,288	1,623	542	246	43	184	679	368	380	316	31,605	1,064	32,669
YUBA	0	0	0	0	2	0	0	0	0	0	2	0	2
STATE TOTAL	250,713	8,184	5,176	2,486	829	711	1,503	2,197	3,080	2,028	269,602	7,305	276,907

TABLE 7: TABLE TYPE GRAPES: ACREAGE STANDING, BY VARIETY, BY YEAR PLANTED, BY COUNTY, CALIFORNIA

COUNTY	1981 AND EARLIER	1982	1983	1984	1985	1986	1987	1988	1989	1990	NON- BEARING B/	BEARING B/	TOTAL
ALMERIA													
KERN	32	0	0	0	0	0	0	0	0	0	32	0	32
TULARE	72	0	0	0	0	0	0	0	0	0	72	0	72
STATE TOTAL	104	0	0	0	0	0	0	0	0	0	104	0	104
AUTUMN SEEDLESS													
KERN	0	0	4	0	0	0	148	0	0	0	152	0	152
MADERA	0	0	0	0	0	11	0	0	0	0	11	0	11
TULARE	0	0	0	0	10	0	0	0	0	0	10	0	10
STATE TOTAL	0	0	4	0	10	11	148	0	0	0	173	0	173
BEAUTY SEEDLESS $\frac{1}{2}$													
FRESNO	0	0	0	0	8	5	0	0	0	0	13	0	13
KERN	0	0	30	0	0	10	148	38	0	0	188	38	226
RIVERSIDE	121	0	18	0	71	43	0	0	0	0	253	0	253
SAN BERNARDINO	0	0	0	0	0	9	0	0	0	0	9	0	9
STATE TOTAL	121	0	48	0	79	67	148	38	0	0	463	38	501
BLACK SEEDLESS													
FRESNO	0	0	0	0	0	0	80	0	0	0	80	0	80
KERN	0	0	1	0	0	9	112	0	40	18	122	58	180
MADERA	24	0	0	0	0	0	0	0	0	0	24	0	24
SAN LUIS OBISPO	5	0	0	0	0	0	0	0	0	0	5	0	5
TULARE	0	0	0	0	0	0	9	32	100	19	9	151	160
STATE TOTAL	29	0	1	0	0	9	201	32	140	37	240	209	449
BLACK MONUKKA													
FRESNO	279	0	0	0	0	0	0	0	0	0	279	0	279
KERN	24	0	0	0	0	0	0	0	0	0	24	0	24
MADERA	77	0	0	0	0	0	0	0	0	0	77	0	77
MERCED	7	0	0	0	0	0	0	0	0	0	7	0	7
SAN JOAQUIN	0	2	0	0	0	0	0	0	0	0	2	0	2
TULARE	5	0	0	0	0	0	0	0	0	2	5	2	7
STATE TOTAL	392	2	0	0	0	0	0	0	0	2	394	2	396
CALMERIA													
FRESNO	170	10	0	0	0	0	0	0	0	0	180	0	180
KERN	926	18	119	8	53	0	21	0	0	0	1,145	0	1,145
MADERA	48	0	5	0	0	0	0	0	0	0	53	0	53
TULARE	953	126	205	34	0	19	0	19	0	19	1,337	38	1,375
STATE TOTAL	2,097	154	329	42	53	19	21	19	0	19	2,715	38	2,753
CARDINAL													
CONTRA COSTA	0	0	0	0	1	0	0	0	0	0	1	0	1
FRESNO	8	0	0	0	0	0	0	0	0	0	8	0	8
KERN	264	0	0	0	0	0	0	0	0	0	264	0	264
RIVERSIDE	2	0	0	0	0	0	0	0	0	0	2	0	2
TULARE	28	0	0	0	0	0	0	0	0	0	28	0	28
STATE TOTAL	302	0	0	0	1	0	0	0	0	0	303	0	303
CHRISTMAS ROSE													
FRESNO	0	11	20	5	30	21	18	5	5	0	105	10	115
KERN	52	80	85	38	41	2	10	13	0	20	308	33	341
MADERA	0	0	8	5	4	0	0	0	0	0	17	0	17
TULARE	56	156	71	62	131	18	98	5	32	46	592	83	675
STATE TOTAL	108	247	184	110	206	41	126	23	37	66	1,022	126	1,148
EARLY MUSCAT													
KERN	0	36	0	30	0	0	0	0	0	0	66	0	66
SONOMA	1	0	0	0	0	0	0	0	0	0	1	0	1
STATE TOTAL	1	36	0	30	0	0	0	0	0	0	67	0	67

TABLE 7: TABLE TYPE GRAPES: ACREAGE STANDING, BY VARIETY, BY YEAR PLANTED, BY COUNTY, CALIFORNIA

COUNTY	1981 AND EARLIER	1982	1983	1984	1985	1986	1987	1988	1989	1990	BEARING:	NON- BEARING:	TOTAL
--------	------------------------	------	------	------	------	------	------	------	------	------	----------	------------------	-------

EMPERATRIZ

FRESNO	0	0	0	0	13	25	0	0	0	0	38	0	38
KERN	0	0	0	0	60	0	0	0	0	0	60	0	60
MADERA	0	0	9	0	16	0	0	0	0	0	25	0	25
TULARE	0	0	0	0	116	0	40	0	0	0	156	0	156
STATE TOTAL	0	0	9	0	205	25	40	0	0	0	279	0	279

EMPEROR

FRESNO	542	18	0	0	0	0	0	0	0	0	560	0	560
KERN	2,317	138	53	20	37	0	31	0	48	0	2,596	48	2,644
MADERA	137	0	11	0	0	0	0	0	0	0	148	0	148
SAN JOAQUIN	15	0	0	0	0	0	0	0	0	0	15	0	15
TULARE	5,094	581	146	18	0	0	9	0	0	0	5,848	0	5,848
STATE TOTAL	8,105	737	210	38	37	0	40	0	48	0	9,167	48	9,215

EMPEROR SEEDLESS

KERN	0	0	0	0	37	0	0	0	0	0	37	0	37
TULARE	55	0	0	3	20	84	0	0	0	0	162	0	162
STATE TOTAL	55	0	0	3	57	84	0	0	0	0	199	0	199

EMPRESS

FRESNO	3	0	0	0	0	0	0	0	0	0	3	0	3
KERN	0	0	0	53	0	0	0	0	0	0	53	0	53
TULARE	0	12	0	0	0	0	0	0	0	0	12	0	12
STATE TOTAL	3	12	0	53	0	0	0	0	0	0	68	0	68

EXOTIC

FRESNO	20	0	0	8	0	8	0	0	0	0	36	0	36
KERN	619	88	8	30	0	9	0	0	19	0	754	19	773
RIVERSIDE	100	5	86	86	62	23	19	0	0	0	381	0	381
SAN BERNARDINO	0	0	0	0	0	6	0	0	0	0	6	0	6
TULARE	155	0	54	0	12	8	0	0	0	0	229	0	229
STATE TOTAL	894	93	148	124	74	54	19	0	19	0	1,406	19	1,425

FANTASY

FRESNO	0	0	0	0	0	0	0	0	0	13	0	13	13
KERN	0	0	0	0	0	0	1	0	0	94	1	94	95
MADERA	0	0	0	0	0	0	0	0	0	9	0	9	9
RIVERSIDE	0	0	0	0	0	0	0	0	1	0	0	1	1
TULARE	0	0	0	0	0	0	0	38	153	191	0	382	382
STATE TOTAL	0	0	0	0	0	0	1	38	154	307	1	499	500

FLAME SEEDLESS b/

BUTTE	0	0	0	2	0	0	0	0	0	0	2	0	2
CONTRA COSTA	0	0	0	0	7	0	0	0	0	0	7	0	7
FRESNO	1,592	347	583	181	220	80	30	35	57	12	3,033	104	3,137
IMPERIAL	0	0	0	0	240	0	0	0	0	0	240	0	240
KERN	2,212	727	1,586	690	909	193	165	149	513	186	6,482	848	7,330
KINGS	59	13	213	0	40	0	0	0	0	0	325	0	325
LAKE	0	0	13	8	0	0	0	0	0	0	21	0	21
MADERA	231	463	379	106	96	20	168	5	6	0	1,463	11	1,474
MERCED	63	0	15	10	19	54	0	0	27	0	161	27	188
RIVERSIDE	1,756	337	657	1,489	1,351	182	2	12	174	0	5,785	175	5,960
SAN BERNARDINO	0	0	0	0	0	192	0	12	480	0	192	480	672
SAN JOAQUIN	2	8	3	10	0	9	0	0	0	0	32	0	32
SANTA BARBARA	20	0	0	0	0	0	0	0	0	0	20	0	20
STANISLAUS	19	0	0	0	0	0	0	0	0	0	19	0	19
SUTTER	0	0	12	0	0	0	0	0	0	0	12	0	12
TULARE	2,050	426	1,163	426	415	72	379	261	101	337	4,931	699	5,630
STATE TOTAL	8,004	2,321	4,624	2,922	3,297	802	744	462	1,358	535	22,725	2,344	25,069

TABLE 7: TABLE TYPE GRAPES: ACREAGE STANDING, BY VARIETY, BY YEAR PLANTED, BY COUNTY, CALIFORNIA

COUNTY	1981 AND EARLIER	1982	1983	1984	1985	1986	1987	1988	1989	1990	BEARING B/	NON- BEARING	TOTAL
FLAME TOKAY													
FRESNO	82	5	5	0	4	0	0	0	0	0	96	0	96
SAN BERNARDINO	3	0	0	0	0	0	0	0	0	0	3	0	3
SAN DIEGO	5	0	0	0	0	0	0	0	0	0	5	0	5
SAN JOAQUIN	12,291	204	181	225	129	43	189	13	1	0	13,262	14	13,276
SAN LUIS OBISPO	71	0	0	0	0	0	0	0	0	0	71	0	71
TULARE	36	0	58	143	0	0	0	0	0	0	237	0	237
STATE TOTAL	12,488	209	244	368	133	43	189	13	1	0	13,674	14	13,688
FLAMING RED													
FRESNO	59	0	8	42	0	0	0	0	0	0	109	0	109
MADERA	0	0	0	0	0	0	0	15	0	0	0	15	15
PLACER	0	0	0	0	0	1	0	0	0	0	1	0	1
SAN DIEGO	0	0	0	1	0	0	0	0	0	0	10	0	10
SUTTER	0	0	2	0	8	0	0	0	0	0	81	0	81
TULARE	23	58	0	0	0	0	0	0	0	0	0	0	0
STATE TOTAL	82	58	10	43	8	1	0	15	0	0	202	15	217
ITALIA													
FRESNO	44	0	0	0	0	9	0	0	0	0	53	0	53
KERN	76	0	3	0	20	0	0	20	0	0	99	20	119
MADERA	9	0	0	0	0	0	0	0	0	0	9	0	9
SAN JOAQUIN	6	0	0	0	0	0	7	0	0	0	13	0	13
TULARE	34	0	0	48	0	0	0	0	0	0	82	0	82
STATE TOTAL	169	0	3	48	20	9	7	20	0	0	256	20	276
KYOH0													
FRESNO	0	0	10	0	0	42	8	0	0	0	60	0	60
TULARE	0	0	0	0	0	1	0	0	0	0	1	0	1
STATE TOTAL	0	0	10	0	0	43	8	0	0	0	61	0	61
MAJESTIC													
KERN	0	0	17	0	0	40	0	0	0	0	57	0	57
STATE TOTAL	0	0	17	0	0	40	0	0	0	0	57	0	57
MALAGA c/													
FRESNO	506	9	0	0	0	0	0	0	0	0	515	0	515
KERN	391	0	0	0	0	0	0	0	0	0	391	0	391
KINGS	16	0	0	0	0	0	0	0	0	0	16	0	16
MADERA	168	0	0	0	0	0	0	0	0	0	168	0	168
SAN BERNARDINO	3	0	0	0	0	0	0	0	0	0	3	0	3
SAN JOAQUIN	1	0	0	0	0	0	0	0	0	0	1	0	1
TULARE	320	42	1	0	0	15	0	0	0	0	378	0	378
STATE TOTAL	1,405	51	1	0	0	15	0	0	0	0	1,472	0	1,472
MUSCAT FLAME													
KERN	0	0	56	0	0	0	0	0	0	0	56	0	56
TULARE	9	0	0	0	0	0	0	0	0	0	9	0	9
STATE TOTAL	9	0	56	0	0	0	0	0	0	0	65	0	65
NIABELL													
TULARE	78	0	43	0	0	0	0	0	0	0	121	0	121
STATE TOTAL	78	0	43	0	0	0	0	0	0	0	121	0	121
PERLETTE													
CONTRA COSTA	0	0	0	0	2	0	0	0	0	0	2	0	2
FRESNO	9	0	16	0	2	0	0	0	0	0	27	0	27
KERN	889	89	230	63	93	0	0	0	0	0	1,364	0	1,364
RIVERSIDE	4,754	345	339	537	308	72	73	9	111	0	6,428	120	6,548
SAN BERNARDINO	0	0	0	0	0	6	0	0	0	0	6	0	6
TULARE	164	80	11	4	0	10	0	0	0	0	269	0	269
STATE TOTAL	5,816	514	596	604	405	88	73	9	111	0	8,096	120	8,216

TABLE 7: TABLE TYPE GRAPES: ACREAGE STANDING, BY VARIETY, BY YEAR PLANTED, BY COUNTY, CALIFORNIA

COUNTY	1981 AND EARLIER	1982	1983	1984	1985	1986	1987	1988	1989	1990	NON- BEARING	BEARING	TOTAL
QUEEN													
FRESNO	64	0	0	5	0	0	0	0	0	0	69	0	69
KERN	116	0	0	0	9	0	0	0	0	0	125	0	125
TULARE	194	0	0	0	0	0	0	0	0	0	194	0	194
STATE TOTAL	374	0	0	5	9	0	0	0	0	0	388	0	388
RED CRIMSON c/													
FRESNO	0	0	0	0	0	0	0	0	0	5	0	5	5
KERN	0	0	0	0	0	0	1	0	4	25	1	29	30
KINGS	0	0	0	0	0	0	0	0	0	2	0	2	2
MADERA	0	0	0	0	0	0	0	0	0	1	0	1	1
TULARE	0	0	0	0	0	0	0	0	25	87	0	112	112
STATE TOTAL	0	0	0	0	0	0	1	0	29	120	1	149	150
RED MALAGA													
FRESNO	5	0	0	0	0	0	0	0	0	0	5	0	5
SAN BERNARDINO	4	0	0	0	0	0	0	0	0	0	4	0	4
SAN JOAQUIN	1	0	0	0	0	0	0	0	0	0	1	0	1
TULARE	65	0	0	0	0	0	0	0	0	0	65	0	65
STATE TOTAL	75	0	0	0	0	0	0	0	0	0	75	0	75
RED SEEDLESS													
FRESNO	48	0	4	8	0	7	0	18	17	0	67	35	102
KERN	0	0	10	0	0	0	4	0	118	14	14	132	146
TULARE	9	0	3	0	0	0	0	19	0	15	12	34	46
STATE TOTAL	57	0	17	8	0	7	4	37	135	29	93	201	294
REDGLOBE c/													
FRESNO	128	61	71	12	104	162	109	21	188	8	647	217	864
KERN	30	84	0	231	181	37	90	675	487	269	653	1,431	2,084
KINGS	16	0	0	0	0	0	15	0	0	4	16	19	35
MADERA	0	11	0	0	0	0	3	29	0	10	14	39	53
MERCED	0	0	0	0	0	32	0	0	0	0	32	0	32
TULARE	94	98	63	54	92	118	239	522	264	63	758	849	1,607
STATE TOTAL	268	254	134	297	377	349	441	1,262	939	354	2,120	2,555	4,675
RIBIER													
FRESNO	290	5	36	18	0	0	0	0	0	0	349	0	349
KERN	1,034	66	76	51	53	25	32	0	0	0	1,337	0	1,337
MADERA	18	8	8	0	0	0	0	0	0	0	34	0	34
SAN BERNARDINO	3	0	0	0	0	0	0	0	0	0	3	0	3
SAN JOAQUIN	17	0	0	0	0	0	0	0	0	0	17	0	17
TULARE	1,169	122	74	17	0	0	9	0	0	0	1,391	0	1,391
STATE TOTAL	2,531	201	194	86	53	25	41	0	0	0	3,131	0	3,131
ROUGE													
TULARE	12	0	72	0	227	0	0	151	202	0	311	353	664
STATE TOTAL	12	0	72	0	227	0	0	151	202	0	311	353	664
RUBY SEEDLESS c/													
FRESNO	1,321	110	80	249	188	117	22	52	11	0	2,087	63	2,150
KERN	185	0	112	33	148	20	73	90	0	0	571	90	661
KINGS	73	0	29	0	22	10	0	0	0	0	134	0	134
MADERA	271	0	0	0	40	34	0	15	0	0	345	15	360
MERCED	11	0	0	0	0	0	0	0	0	0	11	0	11
SAN JOAQUIN	0	0	0	10	0	0	0	0	0	0	10	0	10
TEHAMA	0	0	2	1	3	0	0	0	0	0	6	0	6
TULARE	938	64	170	218	381	139	162	46	217	5	2,072	268	2,340
STATE TOTAL	2,799	174	393	511	782	320	257	203	228	5	5,236	436	5,672

TABLE 7: TABLE TYPE GRAPES: ACREAGE STANDING, BY VARIETY, BY YEAR PLANTED, BY COUNTY, CALIFORNIA

COUNTY	1981 AND EARLIER	1982	1983	1984	1985	1986	1987	1988	1989	1990	BEARING a/	NON- BEARING	TOTAL
SUPERIOR SEEDLESS BRAND													
KERN	1,250	516	318	144	91	0	0	0	0	18	2,319	18	2,337
RIVERSIDE	503	2	20	0	15	69	52	17	0	0	661	17	678
STATE TOTAL	1,753	518	338	144	106	69	52	17	0	18	2,980	35	3,015
OTHER TABLE													
BUTTE	19	0	0	0	0	0	0	0	0	0	19	0	19
FRESNO	28	0	0	4	1	0	0	20	0	5	33	25	58
KERN	101	7	0	2	4	0	25	0	0	36	139	36	175
KINGS	0	10	0	0	0	0	0	0	0	0	10	0	10
RIVERSIDE	18	0	0	0	0	0	0	0	0	0	18	0	18
SAN BERNARDINO	23	0	0	0	0	3	0	0	0	0	23	0	23
SAN JOAQUIN	16	0	0	0	0	0	0	0	2	0	19	0	19
SONOMA	1	0	0	0	0	0	0	0	2	0	1	2	3
TULARE	0	0	8	0	0	19	20	44	20	10	47	74	121
STATE TOTAL	206	17	8	6	5	22	45	64	22	51	309	137	446

TABLE 7: TABLE TYPE GRAPES: ACREAGE STANDING, BY VARIETY, BY YEAR PLANTED, BY COUNTY, CALIFORNIA

COUNTY	1981 AND EARLIER	1982	1983	1984	1985	1986	1987	1988	1989	1990	BEARING: b/	NON- BEARING:	TOTAL
--------	------------------------	------	------	------	------	------	------	------	------	------	----------------	------------------	-------

TOTAL TABLE

BUTTE	19	0	0	2	0	0	0	0	0	0	21	0	21
CONTRA COSTA	0	0	0	0	10	0	0	0	0	0	10	0	10
FRESNO	5,198	576	833	532	570	476	267	151	278	43	8,452	472	8,924
IMPERIAL	0	0	0	0	240	0	0	0	0	0	240	0	240
KERN	10,518	1,849	2,708	1,393	1,736	345	861	985	1,229	680	19,410	2,894	22,304
KINGS	164	23	242	0	62	10	0	15	0	6	501	21	522
LAKE	0	0	13	8	0	0	0	0	0	0	21	0	21
MADERA	983	482	420	111	156	65	171	64	6	20	2,388	90	2,478
MERCED	81	0	15	10	19	86	0	0	27	0	211	27	238
PLACER	0	0	0	0	0	1	0	0	0	0	1	0	1
RIVERSIDE b/	7,254	689	1,120	2,112	1,807	389	146	38	286	0	13,528	313	13,841
SAN BERNARDINO	36	0	0	0	0	213	0	0	480	0	249	480	729
SAN DIEGO	5	0	0	1	0	0	0	0	0	0	6	0	6
SAN JUAQUIN	12,349	214	184	245	129	55	196	13	1	0	13,372	14	13,386
SAN LUIS OBISPO	76	0	0	0	0	0	0	0	0	0	76	0	76
SANTA BARBARA	20	0	0	0	0	0	0	0	0	0	20	0	20
SONOMA	2	0	0	0	0	0	0	0	2	0	2	2	4
STANISLAUS	19	0	0	0	0	0	0	0	0	0	19	0	19
SUTTER	0	0	14	0	8	0	0	0	0	0	22	0	22
TEHAMA	0	0	2	1	3	0	0	0	0	0	6	0	6
TULARE	11,613	1,765	2,142	1,027	1,404	503	965	1,137	1,114	794	19,419	3,045	22,464
STATE TOTAL	48,337	5,598	7,693	5,442	6,144	2,143	2,606	2,403	3,423	1,543	77,974	7,358	85,332

TABLE 8: RED WINE TYPE GRAPES: ACREAGE STANDING, BY VARIETY, BY YEAR PLANTED, BY COUNTY, CALIFORNIA

COUNTY	1981 AND EARLIER	1982	1983	1984	1985	1986	1987	1988	1989	1990	BEARING	NON- BEARING	TOTAL
ALICANTE BOUSCHET													
ALAMEDA	11	0	0	0	0	0	0	0	0	0	11	0	11
AMADOR	1	0	0	0	0	0	0	0	0	0	1	0	1
CALAVERAS	5	0	0	0	0	0	0	0	0	0	5	0	5
CONTRA COSTA	5	0	0	0	0	0	0	0	0	0	5	0	5
FRESNO	768	0	0	0	0	0	0	0	0	0	768	0	768
KERN	231	0	10	0	0	0	0	0	40	0	241	40	281
KINGS	51	0	0	0	0	0	0	0	0	0	51	0	51
MADERA	184	0	0	0	0	0	0	0	0	0	184	0	184
NAPA	2	0	0	0	0	0	0	0	0	0	2	0	2
RIVERSIDE	26	0	0	0	0	0	0	0	0	0	26	0	26
SAN BERNARDINO	31	0	0	0	0	0	0	0	0	0	31	0	31
SAN JOAQUIN	184	0	0	0	0	0	0	0	5	5	184	10	194
SAN LUIS OBISPO	10	0	0	0	0	0	0	0	0	0	10	0	10
SONOMA	55	0	0	0	0	0	0	0	0	0	55	0	55
TULARE	393	0	0	75	0	0	0	9	0	0	468	9	477
STATE TOTAL	1,957	0	10	75	0	0	0	9	45	5	2,042	59	2,101
BARBERA													
AMADOR	8	5	0	2	0	0	0	0	0	19	15	19	34
CONTRA COSTA	4	0	0	0	0	0	0	0	0	0	4	0	4
EL DORADO	19	0	0	0	0	0	0	0	1	0	19	1	20
FRESNO	4,116	10	0	0	21	0	1	0	0	0	4,148	0	4,148
GLENN	98	0	0	0	0	0	0	0	0	0	98	0	98
KERN	1,027	0	0	0	0	0	0	0	0	0	1,027	0	1,027
KINGS	9	0	0	0	0	0	0	0	0	0	9	0	9
LAKE	0	0	5	0	0	0	0	0	0	0	5	0	5
MADERA	2,608	0	0	0	0	0	0	0	0	0	2,608	0	2,608
MENDOCINO	14	0	0	0	0	1	0	0	0	0	15	0	15
MERCED	1,017	0	0	0	0	0	92	0	0	0	1,109	0	1,109
NAPA	2	0	0	0	0	0	0	0	0	0	2	0	2
PLACER	4	0	0	0	0	0	0	0	0	0	4	0	4
SAN JOAQUIN	119	0	0	0	0	0	0	0	0	0	119	0	119
SAN LUIS OBISPO	1	0	0	0	0	0	0	0	0	0	1	0	1
SONOMA	25	0	0	0	0	0	0	0	0	0	25	0	25
STANISLAUS	1,199	0	0	0	0	0	0	0	0	0	1,199	0	1,199
TULARE	239	0	0	0	0	0	0	0	0	0	239	0	239
STATE TOTAL	10,509	15	5	2	21	1	93	0	1	19	10,646	20	10,666
BLACK MALVOISIE													
FRESNO	15	0	0	0	0	0	0	0	0	0	15	0	15
SAN BERNARDINO	5	0	0	0	0	0	0	0	0	0	5	0	5
SAN JOAQUIN	5	0	0	0	0	0	0	0	0	0	5	0	5
SONOMA	2	0	0	0	0	0	0	0	0	3	2	3	5
TULARE	60	0	0	0	0	0	0	0	0	0	60	0	60
STATE TOTAL	87	0	0	0	0	0	0	0	0	3	87	3	90
CABERNET FRANC													
ALAMEDA	0	0	0	0	0	3	0	0	6	0	3	6	9
AMADOR	0	0	0	1	0	0	0	0	1	0	1	1	2
CALAVERAS	0	0	0	0	0	0	0	0	0	10	0	10	10
EL DORADO	0	0	3	1	1	2	0	0	0	1	7	1	8
LAKE	13	0	22	1	0	0	4	2	0	14	40	16	56
MENDOCINO	0	0	26	26	12	8	3	0	1	3	75	4	79
MONTEREY	55	0	9	1	0	0	2	29	33	8	67	70	137
NAPA	214	32	23	70	73	47	62	42	56	17	521	115	636
NEVADA	0	0	0	12	0	0	0	0	0	0	12	0	12
RIVERSIDE	0	0	0	0	0	0	0	1	0	0	0	1	1
SACRAMENTO	0	0	0	0	0	0	0	0	22	50	0	72	72
SAN BENITO	0	0	0	0	0	9	0	0	0	0	9	0	9
SAN JOAQUIN	0	0	0	0	0	0	0	0	0	30	0	30	30
SAN LUIS OBISPO	0	3	0	0	0	0	6	0	17	5	9	22	31
SANTA BARBARA	2	0	5	0	30	3	7	13	1	2	47	16	63
SANTA CLARA	3	0	0	0	0	0	0	0	3	0	3	3	6
SONOMA	22	18	68	61	68	35	64	29	71	21	336	121	457
YUBA	0	0	0	0	0	0	0	0	2	0	0	2	2
STATE TOTAL	309	53	156	173	184	107	148	116	213	161	1,130	490	1,620
CABERNET SAUVIGNON													
ALAMEDA	14	14	21	30	0	126	0	12	22	0	205	34	239
AMADOR	44	0	0	1	1	0	0	1	1	0	46	2	48
BUTTE	72	0	0	0	0	0	0	0	0	0	72	0	72
CALAVERAS	5	11	0	1	0	0	0	0	0	9	17	9	26
COLUSA	0	0	0	0	0	0	10	20	25	0	10	45	55
CONTRA COSTA	0	0	9	0	0	0	0	9	0	0	9	9	18
EL DORADO	36	11	3	0	6	1	0	0	1	3	57	4	61

TABLE 8: RED WINE TYPE GRAPES: ACREAGE STANDING, BY VARIETY, BY YEAR PLANTED, BY COUNTY, CALIFORNIA

COUNTY	1981 AND EARLIER	1982	1983	1984	1985	1986	1987	1988	1989	1990	BEARING: B/	NON- BEARING:	TOTAL
--------	------------------------	------	------	------	------	------	------	------	------	------	----------------	------------------	-------

CABERNET SAUVIGNON (Cont.)

FRESNO	0	0	0	0	0	0	0	0	19	0	0	19	19
KERN	523	0	0	0	0	0	80	331	178	0	603	509	1,112
KINGS	0	0	0	0	0	0	0	37	0	0	0	37	37
LAKE	873	0	19	13	18	8	23	9	100	100	954	209	1,163
MADERA	20	15	0	0	0	0	26	34	20	0	61	54	115
MARIN	8	0	0	0	0	0	0	0	0	0	8	0	8
MARIPOSA	0	0	0	1	0	0	0	0	0	0	1	0	1
MENDOCINO	856	36	49	67	44	10	46	37	88	81	1,108	206	1,314
MERCED	98	0	0	0	0	0	3	36	0	0	101	36	137
MONTEREY	2,338	304	30	40	0	0	29	251	650	121	2,741	1,022	3,763
NAPA	3,930	546	413	523	626	449	580	645	677	742	7,067	2,064	9,131
NEVADA	3	0	0	21	0	0	0	0	0	0	24	0	24
RIVERSIDE	107	2	0	2	5	0	0	10	0	0	116	10	126
SACRAMENTO	436	69	34	40	0	0	80	80	138	231	659	449	1,108
SAN BENITO	281	0	0	0	0	19	7	0	0	0	307	0	307
SAN DIEGO	4	0	0	0	0	0	0	1	0	0	4	1	5
SAN JOAQUIN	509	0	92	152	66	67	469	559	785	452	1,355	1,796	3,151
SAN LUIS OBISPO	862	81	100	115	61	64	112	220	379	457	1,395	1,056	2,451
SAN MATEO	0	0	0	12	0	0	0	0	0	0	12	0	12
SANTA BARBARA	783	5	12	17	3	0	5	72	5	0	825	77	902
SANTA CLARA	120	6	14	6	0	0	0	8	0	4	146	12	158
SANTA CRUZ	4	0	0	0	0	0	0	0	0	0	4	0	4
SHASTA	5	0	0	0	0	0	0	0	0	0	5	0	5
SOLANO	147	6	4	8	0	0	0	23	0	50	165	73	238
SONOMA	3,842	133	429	197	287	276	267	240	393	404	5,431	1,037	6,468
STANISLAUS	139	0	0	0	1	0	70	9	0	5	210	14	224
TEHAMA	30	0	0	0	0	0	0	0	0	0	30	0	30
TULARE	34	0	0	0	0	0	19	217	18	20	53	255	308
YOLO	59	0	22	6	22	31	20	0	52	0	160	52	212
YUBA	111	0	0	18	15	10	0	0	0	0	154	0	154
STATE TOTAL	16,293	1,239	1,251	1,270	1,155	1,061	1,846	2,861	3,551	2,679	24,115	9,091	33,206

CARIGNANE

ALAMEDA	18	0	0	0	0	0	0	0	0	0	18	0	18
AMADOR	16	0	0	0	0	0	0	0	0	0	16	0	16
CONTRA COSTA	161	0	3	0	0	0	0	0	0	0	164	0	164
FRESNO	460	0	0	2	0	0	0	0	0	0	462	0	462
GLENN	9	0	0	0	0	0	0	0	0	0	9	0	9
KERN	567	0	0	0	0	0	0	0	0	0	567	0	567
KINGS	71	0	0	0	0	0	0	0	0	0	71	0	71
LAKE	1	0	0	0	0	0	0	0	0	0	1	0	1
MADERA	2,952	0	0	0	0	0	0	0	0	0	2,952	0	2,952
MENDOCINO	1,041	0	0	11	0	0	2	1	0	0	1,054	1	1,055
MERCED	576	0	0	0	0	0	0	0	0	0	576	0	576
NAPA	36	0	0	0	0	0	0	0	0	0	36	0	36
PLACER	6	0	0	0	0	0	0	0	0	0	6	0	6
RIVERSIDE	47	0	0	0	0	0	0	0	0	0	47	0	47
SAN BERNARDINO	23	0	0	0	0	0	0	0	0	0	23	0	23
SAN JOAQUIN	3,620	0	3	0	0	0	1	3	0	0	3,624	3	3,627
SAN LUIS OBISPO	2	0	0	0	0	0	0	0	0	0	2	0	2
SANTA CLARA	58	0	0	0	0	0	1	0	0	0	59	0	59
SOLANO	18	0	0	0	0	0	0	0	0	0	18	0	18
SONOMA	356	0	0	0	3	0	0	0	0	0	359	0	359
STANISLAUS	653	0	0	0	0	0	0	0	0	0	653	0	653
TULARE	316	0	0	0	0	0	0	0	0	0	316	0	316
STATE TOTAL	11,007	0	6	13	3	0	4	4	0	0	11,033	4	11,037

CARNELIAN

FRESNO	532	0	0	0	0	0	0	0	2	0	532	2	534
KERN	490	0	0	0	0	0	0	0	0	0	490	0	490
KINGS	5	0	0	0	0	0	0	0	0	0	5	0	5
MADERA	203	0	0	0	0	0	0	0	0	0	203	0	203
SAN JOAQUIN	10	0	0	0	0	0	0	0	0	0	10	0	10
STANISLAUS	9	0	0	0	0	0	0	0	0	0	9	0	9
YOLO	1	0	0	0	0	0	0	0	0	0	1	0	1
STATE TOTAL	1,250	0	0	0	0	0	0	0	2	0	1,250	2	1,252

CENTURIAN

FRESNO	504	0	0	0	0	0	0	0	0	0	504	0	504
MADERA	19	0	0	0	0	0	0	0	0	0	19	0	19
TULARE	57	0	0	0	0	0	0	0	0	0	57	0	57
STATE TOTAL	580	0	0	0	0	0	0	0	0	0	580	0	580

TABLE 8: RED WINE TYPE GRAPES: ACREAGE STANDING, BY VARIETY, BY YEAR PLANTED, BY COUNTY, CALIFORNIA

COUNTY	1981 AND EARLIER	1982	1983	1984	1985	1986	1987	1988	1989	1990	BEARING: B/	NON- BEARING:	TOTAL
EARLY BURGUNDY													
MENDOCINO	4	0	0	0	0	0	0	0	0	0	4	0	4
MONTEREY	89	0	0	0	0	0	0	0	0	0	89	0	89
NAPA	20	0	0	0	0	0	0	0	0	0	20	0	20
SOLANO	12	0	0	0	0	0	0	0	0	0	12	0	12
SONOMA	18	0	0	0	0	0	0	0	0	0	18	0	18
STATE TOTAL	143	0	0	0	0	0	0	0	0	0	143	0	143
GAMAY c/													
GLENN	55	0	0	0	0	0	0	0	0	0	55	0	55
KERN	143	0	0	0	0	0	0	0	0	0	143	0	143
LAKE	85	0	0	0	0	0	0	0	0	0	85	0	85
MADERA	36	0	0	0	0	0	0	0	0	0	36	0	36
MENDOCINO	72	0	0	0	0	0	0	0	0	0	72	0	72
MONTEREY	280	0	0	0	0	0	0	0	0	0	280	0	280
NAPA	352	0	0	0	0	1	0	2	0	2	353	4	357
SAN JOAQUIN	101	0	0	0	0	0	0	0	0	0	101	0	101
SAN LUIS OBISPO	63	0	0	0	0	0	0	0	0	0	63	0	63
SANTA BARBARA	0	0	0	0	0	0	0	0	0	5	0	5	5
SOLANO	76	0	1	0	0	0	0	0	0	1	77	1	78
SONOMA	216	0	2	1	1	0	0	1	0	0	220	1	221
TEHAMA	12	0	0	0	0	0	0	0	0	0	12	0	12
YOLO	20	0	0	0	0	0	0	0	13	0	20	13	33
STATE TOTAL	1,511	0	3	1	1	1	0	3	13	8	1,517	24	1,541
GAMAY BEAUJOLAIS													
ALAMEDA	14	0	0	0	0	0	0	0	0	0	14	0	14
LAKE	12	0	0	0	0	0	0	0	0	0	12	0	12
MENDOCINO	344	34	0	0	0	0	0	0	0	0	378	0	378
MONTEREY	374	0	0	0	0	0	0	0	0	0	374	0	374
NAPA	66	0	0	0	0	0	0	0	0	0	66	0	66
RIVERSIDE	11	0	0	0	0	2	0	0	0	0	13	0	13
SAN BENITO	260	0	0	0	0	0	0	0	0	0	260	0	260
SAN LUIS OBISPO	22	0	0	0	0	0	0	0	0	0	22	0	22
SANTA BARBARA	2	0	0	0	0	0	0	0	0	0	2	0	2
SANTA CLARA	35	0	0	0	0	0	0	0	0	0	35	0	35
SOLANO	4	4	0	0	0	0	0	0	0	0	8	0	8
SONOMA	238	0	0	0	2	0	0	0	0	0	240	0	240
STATE TOTAL	1,382	38	0	0	2	2	0	0	0	0	1,424	0	1,424
GRENACHE													
AMADOR	0	0	0	0	0	0	0	0	4	0	0	4	4
EL DORADO	0	0	0	0	0	0	0	3	0	0	0	3	3
FRESNO	2,032	24	205	83	92	0	0	349	111	267	2,436	727	3,163
GLENN	567	0	0	0	0	0	0	0	0	0	567	0	567
KERN	1,989	0	140	3	0	0	0	0	0	0	2,132	0	2,132
KINGS	89	0	0	0	0	0	0	0	0	0	89	0	89
MADERA	3,485	274	148	10	100	0	0	71	198	75	4,017	344	4,361
MENDOCINO	35	0	0	0	0	0	0	0	0	0	35	0	35
MERCED	517	0	6	0	0	0	10	0	0	31	533	31	564
MONTEREY	113	0	0	0	0	0	0	0	0	0	113	0	113
NAPA	6	0	0	0	0	0	0	0	0	0	6	0	6
RIVERSIDE	117	0	0	0	0	0	0	0	0	0	117	0	117
SAN BERNARDINO	87	0	0	0	0	0	0	0	0	0	87	0	87
SAN JOAQUIN	876	0	0	8	0	0	0	45	0	0	884	45	929
SAN LUIS OBISPO	1	0	0	0	0	0	0	0	5	0	1	5	6
SANTA BARBARA	0	0	0	0	0	0	0	0	0	2	0	2	2
SANTA CLARA	22	0	5	0	0	0	0	0	0	0	27	0	27
SONOMA	10	0	0	0	0	0	0	0	0	7	10	7	17
STANISLAUS	1,018	35	15	92	0	0	12	0	3	40	1,172	43	1,215
TULARE	113	0	72	7	0	0	0	0	8	7	192	15	207
STATE TOTAL	11,077	333	591	203	192	0	22	468	329	429	12,418	1,226	13,644
LAMBRUSCO													
FRESNO	0	0	0	0	10	0	0	0	0	0	10	0	10
MADERA	0	0	0	0	0	0	0	93	0	0	0	93	93
STATE TOTAL	0	0	0	0	10	0	0	93	0	0	10	93	103
MALBEC													
CALAVERAS	0	0	0	0	0	0	0	0	0	1	0	1	1
LAKE	1	0	0	0	0	0	0	0	0	0	1	0	1
MENDOCINO	0	0	0	0	0	0	0	0	0	1	0	1	1
MONTEREY	0	0	0	0	0	0	0	0	4	0	0	4	4

TABLE 8: RED WINE TYPE GRAPES: ACREAGE STANDING, BY VARIETY, BY YEAR PLANTED, BY COUNTY, CALIFORNIA

COUNTY	1981 AND EARLIER	1982	1983	1984	1985	1986	1987	1988	1989	1990	BEARING:	NON- BEARING:	TOTAL
											b/		

RUBIRED

FRESNO	2,044	0	23	0	5	0	0	5	0	0	2,072	5	2,077
KERN	2,306	0	0	46	0	4	0	0	76	0	2,356	76	2,432
KINGS	156	0	0	0	0	0	0	0	0	0	156	0	156
MADERA	1,083	0	0	0	0	0	11	0	35	0	1,094	35	1,129
MERCED	193	0	0	0	0	0	0	0	0	0	193	0	193
SAN BERNARDINO	2	0	0	0	0	0	0	0	0	0	2	0	2
SAN JOAQUIN	327	0	0	0	0	0	0	0	0	0	327	0	327
SONOMA	2	0	0	0	0	0	0	0	0	0	2	0	2
STANISLAUS	49	0	0	4	0	0	0	0	0	0	53	0	53
TULARE	693	0	0	0	0	0	0	47	25	0	693	72	765
STATE TOTAL	6,855	0	23	50	5	4	11	52	136	0	6,948	188	7,136

RUBY CABERNET

AMADOR	4	0	0	0	0	0	0	0	0	0	4	0	4
EL DORADO	4	0	0	0	0	0	0	0	0	0	4	0	4
FRESNO	2,556	0	0	0	0	0	0	0	0	1	2,556	1	2,557
KERN	1,375	0	0	0	0	0	0	0	28	0	1,375	28	1,403
MADERA	374	0	0	0	0	0	0	0	0	0	374	0	374
MERCED	780	0	0	0	0	0	0	0	0	0	780	0	780
NAPA	3	0	0	0	0	0	0	0	0	1	3	1	4
SAN JOAQUIN	75	0	0	0	0	0	0	0	0	0	75	0	75
SANTA CLARA	14	0	0	0	0	0	0	0	0	0	14	0	14
SONOMA	5	0	0	0	0	0	0	0	0	0	5	0	5
STANISLAUS	1,594	4	0	0	0	0	0	0	10	0	1,598	10	1,608
TULARE	93	0	0	0	0	0	0	0	0	0	93	0	93
STATE TOTAL	6,877	4	0	0	0	0	0	0	38	2	6,881	40	6,921

SALVADOR

KERN	642	0	0	0	0	0	0	0	0	0	642	0	642
MADERA	27	0	0	0	0	0	0	0	0	0	27	0	27
RIVERSIDE	10	0	0	0	0	0	0	0	0	0	10	0	10
SAN JOAQUIN	4	0	0	0	0	0	0	0	0	0	4	0	4
SANTA CLARA	5	0	0	0	0	0	0	0	0	0	5	0	5
TULARE	61	0	0	0	0	0	0	0	0	0	61	0	61
STATE TOTAL	749	0	0	0	0	0	0	0	0	0	749	0	749

SANGIOVETO c/

AMADOR	0	0	0	0	0	0	0	0	0	9	0	9	9
CALAVERAS	0	0	0	0	0	0	0	0	2	0	0	2	2
MENDOCINO	0	0	0	0	0	0	0	0	0	1	0	1	1
NAPA	0	0	5	5	3	0	0	20	103	0	13	123	136
SONOMA	0	0	0	0	0	1	0	0	11	1	1	12	13
STANISLAUS	25	0	0	0	0	0	0	0	0	0	25	0	25
STATE TOTAL	25	0	5	5	3	1	0	20	116	11	39	147	186

SYRAH c/

AMADOR	0	0	0	0	5	2	2	0	0	3	9	3	12
CONTRA COSTA	0	0	0	0	0	0	0	2	2	0	0	4	4
EL DORADO	1	0	0	0	0	0	0	0	4	0	1	4	5
LAKE	0	0	0	0	0	0	0	0	0	10	0	10	10
MENDOCINO	16	6	0	15	7	0	0	0	0	68	44	68	112
MONTEREY	2	0	0	0	0	0	0	0	0	0	2	0	2
NAPA	17	0	0	0	1	0	0	0	6	1	18	7	25
SAN LUIS OBISPO	33	0	0	0	0	0	0	0	0	4	33	4	37
SANTA BARBARA	3	0	0	0	7	3	7	0	6	6	20	12	32
SANTA CRUZ	0	0	0	3	3	0	0	0	0	0	6	0	6
SONOMA	6	3	0	2	0	0	0	3	10	42	11	55	66
YOLO	0	0	0	0	0	0	0	10	23	0	0	33	33
STATE TOTAL	78	9	0	20	23	5	9	15	51	134	144	200	344

TINTA MADEIRA

AMADOR	0	0	0	0	0	1	0	0	0	0	1	0	1
MADERA	40	0	0	0	0	0	0	0	0	0	40	0	40
SAN JOAQUIN	11	0	0	0	0	0	0	0	0	0	11	0	11
STATE TOTAL	51	0	0	0	0	1	0	0	0	0	52	0	52

TABLE 8: RED WINE TYPE GRAPES: ACREAGE STANDING, BY VARIETY, BY YEAR PLANTED, BY COUNTY, CALIFORNIA

COUNTY	1981 AND EARLIER	1982	1983	1984	1985	1986	1987	1988	1989	1990	BEARING	NON- BEARING	TOTAL
--------	------------------------	------	------	------	------	------	------	------	------	------	---------	-----------------	-------

VALDEPENAS

MADERA	20	0	0	0	0	0	0	0	0	0	20	0	20
MERCED	4	0	0	0	0	0	0	0	0	0	4	0	4
SAN JOAQUIN	152	0	0	0	0	0	0	0	0	0	152	0	152
STANISLAUS	292	0	0	0	0	0	0	0	0	0	292	0	292
TULARE	72	0	0	0	0	0	0	0	0	0	72	0	72
STATE TOTAL	540	0	0	0	0	0	0	0	0	0	540	0	540

ZINFANDEL

ALAMEDA	25	31	0	0	0	0	0	0	0	0	56	0	56
AMADOR	935	18	4	30	44	40	23	14	7	71	1,094	92	1,186
CALAVERAS	36	0	11	0	0	0	0	0	0	2	47	2	49
COLUSA	0	0	0	0	0	18	19	422	600	0	37	1,022	1,059
CONTRA COSTA	250	1	16	4	8	6	8	22	10	2	293	34	327
EL DORADO	131	9	0	0	0	0	0	0	0	0	142	0	142
FRESNO	91	0	0	1	8	27	219	116	27	0	346	143	489
GLENH	9	0	0	0	0	0	0	300	0	0	9	300	309
KERN	66	0	0	0	9	20	554	422	0	0	649	422	1,071
KINGS	0	0	0	0	0	0	68	77	0	0	68	77	145
LAKE	196	24	0	1	0	10	20	7	132	0	251	139	390
MADERA	42	40	0	0	100	62	385	201	60	0	629	261	890
MARIPOSA	0	0	0	0	0	10	2	0	0	0	12	0	12
MENDOCINO	1,215	45	17	53	64	88	161	84	47	75	1,643	206	1,849
MERCED	92	0	0	0	145	100	207	102	0	0	544	102	646
MONTEREY	1,750	116	0	0	0	0	2	0	0	10	1,868	10	1,878
NAPA	1,505	2	48	12	99	127	51	81	45	23	1,844	149	1,993
NEVADA	2	0	0	0	0	0	0	0	0	0	2	0	2
PLACER	20	0	0	0	0	0	0	1	1	0	20	2	22
RIVERSIDE	69	0	0	0	0	37	0	0	5	0	106	5	111
SACRAMENTO	356	0	0	0	0	0	0	10	0	0	356	10	366
SAN BENITO	17	0	0	0	0	13	0	0	0	0	30	0	30
SAN BERNARDINO	642	0	0	0	0	0	0	0	0	0	642	0	642
SAN DIEGO	9	0	0	0	0	0	0	0	0	0	9	0	9
SAN JOAQUIN	9,234	20	61	52	211	641	758	1,149	428	169	10,977	1,746	12,723
SAN LUIS OBISPO	837	142	2	2	126	17	134	38	52	17	1,260	107	1,367
SANTA BARBARA	24	0	0	0	0	0	0	7	0	0	24	7	31
SANTA CLARA	84	2	0	3	0	0	0	0	0	0	89	0	89
SANTA CRUZ	0	4	0	0	0	0	0	0	0	0	4	0	4
SOLANO	40	0	0	7	9	17	0	25	0	4	73	29	102
SONOMA	3,174	170	88	140	92	124	136	69	62	75	3,924	206	4,130
STANISLAUS	251	0	0	0	23	87	128	403	19	3	489	425	914
TULARE	25	0	20	21	7	27	269	443	235	0	369	678	1,047
YOLO	56	0	0	7	10	0	10	0	0	0	83	0	83
STATE TOTAL	21,183	624	267	333	955	1,471	3,156	3,993	1,730	451	27,989	6,174	34,163

OTHER RED WINE

AMADOR	9	0	3	0	0	4	0	0	3	34	16	37	53
CALAVERAS	0	0	0	0	0	0	0	2	2	0	0	4	4
EL DORADO	0	0	0	0	0	2	0	0	0	0	2	0	2
FRESNO	10	0	0	0	0	0	0	0	0	0	10	0	10
LAKE	2	0	0	0	0	0	0	0	0	0	2	0	2
MADERA	10	0	0	0	0	0	0	0	0	0	10	0	10
MENDOCINO	7	0	0	0	0	0	5	0	0	9	12	9	21
MONTEREY	11	12	0	0	0	0	0	0	0	0	23	0	23
NAPA	63	3	0	0	0	0	0	0	0	1	66	16	82
NEVADA	1	0	0	0	0	0	0	0	0	0	1	0	1
PLACER	1	0	0	0	0	0	0	0	0	0	1	0	1
SACRAMENTO	0	0	0	0	0	0	0	0	0	12	0	12	12
SAN BENITO	17	4	0	0	0	0	2	0	0	0	23	0	23
SAN BERNARDINO	3	0	0	0	0	0	0	0	0	0	3	0	3
SAN JOAQUIN	18	0	0	0	0	0	0	0	5	0	18	5	23
SAN LUIS OBISPO	1	0	1	2	0	0	2	5	0	5	6	10	16
SANTA BARBARA	0	0	0	0	0	0	4	0	10	0	4	10	14
SANTA CLARA	14	0	0	2	0	0	0	0	2	9	16	11	27
SONOMA	24	0	1	0	0	0	2	0	3	2	27	5	32
STANISLAUS	28	0	0	0	0	0	0	0	0	0	28	0	28
TULARE	34	0	0	0	0	0	0	0	0	0	34	0	34
YOLO	0	0	0	0	0	0	0	1	0	0	0	1	1
STATE TOTAL	253	19	5	4	0	6	15	21	27	72	302	120	422

TABLE B: RED WINE TYPE GRAPES: ACREAGE STANDING, BY VARIETY, BY YEAR PLANTED, BY COUNTY, CALIFORNIA

COUNTY	1981 AND EARLIER	1982	1983	1984	1985	1986	1987	1988	1989	1990	BEARING a/	NON- BEARING b/	TOTAL
RUBIRED													
FRESNO	2,044	0	23	0	5	0	0	5	0	0	2,072	5	2,077
KERN	2,306	0	0	46	0	4	0	0	76	0	2,356	76	2,432
KINGS	156	0	0	0	0	0	0	0	0	0	156	0	156
MADERA	1,083	0	0	0	0	0	11	0	35	0	1,094	35	1,129
MERCED	193	0	0	0	0	0	0	0	0	0	193	0	193
SAN BERNARDINO	2	0	0	0	0	0	0	0	0	0	2	0	2
SAN JOAQUIN	327	0	0	0	0	0	0	0	0	0	327	0	327
SONOMA	2	0	0	0	0	0	0	0	0	0	2	0	2
STANISLAUS	49	0	0	4	0	0	0	0	0	0	53	0	53
TULARE	693	0	0	0	0	0	0	47	25	0	693	72	765
STATE TOTAL	6,855	0	23	50	5	4	11	52	136	0	6,948	188	7,136
RUBY CABERNET													
AMADOR	4	0	0	0	0	0	0	0	0	0	4	0	4
EL DORADO	4	0	0	0	0	0	0	0	0	0	4	0	4
FRESNO	2,556	0	0	0	0	0	0	0	0	1	2,556	1	2,557
KERN	1,375	0	0	0	0	0	0	0	28	0	1,375	28	1,403
MADERA	374	0	0	0	0	0	0	0	0	0	374	0	374
MERCED	780	0	0	0	0	0	0	0	0	0	780	0	780
NAPA	3	0	0	0	0	0	0	0	0	1	3	1	4
SAN JOAQUIN	75	0	0	0	0	0	0	0	0	0	75	0	75
SANTA CLARA	14	0	0	0	0	0	0	0	0	0	14	0	14
SONOMA	5	0	0	0	0	0	0	0	0	0	5	0	5
STANISLAUS	1,594	4	0	0	0	0	0	0	10	0	1,598	10	1,608
TULARE	93	0	0	0	0	0	0	0	0	0	93	0	93
STATE TOTAL	6,877	4	0	0	0	0	0	0	38	2	6,881	40	6,921
SALVADOR													
KERN	642	0	0	0	0	0	0	0	0	0	642	0	642
MADERA	27	0	0	0	0	0	0	0	0	0	27	0	27
RIVERSIDE	10	0	0	0	0	0	0	0	0	0	10	0	10
SAN JOAQUIN	4	0	0	0	0	0	0	0	0	0	4	0	4
SANTA CLARA	5	0	0	0	0	0	0	0	0	0	5	0	5
TULARE	61	0	0	0	0	0	0	0	0	0	61	0	61
STATE TOTAL	749	0	0	0	0	0	0	0	0	0	749	0	749
SANGIOVETO c/													
AMADOR	0	0	0	0	0	0	0	0	0	9	0	9	9
CALAVERAS	0	0	0	0	0	0	0	0	2	0	0	2	2
MENDOCINO	0	0	0	0	0	0	0	0	0	1	0	1	1
NAPA	0	0	5	5	3	0	0	20	103	0	13	123	136
SONOMA	0	0	0	0	0	1	0	0	11	1	1	12	13
STANISLAUS	25	0	0	0	0	0	0	0	0	0	25	0	25
STATE TOTAL	25	0	5	5	3	1	0	20	116	11	39	147	186
SYRAH c/													
AMADOR	0	0	0	0	5	2	2	0	0	3	9	3	12
CONTRA COSTA	0	0	0	0	0	0	0	2	2	0	0	4	4
EL DORADO	1	0	0	0	0	0	0	0	4	0	1	4	5
LAKE	0	0	0	0	0	0	0	0	0	10	0	10	10
MENDOCINO	16	6	0	15	7	0	0	0	0	68	44	68	112
MONTEREY	2	0	0	0	0	0	0	0	0	0	2	0	2
NAPA	17	0	0	0	1	0	0	0	6	1	18	7	25
SAN LUIS OBISPO	33	0	0	0	0	0	0	0	0	4	33	4	37
SANTA BARBARA	3	0	0	0	7	3	7	0	6	6	20	12	32
SANTA CRUZ	0	0	0	3	3	0	0	0	0	0	6	0	6
SONOMA	6	3	0	2	0	0	0	3	10	42	11	55	66
YOLO	0	0	0	0	0	0	0	10	23	0	0	33	33
STATE TOTAL	78	9	0	20	23	5	9	15	51	134	144	200	344
TINTA MADEIRA													
AMADOR	0	0	0	0	0	1	0	0	0	0	1	0	1
MADERA	40	0	0	0	0	0	0	0	0	0	40	0	40
SAN JOAQUIN	11	0	0	0	0	0	0	0	0	0	11	0	11
STATE TOTAL	51	0	0	0	0	1	0	0	0	0	52	0	52

TABLE 8: RED WINE TYPE GRAPES: ACREAGE STANDING, BY VARIETY, BY YEAR PLANTED, BY COUNTY, CALIFORNIA

COUNTY	1981 AND EARLIER	1982	1983	1984	1985	1986	1987	1988	1989	1990	BEARING: BEARING: BEARING:	NON- BEARING: BEARING:	TOTAL
VALDEPENAS													
MADERA	20	0	0	0	0	0	0	0	0	0	20	0	20
MERCED	4	0	0	0	0	0	0	0	0	0	4	0	4
SAN JOAQUIN	152	0	0	0	0	0	0	0	0	0	152	0	152
STANISLAUS	292	0	0	0	0	0	0	0	0	0	292	0	292
TULARE	72	0	0	0	0	0	0	0	0	0	72	0	72
STATE TOTAL	540	0	0	0	0	0	0	0	0	0	540	0	540
ZINFANDEL													
ALAMEDA	25	31	0	0	0	0	0	0	0	0	56	0	56
AMADOR	935	18	4	30	44	40	23	14	7	71	1,094	92	1,186
CALAVERAS	36	0	11	0	0	0	0	0	0	2	47	2	49
COLUSA	0	0	0	0	0	18	19	422	600	0	37	1,022	1,059
CONTRA COSTA	250	1	16	4	8	6	8	22	10	2	293	34	327
EL DORADO	131	9	0	0	0	0	2	0	0	0	142	0	142
FRESNO	91	0	0	1	8	27	219	116	27	0	346	143	489
GLENN	9	0	0	0	0	0	0	300	0	0	9	300	309
KERN	66	0	0	0	9	20	554	422	0	0	649	422	1,071
KINGS	0	0	0	0	0	0	68	77	0	0	68	77	145
LAKE	196	24	0	1	0	10	20	7	132	0	251	139	390
MADERA	42	40	0	0	100	62	385	201	60	0	629	261	890
MARIPOSA	0	0	0	0	0	10	2	0	0	0	12	0	12
MENDOCINO	1,215	45	17	53	64	88	161	84	47	75	1,643	206	1,849
MERCED	92	0	0	0	145	100	207	102	0	0	544	102	646
MONTEREY	1,750	116	0	0	0	0	2	0	0	10	1,868	10	1,878
NAPA	1,505	2	48	12	99	127	51	81	45	23	1,844	149	1,993
NEVADA	2	0	0	0	0	0	0	0	0	0	2	0	2
PLACER	20	0	0	0	0	0	0	1	1	0	20	2	22
RIVERSIDE	69	0	0	0	0	37	0	0	5	0	106	5	111
SACRAMENTO	356	0	0	0	0	0	0	10	0	0	356	10	366
SAN BENITO	17	0	0	0	0	13	0	0	0	0	30	0	30
SAN BERNARDINO	642	0	0	0	0	0	0	0	0	0	642	0	642
SAN DIEGO	9	0	0	0	0	0	0	0	0	0	9	0	9
SAN JOAQUIN	9,234	20	61	52	211	641	758	1,149	428	169	10,977	1,746	12,723
SAN LUIS OBISPO	837	142	2	2	126	17	134	38	52	17	1,260	107	1,367
SANTA BARBARA	24	0	0	0	0	0	0	7	0	0	24	7	31
SANTA CLARA	84	2	0	3	0	0	0	0	0	0	89	0	89
SANTA CRUZ	0	4	0	0	0	0	0	0	0	0	4	0	4
SOLANO	40	0	0	7	9	17	0	25	0	4	73	29	102
SONOMA	3,174	170	88	140	92	124	136	69	62	75	3,924	206	4,130
STANISLAUS	251	0	0	0	23	87	128	403	19	3	489	425	914
TULARE	25	0	20	21	7	27	269	443	235	0	369	678	1,047
YOLO	56	0	0	7	10	0	10	0	0	0	83	0	83
STATE TOTAL	21,183	624	267	333	955	1,471	3,156	3,993	1,730	451	27,989	6,174	34,163
OTHER RED WINE													
AMADOR	9	0	3	0	0	4	0	0	3	34	16	37	53
CALAVERAS	0	0	0	0	0	0	0	2	2	0	0	4	4
EL DORADO	0	0	0	0	0	2	0	0	0	0	2	0	2
FRESNO	10	0	0	0	0	0	0	0	0	0	10	0	10
LAKE	2	0	0	0	0	0	0	0	0	0	2	0	2
MADERA	10	0	0	0	0	0	0	0	0	0	10	0	10
MENDOCINO	7	0	0	0	0	5	0	0	9	12	9	21	21
MONTEREY	11	12	0	0	0	0	0	0	0	0	23	0	23
NAPA	63	3	0	0	0	0	0	13	2	1	66	16	82
NEVADA	1	0	0	0	0	0	0	0	0	0	1	0	1
PLACER	1	0	0	0	0	0	0	0	0	0	1	0	1
SACRAMENTO	0	0	0	0	0	0	0	0	12	0	12	0	12
SAN BENITO	17	4	0	0	0	0	2	0	0	0	23	0	23
SAN BERNARDINO	3	0	0	0	0	0	0	0	0	0	3	0	3
SAN JOAQUIN	18	0	0	0	0	0	0	0	5	0	18	5	23
SAN LUIS OBISPO	1	0	1	2	0	0	2	5	0	5	6	10	16
SANTA BARBARA	0	0	0	0	0	4	0	10	0	4	10	4	14
SANTA CLARA	14	0	0	2	0	0	0	0	2	9	16	11	27
SONOMA	24	0	1	0	0	0	2	0	3	2	27	5	32
STANISLAUS	28	0	0	0	0	0	0	0	0	0	28	0	28
TULARE	34	0	0	0	0	0	0	0	0	0	34	0	34
YOLO	0	0	0	0	0	0	0	1	0	0	0	1	1
STATE TOTAL	253	19	5	4	0	6	15	21	27	72	302	120	422

TABLE 8: RED WINE TYPE GRAPES: ACREAGE STANDING, BY VARIETY, BY YEAR PLANTED, BY COUNTY, CALIFORNIA

COUNTY	1981 AND EARLIER	1982	1983	1984	1985	1986	1987	1988	1989	1990	BEARING: a/	NON- BEARING:	TOTAL
--------	------------------------	------	------	------	------	------	------	------	------	------	----------------	------------------	-------

TOTAL RED WINE

ALAMEDA	151	45	26	30	0	178	0	12	28	0	430	40	470
AMADOR	1,040	23	7	34	50	47	25	16	19	136	1,226	171	1,397
BUTTE	97	0	0	0	0	0	0	0	0	1	97	1	98
CALAVERAS	47	11	14	1	0	0	0	2	7	27	73	36	109
COLUSA	0	0	0	0	0	18	29	442	625	0	47	1,067	1,114
CONTRA COSTA	531	1	34	4	8	6	8	36	20	13	592	69	661
EL DORADO	204	23	7	1	9	5	2	9	10	5	251	24	275
FRESNO	13,410	34	228	86	136	27	220	470	159	268	14,141	897	15,038
GLENN	776	0	0	0	0	0	0	300	0	0	776	300	1,076
KERN	9,572	0	150	88	9	24	634	753	393	0	10,477	1,146	11,623
KINGS	433	0	0	0	0	0	68	114	0	0	501	114	615
LAKE	1,265	24	52	20	18	25	59	20	245	124	1,463	389	1,852
MADERA	11,630	344	148	10	200	62	422	439	633	75	12,816	1,147	13,963
MARIN	8	0	0	0	0	0	0	0	0	0	8	0	8
MARIPOSA	0	0	0	5	0	10	5	0	0	0	20	0	20
MENDOCINO	4,409	129	179	201	184	152	257	154	176	417	5,511	747	6,258
MERCED	3,568	0	6	0	145	100	312	139	0	31	4,131	170	4,301
MONTEREY	7,641	432	41	52	0	1	132	351	870	218	8,299	1,439	9,738
NAPA	9,279	684	625	877	1,024	1,058	1,069	1,195	1,179	1,063	14,616	3,437	18,053
NEVADA	11	0	0	43	0	0	0	0	0	0	54	0	54
PLACER	71	0	0	0	0	0	0	1	1	0	71	2	73
RIVERSIDE	502	2	0	3	5	39	3	21	7	0	554	28	582
SACRAMENTO	992	69	70	40	0	0	80	90	242	370	1,251	702	1,953
SAN BENITO	852	4	0	13	0	41	9	0	0	0	919	0	919
SAN BERNARDINO	1,043	0	0	0	0	0	0	0	0	0	1,043	0	1,043
SAN DIEGO	13	0	0	0	0	0	4	1	0	0	17	1	18
SAN JOAQUIN	15,753	21	156	213	277	708	1,228	2,097	1,356	858	18,356	4,311	22,667
SAN LUIS OBISPO	2,038	233	144	148	235	118	291	263	518	511	3,207	1,292	4,499
SAN MATEO	0	0	0	12	0	6	0	0	0	0	18	0	18
SANTA BARBARA	1,506	11	20	61	164	9	72	189	88	21	1,843	298	2,141
SANTA CLARA	457	8	19	11	25	0	2	11	14	25	522	50	572
SANTA CRUZ	27	4	0	6	3	3	1	0	5	0	44	5	49
SHASTA	5	0	0	0	0	0	0	0	0	0	5	0	5
SOLANO	358	10	5	15	9	17	0	48	17	81	414	146	560
SONOMA	10,894	477	819	536	581	734	735	751	1,131	1,056	14,736	2,938	17,674
STANISLAUS	5,669	39	15	96	24	87	210	417	32	48	6,140	497	6,637
TEHAMA	64	0	0	0	0	0	0	0	0	0	64	0	64
TRINITY	0	0	0	0	0	0	0	0	0	0	0	1	1
TULARE	2,344	0	92	103	7	27	288	721	286	27	2,861	1,034	3,895
YOLO	201	0	22	13	46	31	59	62	103	0	372	165	537
YUBA	121	0	0	19	15	10	0	0	11	0	165	11	176
STATE TOTAL	106,942	2,628	2,879	2,741	3,174	3,543	6,224	9,124	8,175	5,376	128,131	22,675	150,806

TABLE 9: WHITE WINE TYPE GRAPES: ACREAGE STANDING, BY VARIETY, BY YEAR PLANTED, BY COUNTY, CALIFORNIA

COUNTY	1981 AND EARLIER	1982	1983	1984	1985	1986	1987	1988	1989	1990	BEARING: a/	NON- BEARING:	TOTAL
BURGER													
FRESNO	0	0	0	0	74	0	0	0	0	0	74	0	74
KERN	65	76	0	0	256	0	0	0	0	0	397	0	397
MADERA	20	0	0	38	0	0	0	0	0	0	58	0	58
MENDOCINO	2	0	0	0	0	0	0	0	0	0	2	0	2
MERCED	30	0	0	34	122	0	0	0	0	0	186	0	186
NAPA	16	0	0	0	0	0	0	0	0	0	16	0	16
SAN BERNARDINO	25	0	0	0	0	0	0	0	0	0	25	0	25
SAN JOAQUIN	869	90	17	47	106	57	29	9	0	0	1,215	9	1,224
SONOMA	36	0	14	0	0	5	0	0	0	0	55	0	55
STANISLAUS	0	15	37	10	4	0	0	0	0	0	66	0	66
TULARE	72	57	70	0	0	0	0	0	0	0	199	0	199
STATE TOTAL	1,135	238	138	129	562	62	29	9	0	0	2,293	9	2,302
CHARDONNAY													
ALAMEDA	127	79	83	106	39	74	32	159	0	67	540	226	766
AMADOR	31	0	1	0	0	0	0	0	0	0	32	0	32
CALAVERAS	19	0	0	0	5	0	0	2	16	0	24	18	42
COLUSA	0	0	0	0	0	0	0	9	0	25	34	9	68
CONTRA COSTA	0	0	0	0	0	0	0	0	0	8	0	8	8
EL DORADO	22	15	7	0	8	0	0	9	0	0	52	9	61
FRESNO	48	41	37	0	0	117	26	1	0	5	269	6	275
KERN	24	0	0	0	0	0	65	224	95	0	89	319	408
LAKE	153	21	34	11	10	18	21	54	194	37	268	285	553
MADERA	68	30	0	0	29	11	28	37	4	0	166	41	207
MARIPOSA	0	0	1	0	0	0	0	3	0	0	1	3	4
MENDOCINO	1,005	190	207	377	203	337	349	242	239	286	2,668	767	3,435
MERCED	5	0	0	0	0	5	14	223	127	163	24	513	537
MONTEREY	3,391	298	107	106	167	49	1,440	2,135	393	383	5,558	2,911	8,469
NAPA	4,719	945	585	640	358	237	513	490	789	363	7,997	1,642	9,639
NEVADA	7	2	0	10	0	41	0	0	0	0	60	0	60
PLACER	1	0	0	0	0	0	0	0	0	0	1	0	1
RIVERSIDE	320	112	165	13	35	42	365	8	23	79	1,052	110	1,162
SACRAMENTO	33	10	7	5	20	112	126	275	167	31	313	473	786
SAN BENITO	423	0	0	6	0	0	0	0	3	0	429	3	432
SAN DIEGO	2	0	0	10	0	0	10	2	0	19	22	21	43
SAN JOAQUIN	343	0	28	0	407	826	824	673	625	800	2,428	2,098	4,526
SAN LUIS OBISPO	809	294	127	222	145	222	154	175	67	197	1,973	439	2,412
SAN MATEO	12	0	0	12	0	0	3	0	0	0	27	0	27
SANTA BARBARA	1,947	168	87	185	339	138	721	840	494	216	3,585	1,550	5,135
SANTA CLARA	68	7	31	56	59	0	6	21	21	5	227	47	274
SANTA CRUZ	24	3	0	2	0	10	0	0	10	0	39	10	49
SOLANO	27	11	10	4	27	140	20	0	49	88	239	137	376
SONOMA	5,225	930	568	461	489	502	526	770	1,113	692	8,701	2,575	11,276
STANISLAUS	0	0	0	0	0	0	31	228	0	28	31	256	287
TEHAMA	58	19	0	0	0	0	0	0	0	0	77	0	77
TRINITY	0	0	0	0	2	0	0	0	0	0	2	0	2
TULARE	0	0	0	0	0	0	0	49	78	0	127	127	127
YOLO	6	10	2	8	2	56	167	115	185	29	251	329	580
YUBA	20	0	0	0	0	0	0	0	1	0	20	1	21
STATE TOTAL	18,937	3,185	2,087	2,234	2,344	2,937	5,450	6,735	4,718	3,530	37,174	14,983	52,157
CHENIN BLANC													
ALAMEDA	0	0	0	5	0	0	0	0	0	0	5	0	5
AMADOR	29	14	0	0	0	0	0	0	0	1	43	1	44
CALAVERAS	6	0	0	0	0	0	0	0	0	0	6	0	6
COLUSA	55	0	0	0	0	0	0	0	20	0	55	20	75
CONTRA COSTA	0	16	0	0	0	0	0	14	0	0	16	14	30
EL DORADO	25	0	0	0	0	0	0	0	0	0	25	0	25
FRESNO	3,892	707	20	1	0	0	0	1	18	36	4,620	55	4,675
KERN	3,883	531	422	0	0	0	0	0	0	0	4,836	0	4,836
KINGS	86	0	54	0	0	0	0	0	0	0	140	0	140
LAKE	43	12	0	0	0	0	0	0	0	0	55	0	55
MADERA	4,978	722	453	25	62	0	0	0	0	0	6,240	0	6,240
MENDOCINO	499	21	16	10	0	5	0	7	0	0	551	7	558
MERCED	2,861	90	60	39	0	30	0	0	0	120	3,080	120	3,200
MONTEREY	2,318	2	244	0	165	0	0	33	0	0	2,729	33	2,762
NAPA	1,147	3	16	60	23	0	7	5	0	0	1,256	5	1,261
NEVADA	2	0	0	0	0	0	0	0	0	0	2	0	2
RIVERSIDE	111	0	0	0	0	0	0	0	0	0	111	0	111
SACRAMENTO	499	40	0	0	0	0	0	0	0	0	539	0	539
SAN BENITO	2	0	0	0	0	0	0	0	0	0	2	0	2
SAN BERNARDINO	3	0	0	0	0	0	0	0	0	0	3	0	3
SAN DIEGO	8	0	0	0	0	0	0	0	0	0	8	0	8
SAN JOAQUIN	3,137	24	34	2	58	0	0	0	0	19	3,255	19	3,274
SAN LUIS OBISPO	210	38	53	18	5	0	0	0	0	0	324	0	324
SANTA BARBARA	489	0	14	0	0	0	0	0	0	0	503	0	503
SANTA CLARA	7	1	2	0	0	0	0	0	0	0	10	0	10
SOLANO	18	7	0	0	0	0	0	0	0	0	25	0	25
SONOMA	349	39	68	10	0	0	0	3	0	0	466	3	469
STANISLAUS	2,121	105	11	0	0	0	0	0	0	0	2,237	0	2,237
TULARE	1,021	63	0	0	0	0	0	0	0	0	1,084	0	1,084
YOLO	342	58	30	10	0	0	0	0	10	4	440	14	454
STATE TOTAL	28,141	2,493	1,497	180	313	35	7	63	48	180	32,666	291	32,957

TABLE 9: WHITE WINE TYPE GRAPES: ACREAGE STANDING, BY VARIETY, BY YEAR PLANTED, BY COUNTY, CALIFORNIA

COUNTY	1981 AND EARLIER	1982	1983	1984	1985	1986	1987	1988	1989	1990	NON- BEARING	BEARING	TOTAL
EMERALD RIESLING													
FRESNO	178	0	0	0	0	0	0	0	0	0	178	0	178
KERN	1,023	0	0	0	0	0	0	0	0	0	1,023	0	1,023
MADERA	48	0	0	0	0	0	0	0	0	0	48	0	48
SAN JOAQUIN	11	0	0	0	0	0	0	0	0	0	11	0	11
SANTA BARBARA	2	0	0	0	0	0	0	0	0	0	2	0	2
TULARE	0	11	31	0	0	0	0	0	0	0	42	0	42
STATE TOTAL	1,262	11	31	0	0	0	0	0	0	0	1,304	0	1,304
FEHER SZAGDS													
FRESNO	46	0	0	0	0	0	0	0	0	0	46	0	46
MADERA	8	0	0	0	0	0	0	0	0	0	8	0	8
STATE TOTAL	54	0	0	0	0	0	0	0	0	0	54	0	54
FRENCH COLOMBARD													
ALAMEDA	16	0	0	35	0	0	0	0	0	0	51	0	51
AMADOR	6	0	0	0	0	0	0	0	0	0	6	0	6
CALAVERAS	21	0	0	0	0	0	0	0	0	0	21	0	21
EL DORADO	0	0	2	0	0	0	0	0	0	0	2	0	2
FRESNO	9,352	2,562	442	110	69	156	0	6	0	1	12,691	7	12,698
GLENN	402	0	0	0	0	0	0	0	0	0	402	0	402
KERN	5,471	2,805	635	40	62	0	30	0	85	0	9,043	85	9,128
KINGS	235	219	0	12	0	0	0	0	0	0	466	0	466
MADERA	11,721	3,543	1,032	268	23	4	0	0	0	0	16,591	0	16,591
MENDOCINO	440	16	10	2	2	0	0	0	0	0	470	0	470
MERCED	4,135	436	95	29	0	0	0	0	0	0	4,695	0	4,695
MONTEREY	493	1	0	0	0	0	0	0	0	0	494	0	494
NAPA	60	0	0	0	0	0	0	0	0	0	60	0	60
SACRAMENTO	169	0	0	0	0	0	0	0	0	0	169	0	169
SAN JOAQUIN	3,804	105	81	67	13	3	1	102	0	0	4,074	102	4,176
SANTA CLARA	11	0	0	0	0	0	0	0	0	0	11	0	11
SOLANO	35	18	0	0	0	0	0	0	0	0	53	0	53
SONOMA	554	35	49	15	32	5	0	0	6	19	690	25	715
STANISLAUS	3,811	503	245	58	7	2	16	6	0	8	4,642	14	4,656
TULARE	2,589	1,206	150	14	19	0	17	0	0	0	3,995	0	3,995
YOLO	27	2	0	0	0	0	0	0	0	0	29	0	29
STATE TOTAL	43,352	11,451	2,741	650	227	170	64	114	91	28	58,655	233	58,888
GEWURZTRAMINER													
EL DORADO	1	0	0	0	0	0	0	0	0	0	1	0	1
LAKE	0	1	0	0	0	0	0	0	0	0	1	0	1
MENDOCINO	226	12	0	6	0	22	3	8	0	0	269	8	277
MERCED	4	0	0	0	0	0	0	0	2	0	4	2	6
MONTEREY	707	25	0	0	0	0	0	7	0	0	732	7	739
NAPA	116	0	0	0	0	0	0	0	3	0	116	3	119
RIVERSIDE	0	3	0	0	0	1	0	0	0	0	4	0	4
SAN BENITO	39	0	0	0	0	0	0	0	0	0	39	0	39
SAN LUIS OBISPO	22	0	0	0	0	0	0	0	0	0	22	0	22
SANTA BARBARA	209	0	0	0	0	0	0	0	0	0	209	0	209
SANTA CLARA	3	0	0	0	0	0	0	0	0	0	3	0	3
SOLANO	4	0	0	0	0	0	0	0	0	0	4	0	4
SONOMA	396	8	0	8	0	21	0	0	0	0	433	0	433
TRINITY	1	0	0	0	0	0	0	0	0	0	1	0	1
STATE TOTAL	1,728	49	0	14	0	44	3	15	5	0	1,838	20	1,858
GRAY RIESLING													
ALAMEDA	114	0	0	0	0	0	0	0	0	0	114	0	114
MENDOCINO	39	0	0	0	0	0	0	0	0	0	39	0	39
MONTEREY	97	50	20	0	0	0	0	0	0	0	167	0	167
NAPA	55	0	0	0	0	0	0	0	0	0	55	0	55
SACRAMENTO	26	0	0	0	0	0	0	0	0	0	26	0	26
SAN JOAQUIN	25	0	0	0	0	0	0	0	0	0	25	0	25
SAN LUIS OBISPO	20	0	0	0	0	0	0	0	0	0	20	0	20
SOLANO	3	0	0	0	0	0	0	0	0	0	3	0	3
SONOMA	42	0	0	0	0	0	0	0	0	0	42	0	42
STATE TOTAL	421	50	20	0	0	0	0	0	0	0	491	0	491
GREEN HUNGARIAN													
KERN	10	0	0	0	0	0	0	0	0	0	10	0	10
MENDOCINO	67	0	1	9	12	0	0	0	0	0	89	0	89
NAPA	4	0	0	0	0	0	0	0	0	0	4	0	4
SAN JOAQUIN	15	0	0	0	0	0	0	0	0	0	15	0	15

TABLE 9: WHITE WINE TYPE GRAPES: ACREAGE STANDING, BY VARIETY, BY YEAR PLANTED, BY COUNTY, CALIFORNIA

COUNTY	1981 AND EARLIER	1982	1983	1984	1985	1986	1987	1988	1989	1990	BEARING: a/	NON- BEARING:	TOTAL
GREEN HUNGARIAN (Cont.)													
SAN LUIS OBISPO	22	0	0	0	0	0	0	0	0	0	22	0	22
SOLANO	16	0	0	0	0	0	0	0	0	0	16	0	16
SONOMA	6	0	0	0	0	0	0	0	0	0	6	0	6
STATE TOTAL	140	0	1	9	12	0	0	0	0	0	162	0	162
MALVASIA BIANCA													
ALAMEDA	2	0	2	0	0	0	0	0	0	0	4	0	4
FRESNO	81	0	0	0	0	0	0	0	0	0	81	0	81
LOS ANGELES	0	0	5	0	0	0	0	0	0	0	5	0	5
MADERA	168	160	0	0	55	0	0	0	0	0	383	0	383
MENDOCINO	2	0	0	0	0	0	0	0	0	0	2	0	2
MERCED	0	0	0	68	40	134	0	0	16	0	242	16	258
MONTEREY	167	0	60	0	0	0	0	0	0	0	227	0	227
NAPA	1	0	0	0	0	0	0	0	0	0	1	0	1
SANTA CLARA	6	0	0	0	0	0	0	0	0	0	6	0	6
STANISLAUS	164	0	20	106	235	126	0	0	0	0	651	0	651
TULARE	316	116	23	42	0	0	0	0	0	0	497	0	497
STATE TOTAL	907	276	110	216	330	260	0	0	16	0	2,099	16	2,115
MUSCAT BLANC c/													
ALAMEDA	3	0	0	0	0	0	0	0	0	0	3	0	3
AMADOR	6	0	0	0	2	11	0	0	0	0	19	0	19
EL DORADO	0	1	0	0	0	0	0	0	0	0	1	0	1
FRESNO	182	0	0	0	0	0	19	0	0	5	201	5	206
KERN	85	0	0	0	0	0	0	0	0	0	85	0	85
LAKE	29	0	9	0	0	4	4	0	0	9	46	9	55
LOS ANGELES	0	0	0	0	0	4	0	0	0	0	4	0	4
MADERA	210	0	0	0	0	0	0	0	0	0	210	0	210
MENDOCINO	1	0	0	7	0	5	0	0	0	0	13	0	13
MONTEREY	135	28	0	5	0	4	0	0	0	0	172	0	172
NAPA	73	0	3	1	2	0	0	0	0	0	79	0	79
RIVERSIDE	0	0	0	12	0	0	0	0	0	0	12	0	12
SAN DIEGO	8	0	0	0	0	0	0	1	0	0	8	1	9
SAN JOAQUIN	6	0	0	0	0	0	2	0	0	0	8	0	8
SAN LUIS OBISPO	50	5	42	0	41	0	25	5	0	0	163	5	168
SANTA BARBARA	22	0	0	0	0	0	0	0	0	0	22	0	22
SANTA CLARA	1	1	0	0	0	0	0	0	0	0	2	0	2
SONOMA	29	0	11	4	9	0	0	0	0	0	53	0	53
TULARE	231	0	0	0	0	0	0	0	0	0	231	0	231
STATE TOTAL	1,071	35	65	29	54	28	50	6	0	14	1,332	20	1,352
MUSCAT ORANGE													
AMADOR	4	0	2	0	0	3	0	2	8	0	9	10	19
MADERA	0	10	0	0	7	0	0	0	0	5	17	5	22
MONTEREY	3	0	0	0	2	0	0	0	0	0	5	0	5
NEVADA	0	0	0	0	0	2	0	0	0	0	2	0	2
SAN JOAQUIN	0	0	0	0	0	0	2	0	0	0	2	0	2
SAN LUIS OBISPO	0	0	0	0	0	0	0	0	1	0	0	1	1
SANTA BARBARA	0	0	0	0	0	1	0	0	0	0	1	0	1
STATE TOTAL	7	10	2	0	9	6	2	2	9	5	36	16	52
PALOMINO c/													
AMADOR	7	0	0	0	0	0	0	0	0	0	7	0	7
CONTRA COSTA	22	10	4	0	0	0	0	0	0	0	36	0	36
FRESNO	448	76	3	0	0	0	0	0	0	0	527	0	527
MADERA	397	0	0	0	0	0	0	0	0	0	397	0	397
MENDOCINO	24	0	0	0	0	0	0	0	0	0	24	0	24
NAPA	12	0	0	0	0	0	0	0	0	0	12	0	12
RIVERSIDE	61	0	0	0	0	0	0	0	0	0	61	0	61
SAN BENITO	1	0	0	0	0	0	0	0	0	0	1	0	1
SAN BERNARDINO	78	0	0	0	0	0	0	0	0	0	78	0	78
SAN DIEGO	15	0	0	0	0	0	0	0	0	0	15	0	15
SAN JOAQUIN	121	0	0	0	2	0	0	0	0	0	123	0	123
SAN LUIS OBISPO	0	0	0	0	6	0	0	0	0	0	6	0	6
SANTA CLARA	2	0	0	0	0	0	0	0	0	0	2	0	2
SONOMA	40	0	2	0	0	0	0	0	0	0	42	0	42
STANISLAUS	87	0	0	0	0	0	0	0	0	0	87	0	87
TULARE	66	0	0	0	0	0	0	0	0	0	66	0	66
STATE TOTAL	1,381	86	9	0	8	0	0	0	0	0	1,484	0	1,484

TABLE 9: WHITE WINE TYPE GRAPES: ACREAGE STANDING, BY VARIETY, BY YEAR PLANTED, BY COUNTY, CALIFORNIA

COUNTY	1981 AND EARLIER	1982	1983	1984	1985	1986	1987	1988	1989	1990	BEARING: BEARING: a/	NON- BEARING: TOTAL
--------	------------------------	------	------	------	------	------	------	------	------	------	----------------------------	---------------------------

PINOT BLANC

ALAMEDA	3	0	0	0	0	0	0	0	0	0	3	0	3
MENDOCINO	12	14	0	0	0	0	0	0	0	0	26	0	26
MONTEREY	981	0	32	0	56	0	0	0	0	0	1,069	0	1,069
NAPA	127	0	0	12	0	0	0	6	0	2	139	8	147
RIVERSIDE	27	0	0	35	0	0	0	0	0	0	62	0	62
SAN BENITO	137	0	0	0	0	0	0	0	0	0	137	0	137
SAN LUIS OBISPO	0	9	48	0	0	0	0	0	0	0	57	0	57
SANTA BARBARA	56	4	0	0	0	19	0	0	0	0	79	0	79
SANTA CLARA	13	0	12	0	0	0	0	0	0	0	25	0	25
SONOMA	111	82	11	0	0	0	0	0	2	0	204	2	206
STANISLAUS	28	0	0	0	0	0	0	0	0	0	28	0	28
STATE TOTAL	1,495	109	103	47	56	19	0	6	2	2	1,829	10	1,839

SAUVIGNON BLANC

ALAMEDA	82	7	57	0	7	13	6	18	0	0	172	18	190
AMADOR	211	0	11	6	2	2	0	4	0	0	232	4	236
CALAVERAS	0	8	0	0	0	0	0	0	0	0	8	0	8
EL DORADO	71	11	10	0	0	0	0	0	0	0	92	0	92
FRESNO	3	0	0	0	0	0	0	0	0	0	3	0	3
KERN	0	0	76	0	0	0	0	0	0	0	76	0	76
LAKE	407	33	22	27	0	0	28	0	26	65	517	91	608
MADERA	40	30	0	0	0	0	22	27	0	0	92	27	119
HARIPOSA	0	0	5	0	0	1	0	0	0	0	6	0	6
MENDOCINO	598	97	90	45	32	1	0	0	2	15	863	17	880
MERCED	658	0	80	0	0	0	40	0	0	0	778	0	778
MONTEREY	1,104	142	146	61	0	0	0	15	21	0	1,453	36	1,489
NAPA	1,978	361	143	142	58	45	55	35	29	27	2,782	91	2,873
NEVADA	0	0	0	7	0	0	0	0	0	0	7	0	7
PLACER	5	0	0	0	0	0	0	0	0	0	5	0	5
RIVERSIDE	170	53	28	7	0	0	0	0	0	0	258	0	258
SACRAMENTO	267	20	0	0	30	38	0	0	0	0	355	0	355
SAN BENITO	1	0	0	0	0	0	0	0	0	0	1	0	1
SAN BERNARDINO	4	0	0	0	0	0	0	0	0	0	4	0	4
SAN DIEGO	2	0	0	0	0	0	0	0	0	0	2	0	2
SAN JOAQUIN	878	125	66	25	57	0	25	14	130	167	1,176	311	1,487
SAN LUIS OBISPO	377	233	9	15	16	0	0	16	0	36	650	52	702
SANTA BARBARA	311	75	22	22	5	8	0	0	0	0	443	0	443
SANTA CLARA	2	0	0	7	2	0	0	0	0	0	11	0	11
SHASTA	19	12	0	0	0	0	0	0	0	0	31	0	31
SOLANO	31	70	0	88	0	0	0	0	0	0	189	0	189
SONOMA	866	286	204	71	83	39	14	14	25	25	1,563	64	1,627
STANISLAUS	206	163	53	25	13	42	0	17	7	27	502	51	553
TULARE	0	0	0	0	0	0	0	26	0	0	0	26	26
YOLO	60	66	70	34	8	13	8	0	47	0	259	47	306
YUBA	67	0	0	0	0	0	0	0	1	0	67	1	68
STATE TOTAL	8,418	1,792	1,092	582	313	202	198	186	288	362	12,597	836	13,433

SAUVIGNON VERT

MENDOCINO	4	0	0	0	0	0	0	0	0	0	4	0	4
NAPA	14	0	0	0	0	0	0	0	0	0	14	0	14
SANTA CLARA	5	0	0	0	0	0	0	0	0	0	5	0	5
SONOMA	79	0	0	0	0	0	0	0	0	0	79	0	79
STATE TOTAL	102	0	0	0	0	0	0	0	0	0	102	0	102

SEMILLON

ALAMEDA	80	0	8	0	0	22	0	0	0	0	110	0	110
AMADOR	4	2	9	0	0	0	0	0	0	0	15	0	15
CALAVERAS	0	0	1	0	0	0	0	0	0	0	1	0	1
CONTRA COSTA	3	0	0	0	0	0	0	0	0	0	3	0	3
EL DORADO	5	0	0	0	0	0	0	0	0	0	5	0	5
FRESNO	155	0	0	0	0	0	0	0	0	0	155	0	155
KERN	178	0	0	0	0	0	0	0	0	0	178	0	178
LAKE	10	0	0	0	0	14	0	2	0	0	24	2	26
MADERA	207	0	0	0	0	0	0	0	0	0	207	0	207
MENDOCINO	7	14	0	0	11	0	0	0	2	0	32	2	34
MONTEREY	260	134	0	3	0	0	0	0	0	0	397	0	397
NAPA	161	19	11	45	33	20	25	28	1	2	314	31	345
NEVADA	0	0	0	2	0	0	0	0	0	0	2	0	2
PLACER	1	0	0	0	0	0	0	0	0	0	1	0	1
RIVERSIDE	1	0	0	0	4	0	0	1	0	0	5	1	6
SACRAMENTO	135	6	0	0	0	0	0	0	0	0	141	0	141
SAN DIEGO	0	0	0	0	0	0	2	0	0	0	2	0	2
SAN JOAQUIN	117	17	0	0	0	0	0	0	0	0	134	0	134
SAN LUIS OBISPO	17	43	0	0	5	0	0	4	0	0	65	4	69
SANTA BARBARA	4	0	6	8	4	0	0	0	0	0	22	0	22
SANTA CLARA	6	0	0	0	0	0	0	0	0	0	6	0	6
SONOMA	110	15	35	13	6	8	5	2	1	0	192	3	195
STANISLAUS	22	20	16	5	0	0	0	0	0	0	63	0	63
TULARE	79	0	0	0	0	0	0	0	0	0	79	0	79
YOLO	0	23	0	0	0	0	0	0	10	0	23	10	33
STATE TOTAL	1,562	293	86	76	63	64	32	37	14	2	2,176	53	2,229

TABLE 9: WHITE WINE TYPE GRAPES: ACREAGE STANDING, BY VARIETY, BY YEAR PLANTED, BY COUNTY, CALIFORNIA

COUNTY	1981 AND EARLIER	1982	1983	1984	1985	1986	1987	1988	1989	1990	BEARING: B/	NON- BEARING:	TOTAL
ST. EMILION c/													
ALAMEDA	27	0	0	0	0	0	0	0	0	0	27	0	27
FRESNO	300	0	0	0	0	0	0	0	0	0	300	0	300
KERN	86	0	0	30	0	0	0	0	0	0	116	0	116
LOS ANGELES	0	5	5	3	0	0	0	0	0	0	13	0	13
MADERA	0	80	0	0	0	0	0	0	0	0	80	0	80
MONTEREY	1	1	0	0	0	0	0	0	0	0	2	0	2
TULARE	139	38	0	59	0	0	0	0	0	0	236	0	236
STATE TOTAL	553	124	5	92	0	0	0	0	0	0	774	0	774
SYLVANER c/													
MENDOCINO	12	0	0	0	0	0	0	0	0	0	12	0	12
MONTEREY	138	0	0	0	0	0	0	0	0	0	138	0	138
NAPA	9	0	0	0	0	0	0	0	0	0	9	0	9
SANTA BARBARA	13	0	0	0	0	0	0	0	0	0	13	0	13
SANTA CLARA	15	0	0	0	0	0	0	0	0	0	15	0	15
SONOMA	6	0	0	0	0	0	0	0	0	0	6	0	6
STATE TOTAL	193	0	0	0	0	0	0	0	0	0	193	0	193
SYMPHONY													
CALAVERAS	0	0	0	0	0	0	0	0	2	0	0	2	2
EL DORADO	0	0	1	0	0	0	0	0	0	0	1	0	1
LOS ANGELES	0	0	0	0	0	2	0	0	0	0	2	0	2
MADERA	0	0	0	0	0	0	0	0	63	0	0	63	63
SACRAMENTO	0	0	0	0	0	0	0	5	0	0	0	5	5
SAN JOAQUIN	0	0	3	6	0	16	3	22	0	0	28	22	50
SONOMA	0	15	0	0	0	4	20	0	0	0	39	0	39
STANISLAUS	0	0	0	0	1	1	0	0	0	0	2	0	2
YOLO	0	0	0	1	0	0	2	0	24	0	3	24	27
STATE TOTAL	0	15	4	7	1	23	25	27	89	0	75	116	191
VIIGNIER													
EL DORADO	0	0	0	0	0	0	0	0	0	2	0	2	2
MENDOCINO	0	0	0	0	0	0	0	0	0	11	0	11	11
NAPA	0	0	0	0	3	1	6	3	1	2	10	6	16
SAN BENITO	0	0	0	0	0	0	0	0	3	0	0	3	3
SAN LUIS OBISPO	0	0	0	0	0	0	0	0	1	0	0	1	1
SANTA BARBARA	0	0	0	0	0	0	0	0	0	1	0	1	1
SANTA CLARA	0	0	0	0	0	0	0	0	0	3	0	3	3
SONOMA	0	0	0	0	0	0	1	0	12	0	1	12	13
STATE TOTAL	0	0	0	0	3	1	7	3	17	19	11	39	50
WHITE RIESLING c/													
EL DORADO	5	4	1	1	1	0	0	0	0	0	12	0	12
KERN	0	0	0	0	0	0	0	0	1	0	0	1	1
LAKE	88	0	0	0	0	0	0	0	0	0	88	0	88
MARIPOSA	0	0	0	1	0	0	0	1	0	0	1	1	2
MENDOCINO	185	0	6	0	0	1	0	9	0	0	192	9	201
MONTEREY	2,490	8	16	82	0	10	18	0	0	2,624	0	2,624	2,624
NAPA	431	0	0	0	0	5	0	2	4	0	436	6	442
RIVERSIDE	130	0	0	0	0	0	3	0	0	0	133	0	133
SACRAMENTO	70	0	0	0	0	0	0	0	0	0	70	0	70
SAN BENITO	233	0	0	0	0	0	0	0	0	0	233	0	233
SAN DIEGO	3	0	0	0	0	0	0	0	0	0	3	0	3
SAN JOAQUIN	3	0	0	0	0	0	0	0	0	0	3	0	3
SAN LUIS OBISPO	26	0	0	0	0	0	0	0	0	0	26	0	26
SANTA BARBARA	711	0	0	5	0	0	6	0	0	0	722	0	722
SANTA CLARA	3	2	1	1	0	0	1	0	0	0	8	0	8
SOLANO	5	2	0	0	0	0	0	0	0	0	7	0	7
SONOMA	342	0	0	0	0	0	0	2	11	0	342	13	355
TRINITY	1	0	0	0	1	0	0	0	0	0	2	0	2
TULARE	0	0	0	0	0	0	0	3	0	0	0	3	3
YUBA	44	0	0	0	0	0	0	0	0	0	44	0	44
STATE TOTAL	4,770	16	24	90	2	16	28	18	15	0	4,946	33	4,979
OTHER WHITE WINE													
EL DORADO	0	0	0	0	0	0	0	5	0	0	0	5	5
FRESNO	9	0	0	0	0	0	0	0	0	0	9	0	9
MARIPOSA	0	0	0	2	0	0	0	0	0	0	2	0	2
MENDOCINO	11	0	0	0	0	0	0	0	0	0	11	0	11
MONTEREY	4	0	0	0	0	0	0	0	0	1	4	0	4
NAPA	39	0	0	3	5	1	0	0	0	0	48	1	49
RIVERSIDE	0	0	0	0	0	0	0	5	0	0	0	5	5
SAN BENITO	8	0	0	0	0	0	0	0	0	0	8	0	8
SAN BERNARDINO	4	0	0	0	0	0	0	0	0	0	4	0	4
SAN DIEGO	0	2	0	0	0	0	0	0	0	0	2	0	2
SAN JOAQUIN	1	0	0	0	0	0	0	0	0	0	1	0	1
SAN LUIS OBISPO	0	0	0	1	1	1	0	5	0	0	9	5	14
SANTA BARBARA	0	0	0	0	0	1	0	0	5	3	1	8	9
SANTA CLARA	3	0	0	0	0	0	0	0	1	4	3	5	8
SANTA CRUZ	0	0	5	0	0	0	7	1	0	0	12	1	13
SONOMA	22	0	0	2	0	0	0	4	1	3	24	8	32
STANISLAUS	1	0	0	0	0	0	0	80	327	0	1	407	408
STATE TOTAL	102	2	5	8	12	3	7	100	334	11	139	445	584

TABLE 9: WHITE WINE TYPE GRAPES: ACREAGE STANDING, BY VARIETY, BY YEAR PLANTED, BY COUNTY, CALIFORNIA

COUNTY	1981 AND EARLIER	1982	1983	1984	1985	1986	1987	1988	1989	1990	BEARING	NON- BEARING	TOTAL
												a/	
TOTAL WHITE WINE													
ALAMEDA	454	86	150	146	46	109	38	177	0	67	1,029	244	1,273
AMADOR	298	16	23	6	4	16	0	6	8	1	363	15	378
CALAVERAS	46	8	1	0	5	0	0	2	18	0	60	20	80
COLUSA	55	0	0	0	0	0	9	0	45	34	64	79	143
CONTRA COSTA	25	26	4	0	0	0	0	14	0	8	55	22	77
EL DORADO	129	31	21	1	9	0	0	14	0	2	191	16	207
FRESNO	14,694	3,386	502	111	143	273	45	8	18	47	19,154	73	19,227
GLENN	402	0	0	0	0	0	0	0	0	0	402	0	402
KERN	10,825	3,412	1,133	70	318	0	95	225	180	0	15,853	405	16,258
KINGS	321	219	54	12	0	0	0	0	0	0	606	0	606
LAKE	730	67	65	38	10	36	53	56	220	111	999	387	1,386
LOS ANGELES	0	5	10	3	0	6	0	0	0	0	24	0	24
MADERA	17,865	4,575	1,485	331	176	15	50	64	67	5	24,497	136	24,633
MARIPOSA	0	0	6	3	0	1	0	4	0	0	10	4	14
MENDOCINO	3,134	364	330	456	260	371	352	266	243	312	5,267	821	6,088
MERCED	7,693	526	235	170	162	169	54	223	145	283	9,009	651	9,660
MONTEREY	12,289	689	625	257	390	63	1,458	2,190	414	383	15,771	2,987	18,758
NAPA	8,962	1,328	758	903	482	309	606	569	827	397	13,348	1,793	15,141
NEVADA	9	2	0	19	0	43	0	0	0	0	73	0	73
PLACER	7	0	0	0	0	0	0	0	0	0	7	0	7
RIVERSIDE	820	168	193	67	39	43	368	14	23	79	1,698	116	1,814
SACRAMENTO	1,199	76	7	5	50	150	126	280	167	31	1,613	478	2,091
SAN BENITO	844	0	0	6	0	0	0	0	6	0	850	6	856
SAN BERNARDINO	114	0	0	0	0	0	0	0	0	0	114	0	114
SAN DIEGO	38	2	0	10	0	0	12	3	0	19	62	22	84
SAN JOAQUIN	9,330	361	229	147	643	902	886	820	755	986	12,498	2,561	15,059
SAN LUIS OBISPO	1,553	622	279	256	225	223	179	205	69	233	3,337	507	3,844
SAN MATEO	12	0	0	12	0	0	3	0	0	0	27	0	27
SANTA BARBARA	3,764	247	129	220	348	167	727	840	499	220	5,602	1,559	7,161
SANTA CLARA	145	11	46	64	61	0	7	21	22	12	334	55	389
SANTA CRUZ	24	3	5	2	0	10	7	1	10	0	51	11	62
SHASTA	19	12	0	0	0	0	0	0	0	0	31	0	31
SOLANO	139	108	10	92	27	140	20	0	49	88	536	137	673
SONOMA	8,213	1,410	962	584	619	584	566	795	1,171	739	12,938	2,705	15,643
STANISLAUS	6,440	806	382	204	260	171	47	331	334	63	8,310	728	9,038
TEHAMA	58	19	0	0	0	0	0	0	0	0	77	0	77
TRINITY	2	0	0	0	3	0	0	0	0	0	5	0	5
TULARE	4,513	1,491	274	115	19	0	17	78	78	0	6,429	156	6,585
YOLO	435	159	102	53	10	69	177	115	276	33	1,005	424	1,429
YUBA	131	0	0	0	0	0	0	0	2	0	131	2	133
STATE TOTAL	115,731	20,235	8,020	4,363	4,309	3,870	5,902	7,321	5,646	4,153	162,430	17,120	179,550

TABLE 10: ALL WINE TYPE GRAPES : ACREAGE STANDING, BY YEAR PLANTED, BY COUNTY, CALIFORNIA

COUNTY	1981 AND EARLIER	1982	1983	1984	1985	1986	1987	1988	1989	1990	NON- BEARING	NON- BEARING	TOTAL
ALL VARIETIES													
ALAMEDA	605	131	176	176	46	287	38	189	28	67	1,459	284	1,743
AMADOR	1,338	39	30	40	54	65	25	22	27	137	1,589	186	1,775
BUTTE	97	0	0	0	0	0	0	0	0	1	97	1	98
CALAVERAS	93	19	15	1	5	0	0	4	25	27	133	56	189
COLUSA	55	0	0	0	0	18	38	442	670	34	111	1,146	1,257
CONTRA COSTA	556	27	38	4	8	6	8	50	20	21	647	91	738
EL DORADO	333	54	28	2	18	5	2	23	10	7	442	40	482
FRESNO	28,104	3,420	730	197	279	300	265	478	177	315	33,295	970	34,265
GLENN	1,178	0	0	0	0	0	0	300	0	0	1,178	300	1,478
KERN	20,397	3,412	1,283	158	327	24	729	978	573	0	26,330	1,551	27,881
KINGS	754	219	54	12	0	0	68	114	0	0	1,107	114	1,221
LAKE	1,995	91	117	58	28	61	112	76	465	235	2,462	776	3,238
LOS ANGELES	0	5	10	3	0	6	0	0	0	0	24	0	24
MADERA	29,495	4,919	1,633	341	376	77	472	503	700	80	37,313	1,283	38,596
MARIN	8	0	0	0	0	0	0	0	0	0	8	0	8
MARIPOSA	0	0	6	8	0	11	5	4	0	0	30	4	34
MENDOCINO	7,543	493	509	657	444	523	609	420	419	729	10,778	1,568	12,346
MERCED	11,261	526	241	170	307	269	366	362	145	314	13,140	821	13,961
MONTEREY	19,930	1,121	666	309	390	64	1,590	2,541	1,284	601	24,070	4,426	28,496
NAPA	18,241	2,012	1,383	1,780	1,506	1,367	1,675	1,764	2,006	1,460	27,964	5,230	33,194
NEVADA	20	2	0	62	0	43	0	0	0	0	127	0	127
PLACER	78	0	0	0	0	0	0	1	1	0	78	2	80
RIVERSIDE	1,322	170	193	70	44	82	371	35	30	79	2,252	144	2,396
SACRAMENTO	2,191	145	77	45	50	150	206	370	409	401	2,864	1,180	4,044
SAN BENITO	1,696	4	0	19	0	41	9	0	6	0	1,769	6	1,775
SAN BERNARDINO	1,157	0	0	0	0	0	0	0	0	0	1,157	0	1,157
SAN DIEGO	51	2	0	10	0	0	16	4	0	19	79	23	102
SAN JOAQUIN	25,083	382	385	360	920	1,610	2,114	2,917	2,111	1,844	30,854	6,872	37,726
SAN LUIS OBISPO	3,591	855	423	404	460	341	470	468	587	744	6,544	1,799	8,343
SAN MATEO	12	0	0	24	0	6	3	0	0	0	45	0	45
SANTA BARBARA	5,270	258	149	281	512	176	799	1,029	587	241	7,445	1,857	9,302
SANTA CLARA	602	19	65	75	86	0	9	32	36	37	856	105	961
SANTA CRUZ	51	7	5	8	3	13	8	1	15	0	95	16	111
SHASTA	24	12	0	0	0	0	0	0	0	0	36	0	36
SOLANO	497	118	15	107	36	157	20	48	66	169	950	283	1,233
SONOMA	19,067	1,887	1,781	1,120	1,200	1,318	1,301	1,546	2,302	1,795	27,674	5,643	33,317
STANISLAUS	12,109	845	397	300	284	258	257	748	366	111	14,450	1,225	15,675
TEHAMA	122	19	0	0	0	0	0	0	0	0	141	0	141
TRINITY	2	0	0	0	3	0	0	0	0	1	5	1	6
TULARE	6,857	1,491	366	218	26	27	305	799	364	27	9,290	1,190	10,480
YOLO	636	159	124	66	56	100	236	177	379	33	1,377	589	1,966
YUBA	252	0	0	19	15	10	0	0	13	0	296	13	309
STATE TOTAL	222,673	22,863	10,899	7,104	7,483	7,413	12,126	16,445	13,821	9,529	290,561	39,795	330,356

TABLE 11: ALL GRAPES (EXCLUDING ROOTSTOCK): ACREAGE, BEARING, NONBEARING, AND TOTAL, BY COUNTY, CALIFORNIA, 1990

COUNTY	BEARING	NON-BEARING a/	TOTAL
- - - - - A C R E S - - - - -			
ALAMEDA	1,459	284	1,743
AMADOR	1,589	186	1,775
BUTTE	118	1	119
CALAVERAS	133	56	189
COLUSA	111	1,146	1,257
CONTRA COSTA	664	91	755
EL DORADO	442	40	482
FRESNO	203,259	5,033	208,292
GLENN	1,178	300	1,478
IMPERIAL	240	0	240
KERN	72,339	5,529	77,868
KINGS	3,778	161	3,939
LAKE	2,483	776	3,259
LOS ANGELES	24	0	24
MADERA	80,214	2,762	82,976
MARIN	8	0	8
MARIPOSA	30	4	34
MENDOCINO	10,781	1,568	12,349
MERCED	15,177	848	16,025
MONTEREY	24,070	4,426	28,496
NAPA	27,964	5,230	33,194
NEVADA	127	0	127
PLACER	79	2	81
RIVERSIDE b/	19,796	483	20,279
SACRAMENTO	2,864	1,180	4,044
SAN BENITO	1,769	6	1,775
SAN BERNARDINO	1,477	600	2,077
SAN DIEGO	89	23	112
SAN JOAQUIN	44,422	6,886	51,308
SAN LUIS OBISPO	6,685	1,799	8,484
SAN MATEO	45	0	45
SANTA BARBARA	7,465	1,857	9,322
SANTA CLARA	856	105	961
SANTA CRUZ	95	16	111
SHASTA	36	0	36
SOLANO	950	283	1,233
SONOMA	27,676	5,645	33,321
STANISLAUS	15,482	1,230	16,712
SUTTER	22	0	22
TEHAMA	147	0	147
TRINITY	5	1	6
TULARE	60,314	5,299	65,613
YOLO	1,377	589	1,966
YUBA	298	13	311
STATE TOTAL	638,137	54,458	692,595

TABLE 12: GRAPE ACREAGE REMOVALS: TOTAL REPORTED REMOVALS, BY TYPE, CALIFORNIA

YEAR	RAISIN		TABLE		RED WINE		WHITE WINE		ALL GRAPES						
	BEARING	NON-BEARING	BEARING	NON-BEARING	BEARING	NON-BEARING	BEARING	NON-BEARING	BEARING	NON-BEARING					
1989-90 <u>d/</u>	2,436	4	2,440	3,621	27	3,648	2,419	36	2,455	4,219	31	4,250	12,695	98	12,793
1990-91 <u>g/</u>	2,127	0	2,127	2,036	101	2,137	1,906	50	1,956	2,650	12	2,662	8,719	163	8,882

TABLE 13: GRAPE ACREAGE REMOVALS 1990-91: REPORTED REMOVALS, POSTHARVEST AND INTENTIONS, BY TYPE, CALIFORNIA

YEAR	RAISIN		TABLE		RED WINE		WHITE WINE	
	BEARING	NON-BEARING	BEARING	NON-BEARING	BEARING	NON-BEARING	BEARING	NON-BEARING
POSTHARVEST <u>e/</u>	1,959	0	2,019	101	1,599	50	2,411	12
INTENTIONS <u>f/</u>	168	0	17	0	307	0	239	0

TABLE 14: GRAPE ACREAGE GRAFTINGS: ACTUAL POSTHARVEST GRAFTINGS, BY TYPE, CALIFORNIA

YEAR	RAISIN GRAFTED TO:				TABLE GRAFTED TO:			
	RAISIN	TABLE	RED	WHITE	RAISIN	TABLE	RED	WHITE
1989-90 <u>h/</u>	1	75	45	0	222	556	164	135
1990-91 <u>i/</u>	14	32	0	0	157	37	50	117

YEAR	RED WINE GRAFTED TO:				WHITE WINE GRAFTED TO:			
	RAISIN	TABLE	RED	WHITE	RAISIN	TABLE	RED	WHITE
1989-90 <u>h/</u>	9	0	202	67	191	84	830	1,269
1990-91 <u>i/</u>	19	0	103	75	123	153	467	506

YEAR	ROOTSTOCK GRAFTED TO:				TOTAL GRAFTINGS
	RAISIN	TABLE	RED	WHITE	
1989-90 <u>h/</u>	0	0	61	103	4,014
1990-91 <u>i/</u>	19	27	209	117	2,225

TABLE 15: ALL GRAPES: ACREAGE REMOVED, BY VARIETY, CALIFORNIA 1989-90

RAISIN VARIETY				RED WINE VARIETY (Cont.)			
VARIETY	BEARING	NON-BEARING	TOTAL	VARIETY	BEARING	NON-BEARING	TOTAL
ACRES				ACRES			
BLACK CORINTH c/	1	0	1	GRENACHE	223	0	223
MUSCAT OF ALEXANDRIA	344	4	348	GRIGNOLINO	2	0	2
THOMPSON SEEDLESS	2,091	0	2,091	MALBEC	2	0	2
TOTAL RAISIN	2,436	4	2,440	MATARO c/	1	0	1
TABLE VARIETY				MERLOT	30	2	32
ALMERIA	16	0	16	MISSION	71	0	71
BLACK SEEDLESS c/	0	5	5	MUSCAT HAMBURG	1	0	1
BLACK MONUKKA	5	0	5	PETITE SIRAH	108	0	118
BLACK PRINCE c/	7	0	7	PETITE VERDOT	1	0	1
BLUSH SEEDLESS	2	0	2	PINOT NOIR	168	0	168
CALMERIA	229	0	229	PINOT ST GEORGE	5	0	5
CARDINAL	68	0	68	ROYALTY	12	0	12
CENTENNIAL SEEDLESS	3	0	3	RUBIRED	41	0	41
CHRISTMAS ROSE	27	0	27	RUBY CABERNET	168	0	168
DAWN SEEDLESS	2	0	2	VALDEPENAS	35	0	35
EMPEROR	621	0	621	ZINFANDEL	233	9	242
EXOTIC	197	0	197	OTHER RED WINE	1	0	1
FLAME SEEDLESS	291	0	291	TOTAL RED WINE	2,419	36	2,455
FLAME TOKAY	855	0	855	WHITE WINE VARIETY			
ITALIA	23	0	23	BURGER	34	0	34
MALAGA c/	56	0	56	CHARDONNAY	654	25	679
OLIVETTE BLANCE	2	0	2	CHENIN BLANC	870	3	873
PERLETTE	500	0	500	EMERALD RIESLING	1	0	1
QUEEN	23	0	23	FEHER SZAGOS	8	0	8
REDGLOBE c/	8	12	20	FLORA	5	0	5
RED MALAGA	26	0	26	FOLLE BLANCHE	11	0	11
RIBIER	519	0	519	FRENCH COLOMBARD	1,739	0	1,739
RUBY SEEDLESS c/	144	10	154	GEWURZTRAMINER	91	0	91
TOTAL TABLE	3,621	27	3,648	GRAY RIESLING	7	0	7
RED WINE VARIETY				GREEN HUNGARIAN	11	0	11
ALEATICO	3	0	3	MALVASTIA BIANCA	1	0	1
ALICANTE BOUSCHET	62	0	62	MUSCAT BLANC c/	99	0	99
ALMISSION	9	0	9	PALOMINO c/	55	0	55
BARBERA	123	0	123	PINOT BLANC	39	0	39
CABERNET FRANC	2	0	2	SAUVIGNON BLANC	178	3	181
CABERNET SAUVIGNON	415	15	430	SAUVIGNON VERT	5	0	5
CARIGNANE	576	0	576	SEMILLON	114	0	114
EARLY BURGUNDY	25	0	25	SYLVANER c/	38	0	38
GAMAY c/	64	0	64	WHITE RIESLING c/	222	0	222
GAMAY BEAUJOLAIS	38	0	38	OTHER WHITE WINE	37	0	37
				TOTAL WHITE WINE	4,219	31	4,250
				ALL GRAPES	12,695	98	12,793

TABLE 16: ALL GRAPES: ACREAGE REMOVED, BY TYPE, BY COUNTY, CALIFORNIA, 1989-90

COUNTY	RAISIN TYPE		TABLE TYPE		RED WINE		WHITE WINE		ALL WINE		ALL GRAPES	
	BEARING	NON-BEARING	BEARING	NON-BEARING	BEARING	NON-BEARING	BEARING	NON-BEARING	BEARING	NON-BEARING	BEARING	NON-BEARING
A C R E S												
ALAMEDA	0	0	0	0	0	0	13	0	13	0	13	0
AMADOR	0	0	0	0	5	0	1	0	6	0	6	0
FRESNO	816	0	294	10	124	0	344	6	468	6	1,578	16
KERN	372	4	934	0	126	0	245	0	371	0	1,677	4
KINGS	8	0	0	0	0	0	0	0	0	0	8	0
LAKE	0	0	0	0	31	0	35	0	66	0	66	0
MADERA	240	0	10	0	316	0	368	0	684	0	934	0
MENDOCINO	0	0	0	0	99	0	178	8	277	8	277	8
MERCED	16	0	0	0	65	0	190	0	255	0	271	0
MONTEREY	0	0	0	0	31	0	271	0	302	0	302	0
NAPA	0	0	0	0	335	3	292	0	627	3	627	3
RIVERSIDE	423	0	742	0	0	0	12	0	12	0	1,177	0
SACRAMENTO	0	0	0	0	0	0	3	0	3	0	3	0
SAN BENITO	0	0	0	0	51	0	21	0	72	0	72	0
SAN BERNARDINO	0	0	10	0	5	0	0	0	5	0	15	0
SAN DIEGO	0	0	28	0	0	0	1	0	1	0	29	0
SAN JOAQUIN	1	0	852	0	452	9	175	13	627	22	1,480	22
SAN LUIS OBISPO	0	0	0	0	116	12	190	0	306	12	306	12
SANTA BARBARA	0	0	0	0	132	0	431	0	563	0	563	0
SANTA CLARA	0	0	0	0	21	0	27	0	48	0	48	0
SOLANO	0	0	0	0	50	0	13	0	63	0	63	0
SONOMA	0	0	0	0	239	12	267	4	506	16	506	16
STANISLAUS	33	0	0	0	100	0	34	0	134	0	167	0
TULARE	527	0	751	17	115	0	1,026	0	1,141	0	2,419	17
YOLO	0	0	0	0	6	0	82	0	88	0	88	0
STATE TOTALS	2,436	4	3,621	27	2,419	36	4,219	31	6,638	67	12,695	98

FOOTNOTES

- aa/ Survey follow-up procedures were modified starting with crop year 1989, placing emphasis on operations with 50 plus acres.
- a/ Nonbearing includes plantings for 1988, 1989 and 1990. See footnote b/ below.
- b/ Table grape variety Flame Seedless begins bearing after two nonbearing years in Riverside County where drip irrigation is used.
- c/ Common names: Black Corinth/Zante Currant, Canner/Thompson Canners/Canner Seedless, Beauty Seedless/Black Beauty, Black Prince/Rose of Peru, Malaga/White Malaga, Red Crimson/Crimson Seedless, Redglobe/Rose Ito, Ruby Seedless/King Ruby, Gamay/Napa Gamay, Mataro/Mouvedre, Sangiovetto/Sangiovese, Syrah/French Syrah/Shiraz, Muscat Blanc/Muscat Canelli, Palomino/Golden Chasselas, St. Emilion/Ugni Blanc/Trebbiano, Sylvaner/Franken Riesling, White Riesling/Johannisberg Riesling.
- d/ Reported postharvest removals October 1989 through September 1990.
- e/ Reported postharvest removals October 1990 through March 1991.
- f/ Reported postharvest intended removals April 1991 through September 1991.
- g/ Reported postharvest removals October 1990 through March 1991 plus reported postharvest intended removals April 1991 through September 1991. The total figure accounts for approximately one-third of the acreage removed this season. The number will be revised next year.
- h/ Reported postharvest graftings October 1989 through September 1990.
- i/ Reported postharvest graftings October 1990 through March 1991.

