FINAL
GRAPE CRUSH REPORT
1988 CROP

MARCH 10, 1989

CALIFORNIA DEPARTMENT OF FOOD AND AGRICULTURE
SACRAMENTO, CALIFORNIA

JACK C. PARNELL, DIRECTOR

MAP & DEFINITIONS OF CALIFORNIA GRAPE PRICING DISTRICTS

1. Mendocino County
2. Lake County
3. Sonoma and Marin Counties
4. Napa County
5. Solano County
6. Alameda, Contra Costa, Santa Clara, San Francisco, San Mateo, and Santa Cruz Counties
7. Monterey and San Benito Counties
8. San Luis Obispo, Santa Barbara and Ventura Counties
9. Yolo County north of Interstate 80 to the junction of Interstate 80 and U.S. 50 and north of U.S. 50; Sacramento County north of U.S. 50; Del Norte, Siskiyou, Modoc, Humboldt, Trinity, Shasta, Lassen, Tehama, Plumas, Glenn, Butte, Colusa, Sutter, Yuba, and Sierra Counties.
10. Nevada, Placer, El Dorado, Amador, Calaveras, Tuolumne and Mariposa Counties
11. San Joaquin County north of State Highway 4; and Sacramento County south of U.S. 50 and east of Interstate 5.
12. San Joaquin County south of State Highway 4; Stanislaus and Merced Counties
13. Madera, Fresno, Alpine, Mono, Inyo Counties; and Kings and Tulare Counties north of Nevada Avenue (Avenue 192)
14. Kings and Tulare Counties south of Nevada Avenue (Avenue 192); and Kern County
15. Los Angeles and San Bernardino Counties
16. Orange, Riverside, San Diego, and Imperial Counties
17. Yolo County south of Interstate 80 from the Solano County line to the Junction of Interstate 80 and U.S. 50 and south of U.S. 50 and Sacramento County south of U.S. 50 and west of Interstate 5.

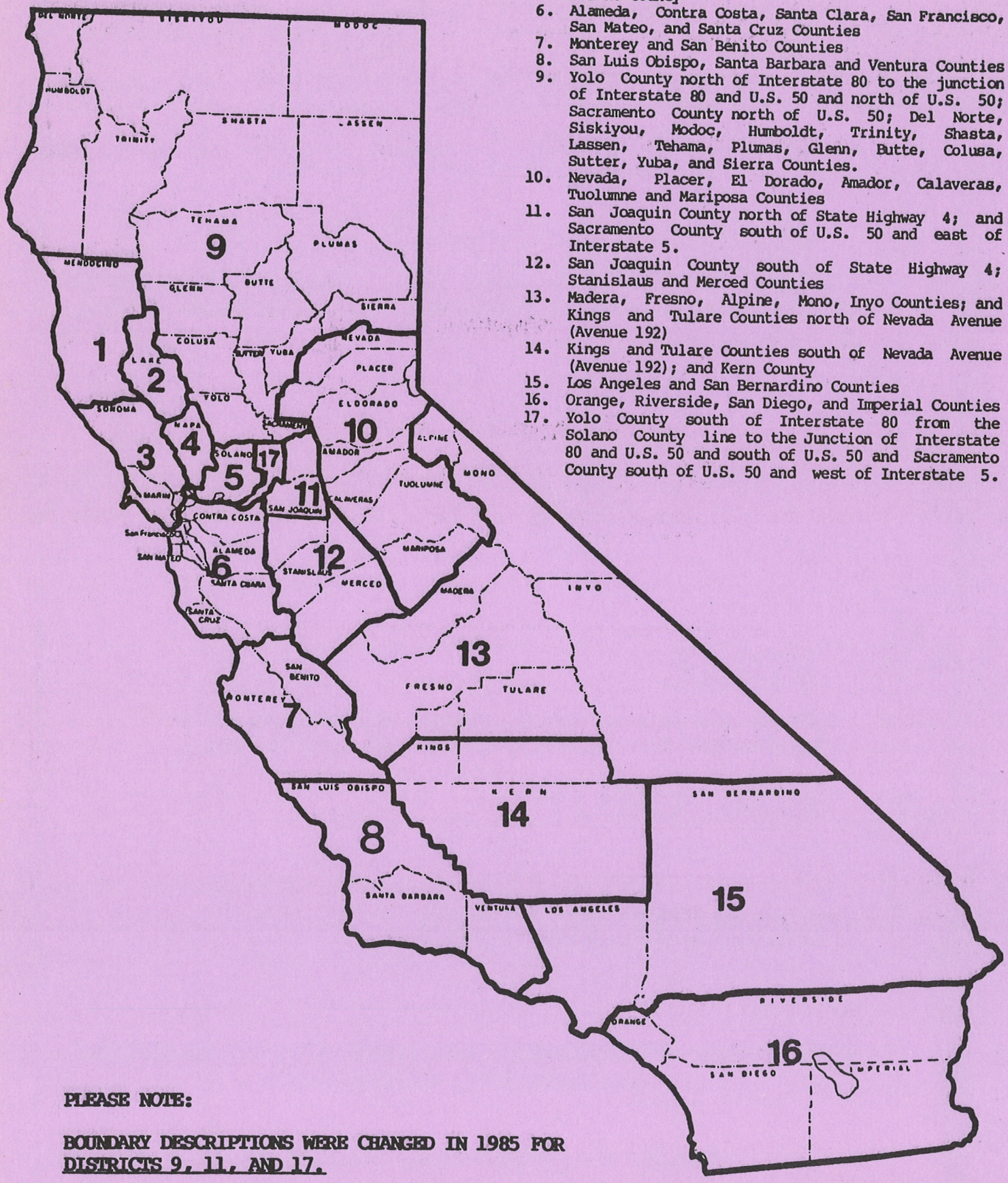

PLEASE NOTE:

BOUNDARY DESCRIPTIONS WERE CHANGED IN 1985 FOR DISTRICTS 9, 11, AND 17.

TABLE OF CONTENTS

PAGE

GRAPE CRUSH EXPLANATIONS 1

TABLE 1: Grapes for Crushing: State totals by type and variety, weighted average degrees Brix, and weighted average dollars per ton, 1987-88 6

TABLE 2: Tons of grapes crushed by California processors from the 1988 crop by type, variety, and reporting district where grown, with comparisons 8

TABLE 3: Weighted average degrees Brix for all grapes crushed by California processors from the 1988 crop by type, variety, and reporting district where grown, with comparisons 12

TABLE 4: Tons of grapes purchased for wine, concentrate, juice, vinegar, and beverage brandy, by California processors from the 1988 crop by type, variety, and reporting district where grown, with comparisons 14

TABLE 5: Weighted average degrees Brix for all grapes purchased for wine, concentrate, juice, vinegar, and beverage brandy, by California processors from the 1988 crop by type, variety, and reporting district where grown, with comparisons 18

TABLE 6: Weighted average grower returns per ton, delivered basis, purchased for wine, concentrate, juice, vinegar, and beverage brandy, by California processors from the 1988 crop by type, variety, and reporting district where grown, with comparisons 20

TABLE 7: Tons of grapes purchased by California processors as distilling material other than beverage brandy from the 1988 crop by type and variety, with comparisons 24

TABLE 8: Base price paid to growers for grapes crushed, delivered to California processors, from the 1988 crop, with Brix factors and percent of purchased tonnage, by type, variety, reporting district where grown, and weighted average base price 25

TABLE 8: (Supplement) Brix adjustment factor 55

TABLE 9: Tons of grapes crushed to growers' accounts by California processors from the 1988 crop by type, variety, and reporting district where grown, with comparisons 63

COMPILED AND PUBLISHED BY:

California Agricultural Statistics Service
1220 N Street, Room 243
P.O. Box 942871
Sacramento, CA 94271-0001
(916) 445-3214

AND

Federal-State Market News Service
1220 N Street, Room 216
P.O. Box 942871
Sacramento, CA 94271-0001
(916) 445-5721

GRAPE CRUSH REPORT

OVERVIEW

Information contained in this Report was supplied by processors to fulfill the reporting requirements of Section 55601.5 of the Food and Agricultural Code.

The Final Grape Crush Report includes all grape tonnage crushed and purchased during the 1988 season. Changes in tonnage, Brix, and prices from the preliminary report to this final report were due to: additional purchased tonnage and prices from reference price contracts that were in effect prior to January 1, 1977 and were priced by February 25, 1989; late reports; and corrections to the original data. Reporting errors by some processors have caused a change in some district/variety entries.

Details of the crushed tonnage, degrees Brix and weighted average prices are reported by grape type and variety as well as by grape pricing district. The 17 districts refer to the area in which the grapes were grown as defined in the Administrative Code. A district map is located on the inside of the front cover.

GRAPE PRICES CONTINUE TO RISE

California grape growers received an average price of $260.07 per ton for grapes crushed in 1988, up 18 percent from the 1987 average price. The average price rebounded by 62 percent since 1985. The 1988 price was the highest on record -- surpassing the $249.40 price paid in 1981. No adjustments in these price levels were made to reflect the effects of inflation.

The 1988 crush totaled 2,840,630 tons, up 14 percent from the 1987 crush but 9 percent less than the record-large 1982 harvest. White wine varieties continued to account for a larger share of all grapes crushed while raisin varieties declined.

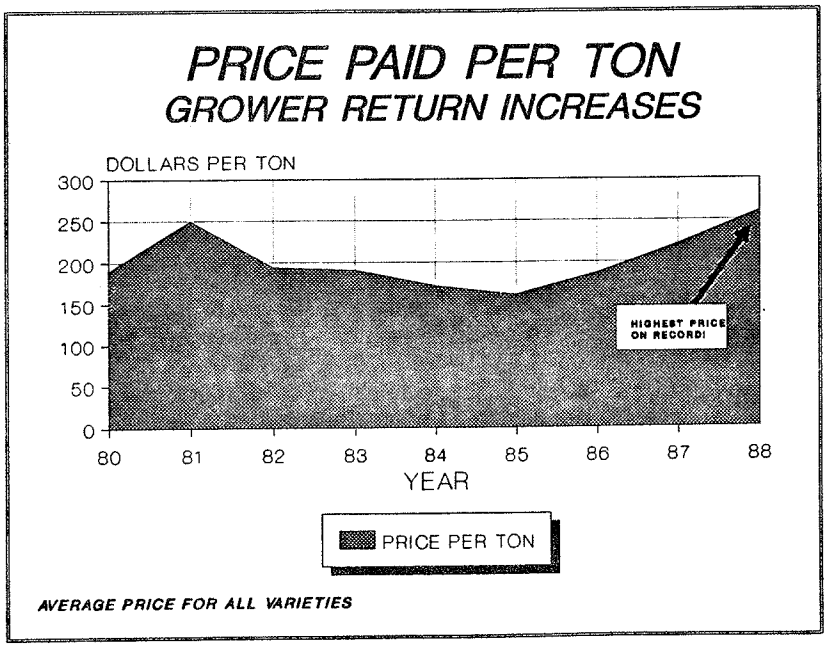

GRAPE PRICE PER TON
BY TYPE OF GRAPE, 1980-88

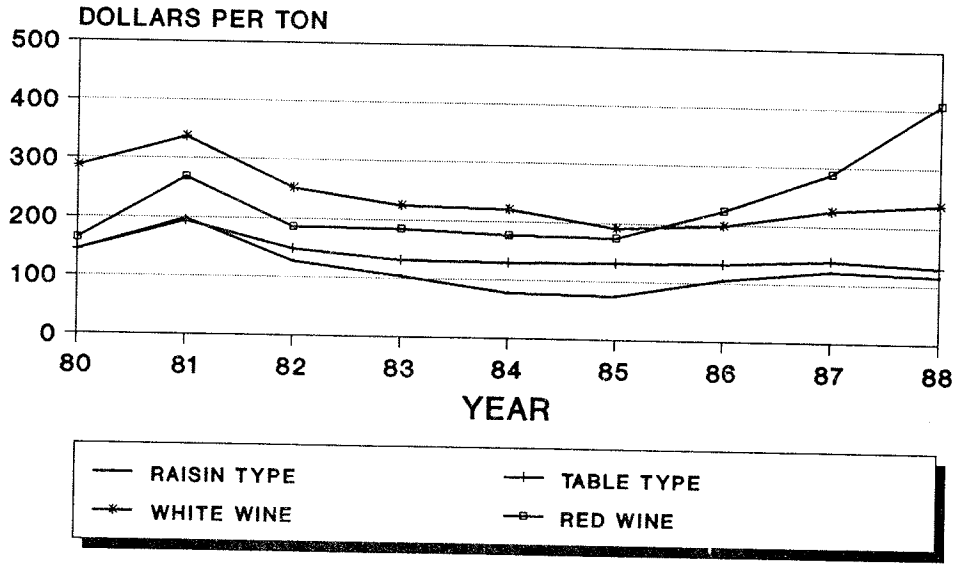

SOURCE: GRAPE CRUSH REPORT

TOTAL TONS CRUSHED
WHITE WINE VARIETIES GAIN

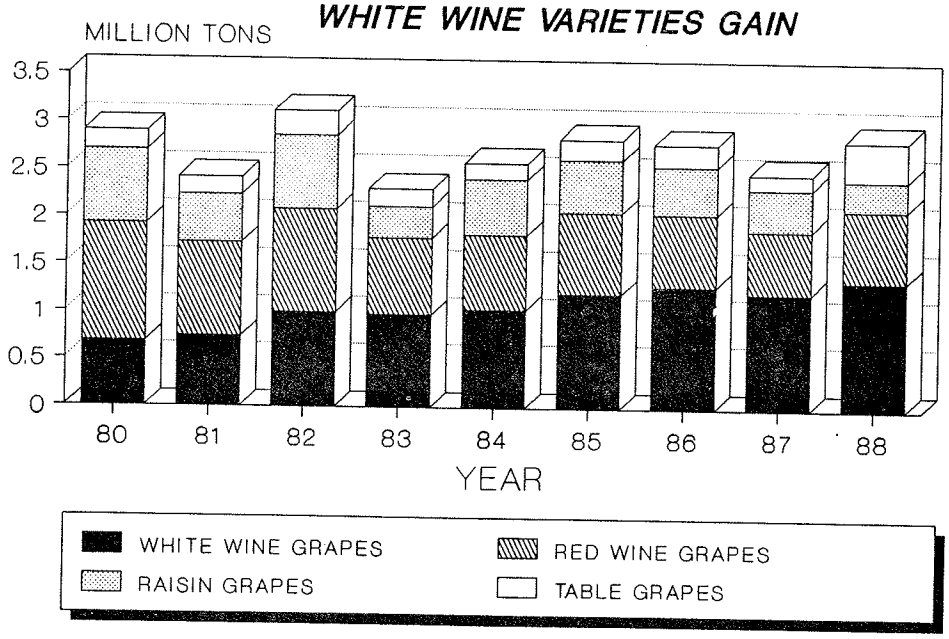

SOURCE: GRAPE CRUSH REPORT

LEADING GRAPE VARIETIES

French Colombard, the most widely planted grape variety in California, continued its dominance with 25 percent of the crush volume. Thompson Seedless, a raisin variety grape, remained in second place with 12 percent of the total crush. The remaining top ten varieties were all wine varieties except the fourth largest -- Flame Tokay which falls into the table grape classification.

Grapes produced in District 4 (Napa County) received the highest average price of $981.54 per ton. District 3 (Sonoma and Marin counties) received the second highest return of $781.15 per ton. Of the grapes grown Statewide, Chardonnay grapes received the highest average price of $1,122.36 per ton. The average price paid for Cabernet Sauvignon grapes was $822.47 per ton. The 1988 Thompson Seedless price was $114.78, down 6 percent from the $122.45 price paid last year. The crush volume of Thompson Seedless grapes declined by 12 percent from 1987.

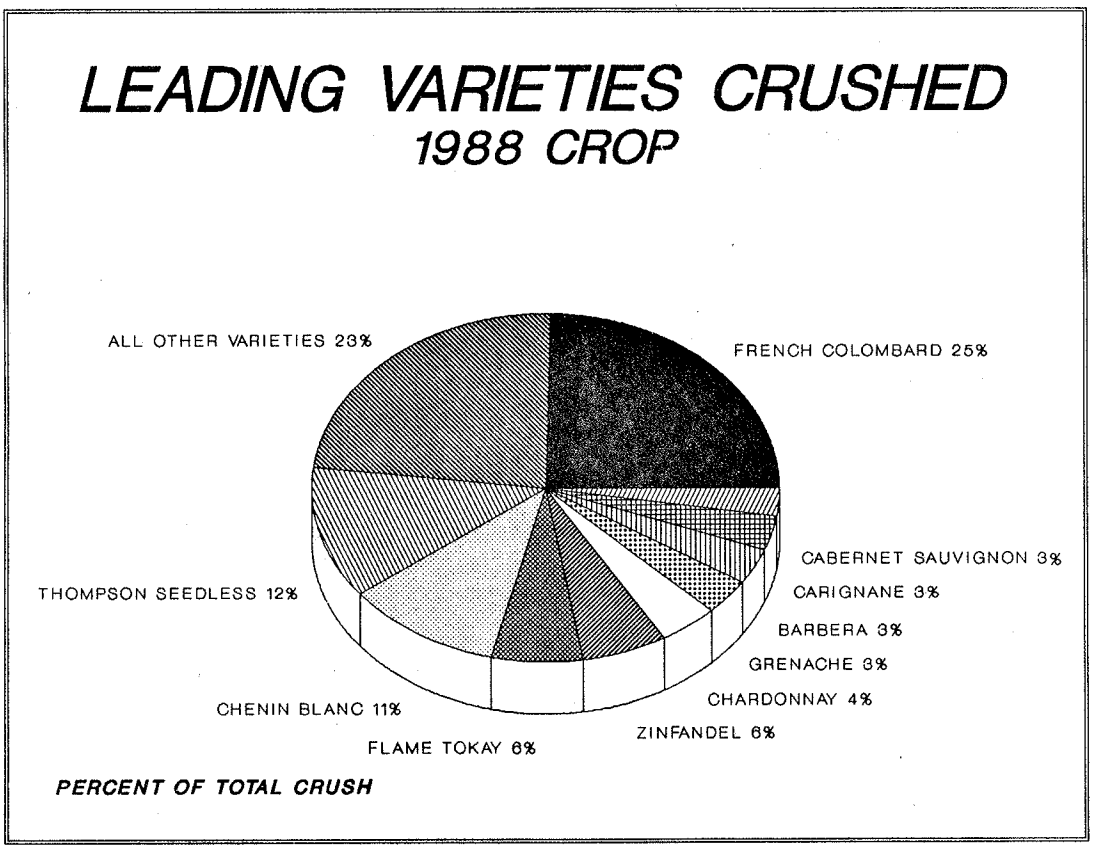

EXPLANATION OF TABLES

TABLE 1 is a summary of the 1988 crop State totals by grape type and varieties that are shown in detail by grape pricing districts in Tables 2 through 6. State totals and averages for 1987 are shown for comparison.

TABLE 2 includes over-the-scale fresh tonnage of all grapes crushed by California processors from the 1988 crop. Over-the-scale fresh weight tonnage includes materials other than grapes (MOG) and defects. This table is broken down by the 17 grape pricing districts and by variety. State totals for 1987 are shown for comparison. Crushed tonnage includes all grapes crushed whether: grown and crushed by processors: purchased and crushed by processors; crushed by cooperatives, juice manufacturers, etc.; or crushed for others, including growers.

TABLE 3 shows the weighted average degrees Brix for all grapes crushed (TABLE 2) by California processors from the 1988 crop. The weighted average degrees Brix is reported by grape pricing districts and variety. State averages for 1987 are shown for comparison.

TABLE 4 includes net weight fresh tonnage of all grapes purchased for wine, concentrate, juice, vinegar, and beverage brandy by California processors from the 1988 crop. Net weight fresh tonnage does not include material other than grapes (MOG) and defects or other weight adjustments deducted from gross weight. The purchased tonnage is reported by variety and grape pricing districts. State totals for 1987 are shown for comparison. TABLE 4 does not include tonnage purchased as distilling material other than beverage brandy, this is shown in TABLE 7. Prices for all tonnage shown in this table are final and not subject to change. Grapes pooled by cooperatives, those grown by processors and used for their own production and grapes crushed to growers' accounts are not included.

TABLE 5 shows the weighted average degrees Brix for all grapes purchased for wine, concentrate, juice, vinegar, and beverage brandy (TABLE 4) by California processors from the 1988 crop. The weighted average degrees Brix is reported by grape pricing districts and variety. State averages for 1987 are shown for comparison. TABLE 5 does not include degrees Brix of tonnage purchased as distilling material other than beverage brandy, this is shown in TABLE 7. Grapes pooled by cooperatives, those grown by processors and used for their own production and grapes crushed to growers' accounts are not included.

TABLE 6 gives the weighted average price per ton, delivered basis, of all tonnage purchased for wine, concentrate, juice, vinegar, and beverage brandy (TABLE 4) by California processors from the 1988 crop. The weighted average prices are reported by variety, and grape pricing districts. State averages for 1987 are shown for comparison. TABLE 6 does not include prices of tonnage purchased as distilling material other than beverage brandy, this is shown in TABLE 7. Prices shown in this table are final and not subject to change. Grapes pooled by cooperatives, those grown by processors and used for their own production and grapes crushed to growers' accounts are not included.

Weighted average prices reflect final prices through January 10, 1989 and include reference price contracts written prior to January 1, 1977 with prices final as of February 25, 1989. Weighted average prices also include any Brix adjustments, bonuses, or allowances. Prices are equivalent to delivered basis in the area grown including normal within-area hauling allowances. Purchases made on a roadside basis

include the usual hauling allowance for local delivery in the area grown. Out-of-area purchases made on a delivered basis do not include extra hauling allowances for delivery outside the area.

The following example indicates the method used for calculating weighted averages:

Variety	Dist.	Total Grapes Crushed: Over the Scale Tons	Total Grapes Crushed: Wtd. Avg. Degrees Brix	Final Prices of Grapes Purchased from Grower(s): Net Weight Fresh Tons	Wtd. Avg. Degrees Brix	Total Brix (Columns 5 X 6)	Base Price Per Ton	Acceptable Brix Limits: Max.	Acceptable Brix Limits: Min.	Brix Adjustment Factors Per Degree Brix Per Ton Plus and Minus *	Brix Adjustment Limits: Base	Brix Adjustment Limits: Max.	Brix Adjustment Limits: Min.	Actual final price paid by winery to grwr at each base price and Brix adjustment factor including bonuses or allowances. Dollars/Ton	Total Paid (Columns 5 X B)	Wtd. Average Price Per Ton
Column →		3	4	5	6	A	7	8	9	10	12	13	14	B	C	15
Zinfandel	1	100.0	20.1	100.0	20.1	2,010.00	$ 450.00	25	19	+ or - 10%	22	24	20	$ 364.50	$ 36,450.00	$
Zinfandel	1	20.5	21.3	20.5	21.3	436.65	450.00	25	19	+ or - 10%	22	24	20	418.50	8,579.25	
Zinfandel	1	10.6	23.5	10.6	23.5	249.10	450.00	25	19	+ or - 10%	22	24	20	517.50	5,485.50	
		131.1	20.6	131.1	20.6	2,695.75									$ 50,514.75	$ 385.31

Columns 4 and 6 were obtained by dividing the total Net Fresh Tons, (Columns 3 and 5) into the total Brix of these same tons (Column A): $\frac{2,695.75}{131.1} = 20.6$

Column 15 was obtained by dividing the total Net Fresh Tons, (Column 5) into the total dollars paid for these same tons (Column C): $\frac{\$50,514.75}{131.1} = \$385.31$

TABLE 7 shows all grape tonnage purchased as distilling material other than beverage brandy by California processors from the 1988 crop. The tonnage, weighted average degrees Brix and price per ton are shown by grape type and variety. State totals and averages for 1987 are given for comparison.

TABLE 8 shows base prices paid to growers by variety, by Brix adjustment factors, and percent of variety tonnage. Weighted average base prices are included.

The Brix adjustment factors determine adjustments to base prices to compensate for sugar variations. In this Report, adjustments are expressed in dollars per ton, or percent of base price per degree variance from the established Brix base. Occasional lots are traded on price per degree Brix as delivered.

TABLE 9 includes tonnage of all grapes crushed to growers' accounts by California processors from the 1988 crop. Growers retained ownership of these grapes at the time of crushing. This tonnage is reported by grape pricing districts and variety. Comparisons with 1987 are shown.

GRAPES FOR CRUSHING

TABLE 1: STATE TOTALS BY TYPE AND VARIETY, WEIGHTED AVERAGE DEGREES BRIX, AND WEIGHTED AVERAGE DOLLARS PER TON, 1987-88

TYPE AND VARIETY	TOTAL TONS CRUSHED		AVERAGE BRIX: CRUSHED		TOTAL TONS PURCHASED		AVERAGE BRIX: PURCHASED		WEIGHTED AVERAGE DOLLARS PER TON	
	1988	1987	1988	1987	1988	1987	1988	1987	1988	1987
RAISIN GRAPES:										
BLACK CORINTH (ZANTES)	2.2	16.6	21.0	25.0	0.0	16.6	0.0	25.6	0.00	120.00
FIESTA	0.0	103.5	0.0	20.6	0.0	103.5	0.0	20.9	0.00	125.00
MUSCATS	55,949.7	39,468.5	21.4	22.5	45,177.3	32,893.8	21.2	22.4	123.94	123.46
SULTANAS	3,536.0	336.7	19.9	20.9	862.1	210.3	21.5	21.3	104.08	117.14
THOMPSON SEEDLESS	350,669.3	397,832.0	20.4	20.9	249,989.4	328,620.9	20.7	21.1	114.78	122.45
PACKINGHOUSE CULLS	3,567.2	1,611.8	15.7	20.2	598.1	105.9	20.3	20.5	88.16	100.00
TOTAL RAISIN	413,724.4	439,369.1	20.5	21.0	296,626.9	361,951.0	20.8	21.2	116.09	122.53
TABLE GRAPES:										
ALMERIA	151.3	325.3	18.6	19.7	0.0	142.0	0.0	19.9	0.00	90.00
BEAUTY SDLS/BLK BEAUTY	26.2	39.8	21.8	24.7	26.2	0.0	21.8	0.0	90.00	0.00
BLACK HAMBURG	0.0	43.3	0.0	23.1	0.0	35.2	0.0	23.7	0.00	154.40
BLACK MONUKKA	147.5	1,073.4	20.4	21.9	146.1	1,063.0	20.4	21.9	115.00	124.64
BLACK PRINCE/ROSE OF PERU	208.9	84.6	21.3	23.4	208.9	84.6	21.3	23.4	141.60	118.88
BLUSH SEEDLESS	0.0	8.2	0.0	17.2	0.0	8.2	0.0	17.2	0.00	70.00
CALMERIA	8,944.1	5,447.8	20.3	20.1	2,329.6	1,125.1	20.5	20.8	97.56	101.07
CARDINAL	953.8	1,091.4	20.1	19.8	496.9	555.9	19.9	20.2	71.54	73.24
CHRISTMAS ROSE	2,221.7	578.2	19.8	20.6	754.4	122.6	19.0	20.9	93.41	104.45
CONCORD	23.0	1.6	18.0	19.5	23.0	1.6	18.0	19.5	250.00	350.00
EMPERATRIZ	2,283.1	453.1	19.1	15.8	1,836.9	76.5	18.9	15.8	82.71	67.49
EMPEROR	37,314.9	9,563.4	17.5	18.4	12,864.7	3,282.8	17.1	18.5	81.12	91.81
EXOTIC	2,083.8	986.3	19.1	20.4	356.2	184.2	19.0	19.8	91.59	84.23
FLAME SEEDLESS	16,811.6	8,990.6	21.9	21.8	6,614.2	3,439.4	22.2	22.5	99.00	93.59
GOLDEN MUSCAT	155.2	138.9	18.2	19.2	0.0	0.0	0.0	0.0	0.00	0.00
ITALIA	905.2	337.3	20.4	20.5	169.3	228.5	20.4	19.7	98.04	101.37
NIABELL	0.0	29.6	0.0	19.8	0.0	29.6	0.0	19.8	0.00	165.00
OLIVETTE BLANCHE	23.9	42.6	18.6	19.5	0.0	0.0	0.0	0.0	0.00	0.00
PERLETTE	296.0	1,058.2	19.2	21.7	37.1	876.1	17.0	21.9	68.00	108.06
QUEEN	619.3	438.8	19.9	19.2	360.7	94.7	19.7	19.6	98.45	85.82
RED GLOBE/ROSE-ITO	4,562.8	1,064.2	18.8	17.4	920.7	126.7	17.4	20.3	84.76	101.55
RED MALAGA	379.3	120.8	19.1	20.0	34.1	14.5	18.2	20.0	87.46	100.00
RIBIER	9,170.0	6,598.3	19.8	20.5	2,561.2	2,472.6	19.7	19.8	95.91	96.67
RUBY SEEDLESS/KING RUBY	13,501.4	3,883.1	22.0	22.4	8,064.3	2,252.0	22.0	23.3	107.68	106.42
SCARLET	0.0	41.0	0.0	20.5	0.0	41.0	0.0	20.5	0.00	225.00
SUPERIOR SEEDLESS	5,653.0	1,324.5	17.6	18.8	3,013.4	1,255.7	18.2	18.9	71.88	86.20
TOKAY	178,688.2	98,535.4	16.2	17.3	155,074.7	96,078.5	15.9	17.3	144.31	149.66
WHITE MALAGA	21,951.6	9,893.8	18.6	20.7	20,456.2	9,125.9	18.5	20.3	104.80	116.64
PACKINGHOUSE CULLS	2,111.9	3,254.9	18.3	17.0	11.7	0.0	20.0	0.0	100.00	0.00
OTHER TABLE A/	1,114.3	1,868.6	20.4	21.5	360.1	56.9	21.2	20.0	108.77	100.00
TOTAL TABLE	310,302.0	157,317.0	17.5	18.4	216,720.6	122,773.8	16.9	18.0	130.58	139.80
WINE GRAPES (WHITE):										
BURGER	30,856.2	25,766.9	15.7	16.1	28,562.4	23,550.8	15.9	16.0	169.74	173.38
CHARDONNAY	115,403.9	101,336.1	22.4	22.5	79,444.1	75,838.4	22.4	22.5	1,122.36	921.98
CHENIN BLANC	306,013.2	290,692.4	20.0	20.0	287,076.3	272,591.3	19.9	19.9	181.22	172.28
EMERALD RIESLING	18,172.2	15,715.9	19.1	20.8	16,064.4	14,887.6	19.0	20.7	151.82	146.75
FEHER SZAGOS	48.7	103.6	21.4	18.7	48.7	103.6	21.4	18.7	115.00	115.00
FLORA	324.9	195.4	22.0	21.9	128.7	45.2	22.5	18.5	677.80	1,043.73
FOLLE BLANCHE	361.0	320.0	17.1	19.2	61.9	0.0	20.2	0.0	237.80	0.00
FRENCH COLOMBARD	702,090.7	619,683.6	20.1	20.8	672,126.6	595,327.1	20.1	20.7	138.79	144.45
GEWURZTRAMINER	10,617.4	12,053.5	21.5	21.7	9,218.9	8,983.5	21.5	21.8	453.17	410.16
GRAY RIESLING	6,721.1	8,455.5	20.4	20.5	2,849.6	5,322.8	20.4	20.6	276.38	179.55
GREEN HUNGARIAN	1,900.1	1,990.4	17.4	18.6	1,458.4	1,631.1	17.9	19.0	253.60	254.51
KLEINBERGER	10.2	11.2	21.4	21.4	10.2	11.2	21.4	21.4	650.00	500.00
MALVASIA BIANCA	19,323.6	10,537.7	19.7	21.4	18,356.6	10,178.7	19.7	21.4	189.50	188.23
MUSCAT BLANC/M CANELLI	8,534.5	7,436.8	20.9	21.1	7,568.2	6,229.2	20.7	20.8	258.21	266.74
MUSCAT ORANGE	154.3	211.4	20.8	21.6	127.7	197.4	20.7	21.6	326.09	286.38
PALOMINO/G CHASSELAS	14,590.4	11,346.0	19.4	20.0	14,181.7	10,560.4	19.5	20.1	118.87	124.64
PEDRO XIMENES	0.0	2.0	0.0	22.5	0.0	0.0	0.0	0.0	0.00	0.00
PINOT BLANC	6,207.2	6,325.1	20.5	20.1	4,637.1	4,904.6	20.3	21.2	690.08	489.89
SAUVIGNON BLANC	58,448.1	58,910.9	21.9	22.1	46,311.1	45,378.4	21.8	22.0	474.22	413.52
SAUVIGNON MOSQUE	104.3	93.5	22.9	21.6	104.3	92.0	22.9	21.6	429.93	395.77
SAUVIGNON VERT	562.3	387.4	20.7	21.3	553.5	360.4	20.7	21.3	308.02	218.96
SCHEUREBE	9.1	0.0	24.2	0.0	0.0	0.0	0.0	0.0	0.00	0.00
SEMILLON	14,815.0	14,092.9	20.3	20.6	12,642.2	12,426.8	20.2	20.4	288.69	253.91
ST. EMILION (UGNI BLANC)	6,000.2	6,967.8	20.9	20.7	5,208.6	6,324.8	21.2	20.5	137.43	135.59
SYLVANER	1,834.6	1,418.5	20.3	20.4	1,395.7	1,072.5	20.3	20.4	207.22	209.63
SYMPHONY	619.8	74.2	18.8	21.6	535.7	64.0	18.5	21.5	388.90	436.39
WHITE RIESLING	23,606.8	25,368.9	21.1	21.4	20,954.7	22,936.0	20.9	21.3	418.46	363.18
OTHER WHITE A/	8,829.9	3,812.4	19.1	21.1	7,845.2	2,183.2	19.0	20.8	92.84	130.07
TOTAL WHITE	1,356,159.7	1,223,310.0	20.2	20.7	1,237,472.5	1,121,201.0	20.2	20.6	237.66	225.99

GRAPES FOR CRUSHING

TABLE 1: STATE TOTALS BY TYPE AND VARIETY, WEIGHTED AVERAGE DEGREES BRIX, AND WEIGHTED AVERAGE DOLLARS PER TON, 1987-88 (CONT'D.)

TYPE AND VARIETY	TOTAL TONS CRUSHED		AVERAGE BRIX: CRUSHED		TOTAL TONS PURCHASED		AVERAGE BRIX: PURCHASED		WEIGHTED AVERAGE DOLLARS PER TON	
	1988	1987	1988	1987	1988	1987	1988	1987	1988	1987
WINE GRAPES (RED):										
ALEATICO	433.7	299.9	21.2	21.1	431.5	298.5	21.2	21.0	108.00	111.85
ALICANTE BOUSCHET	3,449.0	683.0	20.9	22.8	2,077.7	589.0	20.8	23.1	155.79	144.65
BARBERA	94,732.7	74,245.0	21.5	22.3	86,383.0	66,506.4	21.5	22.2	166.81	141.77
BLACK MALVOISIE	386.2	87.4	20.2	21.9	383.9	87.4	20.2	21.9	140.91	134.16
CABERNET FRANC	2,863.9	2,156.1	22.6	23.1	2,094.5	1,434.5	22.6	23.0	1,046.23	962.54
CABERNET SAUVIGNON	72,782.0	64,615.9	22.6	23.0	54,031.3	50,354.5	22.5	22.8	822.47	630.99
CARIGNANE	90,499.0	72,280.9	21.6	22.4	73,487.8	55,203.2	21.7	22.5	201.69	158.58
CARMINE	263.7	181.9	21.9	22.5	249.3	160.4	21.9	22.6	209.26	152.95
CARNELIAN	11,085.7	7,614.7	22.1	23.5	9,877.4	6,379.5	22.0	24.0	151.85	124.77
CENTURIAN	6,720.1	6,048.0	23.8	22.1	5,771.8	6,047.4	24.0	22.1	156.57	129.73
CHARBONO	224.7	186.4	21.4	21.5	138.0	133.5	21.2	21.2	579.33	476.69
EARLY BURGUNDY	608.8	512.4	22.8	22.4	515.1	480.2	22.7	22.3	356.36	293.76
GAMAY (NAPA)	10,582.4	11,434.3	20.0	19.8	7,179.5	7,903.1	20.0	20.5	340.92	247.09
GAMAY BEAUJOLAIS	2,999.6	4,985.3	21.8	21.7	2,279.8	3,663.7	21.8	21.6	575.32	347.94
GRAND NOIR	0.0	8.1	0.0	18.8	0.0	4.9	0.0	19.0	0.00	125.00
GRENACHE	97,460.7	108,116.9	20.6	21.7	92,177.9	99,914.2	20.5	21.7	156.00	129.66
GRIGNOLINO	73.0	74.2	22.7	22.5	0.0	0.0	0.0	0.0	0.00	0.00
MALBEC	259.5	338.4	25.6	24.0	250.1	300.9	25.7	24.1	234.20	268.44
MATARO	315.0	286.6	22.8	22.5	215.2	281.5	22.7	21.7	490.39	343.54
MERLOT	7,653.7	6,782.0	23.0	23.1	5,006.7	4,745.9	22.9	23.2	885.95	766.57
MEUNIER	434.4	371.4	18.6	18.1	129.7	57.9	18.9	18.1	727.88	745.62
MISSION	7,458.8	6,214.9	22.9	23.6	6,638.8	5,498.4	23.0	23.7	163.22	129.45
MUSCAT HAMBURG	116.7	71.1	22.0	22.0	97.0	35.0	22.3	24.1	285.61	389.17
NEBBIOLO	85.9	37.5	22.5	24.2	78.4	34.0	22.3	24.0	472.25	378.56
PETITE SIRAH	13,708.7	11,467.7	22.0	22.7	9,559.0	7,410.3	22.3	23.3	394.23	333.51
PETITE VERDOT	42.6	40.6	23.1	23.1	13.7	9.4	22.6	22.9	1,065.40	992.02
PFEFFER CABERNET	36.4	28.4	23.1	24.2	17.9	28.4	22.3	23.2	716.20	397.36
PINOT NOIR	28,221.0	29,765.8	20.3	20.1	21,889.9	24,583.3	20.3	20.0	688.02	573.39
PINOT ST GEORGE	106.2	225.6	19.7	20.8	40.4	138.5	16.8	19.9	181.75	220.81
REFOSCO/MONDEUSE	65.4	25.9	21.3	20.8	65.4	25.9	21.3	20.8	403.91	377.08
ROYALTY	6,168.6	5,647.4	21.9	22.9	5,851.6	5,361.8	21.9	23.0	176.14	125.10
RUBIRED	62,355.6	51,269.5	22.3	22.3	58,028.3	48,085.3	22.3	22.3	174.53	126.59
RUBY CABERNET	55,096.0	43,315.3	22.6	22.8	49,719.4	40,216.5	22.7	22.9	173.06	130.60
SALVADOR	6,894.4	6,298.5	20.2	21.1	6,739.3	5,986.6	20.2	21.1	172.76	125.29
SANGIOVETO	7.6	1.7	23.1	23.5	2.2	0.0	22.1	0.0	900.00	0.00
SOUZAO	115.9	59.7	21.6	23.2	96.4	43.6	21.8	23.9	185.61	170.75
ST MACAIRE	294.6	206.0	22.2	21.9	268.0	192.1	22.5	21.8	175.00	137.24
SYRAH/FRENCH SYRAH-SHIRAZ	394.2	295.1	22.9	23.2	145.3	167.8	22.7	23.0	558.25	460.51
TINTA CAO	14.0	4.5	22.7	23.0	5.8	2.2	22.8	23.3	724.14	581.82
TINTA MADEIRA	332.0	399.4	20.9	21.9	250.5	287.3	20.3	21.5	150.09	135.87
TOURIGA	21.6	18.2	22.8	22.5	1.0	2.1	22.6	22.1	600.00	507.14
VALDEPENAS	1,313.6	1,711.6	22.0	22.7	1,267.9	1,709.0	21.9	22.7	174.62	135.57
VERDELHO	6.5	1.3	21.9	22.5	0.7	1.3	22.6	22.5	600.00	419.23
ZINFANDEL	170,091.0	143,349.2	19.2	19.1	155,001.1	130,064.3	19.2	19.0	817.48	480.08
OTHER RED A/	3,669.1	4,870.9	21.2	21.4	2,535.0	3,600.9	21.5	20.7	186.32	125.75
TOTAL RED	760,444.2	666,634.6	21.1	21.5	660,993.2	578,030.6	21.1	21.5	409.08	288.43
TOTAL WINE	2,116,603.9	1,889,944.6	20.6	21.0	1,898,465.7	1,699,231.6	20.5	20.9	297.35	247.23
TOTAL ALL VARIETIES	2,840,630.3	2,486,630.7	20.2	20.8	2,411,813.2	2,183,956.4	20.2	20.8	260.07	220.53

A/ OTHER CATEGORIES INCLUDE MINOR VARIETIES AS WELL AS MIXED VARIETIES.

TABLE 2: TONS OF GRAPES CRUSHED BY CALIFORNIA PROCESSORS FROM THE 1988 CROP BY TYPE, VARIETY, AND REPORTING DISTRICT WHERE GROWN, WITH COMPARISONS

TYPE AND VARIETY	1	2	3	4	5	6	7	8	9	10
	TONS									
RAISIN GRAPES:										
BLACK CORINTH (ZANTES)	.0	.0	.0	.0	.0	.0	.0	.0	.0	.0
FIESTA	.0	.0	.0	.0	.0	.0	.0	.0	.0	.0
MUSCATS	.0	.0	.0	.0	.0	.0	.0	.0	.0	.0
SULTANAS	.0	.0	.0	.0	.0	.0	.0	.0	.0	.0
THOMPSON SEEDLESS	.0	.0	.0	.0	.0	.0	.0	4.6	.0	.0
PACKINGHOUSE CULLS	.0	.0	.0	.0	.0	.0	.0	.0	.0	.0
TOTAL RAISIN	.0	.0	.0	.0	.0	.0	.0	4.6	.0	.0
TABLE GRAPES:										
ALMERIA	.0	.0	.0	.0	.0	.0	.0	.0	.0	.0
BEAUTY SDLS/BLK BEAUTY	.0	.0	.0	.0	.0	.0	.0	.0	.0	.0
BLACK HAMBURG	.0	.0	.0	.0	.0	.0	.0	.0	.0	.0
BLACK MONUKKA	.0	.0	.0	.0	.0	.0	.0	.0	.0	.0
BLACK PRINCE/ROSE OF PERU	.0	.0	.0	.0	.0	.0	.0	.0	.0	.0
BLUSH SEEDLESS	.0	.0	.0	.0	.0	.0	.0	.0	.0	.0
CALMERIA	.0	.0	.0	.0	.0	.0	.0	.0	.0	.0
CARDINAL	.0	.0	.0	.0	.0	.0	.0	.0	.0	.0
CHRISTMAS ROSE	.0	.0	.0	.0	.0	.0	.0	.0	.0	.0
CONCORD	.0	.0	.0	.0	.0	.0	.0	.0	23.0	.0
EMPERATRIZ	.0	.0	.0	.0	.0	.0	.0	.0	.0	.0
EMPEROR	.0	.0	.0	.0	.0	.0	.0	.0	.0	.0
EXOTIC	.0	.0	.0	.0	.0	.0	.0	.0	.0	.0
FLAME SEEDLESS	.0	.0	.0	.0	.0	.0	.0	.0	.0	.0
GOLDEN MUSCAT	.0	.0	.0	.0	.0	.0	.0	.0	.0	.0
ITALIA	.0	.0	.0	.0	.0	.0	.0	.0	.0	.0
NIABELL	.0	.0	.0	.0	.0	.0	.0	.0	.0	.0
OLIVETTE BLANCHE	.0	.0	.0	.0	.0	.0	.0	.0	.0	.0
PERLETTE	.0	.0	.0	.0	.0	.0	.0	.0	.0	.0
QUEEN	.0	.0	.0	.0	.0	.0	.0	.0	.0	.0
RED GLOBE/ROSE-ITO	.0	.0	.0	.0	.0	.0	.0	.0	.0	.0
RED MALAGA	.0	.0	.0	.0	.0	.0	.0	.0	.0	.0
RIBIER	.0	.0	.0	.0	.0	.0	.0	.0	.0	.0
RUBY SEEDLESS/KING RUBY	.0	.0	.0	.0	.0	.0	.0	.0	.0	.0
SCARLET	.0	.0	.0	.0	.0	.0	.0	.0	.0	.0
SUPERIOR SEEDLESS	.0	.0	.0	.0	.0	.0	.0	.0	.0	.0
TOKAY	.0	.0	.0	.0	.0	1.9	.0	.0	.0	.0
WHITE MALAGA	.0	.0	.0	.0	.0	.0	.0	.0	.0	.0
PACKINGHOUSE CULLS	.0	.0	.0	.0	.0	.0	.0	.0	.0	.0
OTHER TABLE A/	.0	.0	.0	.0	.0	1.0	.0	.0	.0	.0
TOTAL TABLE	.0	.0	.0	.0	.0	2.9	.0	.0	23.0	.0
WINE GRAPES (WHITE):										
BURGER	4.8	.0	393.9	26.2	.0	.0	.0	.0	.0	.0
CHARDONNAY	6,434.6	623.2	32,583.5	30,390.9	444.0	1,670.4	16,348.4	14,647.7	640.7	234.4
CHENIN BLANC	2,838.4	272.9	3,755.0	7,643.9	268.1	296.8	22,399.3	6,725.8	2,044.6	332.7
EMERALD RIESLING	.0	.0	.0	.0	4.0	.0	1,373.0	.0	.0	.0
FEHER SZAGOS	.0	.0	.0	.0	.0	.0	.0	.0	.0	.0
FLORA	47.9	.0	.0	199.5	2.2	.0	74.0	.0	.0	1.3
FOLLE BLANCHE	.0	.0	31.8	267.3	.0	13.6	.0	.0	.0	.0
FRENCH COLOMBARD	2,093.6	.0	5,592.9	590.7	389.4	193.9	7,195.2	606.8	1,999.8	118.1
GEWURZTRAMINER	570.3	.0	2,185.2	550.2	7.8	11.2	6,017.0	1,232.2	2.8	8.6
GRAY RIESLING	91.9	.0	200.5	251.7	6.1	626.5	4,201.8	198.8	40.4	.0
GREEN HUNGARIAN	571.5	.0	103.7	80.9	19.2	.0	.0	252.2	.0	.0
KLEINBERGER	.0	.0	10.2	.0	.0	.0	.0	.0	.0	.0
MALVASIA BIANCA	.0	.0	.0	2.2	.0	3.3	2,254.2	.0	.0	.0
MUSCAT BLANC/M CANELLI	38.8	299.5	200.5	208.9	.0	4.2	709.3	734.5	.0	23.4
MUSCAT ORANGE	.0	.0	.0	.0	.0	.0	19.4	.0	.0	20.7
PALOMINO/G CHASSELAS	57.2	.0	7.5	15.7	.0	18.5	.0	.0	.0	7.0
PEDRO XIMENES	.0	.0	.0	.0	.0	.0	.0	.0	.0	.0
PINOT BLANC	24.8	.0	804.1	442.5	.0	168.1	3,978.3	347.2	6.0	.0
SAUVIGNON BLANC	2,252.5	1,319.2	6,875.0	11,123.6	294.5	608.4	5,498.4	3,988.0	1,227.2	804.0
SAUVIGNON MOSQUE	.0	.0	.0	7.2	.0	.0	97.1	.0	.0	.0
SAUVIGNON VERT	16.5	.0	275.6	.0	.0	8.5	.0	261.7	.0	.0
SCHEUREBE	.0	.0	.0	9.1	.0	.0	.0	.0	.0	.0
SEMILLON	114.8	95.5	841.2	1,582.1	13.6	395.9	2,915.0	244.3	189.7	61.1
ST. EMILION (UGNI BLANC)	.0	.0	17.7	.0	.0	285.0	2.2	.0	.0	.0
SYLVANER	53.7	.0	28.6	152.2	.0	10.8	1,091.5	72.1	.0	.0
SYMPHONY	.0	.0	421.6	.0	7.1	.7	.0	.0	22.3	2.2
WHITE RIESLING	482.2	400.0	2,559.9	2,042.0	14.1	96.3	14,059.5	2,944.5	103.7	41.1
OTHER WHITE A/	18.4	.0	43.0	22.7	.0	34.8	5.5	3.9	.0	1.9
TOTAL WHITE	15,711.9	3,010.3	56,931.4	55,609.5	1,470.1	4,446.9	88,239.1	32,259.7	6,277.2	1,656.5

TABLE 2: TONS OF GRAPES CRUSHED BY CALIFORNIA PROCESSORS FROM THE 1988 CROP BY TYPE, VARIETY, AND REPORTING DISTRICT WHERE GROWN, WITH COMPARISONS (CONT'D.)

TYPE AND VARIETY	11	12	13	14	15	16	17	1988 STATE TOTAL	1987 STATE TOTAL
	TONS								
RAISIN GRAPES:									
BLACK CORINTH (ZANTES)	.0	.0	2.2	.0	.0	.0	.0	2.2	16.6
FIESTA	.0	.0	.0	.0	.0	.0	.0	.0	103.5
MUSCATS	394.5	3.7	29,960.7	25,549.3	.0	41.5	.0	55,949.7	39,468.5
SULTANAS	.0	.0	438.9	3,097.1	.0	.0	.0	3,536.0	336.7
THOMPSON SEEDLESS	46.8	15,642.5	243,260.0	91,715.4	.0	.0	.0	350,669.3	397,832.0
PACKINGHOUSE CULLS	.0	36.6	2,095.0	1,435.6	.0	.0	.0	3,567.2	1,611.8
TOTAL RAISIN	441.3	15,682.8	275,756.8	121,797.4	.0	41.5	.0	413,724.4	439,369.1
TABLE GRAPES:									
ALMERIA	.0	.0	.0	151.3	.0	.0	.0	151.3	325.3
BEAUTY SDLS/BLK BEAUTY	26.2	.0	.0	.0	.0	.0	.0	26.2	39.8
BLACK HAMBURG	.0	.0	.0	.0	.0	.0	.0	.0	43.3
BLACK MONUKKA	1.4	.0	146.1	.0	.0	.0	.0	147.5	1,073.4
BLACK PRINCE/ROSE OF PERU	70.2	.0	.0	.0	138.7	.0	.0	208.9	84.6
BLUSH SEEDLESS	.0	.0	.0	.0	.0	.0	.0	.0	8.2
CALMERIA	.0	.0	1,256.3	7,687.8	.0	.0	.0	8,944.1	5,447.8
CARDINAL	38.4	.0	94.0	821.4	.0	.0	.0	953.8	1,091.4
CHRISTMAS ROSE	.0	.0	799.0	1,422.7	.0	.0	.0	2,221.7	578.2
CONCORD	.0	.0	.0	.0	.0	.0	.0	23.0	1.6
EMPERATRIZ	.0	.0	258.5	2,024.6	.0	.0	.0	2,283.1	453.1
EMPEROR	.0	.0	10,083.5	27,231.4	.0	.0	.0	37,314.9	9,563.4
EXOTIC	.0	.0	170.3	1,913.5	.0	.0	.0	2,083.8	986.3
FLAME SEEDLESS	408.1	26.0	8,070.7	8,306.8	.0	.0	.0	16,811.6	8,990.6
GOLDEN MUSCAT	.0	.0	.0	155.2	.0	.0	.0	155.2	138.9
ITALIA	.0	.0	217.5	687.7	.0	.0	.0	905.2	337.3
NIABELL	.0	.0	.0	.0	.0	.0	.0	.0	29.6
OLIVETTE BLANCHE	.0	.0	.0	23.9	.0	.0	.0	23.9	42.6
PERLETTE	.0	.0	155.8	140.2	.0	.0	.0	296.0	1,058.2
QUEEN	.0	.0	261.4	357.9	.0	.0	.0	619.3	438.8
RED GLOBE/ROSE-ITO	.0	.0	998.5	3,564.3	.0	.0	.0	4,562.8	1,064.2
RED MALAGA	.0	.0	121.6	252.4	5.3	.0	.0	379.3	120.8
RIBIER	5.6	75.5	2,232.4	6,856.5	.0	.0	.0	9,170.0	6,598.3
RUBY SEEDLESS/KING RUBY	.0	.0	10,184.0	3,317.4	.0	.0	.0	13,501.4	3,883.1
SCARLET	.0	.0	.0	.0	.0	.0	.0	.0	41.0
SUPERIOR SEEDLESS	.0	.0	.0	5,653.0	.0	.0	.0	5,653.0	1,324.5
TOKAY	178,640.0	.0	6.2	.0	.0	.0	40.1	178,688.2	98,535.4
WHITE MALAGA	.0	.0	12,661.3	9,282.9	7.4	.0	.0	21,951.6	9,893.8
PACKINGHOUSE CULLS	.0	.0	2,085.8	26.1	.0	.0	.0	2,111.9	3,254.9
OTHER TABLE A/	38.4	.0	419.5	655.4	.0	.0	.0	1,114.3	1,868.6
TOTAL TABLE	179,228.3	101.5	50,222.4	80,532.4	151.4	.0	40.1	310,302.0	157,317.0
WINE GRAPES (WHITE):									
BURGER	16,826.9	3,555.6	614.5	8,802.4	566.1	.0	65.8	30,856.2	25,766.9
CHARDONNAY	4,212.3	1,645.0	2,274.6	467.3	76.5	2,101.5	608.9	115,403.9	101,336.1
CHENIN BLANC	17,418.3	51,620.9	119,196.4	62,846.9	.0	1,262.9	7,090.3	306,013.2	290,692.4
EMERALD RIESLING	1,239.1	22.2	4,550.2	10,983.7	.0	.0	.0	18,172.2	15,715.9
FEHER SZAGOS	.0	.0	48.7	.0	.0	.0	.0	48.7	103.6
FLORA	.0	.0	.0	.0	.0	.0	.0	324.9	195.4
FOLLE BLANCHE	.0	.0	48.3	.0	.0	.0	.0	361.0	320.0
FRENCH COLOMBARD	34,927.4	121,748.5	376,408.0	147,557.3	.0	.0	2,669.1	702,090.7	619,683.6
GEWURZTRAMINER	.0	32.1	.0	.0	.0	.0	.0	10,617.4	12,053.5
GRAY RIESLING	275.2	.0	90.8	517.7	52.5	84.6	82.6	6,721.1	8,455.5
GREEN HUNGARIAN	.0	300.2	.0	572.4	.0	.0	.0	1,900.1	1,990.4
KLEINBERGER	.0	.0	.0	.0	.0	.0	.0	10.2	11.2
MALVASIA BIANCA	.0	8,528.7	5,995.4	2,492.2	47.6	.0	.0	19,323.6	10,537.7
MUSCAT BLANC/M CANELLI	113.7	.0	5,203.2	813.3	21.3	98.1	65.8	8,534.5	7,436.8
MUSCAT ORANGE	19.9	.0	90.3	.0	.0	.0	4.0	154.3	211.4
PALOMINO/G CHASSELAS	191.1	927.8	10,048.0	2,343.2	918.2	56.2	.0	14,590.4	11,346.0
PEDRO XIMENES	.0	.0	.0	.0	.0	.0	.0	.0	2.0
PINOT BLANC	.0	250.5	.0	.0	.0	185.7	.0	6,207.2	6,325.1
SAUVIGNON BLANC	8,839.8	10,194.2	510.8	1,103.4	127.9	1,229.5	2,451.7	58,448.1	58,910.9
SAUVIGNON MOSQUE	.0	.0	.0	.0	.0	.0	.0	104.3	93.5
SAUVIGNON VERT	.0	.0	.0	.0	.0	.0	.0	562.3	387.4
SCHEUREBE	.0	.0	.0	.0	.0	.0	.0	9.1	.0
SEMILLON	1,614.0	903.4	3,325.7	1,752.1	.0	25.3	741.3	14,815.0	14,092.9
ST. EMILION (UGNI BLANC)	.0	.0	4,877.7	752.6	65.0	.0	.0	6,000.2	6,967.8
SYLVANER	.0	.0	.0	425.7	.0	.0	.0	1,834.6	1,418.5
SYMPHONY	117.5	45.4	.0	.0	3.0	.0	.0	619.8	74.2
WHITE RIESLING	223.7	.0	.0	.0	.0	639.8	.0	23,606.8	25,368.9
OTHER WHITE A/	78.3	459.9	4,155.6	3,990.4	15.5	.0	.0	8,829.9	3,812.4
TOTAL WHITE	86,097.2	200,234.4	537,438.2	245,420.6	1,893.6	5,683.6	13,779.5	1,356,159.7	1,223,310.0

A/ OTHER CATEGORIES INCLUDE MINOR VARIETIES AS WELL AS MIXED VARIETIES.

TABLE 2: TONS OF GRAPES CRUSHED BY CALIFORNIA PROCESSORS FROM THE 1988 CROP BY TYPE, VARIETY, AND REPORTING DISTRICT WHERE GROWN, WITH COMPARISONS (CONT'D.)

TYPE AND VARIETY	1	2	3	4	5	6	7	8	9	10
	TONS									
WINE GRAPES (RED):										
ALEATICO	.0	.0	2.2	.0	.0	.0	.0	.0	.0	.0
ALICANTE BOUSCHET	.0	.0	82.1	.0	.0	.0	.0	.0	.0	.0
BARBERA	41.3	8.8	149.1	4.8	4.9	3.3	.0	456.6	803.3	51.4
BLACK MALVOISIE	.0	.0	2.0	.0	.0	.0	.0	.0	.0	.0
CABERNET FRANC	121.7	64.0	819.4	1,464.3	.0	5.8	62.0	290.7	.0	36.0
CABERNET SAUVIGNON	2,431.9	3,091.8	15,080.1	17,851.5	668.0	596.4	7,191.1	5,064.3	640.1	322.5
CARIGNANE	3,834.8	.0	1,097.4	77.8	150.3	216.6	7.5	13.0	168.2	.0
CARMINE	.0	.0	8.9	1.0	5.5	.0	.0	.0	.0	5.2
CARNELIAN	.0	.0	.0	.0	.0	.0	.0	.0	.0	.0
CENTURIAN	.0	.0	.0	.0	.0	.0	.0	.0	.0	.0
CHARBONO	12.4	.0	.0	203.6	.0	.0	.0	.0	.0	8.7
EARLY BURGUNDY	.0	.0	62.1	50.4	74.2	.0	422.1	.0	.0	.0
GAMAY (NAPA)	293.5	210.5	908.9	1,927.3	687.4	.0	1,409.9	453.9	1,756.0	.0
GAMAY BEAUJOLAIS	1,123.3	28.0	665.8	643.7	.0	.0	430.5	86.8	.0	.0
GRAND NOIR	.0	.0	.0	.0	.0	.0	.0	.0	.0	.0
GRENACHE	50.0	.0	15.7	7.8	.0	22.7	350.9	.0	1,487.7	6.3
GRIGNOLINO	.0	.0	.0	53.0	.0	20.0	.0	.0	.0	.0
MALBEC	.0	.0	11.7	12.3	.0	.0	.0	.0	.0	.0
MATARO	.0	.0	.0	7.1	.0	272.6	.0	1.3	8.0	.0
MERLOT	74.1	138.2	1,882.0	2,749.1	.0	95.2	577.3	433.7	.6	24.9
MEUNIER	.0	.0	43.5	390.9	.0	.0	.0	.0	.0	.0
MISSION	.0	.0	.0	.0	.0	1.9	.0	.0	.0	36.4
MUSCAT HAMBURG	.0	.0	.0	.0	.0	3.9	26.6	.0	.0	7.5
NEBBIOLO	.8	.0	.0	.8	.0	.0	.0	42.1	.0	.7
PETITE SIRAH	1,232.9	116.6	686.6	1,581.8	306.2	134.6	3,335.7	644.9	1,728.5	40.9
PETITE VERDOT	.0	3.6	25.9	13.1	.0	.0	.0	.0	.0	.0
PFEFFER CABERNET	.0	.0	.0	.0	.0	.0	36.4	.0	.0	.0
PINOT NOIR	1,264.4	.7	10,265.9	8,467.3	48.1	305.8	5,145.9	2,676.9	4.1	4.6
PINOT ST GEORGE	.0	.0	65.0	34.7	.0	.0	6.5	.0	.0	.0
REFOSCO/MONDEUSE	10.6	.0	3.2	.0	.0	.0	51.6	.0	.0	.0
ROYALTY	.0	.0	.0	.0	.0	.0	.0	.0	.0	.0
RUBIRED	.0	.0	.0	.0	.0	.0	.0	.0	.0	.0
RUBY CABERNET	.0	.0	15.6	14.4	.0	4.8	.0	.0	.0	17.2
SALVADOR	.0	.0	.0	.0	.0	21.9	.0	.0	.0	.0
SANGIOVETO	.0	.0	5.4	2.2	.0	.0	.0	.0	.0	.0
SOUZAO	.0	.0	.0	.0	.0	.0	.0	.0	.0	11.9
ST MACAIRE	.0	.0	.0	26.0	.0	.0	.0	.0	.0	.0
SYRAH/FRENCH SYRAH-SHIRAZ	101.7	.0	44.5	54.7	.0	.7	6.2	177.2	1.1	6.6
TINTA CAO	.0	.0	.0	.0	.0	.0	.0	.0	.0	13.1
TINTA MADEIRA	.0	.0	.0	.0	.0	.0	.0	.0	.0	.0
TOURIGA	.0	.0	.0	.0	.0	.0	.0	.0	.0	5.8
VALDEPENAS	.0	.0	.0	.0	.0	.0	.0	.0	.0	.0
VERDELHO	.0	.0	.0	.0	.0	.0	.0	.0	.0	6.5
ZINFANDEL	7,042.1	1,375.5	15,034.4	8,427.3	426.9	1,713.0	11,888.5	6,876.8	462.8	4,694.3
OTHER RED A/	16.9	.0	252.7	101.0	.0	18.2	6.0	2.8	24.1	28.2
TOTAL RED	17,652.4	5,037.7	47,230.1	44,167.9	2,371.5	3,437.4	30,954.7	17,221.0	7,084.5	5,328.7
TOTAL WINE	33,364.3	8,048.0	104,161.5	99,777.4	3,841.6	7,884.3	119,193.8	49,480.7	13,361.7	6,985.2
TOTAL ALL VARIETIES	33,364.3	8,048.0	104,161.5	99,777.4	3,841.6	7,887.2	119,193.8	49,485.3	13,384.7	6,985.2

TABLE 2: TONS OF GRAPES CRUSHED BY CALIFORNIA PROCESSORS FROM THE 1988 CROP BY TYPE, VARIETY, AND REPORTING DISTRICT WHERE GROWN, WITH COMPARISONS (CONT'D.)

TYPE AND VARIETY	11	12	13	14	15	16	17	1988 STATE TOTAL	1987 STATE TOTAL
	TONS								
WINE GRAPES (RED):									
ALEATICO	.0	.0	431.5	.0	.0	.0	.0	433.7	299.9
ALICANTE BOUSCHET	26.3	69.6	1,384.6	1,651.4	175.0	.0	60.0	3,449.0	683.0
BARBERA	729.1	18,800.3	61,431.6	12,248.2	.0	.0	.0	94,732.7	74,245.0
BLACK MALVOISIE	6.5	.0	102.6	275.1	.0	.0	.0	386.2	87.4
CABERNET FRANC	.0	.0	.0	.0	.0	.0	.0	2,863.9	2,156.1
CABERNET SAUVIGNON	8,363.7	4,744.4	173.5	5,027.2	.0	324.5	1,211.0	72,782.0	64,615.9
CARIGNANE	19,266.7	18,831.1	38,979.1	7,763.3	.0	93.2	.0	90,499.0	72,280.9
CARMINE	.0	.0	243.1	.0	.0	.0	.0	263.7	181.9
CARNELIAN	305.6	599.7	6,994.1	3,186.3	.0	.0	.0	11,085.7	7,614.7
CENTURIAN	63.8	.0	6,656.3	.0	.0	.0	.0	6,720.1	6,048.0
CHARBONO	.0	.0	.0	.0	.0	.0	.0	224.7	186.4
EARLY BURGUNDY	.0	.0	.0	.0	.0	.0	.0	608.8	512.4
GAMAY (NAPA)	1,012.8	.0	372.2	1,290.8	.0	22.0	237.2	10,582.4	11,434.3
GAMAY BEAUJOLAIS	.0	.0	.0	.0	.0	21.5	.0	2,999.6	4,985.3
GRAND NOIR	.0	.0	.0	.0	.0	.0	.0	.0	8.1
GRENACHE	2,499.1	12,484.1	53,018.7	26,808.4	709.3	.0	.0	97,460.7	108,116.9
GRIGNOLINO	.0	.0	.0	.0	.0	.0	.0	73.0	74.2
MALBEC	.0	235.5	.0	.0	.0	.0	.0	259.5	338.4
MATARO	.0	.0	.0	.0	26.0	.0	.0	315.0	286.6
MERLOT	643.2	23.5	182.5	.0	.0	6.6	822.8	7,653.7	6,782.0
MEUNIER	.0	.0	.0	.0	.0	.0	.0	434.4	371.4
MISSION	412.1	3,415.8	2,230.4	.0	1,362.2	.0	.0	7,458.8	6,214.9
MUSCAT HAMBURG	6.0	72.7	.0	.0	.0	.0	.0	116.7	71.1
NEBBIOLO	.0	41.5	.0	.0	.0	.0	.0	85.9	37.5
PETITE SIRAH	1,285.3	1,128.5	388.9	750.7	.0	13.8	332.8	13,708.7	11,467.7
PETITE VERDOT	.0	.0	.0	.0	.0	.0	.0	42.6	40.6
PFEFFER CABERNET	.0	.0	.0	.0	.0	.0	.0	36.4	28.4
PINOT NOIR	1.0	.0	36.3	.0	.0	.0	.0	28,221.0	29,765.8
PINOT ST GEORGE	.0	.0	.0	.0	.0	.0	.0	106.2	225.6
REFOSCO/MONDEUSE	.0	.0	.0	.0	.0	.0	.0	65.4	25.9
ROYALTY	29.6	258.3	3,529.3	2,351.4	.0	.0	.0	6,168.6	5,647.4
RUBIRED	518.9	3,978.6	32,680.0	25,178.1	.0	.0	.0	62,355.6	51,269.5
RUBY CABERNET	396.0	18,930.9	25,796.5	9,920.6	.0	.0	.0	55,096.0	43,315.3
SALVADOR	.0	31.8	554.0	6,268.2	18.5	.0	.0	6,894.4	6,298.5
SANGIOVETO	.0	.0	.0	.0	.0	.0	.0	7.6	1.7
SOUZAO	.0	.0	104.0	.0	.0	.0	.0	115.9	59.7
ST MACAIRE	.0	268.6	.0	.0	.0	.0	.0	294.6	206.0
SYRAH/FRENCH SYRAH-SHIRAZ	1.5	.0	.0	.0	.0	.0	.0	394.2	295.1
TINTA CAO	.0	.0	.9	.0	.0	.0	.0	14.0	4.5
TINTA MADEIRA	.0	98.3	233.7	.0	.0	.0	.0	332.0	399.4
TOURIGA	.0	.0	15.8	.0	.0	.0	.0	21.6	18.2
VALDEPENAS	22.7	1,222.2	68.7	.0	.0	.0	.0	1,313.6	1,711.6
VERDELHO	.0	.0	.0	.0	.0	.0	.0	6.5	1.3
ZINFANDEL	72,575.6	25,592.0	5,949.7	2,305.8	3,643.3	527.4	1,555.6	170,091.0	143,349.2
OTHER RED A/	67.2	1,311.9	277.6	816.9	745.6	.0	.0	3,669.1	4,870.9
TOTAL RED	108,232.7	112,139.3	241,835.6	105,842.4	6,679.9	1,009.0	4,219.4	760,444.2	666,634.6
TOTAL WINE	194,329.9	312,373.7	779,273.8	351,263.0	8,573.5	6,692.6	17,998.9	2,116,603.9	1,889,944.6
TOTAL ALL VARIETIES	373,999.5	328,158.0	1,105,253.0	553,592.8	8,724.9	6,734.1	18,039.0	2,840,630.3	2,486,630.7

A/ OTHER CATEGORIES INCLUDE MINOR VARIETIES AS WELL AS MIXED VARIETIES.

TABLE 3: WEIGHTED AVERAGE DEGREES BRIX FOR ALL GRAPES CRUSHED BY CALIFORNIA PROCESSORS FROM THE 1988 CROP BY TYPE, VARIETY AND REPORTING DISTRICT WHERE GROWN, WITH COMPARISONS

TYPE AND VARIETY	1	2	3	4	5	6	7	8	9	10	11	12	13	14	15	16	17	1988 STATE TOTAL	1987 STATE TOTAL
	DEGREES BRIX																		
RAISIN GRAPES:																			
BLACK CORINTH (ZANTES)	.0	.0	.0	.0	.0	.0	.0	.0	.0	.0	.0	.0	21.0	.0	.0	.0	.0	21.0	25.0
FIESTA	.0	.0	.0	.0	.0	.0	.0	.0	.0	.0	.0	.0	.0	.0	.0	.0	.0	.0	20.6
MUSCATS	.0	.0	.0	.0	.0	.0	.0	.0	.0	.0	21.5	20.0	21.0	21.8	.0	19.9	.0	21.4	22.5
SULTANAS	.0	.0	.0	.0	.0	.0	.0	.0	.0	.0	.0	.0	19.5	19.9	.0	.0	.0	19.9	20.9
THOMPSON SEEDLESS	.0	.0	.0	.0	.0	.0	.0	22.2	.0	.0	21.0	20.1	20.3	20.7	.0	.0	.0	20.4	20.9
PACKINGHOUSE CULLS	.0	.0	.0	.0	.0	.0	.0	.0	.0	.0	.0	9.7	15.7	15.9	.0	.0	.0	15.7	20.2
TOTAL RAISIN	.0	.0	.0	.0	.0	.0	.0	22.2	.0	.0	21.4	20.1	20.4	20.9	.0	19.9	.0	20.5	21.0
TABLE GRAPES:																			
ALMERIA	.0	.0	.0	.0	.0	.0	.0	.0	.0	.0	.0	.0	.0	18.6	.0	.0	.0	18.6	19.7
BEAUTY SDLS/BLK BEAUTY	.0	.0	.0	.0	.0	.0	.0	.0	.0	.0	21.8	.0	.0	.0	.0	.0	.0	21.8	24.7
BLACK HAMBURG	.0	.0	.0	.0	.0	.0	.0	.0	.0	.0	.0	.0	.0	.0	.0	.0	.0	.0	23.1
BLACK MONUKKA	.0	.0	.0	.0	.0	.0	.0	.0	.0	.0	22.5	.0	20.4	.0	.0	.0	.0	20.4	21.9
BLACK PRINCE/ROSE OF PERU	.0	.0	.0	.0	.0	.0	.0	.0	.0	.0	23.9	.0	.0	.0	20.0	.0	.0	21.3	23.4
BLUSH SEEDLESS	.0	.0	.0	.0	.0	.0	.0	.0	.0	.0	.0	.0	.0	.0	.0	.0	.0	.0	17.2
CALMERIA	.0	.0	.0	.0	.0	.0	.0	.0	.0	.0	.0	.0	19.0	20.5	.0	.0	.0	20.3	20.1
CARDINAL	.0	.0	.0	.0	.0	.0	.0	.0	.0	.0	24.6	.0	20.3	19.8	.0	.0	.0	20.1	19.8
CHRISTMAS ROSE	.0	.0	.0	.0	.0	.0	.0	.0	.0	.0	.0	.0	19.1	20.2	.0	.0	.0	19.8	20.6
CONCORD	.0	.0	.0	.0	.0	.0	.0	.0	18.0	.0	.0	.0	.0	.0	.0	.0	.0	18.0	19.5
EMPERATRIZ	.0	.0	.0	.0	.0	.0	.0	.0	.0	.0	.0	.0	19.0	19.1	.0	.0	.0	19.1	15.8
EMPEROR	.0	.0	.0	.0	.0	.0	.0	.0	.0	.0	.0	.0	17.0	17.7	.0	.0	.0	17.5	18.4
EXOTIC	.0	.0	.0	.0	.0	.0	.0	.0	.0	.0	.0	.0	20.2	19.0	.0	.0	.0	19.1	20.4
FLAME SEEDLESS	.0	.0	.0	.0	.0	.0	.0	.0	.0	.0	21.6	25.2	21.8	22.0	.0	.0	.0	21.9	21.8
GOLDEN MUSCAT	.0	.0	.0	.0	.0	.0	.0	.0	.0	.0	.0	.0	.0	18.2	.0	.0	.0	18.2	19.2
ITALIA	.0	.0	.0	.0	.0	.0	.0	.0	.0	.0	.0	.0	18.6	21.0	.0	.0	.0	20.4	20.5
NIABELL	.0	.0	.0	.0	.0	.0	.0	.0	.0	.0	.0	.0	.0	.0	.0	.0	.0	.0	19.8
OLIVETTE BLANCHE	.0	.0	.0	.0	.0	.0	.0	.0	.0	.0	.0	.0	.0	18.6	.0	.0	.0	18.6	19.5
PERLETTE	.0	.0	.0	.0	.0	.0	.0	.0	.0	.0	.0	.0	18.6	19.8	.0	.0	.0	19.2	21.7
QUEEN	.0	.0	.0	.0	.0	.0	.0	.0	.0	.0	.0	.0	18.8	20.6	.0	.0	.0	19.9	19.2
RED GLOBE/ROSE-ITO	.0	.0	.0	.0	.0	.0	.0	.0	.0	.0	.0	.0	17.5	19.1	.0	.0	.0	18.8	17.4
RED MALAGA	.0	.0	.0	.0	.0	.0	.0	.0	.0	.0	.0	.0	19.9	18.7	20.0	.0	.0	19.1	20.0
RIBIER	.0	.0	.0	.0	.0	.0	.0	.0	.0	.0	20.4	18.6	19.5	19.9	.0	.0	.0	19.8	20.5
RUBY SEEDLESS/KING RUBY	.0	.0	.0	.0	.0	.0	.0	.0	.0	.0	.0	.0	22.0	21.8	.0	.0	.0	22.0	22.4
SCARLET	.0	.0	.0	.0	.0	.0	.0	.0	.0	.0	.0	.0	.0	.0	.0	.0	.0	.0	20.5
SUPERIOR SEEDLESS	.0	.0	.0	.0	.0	.0	.0	.0	.0	.0	.0	.0	.0	17.6	.0	.0	.0	17.6	18.8
TOKAY	.0	.0	.0	.0	.0	23.8	.0	.0	.0	.0	16.2	.0	21.0	.0	.0	.0	20.0	16.2	17.3
WHITE MALAGA	.0	.0	.0	.0	.0	.0	.0	.0	.0	.0	.0	.0	19.1	18.0	22.5	.0	.0	18.6	20.7
PACKINGHOUSE CULLS	.0	.0	.0	.0	.0	.0	.0	.0	.0	.0	.0	.0	18.2	20.8	.0	.0	.0	18.3	17.0
OTHER TABLE A/	.0	.0	.0	.0	.0	23.0	.0	.0	.0	.0	19.3	.0	21.1	20.0	.0	.0	.0	20.4	21.5
TOTAL TABLE	.0	.0	.0	.0	.0	23.5	.0	.0	18.0	.0	16.2	20.3	19.7	19.0	20.1	.0	20.0	17.5	18.4
WINE GRAPES (WHITE):																			
BURGER	17.7	.0	18.2	21.5	.0	.0	.0	.0	.0	.0	16.2	15.5	16.6	14.7	17.8	.0	21.0	15.7	16.1
CHARDONNAY	22.5	22.1	22.4	22.6	22.5	22.5	22.8	22.5	22.8	22.9	21.9	22.0	20.7	19.9	23.2	21.7	21.3	22.4	22.5
CHENIN BLANC	21.3	20.1	21.8	21.1	20.9	20.2	20.8	21.3	20.5	20.6	20.2	20.3	19.6	19.4	.0	20.2	20.2	20.0	20.0
EMERALD RIESLING	.0	.0	.0	.0	19.4	.0	20.0	.0	.0	.0	18.2	21.9	18.9	19.1	.0	.0	.0	19.1	20.8
FEHER SZAGOS	.0	.0	.0	.0	.0	.0	.0	.0	.0	.0	.0	.0	21.4	.0	.0	.0	.0	21.4	18.7
FLORA	23.0	.0	.0	20.8	20.0	.0	24.8	.0	.0	21.6	.0	.0	.0	.0	.0	.0	.0	22.0	21.9
FOLLE BLANCHE	.0	.0	20.2	16.0	.0	22.8	.0	.0	.0	.0	.0	.0	19.5	.0	.0	.0	.0	17.1	19.2
FRENCH COLOMBARD	20.6	.0	20.6	20.6	21.2	21.5	20.8	21.4	20.8	21.3	20.8	20.5	20.1	19.3	.0	.0	20.6	20.1	20.8
GEWURZTRAMINER	22.2	.0	22.3	21.8	21.5	22.4	21.2	21.0	21.5	21.5	.0	21.0	.0	.0	.0	.0	.0	21.5	21.7
GRAY RIESLING	22.4	.0	21.1	21.2	23.4	20.0	20.5	20.2	23.1	.0	21.7	.0	19.4	18.1	23.6	20.1	20.8	20.4	20.5
GREEN HUNGARIAN	18.3	.0	18.3	20.1	18.4	.0	.0	18.2	.0	.0	.0	17.0	.0	15.8	.0	.0	.0	17.4	18.6
KLEINBERGER	.0	.0	21.4	.0	.0	.0	.0	.0	.0	.0	.0	.0	.0	.0	.0	.0	.0	21.4	21.4
MALVASIA BIANCA	.0	.0	.0	20.8	.0	20.1	20.6	.0	.0	.0	.0	18.5	20.9	19.8	23.5	.0	.0	19.7	21.4
MUSCAT BLANC/M CANELLI	23.9	20.9	23.7	23.4	.0	21.0	19.5	22.6	.0	22.9	21.2	.0	20.5	22.3	23.0	21.0	16.3	20.9	21.1
MUSCAT ORANGE	.0	.0	.0	.0	.0	.0	20.7	.0	.0	22.1	23.2	.0	19.9	.0	.0	.0	24.5	20.8	21.6
PALOMINO/G CHASSELAS	20.4	.0	21.2	20.5	.0	20.4	.0	.0	.0	23.0	18.9	19.2	19.4	18.7	22.0	19.8	.0	19.4	20.0
PEDRO XIMENES	.0	.0	.0	.0	.0	.0	.0	.0	.0	.0	.0	.0	.0	.0	.0	.0	.0	.0	22.5
PINOT BLANC	23.7	.0	20.1	19.6	.0	20.8	20.9	19.4	19.0	.0	.0	17.3	.0	.0	.0	20.9	.0	20.5	20.1
SAUVIGNON BLANC	23.1	22.2	22.6	22.4	22.8	22.3	21.3	22.3	22.3	22.5	21.4	21.3	24.2	18.7	22.1	21.9	22.7	21.9	22.1
SAUVIGNON MOSQUE	.0	.0	.0	22.2	.0	.0	23.0	.0	.0	.0	.0	.0	.0	.0	.0	.0	.0	22.9	21.6
SAUVIGNON VERT	20.2	.0	21.4	.0	.0	21.1	.0	19.9	.0	.0	.0	.0	.0	.0	.0	.0	.0	20.7	21.3
SCHEUREBE	.0	.0	.0	24.2	.0	.0	.0	.0	.0	.0	.0	.0	.0	.0	.0	.0	.0	24.2	.0
SEMILLON	21.0	20.5	22.0	20.9	21.6	21.7	21.2	21.4	22.2	20.6	20.2	20.0	18.4	20.4	.0	20.9	20.4	20.3	20.6
ST. EMILION (UGNI BLANC)	.0	.0	22.3	.0	.0	21.0	22.0	.0	.0	.0	.0	.0	20.9	20.6	22.3	.0	.0	20.9	20.7
SYLVANER	21.3	.0	21.8	19.4	.0	19.5	21.1	23.1	.0	.0	.0	.0	.0	17.7	.0	.0	.0	20.3	20.4
SYMPHONY	.0	.0	17.9	.0	20.0	20.0	.0	.0	21.9	21.0	20.3	20.9	.0	.0	21.0	.0	.0	18.8	21.6
WHITE RIESLING	21.8	20.8	21.3	21.1	20.0	21.3	21.1	20.6	23.4	21.7	20.0	.0	.0	.0	.0	22.3	.0	21.1	21.4
OTHER WHITE A/	19.4	.0	20.1	20.1	.0	18.5	22.0	23.0	.0	21.9	21.4	19.3	18.7	19.4	18.0	.0	.0	19.1	21.1
TOTAL WHITE	21.9	21.6	22.0	22.2	21.8	21.6	21.3	21.9	21.3	22.0	19.8	20.3	20.0	19.2	20.8	21.4	20.8	20.2	20.7

TABLE 3: WEIGHTED AVERAGE DEGREES BRIX FOR ALL GRAPES CRUSHED BY CALIFORNIA PROCESSORS FROM THE 1988 CROP BY TYPE, VARIETY AND REPORTING DISTRICT WHERE GROWN, WITH COMPARISONS (CONT'D.)

TYPE AND VARIETY	1	2	3	4	5	6	7	8	9	10	11	12	13	14	15	16	17	1988 STATE TOTAL	1987 STATE TOTAL
	DEGREES BRIX																		
WINE GRAPES (RED):																			
ALEATICO	.0	.0	23.6	.0	.0	.0	.0	.0	.0	.0	.0	.0	21.2	.0	.0	.0	.0	21.2	21.1
ALICANTE BOUSCHET	.0	.0	21.3	.0	.0	.0	.0	.0	.0	.0	21.4	23.0	21.4	20.3	21.2	.0	21.4	20.9	22.8
BARBERA	23.8	22.1	23.5	23.0	24.0	23.5	.0	22.8	19.0	23.0	22.9	22.3	21.5	20.5	.0	.0	.0	21.5	22.3
BLACK MALVOISIE	.0	.0	24.0	.0	.0	.0	.0	.0	.0	.0	23.4	.0	21.9	19.5	.0	.0	.0	20.2	21.9
CABERNET FRANC	22.2	22.3	22.5	22.7	.0	23.3	23.0	22.3	.0	22.7	.0	.0	.0	.0	.0	.0	.0	22.6	23.1
CABERNET SAUVIGNON	22.2	22.7	22.9	22.8	22.3	22.5	22.8	22.7	22.8	22.9	22.6	22.6	21.0	21.4	.0	21.9	22.4	22.6	23.0
CARIGNANE	21.8	.0	22.8	21.6	22.5	22.7	23.0	21.2	21.3	.0	22.3	21.6	21.2	21.8	.0	20.4	.0	21.6	22.4
CARMINE	.0	.0	21.8	23.1	23.0	.0	.0	.0	.0	22.3	.0	.0	21.9	.0	.0	.0	.0	21.9	22.5
CARNELIAN	.0	.0	.0	.0	.0	.0	.0	.0	.0	.0	25.3	21.8	21.7	22.6	.0	.0	.0	22.1	23.5
CENTURIAN	.0	.0	.0	.0	.0	.0	.0	.0	.0	.0	22.0	.0	23.8	.0	.0	.0	.0	23.8	22.1
CHARBONO	20.0	.0	.0	21.4	.0	.0	.0	.0	.0	21.8	.0	.0	.0	.0	.0	.0	.0	21.4	21.5
EARLY BURGUNDY	.0	.0	22.3	22.5	23.5	.0	22.8	.0	.0	.0	.0	.0	.0	.0	.0	.0	.0	22.8	22.4
GAMAY (NAPA)	19.9	21.0	21.4	21.8	20.7	.0	19.4	20.2	19.0	.0	20.0	.0	20.6	17.8	.0	18.8	21.0	20.0	19.8
GAMAY BEAUJOLAIS	22.6	22.0	21.7	21.9	.0	.0	19.5	23.0	.0	.0	.0	.0	.0	.0	.0	20.9	.0	21.8	21.7
GRAND NOIR	.0	.0	.0	.0	.0	.0	.0	.0	.0	.0	.0	.0	.0	.0	.0	.0	.0	.0	18.8
GRENACHE	21.1	.0	22.7	22.0	.0	23.5	22.8	.0	20.4	22.3	21.9	21.0	21.1	19.2	22.0	.0	.0	20.6	21.7
GRIGNOLINO	.0	.0	.0	23.0	.0	22.0	.0	.0	.0	.0	.0	.0	.0	.0	.0	.0	.0	22.7	22.5
MALBEC	.0	.0	22.9	22.3	.0	.0	.0	.0	.0	.0	.0	25.9	.0	.0	.0	.0	.0	25.6	24.0
MATARO	.0	.0	.0	23.2	.0	23.0	.0	22.8	21.5	.0	.0	.0	.0	.0	21.0	.0	.0	22.8	22.5
MERLOT	22.6	23.0	22.9	23.0	.0	23.3	23.4	22.7	22.0	23.7	23.7	24.0	23.3	.0	.0	21.9	22.5	23.0	23.1
MEUNIER	.0	.0	19.0	18.5	.0	.0	.0	.0	.0	.0	.0	.0	.0	.0	.0	.0	.0	18.6	18.1
MISSION	.0	.0	.0	.0	.0	23.0	.0	.0	.0	22.9	23.6	23.1	23.4	.0	21.6	.0	.0	22.9	23.6
MUSCAT HAMBURG	.0	.0	.0	.0	.0	22.1	20.7	.0	.0	21.9	22.0	22.5	.0	.0	.0	.0	.0	22.0	22.0
NEBBIOLO	23.0	.0	.0	24.0	.0	.0	.0	22.3	.0	22.0	.0	22.6	.0	.0	.0	.0	.0	22.5	24.2
PETITE SIRAH	22.2	21.8	22.8	22.7	22.4	21.6	22.5	22.1	18.3	22.4	22.5	22.1	24.2	23.1	.0	23.6	22.8	22.0	22.7
PETITE VERDOT	.0	22.6	23.3	22.9	.0	.0	.0	.0	.0	.0	.0	.0	.0	.0	.0	.0	.0	23.1	23.1
PFEFFER CABERNET	.0	.0	.0	.0	.0	.0	23.1	.0	.0	.0	.0	.0	.0	.0	.0	.0	.0	23.1	24.2
PINOT NOIR	21.3	23.0	20.2	20.1	23.2	21.3	20.3	21.1	19.5	21.8	22.5	.0	25.4	.0	.0	.0	.0	20.3	20.1
PINOT ST GEORGE	.0	.0	21.5	15.7	.0	.0	22.5	.0	.0	.0	.0	.0	.0	.0	.0	.0	.0	19.7	20.8
REFOSCO/MONDEUSE	21.2	.0	21.5	.0	.0	.0	21.3	.0	.0	.0	.0	.0	.0	.0	.0	.0	.0	21.3	20.8
ROYALTY	.0	.0	.0	.0	.0	.0	.0	.0	.0	.0	21.5	22.1	22.5	21.0	.0	.0	.0	21.9	22.9
RUBIRED	.0	.0	.0	.0	.0	.0	.0	.0	.0	.0	20.8	22.0	22.5	22.1	.0	.0	.0	22.3	22.3
RUBY CABERNET	.0	.0	21.9	22.9	.0	22.0	.0	.0	.0	24.0	25.9	22.2	22.9	22.6	.0	.0	.0	22.6	22.8
SALVADOR	.0	.0	.0	.0	.0	21.5	.0	.0	.0	.0	.0	22.6	22.4	20.0	20.3	.0	.0	20.2	21.1
SANGIOVETO	.0	.0	23.5	22.1	.0	.0	.0	.0	.0	.0	.0	.0	.0	.0	.0	.0	.0	23.1	23.5
SOUZAO	.0	.0	.0	.0	.0	.0	.0	.0	.0	22.0	.0	.0	21.6	.0	.0	.0	.0	21.6	23.2
ST MACAIRE	.0	.0	.0	19.5	.0	.0	.0	.0	.0	.0	.0	22.5	.0	.0	.0	.0	.0	22.2	21.9
SYRAH/FRENCH SYRAH-SHIRAZ	21.9	.0	23.5	22.9	.0	23.5	23.5	23.3	21.0	22.9	22.5	.0	.0	.0	.0	.0	.0	22.9	23.2
TINTA CAO	.0	.0	.0	.0	.0	.0	.0	.0	.0	22.7	.0	.0	23.2	.0	.0	.0	.0	22.7	23.0
TINTA MADEIRA	.0	.0	.0	.0	.0	.0	.0	.0	.0	.0	.0	20.6	21.0	.0	.0	.0	.0	20.9	21.9
TOURIGA	.0	.0	.0	.0	.0	.0	.0	.0	.0	21.3	.0	.0	23.4	.0	.0	.0	.0	22.8	22.5
VALDEPENAS	.0	.0	.0	.0	.0	.0	.0	.0	.0	.0	22.0	22.0	23.1	.0	.0	.0	.0	22.0	22.7
VERDELHO	.0	.0	.0	.0	.0	.0	.0	.0	.0	21.9	.0	.0	.0	.0	.0	.0	.0	21.9	22.5
ZINFANDEL	19.7	21.0	20.9	20.1	19.2	21.7	20.3	19.3	18.8	21.1	19.0	18.0	17.8	18.0	18.5	17.8	18.5	19.2	19.1
OTHER RED A/	22.9	.0	22.4	21.9	.0	22.1	22.2	23.5	20.0	21.2	21.1	21.9	22.3	19.6	20.6	.0	.0	21.2	21.4
TOTAL RED	21.0	22.1	21.6	21.7	21.4	22.0	21.2	21.0	19.5	21.3	20.1	21.1	21.6	20.8	19.8	19.6	20.9	21.1	21.5
TOTAL WINE	21.4	21.9	21.8	21.9	21.5	21.8	21.2	21.6	20.4	21.5	20.0	20.6	20.5	19.7	20.0	21.1	20.8	20.6	21.0
TOTAL ALL VARIETIES	21.4	21.9	21.8	21.9	21.5	21.8	21.2	21.6	20.4	21.5	18.2	20.6	20.4	19.8	20.0	21.1	20.8	20.2	20.8

A/ OTHER CATEGORIES INCLUDE MINOR VARIETIES AS WELL AS MIXED VARIETIES.

TABLE 4: TONS OF GRAPES PURCHASED FOR WINE, CONCENTRATE, JUICE, VINEGAR, AND BEVERAGE BRANDY, BY CALIFORNIA PROCESSORS FROM THE 1988 CROP BY TYPE, VARIETY, AND REPORTING DISTRICT WHERE GROWN, WITH COMPARISONS

TYPE AND VARIETY	1	2	3	4	5	6	7	8	9	10
	TONS									
RAISIN GRAPES:										
BLACK CORINTH (ZANTES)	.0	.0	.0	.0	.0	.0	.0	.0	.0	.0
FIESTA	.0	.0	.0	.0	.0	.0	.0	.0	.0	.0
MUSCATS	.0	.0	.0	.0	.0	.0	.0	.0	.0	.0
SULTANAS	.0	.0	.0	.0	.0	.0	.0	.0	.0	.0
THOMPSON SEEDLESS	.0	.0	.0	.0	.0	.0	.0	.0	.0	.0
PACKINGHOUSE CULLS	.0	.0	.0	.0	.0	.0	.0	.0	.0	.0
TOTAL RAISIN	.0	.0	.0	.0	.0	.0	.0	.0	.0	.0
TABLE GRAPES:										
ALMERIA	.0	.0	.0	.0	.0	.0	.0	.0	.0	.0
BEAUTY SDLS/BLK BEAUTY	.0	.0	.0	.0	.0	.0	.0	.0	.0	.0
BLACK HAMBURG	.0	.0	.0	.0	.0	.0	.0	.0	.0	.0
BLACK MONUKKA	.0	.0	.0	.0	.0	.0	.0	.0	.0	.0
BLACK PRINCE/ROSE OF PERU	.0	.0	.0	.0	.0	.0	.0	.0	.0	.0
BLUSH SEEDLESS	.0	.0	.0	.0	.0	.0	.0	.0	.0	.0
CALMERIA	.0	.0	.0	.0	.0	.0	.0	.0	.0	.0
CARDINAL	.0	.0	.0	.0	.0	.0	.0	.0	.0	.0
CHRISTMAS ROSE	.0	.0	.0	.0	.0	.0	.0	.0	.0	.0
CONCORD	.0	.0	.0	.0	.0	.0	.0	.0	23.0	.0
EMPERATRIZ	.0	.0	.0	.0	.0	.0	.0	.0	.0	.0
EMPEROR	.0	.0	.0	.0	.0	.0	.0	.0	.0	.0
EXOTIC	.0	.0	.0	.0	.0	.0	.0	.0	.0	.0
FLAME SEEDLESS	.0	.0	.0	.0	.0	.0	.0	.0	.0	.0
ITALIA	.0	.0	.0	.0	.0	.0	.0	.0	.0	.0
NIABELL	.0	.0	.0	.0	.0	.0	.0	.0	.0	.0
PERLETTE	.0	.0	.0	.0	.0	.0	.0	.0	.0	.0
QUEEN	.0	.0	.0	.0	.0	.0	.0	.0	.0	.0
RED GLOBE/ROSE-ITO	.0	.0	.0	.0	.0	.0	.0	.0	.0	.0
RED MALAGA	.0	.0	.0	.0	.0	.0	.0	.0	.0	.0
RIBIER	.0	.0	.0	.0	.0	.0	.0	.0	.0	.0
RUBY SEEDLESS/KING RUBY	.0	.0	.0	.0	.0	.0	.0	.0	.0	.0
SCARLET	.0	.0	.0	.0	.0	.0	.0	.0	.0	.0
SUPERIOR SEEDLESS	.0	.0	.0	.0	.0	.0	.0	.0	.0	.0
TOKAY	.0	.0	.0	.0	.0	1.9	.0	.0	.0	.0
WHITE MALAGA	.0	.0	.0	.0	.0	.0	.0	.0	.0	.0
PACKINGHOUSE CULLS	.0	.0	.0	.0	.0	.0	.0	.0	.0	.0
OTHER TABLE A/	.0	.0	.0	.0	.0	1.0	.0	.0	.0	.0
TOTAL TABLE	.0	.0	.0	.0	.0	2.9	.0	.0	23.0	.0
WINE GRAPES (WHITE):										
BURGER	4.8	.0	219.7	23.2	.0	.0	.0	.0	.0	.0
CHARDONNAY	4,576.8	397.0	21,726.5	19,673.9	377.5	977.7	11,696.2	11,575.6	569.1	114.8
CHENIN BLANC	2,206.9	54.3	3,556.4	3,858.1	248.6	296.8	21,092.2	4,563.3	94.9	188.0
EMERALD RIESLING	.0	.0	.0	.0	.0	.0	1,373.0	.0	.0	.0
FEHER SZAGOS	.0	.0	.0	.0	.0	.0	.0	.0	.0	.0
FLORA	8.6	.0	.0	46.1	.0	.0	74.0	.0	.0	.0
FOLLE BLANCHE	.0	.0	.0	.0	.0	13.6	.0	.0	.0	.0
FRENCH COLOMBARD	1,749.7	.0	4,630.1	218.4	361.0	6.0	6,513.9	416.2	1,837.7	89.3
GEWURZTRAMINER	498.4	.0	1,591.8	159.8	7.8	11.2	5,687.8	1,221.7	.3	8.0
GRAY RIESLING	91.2	.0	134.4	49.6	6.1	482.2	1,671.5	16.5	.0	.0
GREEN HUNGARIAN	568.1	.0	103.7	70.1	.0	.0	.0	252.2	.0	.0
KLEINBERGER	.0	.0	10.2	.0	.0	.0	.0	.0	.0	.0
MALVASIA BIANCA	.0	.0	.0	2.2	.0	.0	2,254.2	.0	.0	.0
MUSCAT BLANC/H CANELLI	36.3	299.5	168.8	153.7	.0	.0	705.0	457.3	.0	18.1
MUSCAT ORANGE	.0	.0	.0	.0	.0	.0	.0	.0	.0	17.5
PALOMINO/G CHASSELAS	7.0	.0	7.5	15.7	.0	11.2	.0	.0	.0	.0
PINOT BLANC	.0	.0	773.2	223.8	.0	145.4	2,929.7	147.5	6.0	.0
SAUVIGNON BLANC	1,593.9	914.6	4,854.4	7,877.8	259.8	187.4	5,371.5	3,739.2	362.3	648.5
SAUVIGNON MOSQUE	.0	.0	.0	7.2	.0	.0	97.1	.0	.0	.0
SAUVIGNON VERT	16.5	.0	275.3	.0	.0	.0	.0	261.7	.0	.0
SEMILLON	81.6	76.6	590.4	892.5	13.6	71.9	2,695.2	176.1	.0	25.9
ST. EMILION (UGNI BLANC)	.0	.0	17.7	.0	.0	.0	.0	.0	.0	.0
SYLVANER	.0	.0	12.8	13.7	.0	8.4	897.3	37.8	.0	.0
SYMPHONY	.0	.0	421.6	.0	.0	.0	.0	.0	4.0	.0
WHITE RIESLING	366.9	306.2	1,702.6	1,598.9	8.3	63.4	13,325.0	2,762.8	1.0	10.9
OTHER WHITE A/	18.4	.0	43.0	16.2	.0	3.9	.0	.0	.0	1.9
TOTAL WHITE	11,825.1	2,048.2	40,840.1	34,900.9	1,282.7	2,279.1	76,583.6	25,627.9	2,875.3	1,122.9

TABLE 4: TONS OF GRAPES PURCHASED FOR WINE, CONCENTRATE, JUICE, VINEGAR, AND BEVERAGE BRANDY, BY CALIFORNIA PROCESSORS FROM THE 1988 CROP BY TYPE, VARIETY, AND REPORTING DISTRICT WHERE GROWN, WITH COMPARISONS (CONT'D.)

TYPE AND VARIETY	11	12	13	14	15	16	17	1988 STATE TOTAL	1987 STATE TOTAL
	TONS								
RAISIN GRAPES:									
BLACK CORINTH (ZANTES)	.0	.0	.0	.0	.0	.0	.0	.0	16.6
FIESTA	.0	.0	.0	.0	.0	.0	.0	.0	103.5
MUSCATS	185.2	.0	26,396.3	18,554.3	.0	41.5	.0	45,177.3	32,893.8
SULTANAS	.0	.0	258.0	604.1	.0	.0	.0	862.1	210.3
THOMPSON SEEDLESS	46.8	13,869.2	192,171.2	43,902.2	.0	.0	.0	249,989.4	328,620.9
PACKINGHOUSE CULLS	.0	36.6	561.5	.0	.0	.0	.0	598.1	105.9
TOTAL RAISIN	232.0	13,905.8	219,387.0	63,060.6	.0	41.5	.0	296,626.9	361,951.0
TABLE GRAPES:									
ALMERIA	.0	.0	.0	.0	.0	.0	.0	.0	142.0
BEAUTY SDLS/BLK BEAUTY	26.2	.0	.0	.0	.0	.0	.0	26.2	.0
BLACK HAMBURG	.0	.0	.0	.0	.0	.0	.0	.0	35.2
BLACK MONUKKA	.0	.0	146.1	.0	.0	.0	.0	146.1	1,063.0
BLACK PRINCE/ROSE OF PERU	70.2	.0	.0	.0	138.7	.0	.0	208.9	84.6
BLUSH SEEDLESS	.0	.0	.0	.0	.0	.0	.0	.0	8.2
CALMERIA	.0	.0	313.8	2,015.8	.0	.0	.0	2,329.6	1,125.1
CARDINAL	.0	.0	.0	496.9	.0	.0	.0	496.9	555.9
CHRISTMAS ROSE	.0	.0	587.1	167.3	.0	.0	.0	754.4	122.6
CONCORD	.0	.0	.0	.0	.0	.0	.0	23.0	1.6
EMPERATRIZ	.0	.0	258.5	1,578.4	.0	.0	.0	1,836.9	76.5
EMPEROR	.0	.0	7,190.0	5,674.7	.0	.0	.0	12,864.7	3,282.8
EXOTIC	.0	.0	144.0	212.2	.0	.0	.0	356.2	184.2
FLAME SEEDLESS	30.2	26.0	4,570.5	1,987.5	.0	.0	.0	6,614.2	3,439.4
ITALIA	.0	.0	27.0	142.3	.0	.0	.0	169.3	228.5
NIABELL	.0	.0	.0	.0	.0	.0	.0	.0	29.6
PERLETTE	.0	.0	.0	37.1	.0	.0	.0	37.1	876.1
QUEEN	.0	.0	226.7	134.0	.0	.0	.0	360.7	94.7
RED GLOBE/ROSE-ITO	.0	.0	920.7	.0	.0	.0	.0	920.7	126.7
RED MALAGA	.0	.0	28.8	.0	5.3	.0	.0	34.1	14.5
RIBIER	5.6	75.3	1,401.3	1,079.0	.0	.0	.0	2,561.2	2,472.6
RUBY SEEDLESS/KING RUBY	.0	.0	7,207.3	857.0	.0	.0	.0	8,064.3	2,252.0
SCARLET	.0	.0	.0	.0	.0	.0	.0	.0	41.0
SUPERIOR SEEDLESS	.0	.0	.0	3,013.4	.0	.0	.0	3,013.4	1,255.7
TOKAY	155,072.8	.0	.0	.0	.0	.0	.0	155,074.7	96,078.5
WHITE MALAGA	.0	.0	11,306.6	9,142.2	7.4	.0	.0	20,456.2	9,125.9
PACKINGHOUSE CULLS	.0	.0	11.7	.0	.0	.0	.0	11.7	.0
OTHER TABLE A/	.8	.0	358.3	.0	.0	.0	.0	360.1	56.9
TOTAL TABLE	155,205.8	101.3	34,698.4	26,537.8	151.4	.0	.0	216,720.6	122,773.8
WINE GRAPES (WHITE):									
BURGER	15,496.9	2,768.9	614.5	8,802.5	566.1	.0	65.8	28,562.4	23,550.8
CHARDONNAY	2,552.2	1,581.1	1,527.3	406.7	.0	1,155.2	536.5	79,444.1	75,838.4
CHENIN BLANC	17,127.9	47,675.0	117,647.0	61,119.3	.0	574.2	6,773.4	287,076.3	272,591.3
EMERALD RIESLING	1.2	22.2	4,166.4	10,501.6	.0	.0	.0	16,064.4	14,887.6
FEHER SZAGOS	.0	.0	48.7	.0	.0	.0	.0	48.7	103.6
FLORA	.0	.0	.0	.0	.0	.0	.0	128.7	45.2
FOLLE BLANCHE	.0	.0	48.3	.0	.0	.0	.0	61.9	.0
FRENCH COLOMBARD	32,936.8	113,745.9	366,362.8	140,615.8	.0	.0	2,643.0	672,126.6	595,327.1
GEWURZTRAMINER	.0	32.1	.0	.0	.0	.0	.0	9,218.9	8,983.5
GRAY RIESLING	245.8	.0	90.8	.0	.0	.0	61.5	2,849.6	5,322.8
GREEN HUNGARIAN	.0	300.2	.0	164.1	.0	.0	.0	1,458.4	1,631.1
KLEINBERGER	.0	.0	.0	.0	.0	.0	.0	10.2	11.2
MALVASIA BIANCA	.0	7,615.2	5,947.2	2,492.2	45.6	.0	.0	18,356.6	10,178.7
MUSCAT BLANC/M CANELLI	113.7	.0	5,203.2	343.4	9.3	59.9	.0	7,568.2	6,229.2
MUSCAT ORANGE	19.9	.0	90.3	.0	.0	.0	.0	127.7	197.4
PALOMINO/G CHASSELAS	139.9	927.5	9,781.9	2,339.1	905.2	46.7	.0	14,181.7	10,560.4
PINOT BLANC	.0	250.5	.0	.0	.0	161.0	.0	4,637.1	4,904.6
SAUVIGNON BLANC	8,238.4	8,029.1	24.1	1,100.8	.0	862.5	2,246.8	46,311.1	45,378.4
SAUVIGNON MOSQUE	.0	.0	.0	.0	.0	.0	.0	104.3	92.0
SAUVIGNON VERT	.0	.0	.0	.0	.0	.0	.0	553.5	360.4
SEMILLON	1,535.8	743.5	3,127.6	1,752.1	.0	5.1	654.3	12,642.2	12,426.8
ST. EMILION (UGNI BLANC)	.0	.0	4,443.8	747.1	.0	.0	.0	5,208.6	6,324.8
SYLVANER	.0	.0	.0	425.7	.0	.0	.0	1,395.7	1,072.5
SYMPHONY	85.5	24.6	.0	.0	.0	.0	.0	535.7	64.0
WHITE RIESLING	223.7	.0	.0	.0	.0	585.0	.0	20,954.7	22,936.0
OTHER WHITE A/	76.8	305.3	3,683.1	3,681.1	15.5	.0	.0	7,845.2	2,183.2
TOTAL WHITE	78,794.5	184,021.1	522,807.0	234,491.5	1,541.7	3,449.6	12,981.3	1,237,472.5	1,121,201.0

A/ OTHER CATEGORIES INCLUDE MINOR VARIETIES AS WELL AS MIXED VARIETIES.

TABLE 4: TONS OF GRAPES PURCHASED FOR WINE, CONCENTRATE, JUICE, VINEGAR, AND BEVERAGE BRANDY, BY CALIFORNIA PROCESSORS FROM THE 1988 CROP BY TYPE, VARIETY, AND REPORTING DISTRICT WHERE GROWN, WITH COMPARISONS (CONT'D.)

TYPE AND VARIETY	1	2	3	4	5	6	7	8	9	10
	TONS									
WINE GRAPES (RED):										
ALEATICO	.0	.0	.0	.0	.0	.0	.0	.0	.0	.0
ALICANTE BOUSCHET	.0	.0	75.2	.0	.0	.0	.0	.0	.0	.0
BARBERA	37.0	.0	141.5	.0	4.9	3.3	.0	456.6	.0	37.3
BLACK MALVOISIE	.0	.0	2.0	.0	.0	.0	.0	.0	.0	.0
CABERNET FRANC	62.6	60.6	542.2	1,107.8	.0	.0	3.1	287.4	.0	30.8
CABERNET SAUVIGNON	1,908.9	2,124.6	8,284.1	11,922.6	668.0	95.4	5,638.3	4,264.2	425.3	177.0
CARIGNANE	3,505.8	.0	854.0	59.2	150.3	34.2	7.5	13.0	3.5	.0
CARMINE	.0	.0	.0	1.0	.0	.0	.0	.0	.0	5.2
CARNELIAN	.0	.0	.0	.0	.0	.0	.0	.0	.0	.0
CENTURIAN	.0	.0	.0	.0	.0	.0	.0	.0	.0	.0
CHARBONO	12.4	.0	.0	117.3	.0	.0	.0	.0	.0	8.3
EARLY BURGUNDY	.0	.0	39.1	23.5	30.4	.0	422.1	.0	.0	.0
GAMAY (NAPA)	148.0	174.2	540.5	1,216.9	687.4	.0	1,407.6	453.9	.0	.0
GAMAY BEAUJOLAIS	919.1	28.0	463.4	484.6	.0	.0	285.9	86.8	.0	.0
GRAND NOIR	.0	.0	.0	.0	.0	.0	.0	.0	.0	.0
GRENACHE	29.9	.0	15.2	7.8	.0	20.7	349.3	.0	856.6	6.3
MALBEC	.0	.0	4.6	10.0	.0	.0	.0	.0	.0	.0
MATARO	.0	.0	.0	1.2	.0	180.0	.0	.0	8.0	.0
MERLOT	63.7	128.3	1,193.4	1,592.8	.0	30.9	205.9	401.2	.4	7.8
MEUNIER	.0	.0	43.5	86.2	.0	.0	.0	.0	.0	.0
MISSION	.0	.0	.0	.0	.0	1.9	.0	.0	.0	25.8
MUSCAT HAMBURG	.0	.0	.0	.0	.0	.4	10.4	.0	.0	7.5
NEBBIOLO	.8	.0	.0	.8	.0	.0	.0	34.6	.0	.7
PETITE SIRAH	1,153.7	14.2	465.5	700.5	306.2	31.1	3,317.1	372.7	126.2	32.7
PETITE VERDOT	.0	.0	12.3	1.4	.0	.0	.0	.0	.0	.0
PFEFFER CABERNET	.0	.0	.0	.0	.0	.0	17.9	.0	.0	.0
PINOT NOIR	1,175.2	.7	8,194.9	6,700.2	48.1	214.1	3,165.2	2,382.8	4.1	4.6
PINOT ST GEORGE	.0	.0	5.7	34.7	.0	.0	.0	.0	.0	.0
REFOSCO/MONDEUSE	10.6	.0	3.2	.0	.0	.0	51.6	.0	.0	.0
ROYALTY	.0	.0	.0	.0	.0	.0	.0	.0	.0	.0
RUBIRED	.0	.0	.0	.0	.0	.0	.0	.0	.0	.0
RUBY CABERNET	.0	.0	15.6	.0	.0	.0	.0	.0	.0	.6
SALVADOR	.0	.0	.0	.0	.0	21.9	.0	.0	.0	.0
SANGIOVETO	.0	.0	.0	2.2	.0	.0	.0	.0	.0	.0
SOUZAO	.0	.0	.0	.0	.0	.0	.0	.0	.0	4.2
ST MACAIRE	.0	.0	.0	.0	.0	.0	.0	.0	.0	.0
SYRAH/FRENCH SYRAH-SHIRAZ	28.1	.0	24.6	12.9	.0	.0	6.2	71.0	.0	2.5
TINTA CAO	.0	.0	.0	.0	.0	.0	.0	.0	.0	5.8
TINTA MADEIRA	.0	.0	.0	.0	.0	.0	.0	.0	.0	.0
TOURIGA	.0	.0	.0	.0	.0	.0	.0	.0	.0	1.0
VALDEPENAS	.0	.0	.0	.0	.0	.0	.0	.0	.0	.0
VERDELHO	.0	.0	.0	.0	.0	.0	.0	.0	.0	.7
ZINFANDEL	5,507.8	805.6	13,106.8	6,459.5	374.8	1,459.0	11,526.3	6,043.6	305.5	4,303.1
OTHER RED A/	16.9	.0	141.5	34.8	.0	9.1	1.0	.0	24.1	23.8
TOTAL RED	14,580.5	3,336.2	34,168.8	30,577.9	2,270.1	2,102.0	26,415.4	14,867.8	1,753.7	4,685.7
TOTAL WINE	26,405.6	5,384.4	75,008.9	65,478.8	3,552.8	4,381.1	102,999.0	40,495.7	4,629.0	5,808.6
TOTAL ALL VARIETIES	26,405.6	5,384.4	75,008.9	65,478.8	3,552.8	4,384.0	102,999.0	40,495.7	4,652.0	5,808.6

TABLE 4: TONS OF GRAPES PURCHASED FOR WINE, CONCENTRATE, JUICE, VINEGAR, AND BEVERAGE BRANDY, BY CALIFORNIA PROCESSORS FROM THE 1988 CROP BY TYPE, VARIETY, AND REPORTING DISTRICT WHERE GROWN, WITH COMPARISONS (CONT'D.)

TYPE AND VARIETY	11	12	13	14	15	16	17	1988 STATE TOTAL	1987 STATE TOTAL
	TONS								
WINE GRAPES (RED):									
ALEATICO	.0	.0	431.5	.0	.0	.0	.0	431.5	298.5
ALICANTE BOUSCHET	23.7	.0	1,126.8	677.0	175.0	.0	.0	2,077.7	589.0
BARBERA	684.3	14,027.0	59,374.9	11,616.2	.0	.0	.0	86,383.0	66,506.4
BLACK MALVOISIE	6.5	.0	102.6	272.8	.0	.0	.0	383.9	87.4
CABERNET FRANC	.0	.0	.0	.0	.0	.0	.0	2,094.5	1,434.5
CABERNET SAUVIGNON	7,374.0	4,741.3	92.7	5,009.5	.0	260.9	1,044.5	54,031.3	50,354.5
CARIGNANE	17,166.6	17,218.4	29,084.0	5,298.1	.0	93.2	.0	73,487.8	55,203.2
CARMINE	.0	.0	243.1	.0	.0	.0	.0	249.3	160.4
CARNELIAN	241.3	599.7	6,675.0	2,361.4	.0	.0	.0	9,877.4	6,379.5
CENTURIAN	63.8	.0	5,708.0	.0	.0	.0	.0	5,771.8	6,047.4
CHARBONO	.0	.0	.0	.0	.0	.0	.0	138.0	133.5
EARLY BURGUNDY	.0	.0	.0	.0	.0	.0	.0	515.1	480.2
GAMAY (NAPA)	1,001.0	.0	.0	1,290.8	.0	22.0	237.2	7,179.5	7,903.1
GAMAY BEAUJOLAIS	.0	.0	.0	.0	.0	12.0	.0	2,279.8	3,663.7
GRAND NOIR	.0	.0	.0	.0	.0	.0	.0	.0	4.9
GRENACHE	2,498.1	11,100.9	50,953.6	25,696.9	642.6	.0	.0	92,177.9	99,914.2
MALBEC	.0	235.5	.0	.0	.0	.0	.0	250.1	300.9
MATARO	.0	.0	.0	.0	26.0	.0	.0	215.2	281.5
MERLOT	643.2	23.5	.0	.0	.0	6.3	709.3	5,006.7	4,745.9
MEUNIER	.0	.0	.0	.0	.0	.0	.0	129.7	57.9
MISSION	329.0	2,715.5	2,230.4	.0	1,336.2	.0	.0	6,638.8	5,498.4
MUSCAT HAMBURG	6.0	72.7	.0	.0	.0	.0	.0	97.0	35.0
NEBBIOLO	.0	41.5	.0	.0	.0	.0	.0	78.4	34.0
PETITE SIRAH	1,051.1	1,128.5	124.4	398.6	.0	3.7	332.8	9,559.0	7,410.3
PETITE VERDOT	.0	.0	.0	.0	.0	.0	.0	13.7	9.4
PFEFFER CABERNET	.0	.0	.0	.0	.0	.0	.0	17.9	28.4
PINOT NOIR	.0	.0	.0	.0	.0	.0	.0	21,889.9	24,583.3
PINOT ST GEORGE	.0	.0	.0	.0	.0	.0	.0	40.4	138.5
REFOSCO/MONDEUSE	.0	.0	.0	.0	.0	.0	.0	65.4	25.9
ROYALTY	29.6	258.3	3,344.7	2,219.0	.0	.0	.0	5,851.6	5,361.8
RUBIRED	446.1	3,872.8	30,854.6	22,854.8	.0	.0	.0	58,028.3	48,085.3
RUBY CABERNET	396.0	16,486.7	23,392.4	9,428.1	.0	.0	.0	49,719.4	40,216.5
SALVADOR	.0	31.8	554.0	6,125.4	6.2	.0	.0	6,739.3	5,986.6
SANGIOVETO	.0	.0	.0	.0	.0	.0	.0	2.2	.0
SOUZAO	.0	.0	92.2	.0	.0	.0	.0	96.4	43.6
ST MACAIRE	.0	268.0	.0	.0	.0	.0	.0	268.0	192.1
SYRAH/FRENCH SYRAH-SHIRAZ	.0	.0	.0	.0	.0	.0	.0	145.3	167.8
TINTA CAO	.0	.0	.0	.0	.0	.0	.0	5.8	2.2
TINTA MADEIRA	.0	98.3	152.2	.0	.0	.0	.0	250.5	287.3
TOURIGA	.0	.0	.0	.0	.0	.0	.0	1.0	2.1
VALDEPENAS	22.7	1,222.2	23.0	.0	.0	.0	.0	1,267.9	1,709.0
VERDELHO	.0	.0	.0	.0	.0	.0	.0	.7	1.3
ZINFANDEL	68,148.4	25,524.2	4,502.4	1,360.1	3,627.8	527.4	1,418.8	155,001.1	130,064.3
OTHER RED A/	55.3	1,053.3	177.7	292.9	704.6	.0	.0	2,535.0	3,600.9
TOTAL RED	100,186.7	100,720.1	219,240.2	94,901.6	6,518.4	925.5	3,742.6	660,993.2	578,030.6
TOTAL WINE	178,981.2	284,741.2	742,047.2	329,393.1	8,060.1	4,375.1	16,723.9	1,898,465.7	1,699,231.6
TOTAL ALL VARIETIES	334,419.0	298,748.3	996,132.6	418,991.5	8,211.5	4,416.6	16,723.9	2,411,813.2	2,183,956.4

A/ OTHER CATEGORIES INCLUDE MINOR VARIETIES AS WELL AS MIXED VARIETIES.

TABLE 5: WEIGHTED AVERAGE DEGREES BRIX FOR ALL GRAPES PURCHASED FOR WINE, CONCENTRATE, JUICE, VINEGAR, AND BEVERAGE BRANDY BY CALIFORNIA PROCESSORS FROM THE 1988 CROP BY TYPE, VARIETY, AND REPORTING DISTRICT WHERE GROWN, WITH COMPARISONS

TYPE AND VARIETY	1	2	3	4	5	6	7	8	9	10	11	12	13	14	15	16	17	1988 STATE TOTAL	1987 STATE TOTAL
	DEGREES BRIX																		
RAISIN GRAPES:																			
BLACK CORINTH (ZANTES)	.0	.0	.0	.0	.0	.0	.0	.0	.0	.0	.0	.0	.0	.0	.0	.0	.0	.0	25.6
FIESTA	.0	.0	.0	.0	.0	.0	.0	.0	.0	.0	.0	.0	.0	.0	.0	.0	.0	.0	20.9
MUSCATS	.0	.0	.0	.0	.0	.0	.0	.0	.0	.0	22.2	.0	20.9	21.7	.0	19.9	.0	21.2	22.4
SULTANAS	.0	.0	.0	.0	.0	.0	.0	.0	.0	.0	.0	.0	20.4	22.0	.0	.0	.0	21.5	21.3
THOMPSON SEEDLESS	.0	.0	.0	.0	.0	.0	.0	.0	.0	.0	21.0	20.2	20.7	20.7	.0	.0	.0	20.7	21.1
PACKINGHOUSE CULLS	.0	.0	.0	.0	.0	.0	.0	.0	.0	.0	.0	9.7	21.0	.0	.0	.0	.0	20.3	20.5
TOTAL RAISIN	.0	.0	.0	.0	.0	.0	.0	.0	.0	.0	22.0	20.2	20.7	21.0	.0	19.9	.0	20.8	21.2
TABLE GRAPES:																			
ALMERIA	.0	.0	.0	.0	.0	.0	.0	.0	.0	.0	.0	.0	.0	.0	.0	.0	.0	.0	19.9
BEAUTY SDLS/BLK BEAUTY	.0	.0	.0	.0	.0	.0	.0	.0	.0	.0	21.8	.0	.0	.0	.0	.0	.0	21.8	.0
BLACK HAMBURG	.0	.0	.0	.0	.0	.0	.0	.0	.0	.0	.0	.0	.0	.0	.0	.0	.0	.0	23.7
BLACK MONUKKA	.0	.0	.0	.0	.0	.0	.0	.0	.0	.0	.0	.0	20.4	.0	.0	.0	.0	20.4	21.9
BLACK PRINCE/ROSE OF PERU	.0	.0	.0	.0	.0	.0	.0	.0	.0	.0	23.9	.0	.0	.0	20.0	.0	.0	21.3	23.4
BLUSH SEEDLESS	.0	.0	.0	.0	.0	.0	.0	.0	.0	.0	.0	.0	.0	.0	.0	.0	.0	.0	17.2
CALMERIA	.0	.0	.0	.0	.0	.0	.0	.0	.0	.0	.0	.0	19.4	20.7	.0	.0	.0	20.5	20.8
CARDINAL	.0	.0	.0	.0	.0	.0	.0	.0	.0	.0	.0	.0	.0	19.9	.0	.0	.0	19.9	20.2
CHRISTMAS ROSE	.0	.0	.0	.0	.0	.0	.0	.0	.0	.0	.0	.0	18.9	19.6	.0	.0	.0	19.0	20.9
CONCORD	.0	.0	.0	.0	.0	.0	.0	.0	18.0	.0	.0	.0	.0	.0	.0	.0	.0	18.0	19.5
EMPERATRIZ	.0	.0	.0	.0	.0	.0	.0	.0	.0	.0	.0	.0	19.0	18.9	.0	.0	.0	18.9	15.8
EMPEROR	.0	.0	.0	.0	.0	.0	.0	.0	.0	.0	.0	.0	17.0	17.2	.0	.0	.0	17.1	18.5
EXOTIC	.0	.0	.0	.0	.0	.0	.0	.0	.0	.0	.0	.0	20.7	17.8	.0	.0	.0	19.0	19.8
FLAME SEEDLESS	.0	.0	.0	.0	.0	.0	.0	.0	.0	.0	22.0	25.2	22.2	22.1	.0	.0	.0	22.2	22.5
ITALIA	.0	.0	.0	.0	.0	.0	.0	.0	.0	.0	.0	.0	19.2	20.6	.0	.0	.0	20.4	19.7
NIABELL	.0	.0	.0	.0	.0	.0	.0	.0	.0	.0	.0	.0	.0	.0	.0	.0	.0	.0	19.8
PERLETTE	.0	.0	.0	.0	.0	.0	.0	.0	.0	.0	.0	.0	.0	17.0	.0	.0	.0	17.0	21.9
QUEEN	.0	.0	.0	.0	.0	.0	.0	.0	.0	.0	.0	.0	19.1	20.7	.0	.0	.0	19.7	19.6
RED GLOBE/ROSE-ITO	.0	.0	.0	.0	.0	.0	.0	.0	.0	.0	.0	.0	17.4	.0	.0	.0	.0	17.4	20.3
RED MALAGA	.0	.0	.0	.0	.0	.0	.0	.0	.0	.0	.0	.0	17.9	.0	20.0	.0	.0	18.2	20.0
RIBIER	.0	.0	.0	.0	.0	.0	.0	.0	.0	.0	20.4	18.6	19.6	19.9	.0	.0	.0	19.7	19.8
RUBY SEEDLESS/KING RUBY	.0	.0	.0	.0	.0	.0	.0	.0	.0	.0	.0	.0	22.0	22.2	.0	.0	.0	22.0	23.3
SCARLET	.0	.0	.0	.0	.0	.0	.0	.0	.0	.0	.0	.0	.0	.0	.0	.0	.0	.0	20.5
SUPERIOR SEEDLESS	.0	.0	.0	.0	.0	.0	.0	.0	.0	.0	.0	.0	.0	18.2	.0	.0	.0	18.2	18.9
TOKAY	.0	.0	.0	.0	.0	23.8	.0	.0	.0	.0	15.9	.0	.0	.0	.0	.0	.0	15.9	17.3
WHITE MALAGA	.0	.0	.0	.0	.0	.0	.0	.0	.0	.0	.0	.0	18.9	18.0	22.5	.0	.0	18.5	20.3
PACKINGHOUSE CULLS	.0	.0	.0	.0	.0	.0	.0	.0	.0	.0	.0	.0	20.0	.0	.0	.0	.0	20.0	.0
OTHER TABLE A/	.0	.0	.0	.0	.0	23.0	.0	.0	.0	.0	22.2	.0	21.2	.0	.0	.0	.0	21.2	20.0
TOTAL TABLE	.0	.0	.0	.0	.0	23.5	.0	.0	18.0	.0	15.9	20.3	19.6	18.7	20.1	.0	.0	16.9	18.0
WINE GRAPES (WHITE):																			
BURGER	17.7	.0	18.3	21.5	.0	.0	.0	.0	.0	.0	16.0	15.9	16.6	15.4	17.8	.0	21.0	15.9	16.0
CHARDONNAY	22.3	23.2	22.3	22.5	22.3	22.2	22.8	22.6	22.8	23.0	21.7	22.0	20.3	19.9	.0	21.5	21.6	22.4	22.5
CHENIN BLANC	21.0	20.7	21.9	21.0	20.8	20.1	20.8	21.7	20.1	20.7	20.2	20.2	19.6	19.4	.0	20.7	20.2	19.9	19.9
EMERALD RIESLING	.0	.0	.0	.0	.0	.0	20.0	.0	.0	.0	20.9	21.9	18.5	19.1	.0	.0	.0	19.0	20.7
FEHER SZAGOS	.0	.0	.0	.0	.0	.0	.0	.0	.0	.0	.0	.0	21.4	.0	.0	.0	.0	21.4	18.7
FLORA	18.7	.0	.0	19.5	.0	.0	24.8	.0	.0	.0	.0	.0	.0	.0	.0	.0	.0	22.5	18.5
FOLLE BLANCHE	.0	.0	.0	.0	.0	22.8	.0	.0	.0	.0	.0	.0	19.5	.0	.0	.0	.0	20.2	.0
FRENCH COLOMBARD	20.9	.0	20.6	21.6	21.5	21.3	20.9	20.5	20.8	21.0	20.8	20.6	20.1	19.3	.0	.0	20.6	20.1	20.7
GEWURZTRAMINER	22.1	.0	22.4	21.6	21.5	22.4	21.2	21.0	20.8	21.5	.0	21.0	.0	.0	.0	.0	.0	21.5	21.8
GRAY RIESLING	22.4	.0	20.4	22.9	23.4	20.0	20.2	20.0	.0	.0	21.8	.0	19.4	.0	.0	.0	20.1	20.4	20.6
GREEN HUNGARIAN	18.3	.0	18.3	19.9	.0	.0	.0	18.2	.0	.0	.0	17.0	.0	16.1	.0	.0	.0	17.9	19.0
KLEINBERGER	.0	.0	21.4	.0	.0	.0	.0	.0	.0	.0	.0	.0	.0	.0	.0	.0	.0	21.4	21.4
MALVASIA BIANCA	.0	.0	.0	20.8	.0	.0	20.6	.0	.0	.0	.0	18.5	21.0	19.8	23.5	.0	.0	19.7	21.4
MUSCAT BLANC/M CANELLI	24.0	20.9	23.6	22.7	.0	.0	19.5	21.9	.0	23.3	21.2	.0	20.5	20.5	23.0	21.3	.0	20.7	20.8
MUSCAT ORANGE	.0	.0	.0	.0	.0	.0	.0	.0	.0	22.2	23.2	.0	19.9	.0	.0	.0	.0	20.7	21.6
PALOMINO/G CHASSELAS	18.0	.0	21.2	20.5	.0	20.0	.0	.0	.0	.0	18.9	19.2	19.4	18.8	22.0	19.9	.0	19.5	20.1
PINOT BLANC	.0	.0	20.1	20.0	.0	19.9	20.6	19.6	19.0	.0	.0	17.3	.0	.0	.0	21.1	.0	20.3	21.2
SAUVIGNON BLANC	22.5	21.6	22.5	22.4	23.0	21.6	21.3	22.2	22.2	22.5	21.4	21.2	19.8	18.7	.0	21.9	22.4	21.8	22.0
SAUVIGNON MOSQUE	.0	.0	.0	22.2	.0	.0	23.0	.0	.0	.0	.0	.0	.0	.0	.0	.0	.0	22.9	21.6
SAUVIGNON VERT	20.2	.0	21.4	.0	.0	.0	.0	19.9	.0	.0	.0	.0	.0	.0	.0	.0	.0	20.7	21.3
SEMILLON	21.3	20.2	21.9	21.0	21.6	21.8	21.6	21.4	.0	20.0	20.1	20.0	18.2	20.3	.0	21.9	20.6	20.2	20.4
ST. EMILION (UGNI BLANC)	.0	.0	22.3	.0	.0	.0	.0	.0	.0	.0	.0	.0	21.3	20.8	.0	.0	.0	21.2	20.5
SYLVANER	.0	.0	22.0	22.4	.0	19.1	21.2	24.6	.0	.0	.0	.0	.0	17.7	.0	.0	.0	20.3	20.4
SYMPHONY	.0	.0	17.9	.0	.0	.0	.0	.0	19.2	.0	20.8	20.0	.0	.0	.0	.0	.0	18.5	21.5
WHITE RIESLING	21.6	20.5	21.4	20.7	21.7	22.3	20.9	20.6	26.0	21.9	20.0	.0	.0	.0	.0	22.4	.0	20.9	21.3
OTHER WHITE A/	19.4	.0	20.1	19.4	.0	20.6	.0	.0	.0	21.9	21.4	19.7	18.5	19.4	18.0	.0	.0	19.0	20.8
TOTAL WHITE	21.7	21.6	21.9	22.2	21.9	21.3	21.2	22.0	21.4	22.1	19.8	20.3	20.0	19.2	20.5	21.6	20.8	20.2	20.6

TABLE 5: WEIGHTED AVERAGE DEGREES BRIX FOR ALL GRAPES PURCHASED FOR WINE, CONCENTRATE, JUICE, VINEGAR, AND BEVERAGE BRANDY BY CALIFORNIA PROCESSORS FROM THE 1988 CROP BY TYPE, VARIETY, AND REPORTING DISTRICT WHERE GROWN, WITH COMPARISONS (CONT'D.)

TYPE AND VARIETY	1	2	3	4	5	6	7	8	9	10	11	12	13	14	15	16	17	1988 STATE TOTAL	1987 STATE TOTAL
	DEGREES BRIX																		
WINE GRAPES (RED):																			
ALEATICO	.0	.0	.0	.0	.0	.0	.0	.0	.0	.0	.0	.0	21.2	.0	.0	.0	.0	21.2	21.0
ALICANTE BOUSCHET	.0	.0	21.2	.0	.0	.0	.0	.0	.0	.0	21.0	.0	21.5	19.6	21.2	.0	.0	20.8	23.1
BARBERA	23.7	.0	23.4	.0	24.0	23.5	.0	22.8	.0	23.2	22.7	22.2	21.5	20.4	.0	.0	.0	21.5	22.2
BLACK MALVOISIE	.0	.0	24.0	.0	.0	.0	.0	.0	.0	.0	23.4	.0	21.9	19.5	.0	.0	.0	20.2	21.9
CABERNET FRANC	22.0	22.2	22.5	22.7	.0	.0	23.0	22.3	.0	22.3	.0	.0	.0	.0	.0	.0	.0	22.6	23.0
CABERNET SAUVIGNON	22.1	22.5	23.0	22.6	22.3	22.7	22.6	22.5	22.8	23.1	22.6	22.6	20.6	21.4	.0	21.9	22.5	22.5	22.8
CARIGNANE	21.9	.0	22.8	21.3	22.5	23.6	23.0	21.2	20.0	.0	22.4	21.6	21.3	22.2	.0	20.4	.0	21.7	22.5
CARMINE	.0	.0	.0	23.1	.0	.0	.0	.0	.0	22.3	.0	.0	21.9	.0	.0	.0	.0	21.9	22.6
CARNELIAN	.0	.0	.0	.0	.0	.0	.0	.0	.0	.0	25.7	21.8	21.8	22.4	.0	.0	.0	22.0	24.0
CENTURIAN	.0	.0	.0	.0	.0	.0	.0	.0	.0	.0	22.0	.0	24.0	.0	.0	.0	.0	24.0	22.1
CHARBONO	20.0	.0	.0	21.3	.0	.0	.0	.0	.0	21.7	.0	.0	.0	.0	.0	.0	.0	21.2	21.2
EARLY BURGUNDY	.0	.0	22.3	21.2	23.4	.0	22.8	.0	.0	.0	.0	.0	.0	.0	.0	.0	.0	22.7	22.3
GAMAY (NAPA)	20.3	21.0	21.7	21.1	20.7	.0	19.6	20.5	.0	.0	20.0	.0	.0	17.8	.0	18.8	20.8	20.0	20.5
GAMAY BEAUJOLAIS	22.5	22.0	21.3	21.9	.0	.0	19.5	23.6	.0	.0	.0	.0	.0	.0	.0	20.5	.0	21.8	21.6
GRAND NOIR	.0	.0	.0	.0	.0	.0	.0	.0	.0	.0	.0	.0	.0	.0	.0	.0	.0	.0	19.0
GRENACHE	22.0	.0	22.7	22.2	.0	23.2	22.7	.0	22.2	22.3	21.9	20.9	21.0	19.2	22.0	.0	.0	20.5	21.7
MALBEC	.0	.0	23.0	21.9	.0	.0	.0	.0	.0	.0	.0	25.9	.0	.0	.0	.0	.0	25.7	24.1
MATARO	.0	.0	.0	22.9	.0	23.0	.0	.0	21.5	.0	.0	.0	.0	.0	21.0	.0	.0	22.7	21.7
MERLOT	22.5	23.0	22.7	23.0	.0	22.2	23.1	22.4	22.0	23.4	23.8	24.0	.0	.0	.0	22.0	22.6	22.9	23.2
MEUNIER	.0	.0	19.0	18.8	.0	.0	.0	.0	.0	.0	.0	.0	.0	.0	.0	.0	.0	18.9	18.1
MISSION	.0	.0	.0	.0	.0	23.0	.0	.0	.0	24.0	23.4	23.3	23.4	.0	21.5	.0	.0	23.0	23.7
MUSCAT HAMBURG	.0	.0	.0	.0	.0	23.0	22.0	.0	.0	21.9	22.0	22.5	.0	.0	.0	.0	.0	22.3	24.1
NEBBIOLO	23.0	.0	.0	24.0	.0	.0	.0	21.9	.0	22.0	.0	22.6	.0	.0	.0	.0	.0	22.3	24.0
PETITE SIRAH	22.2	21.6	22.6	22.7	22.4	23.0	22.6	21.2	22.1	22.4	22.7	22.1	22.7	19.4	.0	23.8	22.8	22.3	23.3
PETITE VERDOT	.0	.0	22.6	21.9	.0	.0	.0	.0	.0	.0	.0	.0	.0	.0	.0	.0	.0	22.6	22.9
PFEFFER CABERNET	.0	.0	.0	.0	.0	.0	22.3	.0	.0	.0	.0	.0	.0	.0	.0	.0	.0	22.3	23.2
PINOT NOIR	21.5	23.0	20.0	19.8	23.2	20.8	20.6	21.4	19.5	21.8	.0	.0	.0	.0	.0	.0	.0	20.3	20.0
PINOT ST GEORGE	.0	.0	23.6	15.7	.0	.0	.0	.0	.0	.0	.0	.0	.0	.0	.0	.0	.0	16.8	19.9
REFOSCO/MONDEUSE	21.2	.0	21.5	.0	.0	.0	21.3	.0	.0	.0	.0	.0	.0	.0	.0	.0	.0	21.3	20.8
ROYALTY	.0	.0	.0	.0	.0	.0	.0	.0	.0	.0	21.5	22.1	22.5	21.0	.0	.0	.0	21.9	23.0
RUBIRED	.0	.0	.0	.0	.0	.0	.0	.0	.0	.0	20.5	22.0	22.4	22.2	.0	.0	.0	22.3	22.3
RUBY CABERNET	.0	.0	21.9	.0	.0	.0	.0	.0	.0	24.5	25.9	22.3	22.9	22.6	.0	.0	.0	22.7	22.9
SALVADOR	.0	.0	.0	.0	.0	21.5	.0	.0	.0	.0	.0	22.6	22.4	20.0	19.0	.0	.0	20.2	21.1
SANGIOVETO	.0	.0	.0	22.1	.0	.0	.0	.0	.0	.0	.0	.0	.0	.0	.0	.0	.0	22.1	.0
SOUZAO	.0	.0	.0	.0	.0	.0	.0	.0	.0	22.4	.0	.0	21.8	.0	.0	.0	.0	21.8	23.9
ST MACAIRE	.0	.0	.0	.0	.0	.0	.0	.0	.0	.0	.0	22.5	.0	.0	.0	.0	.0	22.5	21.8
SYRAH/FRENCH SYRAH-SHIRAZ	21.0	.0	23.9	22.9	.0	.0	23.5	22.9	.0	23.6	.0	.0	.0	.0	.0	.0	.0	22.7	23.0
TINTA CAO	.0	.0	.0	.0	.0	.0	.0	.0	.0	22.8	.0	.0	.0	.0	.0	.0	.0	22.8	23.3
TINTA MADEIRA	.0	.0	.0	.0	.0	.0	.0	.0	.0	.0	.0	20.6	20.1	.0	.0	.0	.0	20.3	21.5
TOURIGA	.0	.0	.0	.0	.0	.0	.0	.0	.0	22.6	.0	.0	.0	.0	.0	.0	.0	22.6	22.1
VALDEPENAS	.0	.0	.0	.0	.0	.0	.0	.0	.0	.0	22.0	22.0	21.3	.0	.0	.0	.0	21.9	22.7
VERDELHO	.0	.0	.0	.0	.0	.0	.0	.0	.0	22.6	.0	.0	.0	.0	.0	.0	.0	22.6	22.5
ZINFANDEL	19.8	20.5	20.7	20.0	19.4	21.6	20.4	19.2	18.6	21.1	19.0	18.0	16.8	18.6	18.5	17.8	18.5	19.2	19.0
OTHER RED A/	22.9	.0	22.5	22.3	.0	22.2	23.2	.0	20.0	21.2	21.5	22.7	22.6	18.6	20.5	.0	.0	21.5	20.7
TOTAL RED	21.1	22.0	21.3	21.4	21.4	21.8	21.2	20.9	21.7	21.2	20.1	21.0	21.6	20.8	19.8	19.4	20.9	21.1	21.5
TOTAL WINE	21.4	21.8	21.7	21.8	21.6	21.5	21.2	21.6	21.5	21.4	20.0	20.6	20.5	19.7	19.9	21.1	20.8	20.5	20.9
TOTAL ALL VARIETIES	21.4	21.8	21.7	21.8	21.6	21.5	21.2	21.6	21.5	21.4	18.1	20.5	20.5	19.8	19.9	21.1	20.8	20.2	20.8

A/ OTHER CATEGORIES INCLUDE MINOR VARIETIES AS WELL AS MIXED VARIETIES.

TABLE 6: WEIGHTED AVERAGE GROWER RETURNS PER TON DELIVERED BASIS PURCHASED FOR WINE, CONCENTRATE, JUICE, VINEGAR, AND BEVERAGE BRANDY BY CALIFORNIA PROCESSORS FROM THE 1988 CROP BY TYPE, VARIETY, AND REPORTING DISTRICT WHERE GROWN, WITH COMPARISONS

TYPE AND VARIETY	1	2	3	4	5	6	7	8	9	10
	DOLLARS									
RAISIN GRAPES:										
BLACK CORINTH (ZANTES)	.00	.00	.00	.00	.00	.00	.00	.00	.00	.00
FIESTA	.00	.00	.00	.00	.00	.00	.00	.00	.00	.00
MUSCATS	.00	.00	.00	.00	.00	.00	.00	.00	.00	.00
SULTANAS	.00	.00	.00	.00	.00	.00	.00	.00	.00	.00
THOMPSON SEEDLESS	.00	.00	.00	.00	.00	.00	.00	.00	.00	.00
PACKINGHOUSE CULLS	.00	.00	.00	.00	.00	.00	.00	.00	.00	.00
TOTAL RAISIN	.00	.00	.00	.00	.00	.00	.00	.00	.00	.00
TABLE GRAPES:										
ALMERIA	.00	.00	.00	.00	.00	.00	.00	.00	.00	.00
BEAUTY SDLS/BLK BEAUTY	.00	.00	.00	.00	.00	.00	.00	.00	.00	.00
BLACK HAMBURG	.00	.00	.00	.00	.00	.00	.00	.00	.00	.00
BLACK MONUKKA	.00	.00	.00	.00	.00	.00	.00	.00	.00	.00
BLACK PRINCE/ROSE OF PERU	.00	.00	.00	.00	.00	.00	.00	.00	.00	.00
BLUSH SEEDLESS	.00	.00	.00	.00	.00	.00	.00	.00	.00	.00
CALMERIA	.00	.00	.00	.00	.00	.00	.00	.00	.00	.00
CARDINAL	.00	.00	.00	.00	.00	.00	.00	.00	.00	.00
CHRISTMAS ROSE	.00	.00	.00	.00	.00	.00	.00	.00	.00	.00
CONCORD	.00	.00	.00	.00	.00	.00	.00	.00	250.00	.00
EMPERATRIZ	.00	.00	.00	.00	.00	.00	.00	.00	.00	.00
EMPEROR	.00	.00	.00	.00	.00	.00	.00	.00	.00	.00
EXOTIC	.00	.00	.00	.00	.00	.00	.00	.00	.00	.00
FLAME SEEDLESS	.00	.00	.00	.00	.00	.00	.00	.00	.00	.00
ITALIA	.00	.00	.00	.00	.00	.00	.00	.00	.00	.00
NIABELL	.00	.00	.00	.00	.00	.00	.00	.00	.00	.00
PERLETTE	.00	.00	.00	.00	.00	.00	.00	.00	.00	.00
QUEEN	.00	.00	.00	.00	.00	.00	.00	.00	.00	.00
RED GLOBE/ROSE-ITO	.00	.00	.00	.00	.00	.00	.00	.00	.00	.00
RED MALAGA	.00	.00	.00	.00	.00	.00	.00	.00	.00	.00
RIBIER	.00	.00	.00	.00	.00	.00	.00	.00	.00	.00
RUBY SEEDLESS/KING RUBY	.00	.00	.00	.00	.00	.00	.00	.00	.00	.00
SCARLET	.00	.00	.00	.00	.00	.00	.00	.00	.00	.00
SUPERIOR SEEDLESS	.00	.00	.00	.00	.00	.00	.00	.00	.00	.00
TOKAY	.00	.00	.00	.00	.00	125.00	.00	.00	.00	.00
WHITE MALAGA	.00	.00	.00	.00	.00	.00	.00	.00	.00	.00
PACKINGHOUSE CULLS	.00	.00	.00	.00	.00	.00	.00	.00	.00	.00
OTHER TABLE A/	.00	.00	.00	.00	.00	1,200.00	.00	.00	.00	.00
TOTAL TABLE	.00	.00	.00	.00	.00	495.69	.00	.00	250.00	.00
WINE GRAPES (WHITE):										
BURGER	300.00	.00	284.06	300.00	.00	.00	.00	.00	.00	.00
CHARDONNAY	1,117.47	824.35	1,121.81	1,292.00	713.49	1,226.40	1,157.10	1,131.84	737.13	842.35
CHENIN BLANC	417.46	337.75	373.27	441.64	271.36	389.76	326.47	320.67	204.77	324.31
EMERALD RIESLING	.00	.00	.00	.00	.00	.00	144.77	.00	.00	.00
FEHER SZAGOS	.00	.00	.00	.00	.00	.00	.00	.00	.00	.00
FLORA	250.00	.00	.00	1,043.00	.00	.00	500.00	.00	.00	.00
FOLLE BLANCHE	.00	.00	.00	.00	.00	727.21	.00	.00	.00	.00
FRENCH COLOMBARD	300.88	.00	297.76	359.31	278.73	344.17	276.96	181.63	112.97	130.00
GEWURZTRAMINER	543.02	.00	542.18	499.22	300.00	652.68	428.12	410.91	1,000.00	546.75
GRAY RIESLING	397.87	.00	321.28	385.00	400.00	300.00	282.78	326.00	.00	.00
GREEN HUNGARIAN	323.12	.00	300.00	270.68	.00	.00	.00	296.43	.00	.00
KLEINBERGER	.00	.00	650.00	.00	.00	.00	.00	.00	.00	.00
MALVASIA BIANCA	.00	.00	.00	450.00	.00	.00	296.48	.00	.00	.00
MUSCAT BLANC/M CANELLI	600.00	550.00	711.74	888.11	.00	.00	295.26	467.21	.00	553.48
MUSCAT ORANGE	.00	.00	.00	.00	.00	.00	.00	.00	.00	696.00
PALOMINO/G CHASSELAS	300.00	.00	290.67	600.00	.00	150.00	.00	.00	.00	.00
PINOT BLANC	.00	.00	858.87	966.02	.00	693.86	660.25	820.40	850.00	.00
SAUVIGNON BLANC	610.17	563.39	673.85	687.33	376.82	631.24	450.62	522.08	357.34	437.53
SAUVIGNON MOSQUE	.00	.00	.00	801.67	.00	.00	402.36	.00	.00	.00
SAUVIGNON VERT	284.73	.00	292.91	.00	.00	.00	.00	325.39	.00	.00
SEMILLON	515.50	580.12	601.08	739.93	400.00	417.61	271.09	484.33	.00	419.34
ST. EMILION (UGNI BLANC)	.00	.00	650.00	.00	.00	.00	.00	.00	.00	.00
SYLVANER	.00	.00	353.13	500.00	.00	325.00	247.58	275.00	.00	.00
SYMPHONY	.00	.00	416.07	.00	.00	.00	.00	.00	300.00	.00
WHITE RIESLING	561.38	484.93	497.28	605.46	475.00	355.50	385.95	414.29	600.00	404.26
OTHER WHITE A/	336.83	.00	306.99	447.10	.00	215.38	.00	.00	.00	302.11
TOTAL WHITE	702.88	594.93	823.45	997.11	428.38	770.33	480.36	734.94	272.39	441.21

TABLE 6: WEIGHTED AVERAGE GROWER RETURNS PER TON DELIVERED BASIS PURCHASED FOR WINE, CONCENTRATE, JUICE, VINEGAR, AND BEVERAGE BRANDY BY CALIFORNIA PROCESSORS FROM THE 1988 CROP BY TYPE, VARIETY, AND REPORTING DISTRICT WHERE GROWN, WITH COMPARISONS (CONT'D)

TYPE AND VARIETY	11	12	13	14	15	16	17	1988 STATE TOTAL	1987 STATE TOTAL
	DOLLARS								
RAISIN GRAPES:									
BLACK CORINTH (ZANTES)	.00	.00	.00	.00	.00	.00	.00	.00	120.00
FIESTA	.00	.00	.00	.00	.00	.00	.00	.00	125.00
MUSCATS	125.00	.00	121.51	127.19	.00	207.67	.00	123.94	123.46
SULTANAS	.00	.00	113.63	100.00	.00	.00	.00	104.08	117.14
THOMPSON SEEDLESS	100.00	123.95	114.60	112.68	.00	.00	.00	114.78	122.45
PACKINGHOUSE CULLS	.00	60.00	90.00	.00	.00	.00	.00	88.16	100.00
TOTAL RAISIN	119.96	123.78	115.37	116.83	.00	207.67	.00	116.09	122.53
TABLE GRAPES:									
ALMERIA	.00	.00	.00	.00	.00	.00	.00	.00	90.00
BEAUTY SDLS/BLK BEAUTY	90.00	.00	.00	.00	.00	.00	.00	90.00	.00
BLACK HAMBURG	.00	.00	.00	.00	.00	.00	.00	.00	154.40
BLACK MONUKKA	.00	.00	115.00	.00	.00	.00	.00	115.00	124.64
BLACK PRINCE/ROSE OF PERU	125.00	.00	.00	.00	150.00	.00	.00	141.60	118.88
BLUSH SEEDLESS	.00	.00	.00	.00	.00	.00	.00	.00	70.00
CALMERIA	.00	.00	93.50	98.19	.00	.00	.00	97.56	101.07
CARDINAL	.00	.00	.00	71.54	.00	.00	.00	71.54	73.24
CHRISTMAS ROSE	.00	.00	94.83	88.41	.00	.00	.00	93.41	104.45
CONCORD	.00	.00	.00	.00	.00	.00	.00	250.00	350.00
EMPERATRIZ	.00	.00	95.05	80.69	.00	.00	.00	82.71	67.49
EMPEROR	.00	.00	84.04	77.41	.00	.00	.00	81.12	91.81
EXOTIC	.00	.00	93.94	90.00	.00	.00	.00	91.59	84.23
FLAME SEEDLESS	93.84	125.00	99.63	97.29	.00	.00	.00	99.00	93.59
ITALIA	.00	.00	76.74	102.08	.00	.00	.00	98.04	101.37
NIABELL	.00	.00	.00	.00	.00	.00	.00	.00	165.00
PERLETTE	.00	.00	.00	68.00	.00	.00	.00	68.00	108.06
QUEEN	.00	.00	95.40	103.60	.00	.00	.00	98.45	85.82
RED GLOBE/ROSE-ITO	.00	.00	84.76	.00	.00	.00	.00	84.76	101.55
RED MALAGA	.00	.00	75.95	.00	150.00	.00	.00	87.46	100.00
RIBIER	125.00	125.00	93.96	96.25	.00	.00	.00	95.91	96.67
RUBY SEEDLESS/KING RUBY	.00	.00	107.77	106.94	.00	.00	.00	107.68	106.42
SCARLET	.00	.00	.00	.00	.00	.00	.00	.00	225.00
SUPERIOR SEEDLESS	.00	.00	.00	71.88	.00	.00	.00	71.88	86.20
TOKAY	144.31	.00	.00	.00	.00	.00	.00	144.31	149.66
WHITE MALAGA	.00	.00	107.10	101.93	125.00	.00	.00	104.80	116.64
PACKINGHOUSE CULLS	.00	.00	100.00	.00	.00	.00	.00	100.00	.00
OTHER TABLE A/	150.00	.00	105.64	.00	.00	.00	.00	108.77	100.00
TOTAL TABLE	144.28	125.00	99.77	90.52	148.78	.00	.00	130.58	139.80
WINE GRAPES (WHITE):									
BURGER	162.04	190.00	161.28	175.00	142.75	.00	300.00	169.74	173.38
CHARDONNAY	638.20	826.40	521.02	719.52	.00	826.91	619.22	1,122.36	921.98
CHENIN BLANC	203.44	171.76	154.85	125.64	.00	323.99	248.58	181.22	172.28
EMERALD RIESLING	150.00	120.00	147.02	154.71	.00	.00	.00	151.82	146.75
FEHER SZAGOS	.00	.00	115.00	.00	.00	.00	.00	115.00	115.00
FLORA	.00	.00	.00	.00	.00	.00	.00	677.80	1,043.73
FOLLE BLANCHE	.00	.00	100.00	.00	.00	.00	.00	237.80	.00
FRENCH COLOMBARD	163.13	151.01	134.21	120.32	.00	.00	173.28	138.79	144.45
GEWURZTRAMINER	.00	400.00	.00	.00	.00	.00	.00	453.17	410.16
GRAY RIESLING	133.94	.00	137.50	.00	.00	.00	300.00	276.38	179.55
GREEN HUNGARIAN	.00	150.00	.00	100.00	.00	.00	.00	253.60	254.51
KLEINBERGER	.00	.00	.00	.00	.00	.00	.00	650.00	500.00
MALVASIA BIANCA	.00	191.77	174.37	122.37	150.00	.00	.00	189.50	188.23
MUSCAT BLANC/M CANELLI	250.70	.00	187.76	132.06	125.00	455.59	.00	258.21	266.74
MUSCAT ORANGE	312.41	.00	257.42	.00	.00	.00	.00	326.09	286.38
PALOMINO/G CHASSELAS	135.44	122.42	115.03	125.60	125.00	125.00	.00	118.87	124.64
PINOT BLANC	.00	325.00	.00	.00	.00	477.98	.00	690.08	489.89
SAUVIGNON BLANC	384.25	273.51	325.00	255.34	.00	429.71	340.35	474.22	413.52
SAUVIGNON MOSQUE	.00	.00	.00	.00	.00	.00	.00	429.93	395.77
SAUVIGNON VERT	.00	.00	.00	.00	.00	.00	.00	308.02	218.96
SEMILLON	348.30	335.35	150.19	110.73	.00	325.00	277.76	288.69	253.91
ST. EMILION (UGNI BLANC)	.00	.00	136.18	132.74	.00	.00	.00	137.43	135.59
SYLVANER	.00	.00	.00	100.00	.00	.00	.00	207.22	209.63
SYMPHONY	270.24	350.00	.00	.00	.00	.00	.00	388.90	436.39
WHITE RIESLING	228.69	.00	.00	.00	.00	392.25	.00	418.46	363.18
OTHER WHITE A/	75.00	88.09	83.36	97.43	125.00	.00	.00	92.84	130.07
TOTAL WHITE	214.03	170.60	140.53	126.62	132.26	537.20	266.43	237.66	225.99

A/ OTHER CATEGORIES INCLUDE MINOR VARIETIES AS WELL AS MIXED VARIETIES.

TABLE 6: WEIGHTED AVERAGE GROWER RETURNS PER TON DELIVERED BASIS PURCHASED FOR WINE, CONCENTRATE, JUICE, VINEGAR, AND BEVERAGE BRANDY BY CALIFORNIA PROCESSORS FROM THE 1988 CROP BY TYPE, VARIETY, AND REPORTING DISTRICT WHERE GROWN, WITH COMPARISONS (CONT'D)

TYPE AND VARIETY	1	2	3	4	5	6	7	8	9	10
	DOLLARS									
WINE GRAPES (RED):										
ALEATICO	.00	.00	.00	.00	.00	.00	.00	.00	.00	.00
ALICANTE BOUSCHET	.00	.00	392.75	.00	.00	.00	.00	.00	.00	.00
BARBERA	447.36	.00	517.68	.00	400.00	500.00	.00	185.26	.00	451.60
BLACK MALVOISIE	.00	.00	350.00	.00	.00	.00	.00	.00	.00	.00
CABERNET FRANC	778.71	795.19	966.25	1,229.24	.00	.00	1,000.00	639.26	.00	711.35
CABERNET SAUVIGNON	861.76	782.87	895.50	1,235.89	607.95	1,023.83	630.02	687.66	610.51	662.07
CARIGNANE	428.31	.00	449.11	407.01	450.00	179.46	250.00	180.00	337.51	.00
CARMINE	.00	.00	.00	950.00	.00	.00	.00	.00	.00	500.00
CARNELIAN	.00	.00	.00	.00	.00	.00	.00	.00	.00	.00
CENTURIAN	.00	.00	.00	.00	.00	.00	.00	.00	.00	.00
CHARBONO	538.03	.00	.00	589.70	.00	.00	.00	.00	.00	494.58
EARLY BURGUNDY	.00	.00	379.98	310.20	450.00	.00	350.00	.00	.00	.00
GAMAY (NAPA)	439.35	454.75	514.03	442.36	462.82	.00	341.06	350.10	.00	.00
GAMAY BEAUJOLAIS	587.95	500.00	535.84	745.34	.00	.00	314.23	611.64	.00	.00
GRAND NOIR	.00	.00	.00	.00	.00	.00	.00	.00	.00	.00
GRENACHE	414.52	.00	487.45	601.28	.00	495.60	360.59	.00	133.18	347.62
MALBEC	.00	.00	1,000.00	1,276.01	.00	.00	.00	.00	.00	.00
MATARO	.00	.00	.00	850.00	.00	540.62	.00	.00	412.50	.00
MERLOT	689.62	762.36	889.77	1,277.36	.00	748.22	793.20	762.13	800.00	631.28
MEUNIER	.00	.00	600.22	792.30	.00	.00	.00	.00	.00	.00
MISSION	.00	.00	.00	.00	.00	200.00	.00	.00	.00	238.76
MUSCAT HAMBURG	.00	.00	.00	.00	.00	455.00	400.00	.00	.00	600.00
NEBBIOLO	500.00	.00	.00	1,000.00	.00	.00	.00	600.00	.00	525.00
PETITE SIRAH	532.97	441.00	549.33	635.94	494.97	335.37	399.35	466.30	455.96	473.60
PETITE VERDOT	.00	.00	1,040.33	1,285.71	.00	.00	.00	.00	.00	.00
PFEFFER CABERNET	.00	.00	.00	.00	.00	.00	716.20	.00	.00	.00
PINOT NOIR	600.96	700.00	632.75	862.71	377.05	542.17	496.03	704.78	573.66	519.57
PINOT ST GEORGE	.00	.00	375.00	150.00	.00	.00	.00	.00	.00	.00
REFOSCO/MONDEUSE	650.00	.00	346.88	.00	.00	.00	356.89	.00	.00	.00
ROYALTY	.00	.00	.00	.00	.00	.00	.00	.00	.00	.00
RUBIRED	.00	.00	.00	.00	.00	.00	.00	.00	.00	.00
RUBY CABERNET	.00	.00	412.50	.00	.00	.00	.00	.00	.00	400.00
SALVADOR	.00	.00	.00	.00	.00	350.00	.00	.00	.00	.00
SANGIOVETO	.00	.00	.00	900.00	.00	.00	.00	.00	.00	.00
SOUZAO	.00	.00	.00	.00	.00	.00	.00	.00	.00	638.10
ST MACAIRE	.00	.00	.00	.00	.00	.00	.00	.00	.00	.00
SYRAH/FRENCH SYRAH-SHIRAZ	552.31	.00	292.07	800.00	.00	.00	700.00	597.86	.00	520.00
TINTA CAO	.00	.00	.00	.00	.00	.00	.00	.00	.00	724.14
TINTA MADEIRA	.00	.00	.00	.00	.00	.00	.00	.00	.00	.00
TOURIGA	.00	.00	.00	.00	.00	.00	.00	.00	.00	600.00
VALDEPENAS	.00	.00	.00	.00	.00	.00	.00	.00	.00	.00
VERDELHO	.00	.00	.00	.00	.00	.00	.00	.00	.00	600.00
ZINFANDEL	640.43	608.29	714.83	618.29	666.17	756.38	675.30	564.60	677.32	684.90
OTHER RED A/	375.00	.00	377.43	326.94	.00	342.31	750.00	.00	175.00	648.32
TOTAL RED	600.66	719.17	730.59	963.78	540.46	702.93	578.56	608.65	370.40	676.68
TOTAL WINE	646.44	671.91	781.15	981.54	500.00	737.99	505.54	688.58	309.52	631.16
TOTAL ALL VARIETIES	646.44	671.91	781.15	981.54	500.00	737.83	505.54	688.58	309.22	631.16

TABLE 6: WEIGHTED AVERAGE GROWER RETURNS PER TON DELIVERED BASIS PURCHASED FOR WINE, CONCENTRATE, JUICE, VINEGAR, AND BEVERAGE BRANDY BY CALIFORNIA PROCESSORS FROM THE 1988 CROP BY TYPE, VARIETY, AND REPORTING DISTRICT WHERE GROWN, WITH COMPARISONS (CONT'D)

TYPE AND VARIETY	11	12	13	14	15	16	17	1988 STATE TOTAL	1987 STATE TOTAL
	DOLLARS								
WINE GRAPES (RED):									
ALEATICO	.00	.00	108.00	.00	.00	.00	.00	108.00	111.85
ALICANTE BOUSCHET	110.00	.00	145.43	149.82	150.00	.00	.00	155.79	144.65
BARBERA	233.05	174.33	168.18	139.86	.00	.00	.00	166.81	141.77
BLACK MALVOISIE	192.51	.00	109.40	150.00	.00	.00	.00	140.91	134.16
CABERNET FRANC	.00	.00	.00	.00	.00	.00	.00	1,046.23	962.54
CABERNET SAUVIGNON	594.22	827.39	500.00	510.37	.00	604.52	523.77	822.47	630.99
CARIGNANE	262.60	183.60	153.08	131.71	.00	150.00	.00	201.69	158.58
CARMINE	.00	.00	200.00	.00	.00	.00	.00	209.26	152.95
CARNELIAN	170.65	171.02	145.75	162.31	.00	.00	.00	151.85	124.77
CENTURIAN	175.00	.00	156.36	.00	.00	.00	.00	156.57	129.73
CHARBONO	.00	.00	.00	.00	.00	.00	.00	579.33	476.69
EARLY BURGUNDY	.00	.00	.00	.00	.00	.00	.00	356.36	293.76
GAMAY (NAPA)	240.00	.00	.00	174.44	.00	354.77	240.00	340.92	247.09
GAMAY BEAUJOLAIS	.00	.00	.00	.00	.00	400.00	.00	575.32	347.94
GRAND NOIR	.00	.00	.00	.00	.00	.00	.00	.00	125.00
GRENACHE	165.28	171.35	161.05	135.62	150.00	.00	.00	156.00	129.66
MALBEC	.00	175.00	.00	.00	.00	.00	.00	234.20	268.44
MATARO	.00	.00	.00	.00	150.00	.00	.00	490.39	343.54
MERLOT	441.85	525.00	.00	.00	.00	587.30	563.72	885.95	766.57
MEUNIER	.00	.00	.00	.00	.00	.00	.00	727.88	745.62
MISSION	194.71	174.25	152.18	.00	150.00	.00	.00	163.22	129.45
MUSCAT HAMBURG	350.00	230.56	.00	.00	.00	.00	.00	285.61	389.17
NEBBIOLO	.00	354.14	.00	.00	.00	.00	.00	472.25	378.56
PETITE SIRAH	266.31	195.25	200.00	150.00	.00	350.00	379.84	394.23	333.51
PETITE VERDOT	.00	.00	.00	.00	.00	.00	.00	1,065.40	992.02
PFEFFER CABERNET	.00	.00	.00	.00	.00	.00	.00	716.20	397.36
PINOT NOIR	.00	.00	.00	.00	.00	.00	.00	688.02	573.39
PINOT ST GEORGE	.00	.00	.00	.00	.00	.00	.00	181.75	220.81
REFOSCO/MONDEUSE	.00	.00	.00	.00	.00	.00	.00	403.91	377.08
ROYALTY	220.00	167.68	176.79	175.54	.00	.00	.00	176.14	125.10
RUBIRED	176.19	191.53	175.13	170.81	.00	.00	.00	174.53	126.59
RUBY CABERNET	217.87	175.28	174.64	162.95	.00	.00	.00	173.06	130.60
SALVADOR	.00	125.00	175.00	172.19	150.00	.00	.00	172.76	125.29
SANGIOVETO	.00	.00	.00	.00	.00	.00	.00	900.00	.00
SOUZAO	.00	.00	165.00	.00	.00	.00	.00	185.61	170.75
ST MACAIRE	.00	175.00	.00	.00	.00	.00	.00	175.00	137.24
SYRAH/FRENCH SYRAH-SHIRAZ	.00	.00	.00	.00	.00	.00	.00	558.25	460.51
TINTA CAO	.00	.00	.00	.00	.00	.00	.00	724.14	581.82
TINTA MADEIRA	.00	111.51	175.00	.00	.00	.00	.00	150.09	135.87
TOURIGA	.00	.00	.00	.00	.00	.00	.00	600.00	507.14
VALDEPENAS	150.00	175.54	150.00	.00	.00	.00	.00	174.62	135.57
VERDELHO	.00	.00	.00	.00	.00	.00	.00	600.00	419.23
ZINFANDEL	961.61	759.09	801.10	665.47	733.52	727.83	818.93	817.48	480.08
OTHER RED A/	114.70	176.10	162.69	175.00	150.00	.00	.00	186.32	125.75
TOTAL RED	759.60	355.69	178.11	179.30	474.75	619.29	612.45	409.08	288.43
TOTAL WINE	519.42	236.07	151.63	141.80	409.24	554.56	343.86	297.35	247.23
TOTAL ALL VARIETIES	345.04	230.81	141.84	134.79	404.44	551.30	343.86	260.07	220.53

A/ OTHER CATEGORIES INCLUDE MINOR VARIETIES AS WELL AS MIXED VARIETIES.

TABLE 7: Tons of grapes purchased by California wineries as distilling material other than beverage brandy from the 1988 crop by type and variety, with comparisons

Type and Variety	Distilling Material Purchased (Tons)		Average Degrees Brix Distilling		Average Price Per Ton (Dollars)	
	1988	1987	1988	1987	1988	1987
RAISIN GRAPES:						
Black Corinth/Zantes	2.2	.0	21.0	.0	60.00	.00
Muscat	380.2	153.9	22.2	22.0	87.30	87.61
Thompson Seedless	15,487.2	2,375.0	21.3	21.1	88.81	87.37
Packinghouse Culls	819.8	.0	19.9	.0	85.53	.00
TOTAL RAISIN	16,689.4	2,528.9	21.2	21.1	88.61	87.39
TABLE GRAPES:						
Almeria	43.8	.0	17.1	.0	78.60	.00
Beauty Seedless/Black Beauty	.0	39.8	.0	24.7	.00	98.92
Black Monukka	.0	10.4	.0	22.5	.00	78.75
Calmeria	2,433.0	1,412.9	19.8	19.9	94.29	86.64
Cardinal	.0	227.0	.0	17.7	.00	61.91
Christmas Rose	726.0	335.5	20.3	21.2	100.00	93.78
Emperor	10,512.8	2,555.8	17.1	18.1	81.63	87.63
Exotic	1,249.2	415.1	19.1	21.0	73.76	72.67
Flame Seedless	5,867.4	2,011.7	22.5	24.0	99.86	75.60
Italia	252.1	.0	19.7	.0	95.93	.00
Perlette	180.4	74.9	18.8	18.9	68.36	61.29
Queen	51.3	158.4	17.1	19.4	59.51	88.61
Red Globe/Rose-Ito	630.5	89.3	19.3	17.7	89.48	81.50
Red Malaga	345.2	106.3	19.3	20.0	79.11	55.00
Ribier	3,008.9	1,641.7	19.7	20.4	91.47	90.34
Ruby Seedless	4,182.9	784.8	22.3	21.0	98.56	91.07
Superior Seedless	2,639.6	17.4	17.1	16.0	65.50	72.00
Tokay	3,304.5	.0	18.3	.0	93.22	.00
White Malaga	171.7	50.2	18.7	19.5	78.75	86.58
Packinghouse Culls	2,074.1	1,132.7	18.2	19.3	69.46	87.50
Other Table A/	316.8	3,596.2	20.8	21.1	99.15	92.21
TOTAL TABLE	37,990.2	14,660.1	19.3	20.0	87.45	86.41
WINE GRAPES (WHITE):						
Burger	252.3	219.0	18.2	14.9	100.00	91.67
Chardonnay	149.1	.0	20.4	.0	99.18	.00
Chenin Blanc	919.4	561.7	20.3	21.4	76.58	92.84
Emerald Riesling	.0	175.1	.0	23.6	.00	94.50
French Colombard	3,495.2	938.2	20.2	21.3	94.91	87.43
Malvasia Bianca	48.1	25.6	21.5	25.5	107.50	102.00
Muscat Blanc/M Canelli	677.8	.0	22.3	.0	112.00	.00
Palomino/G Chasselas	.0	17.4	.0	20.0	.00	75.00
Sauvignon Blanc	.0	12.2	.0	20.6	.00	82.40
Semillion	.0	38.5	.0	22.1	.00	59.89
St. Emilion/Ugni Blanc	5.4	27.8	21.2	19.2	84.80	52.92
Other White A/	734.7	.0	19.9	.0	86.50	.00
TOTAL WHITE	6,282.0	2,015.5	20.3	20.8	93.48	89.06
WINE GRAPES (RED):						
Alicante Bouschet	128.8	61.3	21.9	19.7	60.00	63.46
Barbera	108.6	76.4	23.4	23.6	94.75	91.89
Cabernet Sauvignon	.0	154.6	.0	26.6	.00	91.42
Carignane	224.8	1,908.7	21.4	25.1	93.91	104.13
Carnelian	45.3	25.8	22.6	19.7	101.70	91.67
Grenache	1,317.6	2,118.1	23.4	24.9	98.97	98.25
Mission	81.8	3.8	24.7	23.8	123.50	95.21
Petite Sirah	6.2	.0	22.9	.0	60.00	.00
Rubired	.0	17.9	.0	26.7	.00	120.15
Ruby Cabernet	9.9	90.0	20.2	21.8	100.00	91.41
Salvador	.0	75.5	.0	24.0	.00	107.96
Other Red A/	370.9	371.2	20.4	25.0	93.83	100.56
TOTAL RED	2,293.9	4,903.3	22.7	24.8	96.08	100.03
TOTAL WINE	8,575.9	6,918.8	21.0	23.7	94.18	96.83
TOTAL ALL VARIETIES	63,255.5	24,107.8	20.0	21.2	88.67	89.50

A/ OTHER CATEGORIES INCLUDE MINOR VARIETIES AS WELL AS MIXED VARIETIES.

Table 8. BASE PRICE PAID TO GROWERS FOR GRAPES CRUSHED, DELIVERED TO CALIFORNIA PROCESSORS, FROM THE 1988 CROP, WITH BRIX FACTORS AND PERCENT OF PURCHASED TONNAGE, BY TYPE, VARIETY, REPORTING DISTRICT WHERE GROWN, AND WEIGHTED AVERAGE BASE PRICE

Variety	Base Price	Brix Factors	Percent
	Dollars Per Ton	Code a/	b/
DISTRICT 1			
WINE GRAPES (WHITE)			
BURGER	300.00	0010	100.00
WTD. AVG. BASE	300.00		
CHARDONNAY	850.00	0980	1.18
	910.98	1220	5.70
	968.25	0010	2.36
	980.00	0680	.31
	1,000.00	0010	.14
	1,000.00	1100	.16
	1,000.00	1130	2.39
	1,000.00	1240	3.47
	1,019.23	1360	7.07
	1,050.00	1240	.41
	1,055.15	1250	5.84
	1,100.00	0010	1.19
	1,100.00	0250	9.82
	1,100.00	0530	8.65
	1,100.00	0550	.08
	1,100.00	1130	6.16
	1,100.00	1200	.22
	1,100.00	1240	8.19
	1,100.00	1360	.67
	1,107.45	0530	.10
	1,141.02	1130	3.78
	1,150.00	0550	.09
	1,150.00	1130	.21
	1,150.00	1240	.24
	1,200.00	0010	1.07
	1,200.00	0250	.44
	1,200.00	0550	.57
	1,200.00	0680	.21
	1,200.00	1130	.05
	1,200.00	1220	1.27
	1,200.00	1240	14.11
	1,200.00	1360	.20
	1,200.00	1380	1.69
	1,200.00	7280	.05
	1,250.00	0010	2.67
	1,250.00	0680	2.03
	1,250.00	1330	.03
	1,265.00	0010	3.74
	1,275.00	1360	.15
	1,300.00	0010	.09
	1,350.00	0250	.01
	1,350.00	0550	.32
	1,350.00	1360	.04
	1,375.00	0010	.97
	1,450.00	1240	.19
	1,705.00	0010	1.65
WTD. AVG. BASE	1,117.52		
CHENIN BLANC	320.00	0010	1.26
	325.00	0830	3.80
	350.00	0500	1.20
	350.00	4550	3.74
	400.00	0630	6.65
	400.00	0750	5.58
	400.00	0830	16.03
	400.00	0960	4.82
	400.00	4580	2.07
	411.89	0750	30.56
	450.00	0830	3.09
	450.00	1240	5.97
	460.00	0010	2.03
CHENIN BLANC (Cont'd)	500.00	0010	1.63
	500.00	1130	8.95
	500.00	1380	.25
	550.00	0830	2.38
WTD. AVG. BASE	417.47		
FLORA	250.00	0500	100.00
WTD. AVG. BASE	250.00		
FRENCH COLOMBARD	220.00	0010	.39
	225.00	0830	1.39
	275.00	0830	6.01
	292.00	0010	.60
	300.00	0540	6.84
	300.00	0750	7.88
	300.00	0830	11.53
	300.00	4550	19.03
	300.00	4580	31.43
	345.00	0010	.68
	350.00	0010	.94
	350.00	0830	.99
	350.00	1050	6.13
	400.00	0980	.22
	400.00	1130	5.94
WTD. AVG. BASE	307.59		
GEWURZTRAMINER	450.00	0190	2.01
	500.00	0840	28.55
	500.00	1070	.04
	500.00	1175	2.41
	500.00	4580	8.01
	550.00	0190	1.08
	550.00	0840	32.22
	550.00	1070	1.83
	550.00	1380	9.27
	575.00	0010	3.11
	600.00	0190	.18
	600.00	0780	.78
	600.00	1060	2.53
	600.00	1070	.80
	650.00	1070	.18
	660.00	0010	3.91
	725.00	1360	.80
	800.00	0840	2.29
WTD. AVG. BASE	543.02		
GRAY RIESLING	360.00	0980	81.47
	475.00	1570	1.97
	575.00	0010	16.56
WTD. AVG. BASE	397.87		
GREEN HUNGARIAN	300.00	0695	6.79
	300.00	2535	93.21
WTD. AVG. BASE	300.00		
MUSCAT BLANC/ MUSCAT CANELLI	600.00	1615	100.00
WTD. AVG. BASE	600.00		
PALOMINO/GOLDEN CHASSELES	300.00	0630	100.00
WTD. AVG. BASE	300.00		
SAUVIGNON BLANC	463.30	0010	11.30
	500.00	0010	1.00
	500.00	0980	1.53
	500.00	1110	3.00
	503.46	0980	2.01
	525.00	0010	.45
	550.00	1050	3.62
	550.00	1110	17.19
	550.00	1130	1.17
	550.00	1360	.19
	550.00	4550	7.43
	575.00	1110	5.68
	600.00	0010	8.32
	600.00	0210	.74
	600.00	0980	3.54
	600.00	1110	.25
	600.00	1130	3.76
	609.93	1250	11.21
	650.00	1110	1.52
	650.00	1200	3.18
	650.00	1360	1.81
	1,007.50	0010	11.11
WTD. AVG. BASE	610.17		
SAUVIGNON VERT	300.00	0960	32.12
	300.00	4580	67.88
WTD. AVG. BASE	300.00		
SEMILLON	300.00	0010	11.89
	500.00	0010	35.05
	550.00	0010	36.15
	600.00	0960	12.62
	700.00	0010	4.29
WTD. AVG. BASE	515.50		
WHITE RIESLING	400.00	1120	15.18
	450.00	0970	.22
	500.00	0010	1.09
	500.00	0830	12.56
	500.00	1000	4.39
	500.00	1110	3.00
	500.00	1167	2.53
	500.00	4580	15.75
	550.00	0970	.14
	575.00	4550	23.09
	600.00	0010	.41
	600.00	0810	.41
	650.00	0190	3.87
	697.50	0010	13.90
	900.00	1710	.33
	1,300.00	0190	3.13
WTD. AVG. BASE	562.55		
OTHER WHITE	250.00	0970	1.63
	300.00	4580	19.57
	350.00	0010	78.80
WTD. AVG. BASE	338.59		
WINE GRAPES (RED)			
BARBERA	375.00	6418	58.65
	550.00	1360	41.35
WTD. AVG. BASE	447.36		

(Continued)

Table 8. BASE PRICE PAID TO GROWERS FOR GRAPES CRUSHED, DELIVERED TO CALIFORNIA PROCESSORS, FROM THE 1988 CROP, WITH BRIX FACTORS AND PERCENT OF PURCHASED TONNAGE, BY TYPE, VARIETY, REPORTING DISTRICT WHERE GROWN, AND WEIGHTED AVERAGE BASE PRICE (Cont'd)

Variety	Base Price	Brix Factors	Percent
	Dollars Per Ton	Code a/	b/
DISTRICT 1 (Cont'd)			
CABERNET FRANC	575.00	0010	13.58
	800.00	1360	81.31
	950.00	0210	3.51
	1,050.00	0010	1.60
WTD. AVG. BASE	778.71		
CABERNET SAUVIGNON	400.00	1130	.50
	500.00	0010	1.02
	600.00	0010	.13
	600.00	1360	7.00
	637.00	1250	2.20
	650.00	1360	2.09
	700.00	1240	16.30
	750.00	0010	.92
	750.00	1380	.23
	800.00	1240	4.37
	809.12	1360	9.61
	825.00	1360	6.66
	850.31	0477	1.34
	900.00	0010	.52
	900.00	1240	6.38
	900.00	1360	5.01
	900.00	6400	4.31
	950.00	0210	.45
	950.00	1260	.79
	950.00	1360	2.87
	1,000.00	0010	1.24
	1,000.00	1240	1.25
	1,000.00	1360	2.05
	1,000.00	1490	1.58
	1,050.00	0010	5.09
	1,050.00	0680	.15
	1,100.00	1240	4.62
	1,150.00	0010	10.96
	1,200.00	1360	.38
WTD. AVG. BASE	861.76		
CARIGNANE	300.00	0477	1.32
	325.00	1110	.06
	330.00	0010	.42
	350.00	1110	.06
	375.00	1110	1.22
	400.00	0990	1.17
	400.00	1110	9.54
	400.00	1130	.36
	414.02	1240	5.67
	425.00	1110	2.06
	450.00	0010	.55
	450.00	0760	.27
	450.00	1110	4.25
	450.00	6418	73.06
WTD. AVG. BASE	438.38		
CHARBONO	538.03	0970	100.00
WTD. AVG. BASE	538.03		
GAMAY (NAPA)	300.00	0500	27.36
	400.00	0960	2.43
	400.00	1360	10.54
	475.00	1360	11.82
	500.00	1360	4.59
	550.00	6418	39.19
	600.00	0010	4.05
WTD. AVG. BASE	452.99		
GAMAY BEAUJOLAIS	450.00	1110	11.84
	500.00	1110	.25
	510.84	1360	12.35
	550.00	0010	17.21
	575.00	1110	13.63
	600.00	0210	1.14
	600.00	1110	11.37
	690.00	0010	32.21
WTD. AVG. BASE	587.95		
GRENACHE	270.00	0010	35.79
	350.00	0010	1.67
	375.00	6418	16.72
	500.00	0010	10.03
	556.54	1330	35.79
WTD. AVG. BASE	414.51		
MERLOT	430.00	0010	11.62
	500.00	0010	3.92
	700.00	1240	40.82
	750.00	1240	38.62
	870.00	1165	1.73
	900.00	0010	3.30
WTD. AVG. BASE	689.62		
NEBBIOLO	500.00	0010	100.00
WTD. AVG. BASE	500.00		
PETITE SIRAH	400.00	1370	.58
	450.00	1165	.27
	450.00	1370	1.31
	456.26	0010	1.41
	500.00	1370	6.92
	525.00	1370	2.31
	526.76	1360	11.94
	550.00	0760	.88
	550.00	1150	.43
	550.00	1370	7.06
	550.00	6418	45.60
	600.00	0010	.51
	600.00	0960	8.99
	600.00	1370	11.78
WTD. AVG. BASE	550.06		
PINOT NOIR	300.00	0500	3.34
	458.76	0960	15.35
	512.22	1360	6.78
	525.00	0680	3.09
	550.00	0010	14.92
	550.00	0070	.51
	575.00	0210	4.20
	600.00	0010	11.91
	600.00	0680	.32
	600.00	1140	2.71
	600.00	1150	.22
	600.00	1380	.04
	650.00	0520	.20
	650.00	0680	5.36
	675.00	0010	.83
	690.00	0010	3.08
	700.00	0520	.07
	700.00	0680	.31
	700.00	1140	3.56
	750.00	0250	3.29
	750.00	0520	.41
	750.00	0530	12.68
	800.00	0680	1.84
PINOT NOIR (Cont'd)	825.00	0010	4.79
	825.00	0250	.11
	900.00	0250	.10
WTD. AVG. BASE	600.96		
REFOSCO/MONDEUS	650.00	0210	100.00
WTD. AVG. BASE	650.00		
SYRAH/FRENCH SYRAH-SHIRAZ	550.00	0980	95.37
	600.00	0010	4.63
WTD. AVG. BASE	552.31		
ZINFANDEL	375.00	0555	.02
	450.00	1370	.09
	451.27	0010	3.59
	525.00	0555	.33
	575.00	0555	7.59
	600.00	0010	.36
	600.00	0477	47.30
	600.00	0555	1.50
	600.00	1165	.42
	617.19	0465	10.75
	650.00	0150	15.44
	650.00	0555	1.03
	650.00	1360	.05
	650.00	1370	.57
	700.00	0010	.18
	700.00	1370	1.85
	700.00	1380	.34
	700.00	1500	.29
	725.00	1360	.30
	725.00	1570	.40
	775.00	1370	.57
	775.00	1570	.10
	800.00	0010	.20
	800.00	1360	.05
	800.00	1370	.37
	850.00	0010	.13
	880.00	1570	.50
	950.00	1570	.34
	1,000.00	6425	5.21
	1,150.00	0010	.12
WTD. AVG. BASE	633.11		
OTHER RED	375.00	6418	100.00
WTD. AVG. BASE	375.00		

DISTRICT 2

WINE GRAPES (WHITE)

CHARDONNAY	525.00	1340	10.71
	575.00	1340	12.04
	600.00	0010	.05
	900.00	0010	12.19
	900.00	1240	4.51
	900.00	1500	59.24
	1,200.00	1360	1.26
WTD. AVG. BASE	824.35		

(Continued)

Table 8. BASE PRICE PAID TO GROWERS FOR GRAPES CRUSHED, DELIVERED TO CALIFORNIA PROCESSORS, FROM THE 1988 CROP, WITH BRIX FACTORS AND PERCENT OF PURCHASED TONNAGE, BY TYPE, VARIETY, REPORTING DISTRICT WHERE GROWN, AND WEIGHTED AVERAGE BASE PRICE (Cont'd)

Variety	Base Price	Brix Factors	Percent
	Dollars Per Ton	Code a/	b/
DISTRICT 2 (Cont'd)			
CHENIN BLANC	300.00	0830	62.25
	400.00	0010	30.76
	400.00	0750	7.00
WTD. AVG. BASE	337.75		
MUSCAT BLANC/ MUSCAT CANELLI	550.00	0710	11.45
	550.00	0850	76.99
	550.00	1275	11.55
WTD. AVG. BASE	550.00		
SAUVIGNON BLANC	419.00	0010	7.09
	450.00	4028	4.29
	550.00	0010	21.97
	550.00	1110	9.96
	560.00	0010	.34
	575.00	1330	1.17
	589.68	1130	9.34
	600.00	0010	20.57
	600.00	1110	5.70
	600.00	1330	19.49
	600.00	1360	.10
WTD. AVG. BASE	563.39		
SEMILLON	560.55	0960	50.39
	600.00	0010	49.61
WTD. AVG. BASE	580.12		
WHITE RIESLING	450.00	0830	27.27
	450.00	0940	10.48
	475.00	0010	11.85
	500.00	0010	23.32
	525.00	0940	16.39
	525.00	1360	10.68
WTD. AVG. BASE	484.93		
WINE GRAPES (RED)			
CABERNET FRANC	626.00	0010	.99
	766.00	0010	9.08
	800.00	0010	89.93
WTD. AVG. BASE	795.19		
CABERNET SAUVIGNON	500.00	0010	1.81
	650.00	1330	2.18
	675.00	1340	2.71
	681.00	0010	.10
	697.00	0010	.21
	700.00	1340	5.10
	750.00	1150	.29
	750.00	1340	18.26
	767.00	0010	.74
	775.00	6155	4.03
	780.00	1360	.45
	789.43	1360	2.19
	800.00	0010	37.66
	800.00	1340	10.78
	800.00	6155	1.36
	815.00	1380	2.48
	900.00	1340	5.06
	900.00	1360	2.43
	950.00	1220	1.80
	1,000.00	1570	.34
WTD. AVG. BASE	782.87		
GAMAY (NAPA)	400.00	0010	15.04
	450.00	0960	19.63
	450.00	1360	48.97
	525.00	0010	16.36
WTD. AVG. BASE	454.75		
GAMAY BEAUJOLAIS	500.00	1360	100.00
WTD. AVG. BASE	500.00		
MERLOT	700.00	1240	42.01
	750.00	1370	19.80
	766.00	0010	3.20
	800.00	0010	19.64
	900.00	1360	15.35
WTD. AVG. BASE	762.36		
PETITE SIRAH	441.00	0010	100.00
WTD. AVG. BASE	441.00		
PINOT NOIR	700.00	1360	100.00
WTD. AVG. BASE	700.00		
ZINFANDEL	300.00	0010	.24
	500.00	0010	.56
	506.00	0010	1.22
	525.00	0555	10.97
	575.00	0555	6.86
	575.00	1330	3.26
	600.00	0477	1.60
	600.00	1120	11.99
	625.00	1370	17.51
	637.32	0465	45.78
WTD. AVG. BASE	608.29		
DISTRICT 3			
WINE GRAPES (WHITE)			
BURGER	200.00	0740	1.05
	250.00	1110	5.19
	260.00	0420	8.33
	260.00	2020	22.76
	300.00	0010	56.94
	300.00	0530	5.19
	325.00	0640	.55
WTD. AVG. BASE	284.06		
CHARDONNAY	600.00	0010	.01
	725.00	1130	.64
	750.00	1250	.01
	800.00	1110	.01
	800.00	1130	.23
	800.00	1250	.01
	850.00	1330	.16
	897.00	1200	.83
	900.00	0010	2.93
	900.00	0610	3.74
	900.00	1130	.39
	900.00	1360	.12
	900.00	1380	.01
CHARDONNAY (Cont'd)	900.00	1490	.36
	900.00	2253	6.04
	909.50	1200	.40
	921.85	1130	.30
	925.00	1130	.20
	941.07	0010	.02
	943.99	0010	.69
	943.99	0440	.24
	943.99	1060	2.30
	943.99	1200	.60
	944.00	0010	.28
	944.00	1130	.23
	950.00	0010	.76
	950.00	1130	.03
	950.00	1350	.11
	950.00	1360	.14
	950.00	1470	.02
	950.00	1570	.05
	975.00	1305	.42
	975.00	1490	.11
	980.00	0680	.90
	991.00	1360	.40
	991.19	0010	.10
	1,000.00	0010	.79
	1,000.00	0326	.01
	1,000.00	0440	.63
	1,000.00	0550	.35
	1,000.00	1130	4.99
	1,000.00	1200	.80
	1,000.00	1220	.13
	1,000.00	1240	.16
	1,000.00	1250	.62
	1,000.00	1260	.02
	1,000.00	1360	.05
	1,000.00	1380	.53
	1,000.00	1490	.29
	1,000.00	1570	.34
	1,000.00	7123	.52
	1,000.00	7125	.07
	1,025.87	1130	.04
	1,038.00	0010	.64
	1,038.00	1130	.53
	1,038.39	0010	.48
	1,050.00	0010	.34
	1,050.00	1200	.03
	1,050.00	1220	c/
	1,050.00	1330	.07
	1,050.00	1360	.25
	1,050.00	6985	.15
	1,064.62	0010	.68
	1,075.00	3253	.67
	1,085.59	1200	.35
	1,094.14	0010	1.67
	1,100.00	0010	1.84
	1,100.00	1130	1.39
	1,100.00	1200	.72
	1,100.00	1330	.11
	1,100.00	1350	.07
	1,100.00	1355	1.08
	1,100.00	1360	.64
	1,100.00	1490	.04
	1,100.00	1533	.06
	1,100.00	1570	.30
	1,100.00	4890	.30
	1,100.00	6125	.24
	1,100.00	6205	.07
	1,100.00	6418	1.31
	1,100.00	6945	.30
	1,101.81	0010	3.98
	1,115.00	0010	.36
	1,120.00	1110	.05
	1,125.66	1360	.44
	1,127.02	1090	.30
	1,130.00	1360	.28

(Continued)

Table 8. BASE PRICE PAID TO GROWERS FOR GRAPES CRUSHED, DELIVERED TO CALIFORNIA PROCESSORS, FROM THE 1988 CROP, WITH BRIX FACTORS AND PERCENT OF PURCHASED TONNAGE, BY TYPE, VARIETY, REPORTING DISTRICT WHERE GROWN, AND WEIGHTED AVERAGE BASE PRICE (Cont'd)

Variety	Base Price	Brix Factors	Percent
	Dollars Per Ton	Code a/	b/
	DISTRICT 3 (Cont'd)		
CHARDONNAY (Cont'd)	1,150.00	0010	1.10
	1,150.00	1110	.02
	1,150.00	1240	.09
	1,150.00	1360	.16
	1,150.00	1470	.55
	1,150.00	1490	.22
	1,160.45	1350	.55
	1,171.29	0010	1.21
	1,175.00	0010	.08
	1,200.00	0010	5.51
	1,200.00	0990	.37
	1,200.00	1130	3.91
	1,200.00	1150	.01
	1,200.00	1200	.39
	1,200.00	1220	1.29
	1,200.00	1240	.65
	1,200.00	1250	.19
	1,200.00	1260	.41
	1,200.00	1330	.27
	1,200.00	1350	.10
	1,200.00	1360	6.20
	1,200.00	1380	.03
	1,200.00	1425	1.18
	1,200.00	1470	.03
	1,200.00	1490	.78
	1,200.00	1510	.11
	1,200.00	1570	.52
	1,200.00	6255	.40
	1,200.00	6270	.04
	1,200.00	6410	.19
	1,200.00	6465	1.85
	1,206.65	0210	.14
	1,225.00	1110	.04
	1,231.04	0010	.39
	1,235.00	1490	.49
	1,250.00	0010	.57
	1,250.00	0980	.03
	1,250.00	1060	.03
	1,250.00	1090	.03
	1,250.00	1110	.10
	1,250.00	1130	1.06
	1,250.00	1140	.27
	1,250.00	1220	.47
	1,250.00	1240	.44
	1,250.00	1330	.28
	1,250.00	1350	.10
	1,250.00	1360	.54
	1,250.00	1380	.09
	1,250.00	1490	.09
	1,250.00	1570	.14
	1,250.00	6410	.09
	1,250.00	6490	.12
	1,250.00	6520	.24
	1,283.00	0010	.45
	1,300.00	0010	.21
	1,300.00	0610	.01
	1,300.00	1060	.02
	1,300.00	1110	.19
	1,300.00	1140	.18
	1,300.00	1240	.15
	1,300.00	1330	.16
	1,300.00	1350	.07
	1,300.00	1360	.51
	1,300.00	1470	.25
	1,327.54	0010	.32
	1,350.00	0010	.31
	1,350.00	1240	.11
	1,350.00	1330	.17
	1,365.00	1360	.12
CHARDONNAY (Cont'd)	1,365.00	1490	1.69
	1,375.00	1490	.14
	1,385.00	0010	.32
	1,400.00	0010	.10
	1,400.00	1060	.04
	1,400.00	1130	.59
	1,400.00	1240	.13
	1,415.00	0010	.05
	1,420.00	0010	.09
	1,450.00	0010	.20
	1,450.00	1120	.12
	1,450.00	1490	.88
	1,500.00	0010	.26
	1,500.00	1060	.07
	1,500.00	1240	1.26
	1,500.00	1360	.22
	1,500.00	1380	.91
	1,500.00	1490	.16
	1,556.59	6120	.16
	1,600.00	1130	.05
	1,750.00	1490	1.27
WTD. AVG. BASE	1,118.84		
CHENIN BLANC	300.00	0960	.70
	314.56	0010	9.22
	315.00	0010	.68
	325.00	0010	14.49
	325.00	0610	3.89
	325.00	0830	4.83
	350.00	0010	1.93
	350.00	1330	.91
	350.00	2800	.27
	370.30	0010	5.17
	375.00	1330	3.75
	400.00	0010	2.13
	400.00	0750	3.76
	400.00	0860	1.57
	400.00	0950	11.26
	400.00	1090	1.35
	400.00	1110	.25
	400.00	4580	15.41
	412.03	0750	12.43
	425.00	4660	.94
	450.00	0010	1.48
	450.00	0960	2.71
	475.00	1330	.86
WTD. AVG. BASE	373.88		
FRENCH COLOMBARD	250.00	1360	.11
	263.22	1030	3.29
	265.00	0010	7.53
	274.37	0750	4.08
	275.00	3045	.60
	300.00	0010	.31
	300.00	0730	22.22
	300.00	0950	2.64
	300.00	0960	.17
	300.00	2570	31.71
	300.00	4580	22.23
	310.00	0010	.13
	325.00	1100	.08
	325.00	1110	.44
	325.00	1360	.02
	350.00	0010	.24
	350.00	0860	.68
	375.00	0740	3.01
	400.00	0010	.51
WTD. AVG. BASE	298.28		
GEWURZTRAMINER	425.00	0010	.86
	425.00	0980	.95
	475.00	0970	1.10
	477.80	0010	3.35
	477.80	0960	4.69
	478.00	0010	8.49
	500.00	0010	2.81
	500.00	0970	4.49
	500.00	1030	.35
	500.00	1103	4.08
	500.00	4580	28.16
	525.00	1110	.54
	525.58	0010	.39
	540.00	1110	.66
	549.47	5060	3.59
	550.00	0010	2.13
	550.00	0760	.68
	550.00	0840	9.40
	550.00	1100	.85
	550.00	1110	1.39
	550.00	1220	.89
	550.00	1360	.08
	550.00	4690	2.29
	550.00	6490	.52
	558.02	0010	2.73
	575.91	0980	5.05
	600.00	0010	1.46
	625.00	1130	1.68
	750.00	1110	3.54
	936.00	1110	1.82
	1,365.00	1110	.84
	1,375.00	1110	.14
WTD. AVG. BASE	540.36		
GRAY RIESLING	300.00	0010	89.36
	500.00	0960	10.64
WTD. AVG. BASE	321.28		
GREEN HUNGARIAN	300.00	0010	97.59
	300.00	1110	2.41
WTD. AVG. BASE	300.00		
KLEINBERGER	650.00	1100	100.00
WTD. AVG. BASE	650.00		
MUSCAT BLANC/ MUSCAT CANELLI	600.00	0010	.95
	600.00	0190	7.88
	606.83	0010	16.59
	650.00	0010	29.21
	650.00	0970	6.87
	650.00	1110	2.31
	715.10	1360	5.69
	750.00	0960	3.32
	750.00	1590	1.13
	900.00	1590	26.07
WTD. AVG. BASE	711.74		
PALOMINO/GOLDEN CHASSELES	275.00	0010	37.33
	300.00	0960	1.33
	300.00	1110	61.33
WTD. AVG. BASE	290.67		
PINOT BLANC	600.00	1490	4.86
	615.00	1330	1.07
	751.01	0190	27.50
	751.01	0440	18.77

(Continued)

Table 8. BASE PRICE PAID TO GROWERS FOR GRAPES CRUSHED, DELIVERED TO CALIFORNIA PROCESSORS, FROM THE 1988 CROP, WITH BRIX FACTORS AND PERCENT OF PURCHASED TONNAGE, BY TYPE, VARIETY, REPORTING DISTRICT WHERE GROWN, AND WEIGHTED AVERAGE BASE PRICE (Cont'd)

Variety	Base Price	Brix Factors	Percent	Variety	Base Price	Brix Factors	Percent	Variety	Base Price	Brix Factors	Percent
	Dollars Per Ton	Code a/	b/		Dollars Per Ton	Code a/	b/		Dollars Per Ton	Code a/	b/
DISTRICT 3 (Cont'd)				**SAUVIGNON BLANC** (Cont'd)	700.00	1470	.63	**ST. EMILION (UNGI BLANC)**	650.00	1350	100.00
					700.00	1490	.16				
					725.00	0010	.25				
PINOT BLANC (Cont'd)	773.54	0010	2.25		725.00	1120	.12	WTD. AVG. BASE	650.00		
	800.00	0960	1.41		725.00	1360	1.12				
	850.00	0960	1.02		750.00	0980	.08	**SYLVANER**	300.00	0010	46.88
	872.21	0010	6.80		750.00	0990	.08		400.00	1110	53.13
	885.00	1490	5.88		750.00	1060	.17				
	900.00	0010	2.65		750.00	1080	1.61	WTD. AVG. BASE	353.13		
	976.40	0010	19.61		750.00	1100	.14				
	1,365.00	1490	8.17		750.00	1110	.69	**SYMPHONY**	250.00	0010	31.24
					750.00	1120	1.24		500.00	0420	31.10
WTD. AVG. BASE	858.87				750.00	1130	.07		500.00	0610	14.92
					750.00	1260	.66		500.00	1110	7.76
SAUVIGNON BLANC	450.00	0010	.96		750.00	1330	.34		500.00	2010	6.31
	475.00	1470	.21		750.00	1350	.08		614.53	0010	8.68
	500.00	1260	1.44		750.00	1470	1.94				
	500.00	1470	1.10		750.00	4655	.99	WTD. AVG. BASE	431.85		
	550.00	1110	.18		750.00	4660	1.50				
	550.00	1250	.13		750.00	6023	.53	**WHITE RIESLING**	425.00	1200	3.89
	550.00	1360	.15		775.00	1130	.58		450.00	0010	19.08
	550.00	5010	.65		800.00	0210	.21		450.00	1110	.05
	550.39	0980	2.34		800.00	0320	.45		450.00	1200	5.44
	570.00	0010	.02		800.00	1110	.71		490.74	1200	1.30
	575.00	0010	.56		800.00	1120	.20		500.00	0010	.16
	595.03	0980	4.96		800.00	1360	.40		500.00	1355	2.80
	597.00	0010	.23		800.00	6490	.63		500.00	1730	.34
	597.25	0010	5.12		850.00	0990	.25		500.00	4580	58.08
	597.25	1120	2.61		850.00	1360	1.17		525.00	0750	1.54
	597.25	1130	1.30		850.00	2830	.61		550.00	0010	1.43
	597.25	4815	.22		862.50	0010	.05		550.00	1090	.14
	600.00	0010	4.53		900.00	0010	.22		550.00	1100	.90
	600.00	0960	1.83		900.00	1110	3.77		600.00	0010	.28
	600.00	1110	3.13		1,013.00	1470	1.85		600.00	1220	.85
	600.00	1112	1.83						660.00	0210	.69
	600.00	1120	1.15	WTD. AVG. BASE	670.31				800.00	0010	1.08
	600.00	1200	2.82						826.84	1750	1.06
	600.00	1300	.66	**SAUVIGNON VERT**	235.00	0010	4.25		827.50	1200	.36
	600.00	1470	.62		250.00	0950	5.78		870.18	1200	.12
	600.00	4550	.62		277.75	0980	6.47		1,189.63	1200	.42
	600.00	4816	.26		300.00	0010	4.61				
	600.00	4818	1.86		300.00	1110	.40	WTD. AVG. BASE	499.76		
	600.00	4980	.18		300.00	4580	78.50				
	615.17	0010	1.62					**OTHER WHITE**	300.00	4580	60.23
	625.00	0010	.67	WTD. AVG. BASE	292.91				350.00	0010	39.77
	625.00	1130	.53								
	625.00	1470	.56	**SEMILLON**	300.00	4580	6.59	WTD. AVG. BASE	319.88		
	650.00	0010	.69		450.00	0010	5.54				
	650.00	0960	.84		450.00	1220	4.17				
	650.00	0990	.39		498.03	0960	6.50	**WINE GRAPES (RED)**			
	650.00	1040	.34		537.81	0010	7.79				
	650.00	1060	.14		550.00	1110	5.74	**ALICANTE BOUSCHET**	345.00	0990	8.11
	650.00	1100	1.23		550.00	1360	2.59		350.00	0010	5.59
	650.00	1180	1.01		553.94	0010	2.05		400.00	1360	40.29
	650.00	1450	.34		600.00	0010	4.73		400.00	3153	46.01
	650.00	1470	.83		600.00	0990	1.54				
	657.00	0010	.26		600.00	1040	1.25	WTD. AVG. BASE	392.75		
	675.00	0010	.87		600.00	1120	.86				
	675.00	1200	.75		600.00	1360	2.15	**BARBERA**	513.72	0010	95.41
	675.00	1330	.25		627.03	0010	3.08		600.00	0010	4.59
	675.00	4817	1.00		650.00	1450	5.79				
	676.65	0010	1.01		700.00	0010	1.37	WTD. AVG. BASE	517.68		
	686.84	0010	.19		700.00	0970	22.93				
	695.39	0010	1.50		700.00	1350	2.69	**BLACK MALVOISIE**	350.00	1150	100.00
	700.00	0010	3.72		700.00	1360	.41				
	700.00	0970	3.34		717.92	0010	.88	WTD. AVG. BASE	350.00		
	700.00	0990	.73		750.00	0010	5.45				
	700.00	1060	.14		750.00	1330	1.24	**CABERNET FRANC**	565.00	0010	12.95
	700.00	1110	8.92		800.00	1130	3.49		650.00	0010	2.58
	700.00	1120	.30		840.00	0210	.76		746.28	0010	.22
	700.00	1180	1.77		850.00	1130	.39		800.00	0010	.83
	700.00	1200	.89						800.00	1360	.76
				WTD. AVG. BASE	601.08						

(Continued)

Table 8. BASE PRICE PAID TO GROWERS FOR GRAPES CRUSHED, DELIVERED TO CALIFORNIA PROCESSORS, FROM THE 1988 CROP, WITH BRIX FACTORS AND PERCENT OF PURCHASED TONNAGE, BY TYPE, VARIETY, REPORTING DISTRICT WHERE GROWN, AND WEIGHTED AVERAGE BASE PRICE (Cont'd)

Variety	Base Price	Brix Factors	Percent
	Dollars Per Ton	Code a/	b/
DISTRICT 3 (Cont'd)			
CABERNET FRANC (Cont'd)	800.00	1380	4.06
	875.00	0010	1.75
	885.00	1140	8.23
	900.00	1110	.65
	912.53	0010	8.21
	912.53	1130	6.75
	913.00	1570	1.44
	950.00	1370	.72
	1,000.00	0010	7.12
	1,000.00	1220	3.14
	1,000.00	1240	.09
	1,000.00	1360	3.12
	1,000.00	1380	1.77
	1,000.00	1570	1.00
	1,010.00	1220	1.75
	1,050.00	0010	1.42
	1,057.96	0010	2.90
	1,100.00	1130	2.08
	1,100.00	1240	.13
	1,100.00	1360	1.36
	1,100.00	1470	3.08
	1,150.00	1240	.20
	1,150.00	1360	.31
	1,200.00	0010	1.05
	1,250.00	1140	6.34
	1,250.00	1500	.68
	1,260.00	0210	2.34
	1,300.00	0010	3.14
	1,300.00	1360	4.39
	1,307.00	1500	2.58
	1,350.00	1110	.41
	1,600.00	1500	.46
WTD. AVG. BASE	966.25		
CABERNET SAUVIGNON	400.00	0010	.53
	500.00	0010	.11
	550.00	0010	.05
	600.00	0150	.05
	650.00	1130	.02
	650.00	1330	.10
	698.94	0010	.28
	700.00	0010	.51
	700.00	1130	.09
	700.00	1240	.56
	707.00	0010	.11
	707.25	4827	.41
	707.43	0010	7.04
	707.43	1350	1.00
	728.65	0010	.21
	750.00	0010	.10
	750.00	0790	.13
	750.00	0950	.29
	750.00	1130	1.35
	750.00	1240	.10
	750.00	1360	.04
	750.00	1500	14.03
	775.00	0010	.15
	775.00	1360	.18
	778.00	1330	.07
	778.17	0010	.67
	787.50	1140	1.17
	800.00	0010	.21
	800.00	0950	1.28
	800.00	1130	.05
	800.00	1350	.62
	800.00	1360	.26
	800.00	1380	.50
	800.00	1490	.13
CABERNET SAUVIGNON (Cont'd)	800.00	1570	.76
	800.00	6030	2.61
	800.00	7075	.70
	813.55	1470	.63
	822.10	0010	3.83
	822.14	0010	.63
	825.00	1130	.12
	834.00	1500	3.26
	838.54	0010	.52
	850.00	0010	.03
	850.00	1240	1.23
	850.00	1250	.72
	850.00	1490	.06
	850.00	1500	.10
	850.00	1570	.11
	850.00	6210	.01
	850.00	6950	.44
	850.00	6995	.55
	850.00	7100	1.20
	896.03	0010	.16
	900.00	0010	3.46
	900.00	0250	.11
	900.00	1240	.08
	900.00	1350	.23
	900.00	1380	.05
	900.00	1490	.54
	900.00	1500	.65
	900.00	1570	.53
	900.00	1590	.25
	925.00	0010	.50
	950.00	0010	2.93
	950.00	1130	.06
	950.00	1240	.32
	950.00	1330	.07
	950.00	1470	.15
	950.00	1490	.29
	950.00	1570	.20
	950.00	1590	.39
	965.48	1360	9.80
	975.00	0010	.10
	975.00	1130	.37
	1,000.00	0010	4.48
	1,000.00	0990	.52
	1,000.00	1100	.11
	1,000.00	1240	1.00
	1,000.00	1350	.39
	1,000.00	1360	1.71
	1,000.00	1380	1.24
	1,000.00	1490	.29
	1,000.00	1570	.12
	1,000.00	6418	1.51
	1,048.00	1500	.20
	1,050.00	0010	.69
	1,050.00	1360	2.67
	1,050.00	1490	.16
	1,050.00	6490	.48
	1,050.00	6520	.18
	1,075.00	0010	.40
	1,088.00	1350	.43
	1,100.00	0010	.16
	1,100.00	0250	.25
	1,100.00	1130	1.66
	1,100.00	1140	1.95
	1,100.00	1330	.13
	1,100.00	1360	.17
	1,100.00	1490	.35
	1,100.00	1570	.05
	1,100.00	1640	.07
	1,100.00	7070	.18
	1,125.00	1240	.30
	1,125.00	1490	.37
	1,150.00	1220	.17
CABERNET SAUVIGNON (Cont'd)	1,150.00	1350	.22
	1,150.00	1360	1.25
	1,150.00	1645	.43
	1,155.00	1220	.11
	1,175.00	0010	.16
	1,200.00	0010	1.11
	1,200.00	1360	.14
	1,200.00	1490	.22
	1,225.00	1350	.19
	1,260.00	0210	.68
	1,275.86	0010	.07
	1,300.00	0010	.61
	1,300.00	1360	.87
	1,300.00	1490	.23
	1,470.00	0250	.17
WTD. AVG. BASE	895.34		
CARIGNANE	335.00	0010	2.96
	359.42	0477	4.66
	450.00	0010	4.44
	450.00	1500	.56
	450.00	6418	83.55
	475.00	0010	.74
	475.00	1360	1.50
	575.00	0010	.44
	800.00	0010	.61
	1,100.00	0010	.54
WTD. AVG. BASE	449.12		
EARLY BURGUNDY	375.00	6418	81.59
	400.00	0010	15.60
	450.00	1490	2.81
WTD. AVG. BASE	381.01		
GAMAY (NAPA)	387.09	0010	5.94
	400.00	0010	2.46
	450.00	0010	2.87
	450.00	0780	4.01
	500.00	0010	3.85
	550.00	0010	8.88
	550.00	0960	9.66
	550.00	1490	.80
	550.00	6418	58.70
	650.00	0010	2.83
WTD. AVG. BASE	530.66		
GAMAY BEAUJOLAIS	400.00	0010	.28
	450.00	0010	6.80
	450.00	0960	4.98
	531.00	0010	28.61
	550.00	0010	51.34
	560.00	0344	5.01
	650.00	0344	2.98
WTD. AVG. BASE	535.84		
GRENACHE	375.00	6418	51.97
	401.94	0010	23.03
	800.00	0010	25.00
WTD. AVG. BASE	487.45		
MALBEC	1,000.00	1570	100.00
WTD. AVG. BASE	1,000.00		
MERLOT	700.00	0010	1.51
	700.00	1360	.13

(Continued)

Table 8. BASE PRICE PAID TO GROWERS FOR GRAPES CRUSHED, DELIVERED TO CALIFORNIA PROCESSORS, FROM THE 1988 CROP, WITH BRIX FACTORS AND PERCENT OF PURCHASED TONNAGE, BY TYPE, VARIETY, REPORTING DISTRICT WHERE GROWN, AND WEIGHTED AVERAGE BASE PRICE (Cont'd)

Variety	Base Price	Brix Factors	Percent	Variety	Base Price	Brix Factors	Percent	Variety	Base Price	Brix Factors	Percent
	Dollars Per Ton	Code a/	b/		Dollars Per Ton	Code a/	b/		Dollars Per Ton	Code a/	b/
DISTRICT 3 (Cont'd)				**PETITE SIRAH**	575.00	1490	1.61	**PINOT NOIR**	750.00	1150	.02
				(Cont'd)	575.00	6023	.28	(Cont'd)	750.00	1220	.03
					575.00	6440	1.72		750.00	1240	.03
MERLOT	712.92	0010	13.54		600.00	1130	.39		750.00	1330	.23
(Cont'd)	750.00	0010	.39		600.00	1590	5.11		750.00	4970	.78
	784.00	0010	2.70		625.00	1490	.41		750.00	5055	.12
	784.21	0010	9.88		642.94	0010	.49		750.00	6995	.09
	800.00	0010	1.73		650.00	0010	.82		800.00	0010	.68
	800.00	1360	.13		650.00	1360	.32		800.00	1360	.19
	800.00	1380	.83		700.00	1380	1.12		806.00	0010	.78
	800.00	1570	.73						850.00	0550	1.23
	800.00	6418	.38	WTD. AVG. BASE	553.58				850.00	1360	.97
	825.00	0010	4.33						861.47	0010	5.90
	825.00	1140	1.97	**PETITE VERDOT**	1,000.00	0010	39.02		863.62	1150	.18
	825.00	1490	1.84		1,000.00	1470	28.46		865.00	0010	.11
	825.00	1570	2.71		1,124.00	0010	32.52		875.00	0010	.29
	828.41	0010	1.72						882.45	0010	6.39
	850.00	0010	2.95	WTD. AVG. BASE	1,040.33				887.00	0010	2.60
	850.00	1360	.27						950.00	0010	.48
	850.00	7100	3.65	**PINOT NOIR**	225.00	0010	.26		1,000.00	0010	.04
	900.00	0010	4.20		400.00	0960	.41		1,000.00	1330	.07
	900.00	1360	.09		400.00	1450	.01		1,300.00	0610	.02
	900.00	6035	7.19		450.00	0010	.65				
	950.00	0010	2.82		450.00	1140	.39	WTD. AVG. BASE	632.69		
	950.00	1240	.97		475.00	0590	.29				
	1,000.00	0010	4.78		500.00	0010	.48	**PINOT ST GEORGE**	375.00	6418	100.00
	1,000.00	0990	1.22		500.00	0550	.52				
	1,000.00	1110	.24		500.00	0960	.04	WTD. AVG. BASE	375.00		
	1,000.00	1330	.35		500.00	4095	.07				
	1,000.00	1355	8.25		530.00	0620	4.82	**REFOSCO/MONDEUS**	375.00	6418	100.00
	1,000.00	1370	4.86		531.00	0010	.35				
	1,000.00	1380	.11		531.14	0010	11.16	WTD. AVG. BASE	375.00		
	1,000.00	1490	1.78		531.14	2253	10.74				
	1,000.00	1570	.70		531.24	0010	2.58	**RUBY CABERNET**	345.00	1380	83.33
	1,047.00	0010	.85		550.00	0010	2.19		750.00	0010	16.67
	1,050.00	0010	.34		550.00	1360	1.03				
	1,050.00	1130	1.05		550.00	7125	.15	WTD. AVG. BASE	412.50		
	1,100.00	0010	1.73		559.62	0960	2.17				
	1,100.00	1360	.75		571.24	0440	5.52	**SYRAH/FRENCH**	700.00	0010	17.89
	1,100.00	1490	.04		575.00	0010	.27	**SYRAH-SHIRAZ**	750.00	1570	70.73
	1,120.00	0010	.13		575.00	0550	.36		1,000.00	0010	11.38
	1,150.00	1360	.04		580.00	0550	.74				
	1,200.00	0010	1.97		584.36	0010	.13	WTD. AVG. BASE	769.51		
	1,200.00	0210	1.68		585.00	0550	1.11				
	1,200.00	1490	.43		600.00	0010	4.38	**ZINFANDEL**	269.60	0010	.02
	1,260.00	0250	.64		600.00	0210	.21		300.00	1130	.06
	1,300.00	0010	1.04		600.00	0550	2.01		350.00	1510	.01
	1,300.00	1490	.34		600.00	0610	.27		415.71	0010	.28
					600.00	0680	.26		450.00	0010	.19
WTD. AVG. BASE	892.65				600.00	2300	.23		500.00	0010	.06
					600.30	0440	13.60		500.00	0326	.01
MEUNIER	600.00	0680	1.15		610.93	0550	.21		500.00	0735	.55
	600.00	2180	25.98		619.48	0010	2.49		500.00	0940	1.19
	600.30	0440	72.87		625.00	1570	.16		500.00	0960	.01
					638.00	1130	.81		500.00	2070	.59
WTD. AVG. BASE	600.22				650.00	0010	1.00		519.64	0010	1.13
					650.00	0680	2.26		524.04	0010	.19
PETITE SIRAH	450.00	0010	.54		650.00	0940	.01		525.00	0010	.27
	475.00	1380	1.50		650.00	1070	.03		525.00	0960	.80
	500.00	1380	5.07		650.00	1130	.80		550.00	1130	.09
	525.00	1130	.06		650.00	1360	.03		550.00	1220	.02
	525.00	1360	1.65		650.00	1470	.05		565.00	2253	.43
	550.00	0010	2.04		650.00	8040	.10		600.00	0010	4.27
	550.00	0950	1.63		665.00	1330	.09		600.00	0477	34.09
	550.00	0960	1.85		675.00	1330	.05		600.00	0740	2.22
	550.00	1130	3.09		700.00	0010	.20		600.00	1130	.16
	550.00	1220	.30		700.00	1110	.13		600.00	1360	.22
	550.00	1360	1.05		700.00	1360	1.42		600.00	1510	.04
	550.00	1380	2.21		725.00	0550	.33		600.00	6520	.05
	550.00	6418	50.12		750.00	0010	.07		606.14	0010	2.07
	555.45	0010	13.49		750.00	0550	.90		625.00	0010	.07
	557.85	0010	3.11		750.00	1130	.22		625.00	0740	.79

(Continued)

Table 8. BASE PRICE PAID TO GROWERS FOR GRAPES CRUSHED, DELIVERED TO CALIFORNIA PROCESSORS, FROM THE 1988 CROP, WITH BRIX FACTORS AND PERCENT OF PURCHASED TONNAGE, BY TYPE, VARIETY, REPORTING DISTRICT WHERE GROWN, AND WEIGHTED AVERAGE BASE PRICE (Cont'd)

Variety	Base Price	Brix Factors	Percent
	Dollars Per Ton	Code a/	b/
DISTRICT 3 (Cont'd)			
ZINFANDEL (Cont'd)	650.00	0640	.46
	650.00	1090	.05
	650.00	1130	.39
	650.00	1490	.08
	650.00	1570	.18
	657.00	0010	.01
	658.12	0010	.31
	700.00	0010	11.75
	700.00	0960	.47
	700.00	1050	.09
	700.00	1360	.18
	700.00	1380	.55
	700.00	2350	.20
	700.00	2355	.97
	700.00	2360	1.50
	700.00	2410	.04
	725.00	0010	.04
	725.00	1380	.63
	750.00	0010	.26
	750.00	0940	.11
	750.00	1120	.73
	750.00	1130	.06
	750.00	1350	.04
	750.00	1380	.32
	750.00	1510	.02
	750.00	1620	.04
	750.00	7090	.25
	771.00	0010	.04
	800.00	0010	5.74
	800.00	1130	.09
	800.00	1360	.38
	800.00	1380	.26
	800.00	6123	.05
	825.00	1150	.37
	850.00	0010	1.35
	850.00	1360	.78
	850.00	1490	.12
	850.00	1510	.16
	850.00	4660	.06
	850.00	6027	.02
	850.00	6490	.76
	850.00	6493	.08
	880.00	0010	c/
	900.00	0010	.94
	900.00	1490	.09
	900.00	1570	.01
	950.00	0010	.03
	950.00	0660	1.52
	950.00	1360	.02
	950.00	1490	.08
	1,000.00	0010	2.34
	1,000.00	6425	14.87
	1,020.00	0250	.11
	1,100.00	0010	.15
WTD. AVG. BASE	716.17		
OTHER RED	300.00	1130	11.45
	375.00	6418	60.64
	400.00	0010	11.80
	400.00	1130	5.58
	450.00	1130	10.53
WTD. AVG. BASE	378.66		

Variety	Base Price	Brix Factors	Percent
	Dollars Per Ton	Code a/	b/
DISTRICT 4			
WINE GRAPES (WHITE)			
BURGER	300.00	0010	100.00
WTD. AVG. BASE	300.00		
CHARDONNAY	300.00	1360	.03
	700.00	1330	.09
	750.00	0010	c/
	800.00	0010	.08
	800.00	6410	.03
	840.00	0010	.57
	900.00	0010	.35
	900.00	0210	.11
	900.00	1240	.29
	900.00	1360	.29
	915.66	1340	.19
	940.00	0010	2.58
	950.00	1350	.03
	989.36	0010	.61
	1,000.00	0010	.35
	1,000.00	0210	.05
	1,000.00	0250	.15
	1,000.00	1360	.17
	1,050.00	1130	.21
	1,050.00	1360	.50
	1,076.85	1340	.14
	1,100.00	0010	2.01
	1,100.00	0250	.26
	1,100.00	1200	c/
	1,100.00	1240	.19
	1,100.00	1330	.09
	1,100.00	1340	.01
	1,100.00	1360	2.32
	1,100.00	1470	c/
	1,100.00	6410	.13
	1,100.00	6480	.20
	1,101.81	0010	1.74
	1,107.75	0010	.72
	1,107.75	0790	.97
	1,107.75	1130	.36
	1,107.75	1490	.57
	1,107.75	6612	.26
	1,108.00	1130	.43
	1,120.00	1110	.09
	1,121.34	1340	.02
	1,150.00	0010	.10
	1,150.00	1110	.10
	1,150.00	1130	.25
	1,150.00	6265	.14
	1,170.00	0010	.88
	1,175.00	6613	.71
	1,180.00	1380	.01
	1,196.38	1260	.77
	1,200.00	0010	3.27
	1,200.00	0210	.41
	1,200.00	0980	.06
	1,200.00	1110	.01
	1,200.00	1130	6.02
	1,200.00	1150	.11
	1,200.00	1220	.46
	1,200.00	1240	.01
	1,200.00	1360	.18
	1,200.00	1442	.15

Variety	Base Price	Brix Factors	Percent
	Dollars Per Ton	Code a/	b/
CHARDONNAY (Cont'd)	1,200.00	1470	.20
	1,200.00	1490	.01
	1,200.00	1640	.18
	1,200.00	6410	.18
	1,200.00	7120	.06
	1,200.00	7700	.30
	1,203.43	0010	.11
	1,208.75	1350	.51
	1,209.55	0010	.44
	1,218.53	1130	1.62
	1,221.00	1360	.66
	1,225.00	0010	.23
	1,241.04	0010	3.12
	1,243.22	0010	3.36
	1,246.22	1250	.40
	1,250.00	0010	1.54
	1,250.00	0980	.61
	1,250.00	1130	.22
	1,250.00	1250	.07
	1,250.00	1330	.07
	1,250.00	1360	.36
	1,250.00	1530	.18
	1,250.00	1570	.06
	1,250.00	6207	.31
	1,250.00	6410	.12
	1,250.00	7135	.05
	1,257.00	1130	.06
	1,257.75	1130	.16
	1,260.00	1380	.02
	1,264.30	0010	.50
	1,265.00	7180	.02
	1,273.91	6410	.08
	1,275.00	1330	.13
	1,288.94	2965	.58
	1,289.00	0010	.13
	1,291.42	0210	1.26
	1,300.00	0010	2.52
	1,300.00	0590	.05
	1,300.00	1130	.99
	1,300.00	1220	.17
	1,300.00	1330	.33
	1,300.00	1350	.09
	1,300.00	1360	.93
	1,300.00	1470	2.50
	1,300.00	1510	.79
	1,300.00	6410	.10
	1,300.00	6900	3.92
	1,300.00	6947	.09
	1,300.00	6977	.08
	1,300.00	6990	.07
	1,300.74	0010	.15
	1,307.00	0010	.31
	1,307.75	0250	.08
	1,310.95	1340	.40
	1,311.55	0010	1.14
	1,323.00	1470	.09
	1,325.00	1150	.45
	1,329.00	1360	.40
	1,331.55	1240	.07
	1,339.64	1330	.32
	1,350.00	0010	4.76
	1,350.00	1130	.69
	1,350.00	1350	1.14
	1,350.00	1360	.28
	1,350.00	1490	.09
	1,374.01	1352	.12
	1,375.00	0010	.57

(Continued)

Table 8. BASE PRICE PAID TO GROWERS FOR GRAPES CRUSHED, DELIVERED TO CALIFORNIA PROCESSORS, FROM THE 1988 CROP, WITH BRIX FACTORS AND PERCENT OF PURCHASED TONNAGE, BY TYPE, VARIETY, REPORTING DISTRICT WHERE GROWN, AND WEIGHTED AVERAGE BASE PRICE (Cont'd)

Variety	Base Price	Brix Factors	Percent	Variety	Base Price	Brix Factors	Percent	Variety	Base Price	Brix Factors	Percent
	Dollars Per Ton	Code a/	b/		Dollars Per Ton	Code a/	b/		Dollars Per Ton	Code a/	b/
DISTRICT 4 (Cont'd)				CHENIN BLANC (Cont'd)	375.00	1040	1.56	PINOT BLANC (Cont'd)	850.00	0010	12.96
					400.00	0010	8.19		891.94	0010	9.29
					400.00	0150	1.06		900.00	0010	15.01
CHARDONNAY (Cont'd)	1,399.00	0010	.08		400.00	0695	.19		1,000.00	0010	4.02
	1,400.00	0010	3.21		400.00	0750	11.23		1,000.00	0680	14.79
	1,400.00	0590	.11		425.00	1040	1.49		1,108.00	0010	26.41
	1,400.00	1130	.57		432.40	2495	3.87		1,200.00	0010	.49
	1,400.00	1150	.02		450.00	0010	.94		1,200.00	1350	7.69
	1,400.00	1285	.06		450.00	0210	.33				
	1,400.00	1330	.27		450.00	0750	25.87	WTD. AVG. BASE	966.02		
	1,400.00	1360	.14		500.00	0010	.78				
	1,400.00	1370	.11		500.00	1040	1.12	SAUVIGNON BLANC	300.00	0010	.02
	1,400.00	1380	.09		500.00	4000	9.15		375.00	0010	.21
	1,400.00	7010	.19		607.55	0685	2.74		375.00	1130	.08
	1,400.00	7260	.02		694.83	0685	1.16		425.00	1110	.09
	1,400.00	8150	.01		1,071.00	0010	2.38		445.82	1130	.28
	1,421.00	1150	.09						450.00	0010	.95
	1,425.00	0010	.91	WTD. AVG. BASE	430.29				475.00	0010	2.19
	1,425.00	1570	.22						500.00	0010	2.42
	1,425.00	6900	2.58	FLORA	1,043.00	0010	100.00		500.00	0960	.15
	1,450.00	0010	1.78						500.00	1150	.06
	1,450.00	1150	.01	WTD. AVG. BASE	1,043.00				500.00	1330	.95
	1,450.00	1250	.21						521.11	0980	3.77
	1,450.00	1330	.28	FRENCH COLOMBARD	71.43	0010	1.60		550.00	0010	.89
	1,450.00	1350	.06		300.00	1130	19.55		550.00	0980	6.64
	1,450.00	1360	.37		300.00	2820	20.70		575.00	0010	.38
	1,450.00	1408	.24		342.63	0750	25.27		575.00	0210	.22
	1,450.00	1500	1.01		350.00	0010	7.65		594.00	0010	.78
	1,450.00	6990	.40		450.00	0960	4.17		594.42	0010	.45
	1,452.95	7100	1.21		500.00	0990	21.06		594.42	1130	.31
	1,455.00	0010	.14						597.25	0010	.27
	1,490.00	0990	3.17	WTD. AVG. BASE	359.31				600.00	0010	1.35
	1,495.45	0010	.07						600.00	0960	1.50
	1,500.00	0010	.80	GEWURZTRAMINER	254.61	1180	7.70		600.00	1130	.72
	1,500.00	0250	.03		425.00	0010	11.58		600.00	4025	.33
	1,500.00	1130	.75		450.00	0010	2.07		600.00	4550	.51
	1,500.00	1330	.16		473.37	1490	2.57		625.00	0960	.09
	1,500.00	1350	.37		495.00	1330	3.13		630.00	0010	1.50
	1,500.00	1360	.25		500.00	0010	37.48		640.00	0010	.52
	1,500.00	6980	.13		541.00	0950	22.53		650.00	0010	3.29
	1,500.00	6990	.27		650.00	0010	5.44		650.00	0960	1.08
	1,500.00	7120	.25		650.00	1350	3.13		650.00	1130	.90
	1,529.00	0010	.89		650.00	1470	4.38		650.00	1300	.84
	1,550.00	0010	.11						653.86	1130	.22
	1,550.00	1140	.90	WTD. AVG. BASE	499.22				674.88	0010	5.58
	1,550.00	1330	.21						675.00	0010	.19
	1,550.00	1360	.06	GRAY RIESLING	350.00	3375	100.00		675.00	6900	1.55
	1,550.00	6990	.50						680.00	1200	.86
	1,592.48	1350	.16	WTD. AVG. BASE	350.00				687.04	0210	.52
	1,600.00	0010	.12						700.00	0010	2.01
	1,600.00	1360	.29	GREEN HUNGARIAN	100.00	1330	5.42		700.00	1040	1.18
	1,605.00	0010	.36		265.59	2520	94.58		700.00	1050	1.26
	1,650.00	0010	.13						700.00	1130	.70
	1,700.00	0010	.51	WTD. AVG. BASE	256.61				700.00	1150	.23
	1,700.00	1330	.02						700.00	1300	.35
	1,700.00	1350	.10	MALVASIA BIANCA	450.00	0010	100.00		700.00	4023	.76
	1,700.00	6900	1.24						700.00	4025	.46
	1,750.00	1350	.11	WTD. AVG. BASE	450.00				700.00	4585	.38
	1,750.00	6990	.74						700.00	4770	.85
	1,764.00	0010	.28	MUSCAT BLANC/	700.00	1640	3.12		725.00	0010	1.31
	1,800.00	0010	.06	MUSCAT CANELLI	830.00	0210	8.07		725.00	4045	1.02
	2,000.00	0010	.11		900.00	0010	88.81		725.00	6080	21.63
									733.30	0010	.40
WTD. AVG. BASE	1,288.97			WTD. AVG. BASE	888.11				750.00	0010	1.92
									750.00	0325	.01
CHENIN BLANC	250.00	0010	.25	PALOMINO/GOLDEN	600.00	0730	100.00		750.00	1130	.31
	300.00	0980	.15	CHASSELES					750.00	1150	.01
	300.00	4635	10.62						750.00	1360	.09
	325.00	0010	9.77	WTD. AVG. BASE	600.00				775.00	0010	.25
	350.00	1130	.52						775.00	1040	4.22
	350.00	2960	1.11	PINOT BLANC	460.00	0010	3.80		786.76	0010	1.97
	375.00	0010	5.48		750.00	0010	5.54		800.00	0010	2.11

(Continued)

Table 8. BASE PRICE PAID TO GROWERS FOR GRAPES CRUSHED, DELIVERED TO CALIFORNIA PROCESSORS, FROM THE 1988 CROP, WITH BRIX FACTORS AND PERCENT OF PURCHASED TONNAGE, BY TYPE, VARIETY, REPORTING DISTRICT WHERE GROWN, AND WEIGHTED AVERAGE BASE PRICE (Cont'd)

Variety	Base Price	Brix Factors	Percent
	Dollars Per Ton	Code a/	b/
DISTRICT 4 (Cont'd)			
SAUVIGNON BLANC (Cont'd)	800.00	0210	.06
	800.00	1130	.37
	800.00	1150	.55
	800.00	1330	.44
	810.00	1130	1.07
	850.00	0010	.32
	850.00	4025	1.01
	850.00	6080	5.19
	864.00	0010	1.98
	900.00	0010	1.90
	900.00	1120	.19
	1,000.00	0010	.77
	1,200.00	0010	.08
WTD. AVG. BASE	688.75		
SAUVIGNON MOSQU	750.00	0010	13.89
	810.00	1130	86.11
WTD. AVG. BASE	801.67		
SEMILLON	150.00	0010	3.13
	375.00	1130	.12
	425.00	1110	.18
	475.00	0010	1.89
	550.00	0960	8.58
	590.00	0010	5.73
	600.00	0010	2.21
	600.00	1060	2.34
	725.00	1130	3.38
	750.00	0010	13.80
	750.00	0328	.12
	750.00	1220	1.40
	775.00	0010	1.27
	798.60	0010	5.14
	800.00	0010	3.46
	800.00	0940	.48
	800.00	1130	7.42
	800.00	1150	.06
	800.00	3150	4.19
	810.00	0010	3.14
	825.00	0010	11.68
	850.00	0010	.27
	850.00	3150	7.80
	864.00	0010	1.25
	891.00	1130	1.25
	900.00	0010	4.74
	900.00	0760	1.08
	950.00	1330	.53
	1,000.00	0010	3.19
	1,350.00	1405	.17
WTD. AVG. BASE	742.29		
SYLVANER	500.00	1040	100.00
WTD. AVG. BASE	500.00		
WHITE RIESLING	200.00	0010	1.28
	400.00	1090	1.13
	475.00	0010	6.63
	500.00	0010	.51
	500.00	1040	.78
	500.00	1090	1.03
	500.00	4580	9.24
	525.00	1090	1.14
	531.76	0010	1.79
	550.00	1130	.73
	550.00	2960	3.12
WHITE RIESLING (Cont'd)	575.00	0010	3.89
	600.00	0010	13.72
	605.78	2620	.70
	625.00	0010	2.45
	631.57	0750	7.49
	650.00	0010	5.59
	650.00	3030	30.03
	756.00	0760	6.32
	800.00	0010	1.26
	945.00	0010	1.19
WTD. AVG. BASE	605.11		
OTHER WHITE	350.00	0010	11.73
	460.00	0010	88.27
WTD. AVG. BASE	447.10		
WINE GRAPES (RED)			
CABERNET FRANC	300.00	1330	.54
	500.00	0010	.18
	800.00	0010	.14
	800.00	8000	.58
	900.00	0010	1.99
	950.00	1220	15.38
	1,000.00	1220	1.01
	1,000.00	1360	.70
	1,000.00	1500	.13
	1,000.00	2285	.13
	1,000.00	7622	.29
	1,050.00	0010	4.76
	1,050.00	1330	.42
	1,094.40	0010	.85
	1,100.00	0010	6.51
	1,100.00	0250	1.21
	1,100.00	1590	1.01
	1,105.00	0010	.60
	1,107.00	6613	.48
	1,145.00	0010	.79
	1,150.00	0010	1.35
	1,150.00	1130	1.00
	1,200.00	0010	1.11
	1,200.00	0250	.72
	1,200.00	1380	2.00
	1,203.84	1130	.37
	1,217.90	0010	1.78
	1,250.00	0010	3.19
	1,250.00	0210	.71
	1,250.00	1340	2.20
	1,264.00	1500	.38
	1,275.00	0010	1.79
	1,275.00	1440	.35
	1,300.00	0010	1.53
	1,300.00	1360	.27
	1,300.00	1500	.58
	1,321.83	0010	2.61
	1,350.00	0010	2.82
	1,350.00	1130	.38
	1,350.00	1330	.28
	1,350.00	1350	1.74
	1,350.00	7590	7.28
	1,375.00	0010	.47
	1,392.86	1303	.20
	1,394.40	0250	.73
	1,400.00	0010	.38
	1,400.00	0980	.68
	1,400.00	1150	.41
	1,400.00	1370	.70
	1,400.00	1500	.61
	1,400.00	6990	.43
CABERNET FRANC (Cont'd)	1,416.09	7100	2.45
	1,473.77	0010	2.51
	1,500.00	0010	4.74
	1,500.00	1150	.18
	1,500.00	6990	2.05
	1,500.00	7590	9.88
	1,550.00	0010	.73
	1,600.00	0010	.75
WTD. AVG. BASE	1,228.84		
CABERNET SAUVIGNON	275.00	0010	.03
	300.00	0010	.16
	400.00	0010	.08
	474.46	0010	3.11
	495.00	0010	.18
	500.00	0250	.05
	700.00	0010	.06
	721.89	0010	.09
	750.00	1130	.02
	800.00	0010	.38
	800.00	7500	.04
	812.13	1130	.28
	827.00	0010	3.80
	833.34	1150	.02
	850.00	0010	.16
	850.00	6990	.30
	876.00	0010	.10
	900.00	0010	1.85
	900.00	0250	.16
	900.00	1220	.29
	900.00	1330	.35
	925.00	0697	.06
	925.00	1500	.07
	944.11	1150	.27
	950.00	1350	.04
	950.00	6990	.19
	975.00	0010	.21
	1,000.00	0010	2.35
	1,000.00	0210	.09
	1,000.00	1360	.05
	1,000.00	1380	1.94
	1,000.00	1500	.28
	1,000.00	7110	.09
	1,050.00	0010	.10
	1,050.00	0660	.28
	1,050.00	1220	.62
	1,050.00	1350	.21
	1,050.00	7070	.65
	1,082.84	0010	.98
	1,082.84	1130	.03
	1,082.84	1340	.03
	1,083.00	0010	.75
	1,083.00	1220	.02
	1,093.00	1512	.18
	1,094.00	0010	.13
	1,100.00	0010	2.23
	1,100.00	1120	.12
	1,100.00	1220	1.13
	1,100.00	1490	.05
	1,100.00	6470	.41
	1,100.00	6480	.30
	1,100.00	6613	.45
	1,107.00	0010	.42
	1,107.00	6613	1.71
	1,122.84	0010	.23
	1,125.00	0010	.01
	1,132.84	1130	.09
	1,140.70	1500	.07
	1,145.00	0010	1.16
	1,150.00	0010	.07
	1,150.00	1130	.23

(Continued)

Table 8. BASE PRICE PAID TO GROWERS FOR GRAPES CRUSHED, DELIVERED TO CALIFORNIA PROCESSORS, FROM THE 1988 CROP, WITH BRIX FACTORS AND PERCENT OF PURCHASED TONNAGE, BY TYPE, VARIETY, REPORTING DISTRICT WHERE GROWN, AND WEIGHTED AVERAGE BASE PRICE (Cont'd)

Variety	Base Price	Brix Factors	Percent	Variety	Base Price	Brix Factors	Percent	Variety	Base Price	Brix Factors	Percent
	Dollars Per Ton	Code a/	b/		Dollars Per Ton	Code a/	b/		Dollars Per Ton	Code a/	b/
DISTRICT 4 (Cont'd)				CABERNET SAUVIGNON (Cont'd)	1,350.00	1110	.04	CARMINE	950.00	0010	100.00
					1,350.00	1130	.18				
					1,350.00	1150	.13	WTD. AVG. BASE	950.00		
CABERNET	1,150.00	1220	1.49		1,350.00	1220	1.73				
SAUVIGNON	1,150.00	1470	.08		1,350.00	1350	.11	CHARBONO	375.00	0010	9.29
(Cont'd)	1,150.00	1490	.31		1,350.00	1490	.10		400.00	0960	4.01
	1,169.00	1500	.08		1,350.00	1500	.09		500.00	6200	30.69
	1,182.84	1130	.16		1,350.00	6130	.39		650.00	0010	2.47
	1,190.00	0010	.01		1,350.00	7590	9.07		700.00	0010	4.94
	1,191.12	0010	.03		1,354.00	0010	.11		750.00	6200	41.60
	1,191.12	1130	.02		1,359.50	1250	.25		800.00	0010	4.43
	1,199.00	0010	.06		1,360.00	0010	.09		850.00	0010	2.56
	1,200.00	0010	1.22		1,375.00	1220	.04				
	1,200.00	0250	.44		1,375.00	1250	.06	WTD. AVG. BASE	624.23		
	1,200.00	0990	.05		1,382.84	0250	.16				
	1,200.00	1130	.35		1,400.00	0010	.76	EARLY BURGUNDY	250.00	0010	52.34
	1,200.00	1220	.38		1,400.00	0210	.32		400.00	2907	47.66
	1,200.00	1340	.07		1,400.00	0980	1.19				
	1,200.00	1350	.03		1,400.00	1150	.02	WTD. AVG. BASE	321.49		
	1,200.00	1380	.12		1,400.00	1220	.03				
	1,200.00	1490	.18		1,400.00	1250	.07	GAMAY (NAPA)	350.00	0010	27.36
	1,200.00	6295	.20		1,400.00	1330	.21		350.00	0780	1.54
	1,200.00	6990	.35		1,400.00	1360	.59		375.00	0010	8.60
	1,210.00	0250	.02		1,400.00	1380	.25		436.31	0780	21.37
	1,211.93	1360	.95		1,400.00	6410	.04		450.00	1180	1.54
	1,216.00	1360	.80		1,413.88	0965	.06		500.00	0960	.50
	1,225.00	7590	.30		1,415.00	1500	.29		500.00	1040	.45
	1,229.27	0010	2.85		1,416.09	7100	.64		517.33	0010	26.66
	1,230.00	0010	.10		1,432.33	0010	.72		539.00	0010	2.41
	1,230.00	1240	.17		1,440.00	1130	.59		550.00	0960	1.04
	1,234.49	0010	.17		1,441.46	0010	.09		550.00	6418	5.00
	1,234.49	4590	.75		1,450.00	0010	.91		600.00	0010	3.16
	1,235.33	0250	.87		1,450.00	0250	.15		650.00	0960	.39
	1,245.27	6410	.01		1,450.00	1220	.34				
	1,250.00	0010	1.36		1,450.00	1470	.02	WTD. AVG. BASE	443.85		
	1,250.00	1130	.19		1,450.00	6990	1.54				
	1,250.00	1150	.05		1,450.00	7700	.51	GAMAY BEAUJOLAIS	450.00	0720	4.73
	1,250.00	1220	3.77		1,469.89	0010	.25		472.00	0830	1.55
	1,250.00	1330	.19		1,498.00	0010	.29		600.00	0010	7.33
	1,250.00	1380	.04		1,500.00	0010	.94		600.00	1040	6.03
	1,250.00	1470	.03		1,500.00	1130	.16		700.00	1040	16.51
	1,250.00	1490	.34		1,500.00	1165	.29		800.00	1040	53.71
	1,250.00	1590	.04		1,500.00	1220	.09		850.00	0010	3.96
	1,250.00	6130	1.35		1,500.00	1350	.03		863.21	4665	6.19
	1,250.00	6410	.08		1,500.00	1380	.08				
	1,250.00	6990	.78		1,500.00	1470	.21	WTD. AVG. BASE	741.07		
	1,250.00	7010	.27		1,500.00	6990	.10				
	1,251.06	0010	1.64		1,500.00	7590	3.61	GRENACHE	350.00	0010	37.18
	1,264.00	0010	.14		1,550.00	0010	.80		750.00	0010	62.82
	1,272.00	7010	.15		1,550.00	1470	.07				
	1,275.00	1350	.12		1,560.01	0965	.02	WTD. AVG. BASE	601.28		
	1,282.00	1481	.01		1,600.00	1150	.36				
	1,283.00	1240	1.13		1,600.00	6990	.58	MALBEC	1,125.00	0010	7.00
	1,300.00	0010	.32		1,606.55	1340	.03		1,150.00	0010	19.00
	1,300.00	1130	1.09		1,650.00	0990	.02		1,250.00	6990	8.00
	1,300.00	1220	.86		1,700.00	0010	.08		1,300.00	0010	45.00
	1,300.00	1330	.03		1,700.00	6990	.05		1,306.31	0010	13.00
	1,300.00	1490	.07		1,707.00	1240	.76		1,549.19	0010	8.00
	1,300.00	6095	.13		2,000.00	1500	.02				
	1,300.00	6410	.09		2,200.00	1150	.49	WTD. AVG. BASE	1,276.01		
	1,300.00	6977	.10		2,268.00	0010	.43				
	1,300.00	6990	.46		2,371.20	0010	.82	MATARO	850.00	0010	100.00
	1,305.00	0010	.56								
	1,325.00	0010	.05	WTD. AVG. BASE	1,234.35			WTD. AVG. BASE	850.00		
	1,325.00	1440	.10								
	1,325.00	1470	.15	CARIGNANE	400.00	0010	91.89	MERLOT	750.00	1283	.03
	1,325.00	6475	4.62		450.00	0010	7.26		795.00	0010	.31
	1,336.00	1355	.06		800.00	0010	.84		950.00	1220	2.72
	1,348.00	0010	.33						957.60	1200	.86
	1,350.00	0010	4.18	WTD. AVG. BASE	407.01				965.00	0010	.75
	1,350.00	0250	.03						1,000.00	0250	.11
	1,350.00	0990	.26						1,000.00	1220	.83

(Continued)

Table 8. BASE PRICE PAID TO GROWERS FOR GRAPES CRUSHED, DELIVERED TO CALIFORNIA PROCESSORS, FROM THE 1988 CROP, WITH BRIX FACTORS AND PERCENT OF PURCHASED TONNAGE, BY TYPE, VARIETY, REPORTING DISTRICT WHERE GROWN, AND WEIGHTED AVERAGE BASE PRICE (Cont'd)

Variety	Base Price	Brix Factors	Percent
	Dollars Per Ton	Code a/	b/
DISTRICT 4 (Cont'd)			
MERLOT (Cont'd)	1,000.00	1500	.09
	1,000.00	3085	.03
	1,050.00	1220	.14
	1,050.00	1470	.55
	1,050.00	1570	.57
	1,100.00	0010	1.97
	1,100.00	0250	1.02
	1,100.00	1330	.23
	1,107.00	6615	.64
	1,118.76	0010	2.48
	1,125.00	0010	.29
	1,150.00	1490	.37
	1,169.59	1350	.91
	1,180.00	0010	1.13
	1,194.00	0010	.39
	1,200.00	0010	9.51
	1,200.00	1340	1.07
	1,200.00	1360	.21
	1,215.00	1350	4.58
	1,218.76	0250	.61
	1,243.76	0250	1.66
	1,247.44	0010	4.09
	1,250.00	0010	1.07
	1,250.00	1220	.79
	1,262.70	1370	1.10
	1,264.00	1500	.18
	1,266.39	0010	4.13
	1,274.92	0250	.52
	1,275.00	0010	.73
	1,275.21	4590	1.91
	1,283.00	1240	1.21
	1,289.61	0010	15.27
	1,300.00	0010	1.80
	1,300.00	1330	.05
	1,300.00	1500	.27
	1,318.76	0250	.14
	1,348.59	0010	.64
	1,350.00	0010	4.51
	1,350.00	1130	.89
	1,350.00	1330	.21
	1,350.00	1500	.57
	1,350.00	7590	8.75
	1,369.00	0010	1.50
	1,375.00	0010	.73
	1,375.00	1150	.26
	1,400.00	0010	1.14
	1,400.00	0980	.97
	1,400.00	1150	.03
	1,400.00	1370	.67
	1,400.00	1380	.11
	1,400.00	1500	.93
	1,416.09	7100	.22
	1,418.76	0250	.42
	1,450.00	0010	2.93
	1,450.00	1220	.31
	1,459.20	0010	.82
	1,500.00	0010	4.39
	1,500.00	0250	.37
	1,500.00	1150	.20
	1,500.00	6990	.21
	1,500.00	7590	.26
	1,650.00	0990	.14
	2,268.00	0010	.50
WTD. AVG. BASE	1,273.65		
MEUNIER	648.57	0010	19.49
	787.00	0010	66.13
MEUNIER (Cont'd)	975.00	1360	5.80
	1,036.00	0010	8.58
WTD. AVG. BASE	792.30		
NEBBIOLO	1,000.00	1590	100.00
WTD. AVG. BASE	1,000.00		
PETITE SIRAH	400.00	0010	5.05
	425.00	1220	2.48
	450.00	0010	7.04
	450.00	1330	7.07
	500.00	0010	9.34
	500.00	1130	.60
	536.97	0010	7.81
	550.00	6418	8.28
	600.00	0010	.17
	650.00	0010	10.04
	650.00	6925	.16
	700.00	0010	4.67
	700.00	0310	.46
	705.53	0010	4.04
	750.00	0010	5.04
	750.00	1649	2.33
	750.00	6925	13.03
	800.00	0010	.44
	825.00	0010	.50
	850.00	0010	.14
	850.00	1380	1.03
	1,000.00	0010	10.29
WTD. AVG. BASE	636.58		
PETITE VERDOT	1,000.00	3110	28.57
	1,400.00	1500	71.43
WTD. AVG. BASE	1,285.71		
PINOT NOIR	300.00	0010	.35
	300.00	1647	.32
	475.00	0010	.61
	475.00	0590	.30
	500.00	1330	.10
	550.00	0010	.50
	600.00	0010	.67
	600.00	0960	.04
	700.00	0010	.24
	735.00	0010	5.25
	750.00	0010	.87
	766.29	0010	.25
	766.86	0010	13.19
	787.00	0010	21.31
	800.00	0010	11.64
	801.89	0010	.22
	850.00	0010	2.43
	850.00	0590	.47
	852.48	0010	9.47
	873.57	0010	1.14
	881.78	0010	4.09
	887.00	0010	4.10
	900.00	0010	.71
	900.00	1470	.17
	945.86	0010	.57
	950.00	0010	.49
	975.00	0010	.13
	1,000.00	0010	1.67
	1,000.00	0575	.28
	1,000.00	0590	.47
	1,000.00	1130	.07
	1,000.00	6925	.30
	1,000.00	7580	1.51
PINOT NOIR (Cont'd)	1,030.00	0010	.21
	1,030.00	1360	.89
	1,036.00	0010	2.05
	1,050.00	1360	.09
	1,100.00	0010	2.55
	1,100.00	1070	1.38
	1,100.00	1360	.54
	1,122.00	0010	.32
	1,150.00	0010	.62
	1,150.00	1360	.96
	1,162.50	0010	.26
	1,200.00	0010	.78
	1,200.00	1130	.45
	1,200.00	1330	.08
	1,200.00	1350	.04
	1,200.00	6990	.48
	1,250.00	0010	.73
	1,250.00	1360	.23
	1,250.00	1470	.32
	1,292.00	0010	.31
	1,300.00	0010	.88
	1,300.00	1360	.59
	1,400.00	0010	.91
	1,400.00	1360	.40
WTD. AVG. BASE	863.21		
PINOT ST GEORGE	150.00	0010	100.00
WTD. AVG. BASE	150.00		
SANGIOVETO	900.00	0010	100.00
WTD. AVG. BASE	900.00		
SYRAH/FRENCH SYRAH-SHIRAZ	800.00	1500	100.00
WTD. AVG. BASE	800.00		
ZINFANDEL	450.00	0010	9.66
	475.00	0010	.40
	480.50	0010	4.23
	481.00	0010	.02
	500.00	0010	.47
	525.00	0010	.05
	550.00	0010	1.94
	575.00	1180	.16
	600.00	0010	1.32
	600.00	0477	45.08
	600.00	0500	7.55
	600.00	0535	.83
	600.00	2100	4.76
	618.29	0010	.16
	625.00	0760	1.07
	650.00	0010	.65
	660.00	0010	.05
	675.00	0010	.28
	700.00	0010	.87
	700.00	1350	1.55
	715.00	0010	.70
	730.00	1590	2.49
	748.38	1120	4.14
	750.00	0010	2.49
	750.00	0210	.02
	750.00	0500	1.06
	750.00	6925	.28
	775.00	0010	.26
	800.00	0010	1.43
	800.00	0210	.21
	800.00	1360	.06
	800.00	6925	.20

(Continued)

Table 8. BASE PRICE PAID TO GROWERS FOR GRAPES CRUSHED, DELIVERED TO CALIFORNIA PROCESSORS, FROM THE 1988 CROP, WITH BRIX FACTORS AND PERCENT OF PURCHASED TONNAGE, BY TYPE, VARIETY, REPORTING DISTRICT WHERE GROWN, AND WEIGHTED AVERAGE BASE PRICE (Cont'd)

Variety	Base Price	Brix Factors	Percent
	Dollars Per Ton	Code a/	b/
DISTRICT 4 (Cont'd)			
ZINFANDEL (Cont'd)	840.95	0010	1.68
	850.00	0010	1.63
	850.00	1360	.09
	850.00	1380	.50
	900.00	0010	.39
	900.00	1350	.27
	950.00	0790	.22
	950.00	6610	.78
WTD. AVG. BASE	616.97		
OTHER RED	300.00	0960	64.08
	375.00	6418	35.92
WTD. AVG. BASE	326.94		
DISTRICT 5			
WINE GRAPES (WHITE)			
CHARDONNAY	500.00	6190	4.13
	550.00	1130	11.97
	600.00	5010	25.32
	700.00	1130	4.26
	850.00	0010	5.51
	850.00	0780	2.15
	850.00	6948	13.25
	850.00	6993	33.40
WTD. AVG. BASE	729.91		
CHENIN BLANC	200.00	4580	28.64
	300.00	0010	42.80
	300.00	2614	28.56
WTD. AVG. BASE	271.36		
FRENCH COLOMBARD	200.00	0010	4.02
	200.00	1050	2.94
	200.00	4580	5.21
	275.00	0010	36.45
	300.00	0750	51.39
WTD. AVG. BASE	278.73		
GEWURZTRAMINER	300.00	0010	100.00
WTD. AVG. BASE	300.00		
GRAY RIESLING	400.00	1360	100.00
WTD. AVG. BASE	400.00		
SAUVIGNON BLANC	300.00	1060	16.71
	350.00	1060	16.17
	400.00	0010	35.57
	400.00	4024	24.60
	475.00	0010	6.97
WTD. AVG. BASE	380.44		
SEMILLON	400.00	0010	100.00
WTD. AVG. BASE	400.00		
WHITE RIESLING	475.00	0010	100.00
WTD. AVG. BASE	475.00		
WINE GRAPES (RED)			
BARBERA	400.00	1500	100.00
WTD. AVG. BASE	400.00		
CABERNET SAUVIGNON	550.00	5057	58.53
	550.00	6960	7.60
	575.00	1240	2.89
	600.00	0010	.93
	750.00	6123	7.60
	750.00	6124	22.22
	850.00	1360	.22
WTD. AVG. BASE	611.50		
CARIGNANE	450.00	6400	100.00
WTD. AVG. BASE	450.00		
EARLY BURGUNDY	450.00	6400	100.00
WTD. AVG. BASE	450.00		
GAMAY (NAPA)	350.00	0780	1.89
	375.00	0780	31.61
	500.00	0010	48.56
	500.00	4024	3.27
	500.00	4026	1.89
	550.00	6418	12.77
WTD. AVG. BASE	464.03		
PETITE SIRAH	375.00	6960	32.46
	550.00	6400	26.45
	550.00	6418	40.01
	800.00	0010	1.08
WTD. AVG. BASE	495.89		
PINOT NOIR	400.00	4970	100.00
WTD. AVG. BASE	400.00		
ZINFANDEL	400.00	0010	1.71
	600.00	0477	36.05
	700.00	0010	38.98
	700.00	2360	5.55
	725.00	0010	6.08
	750.00	0010	.37
	750.00	6123	11.26
WTD. AVG. BASE	666.17		
DISTRICT 6			
TABLE GRAPES			
TOKAY	125.00	0010	100.00
WTD. AVG. BASE	125.00		
OTHER TABLE	1,200.00	1360	100.00
WTD. AVG. BASE	1,200.00		
WINE GRAPES (WHITE)			
CHARDONNAY	500.00	0010	.03
	900.00	0010	.13
	1,000.00	0010	.69
	1,000.00	1130	.10
	1,000.00	1150	1.68
	1,050.00	0010	9.18
	1,100.00	0980	.43
	1,125.00	1100	1.02
	1,200.00	0010	44.33
	1,200.00	1110	.42
	1,200.00	1150	.25
	1,200.00	1470	.33
	1,250.00	0010	24.78
	1,250.00	1150	.05
	1,250.00	1500	.33
	1,300.00	0010	1.03
	1,300.00	1490	.37
	1,300.00	1510	6.52
	1,350.00	0010	1.89
	1,450.00	0010	1.72
	1,450.00	1130	.52
	1,500.00	0010	2.15
	1,500.00	1470	.98
	2,000.00	1470	1.07
WTD. AVG. BASE	1,226.40		
CHENIN BLANC	325.00	0010	31.84
	350.00	0010	46.66
	350.00	0730	2.56
	595.47	0650	18.33
	800.00	0010	.61
WTD. AVG. BASE	389.76		
FOLLE BLANCHE	400.00	1130	34.56
	900.00	1130	65.44
WTD. AVG. BASE	727.21		
FRENCH COLOMBARD	300.00	2815	11.67
	350.00	0010	88.33
WTD. AVG. BASE	344.17		
GEWURZTRAMINER	600.00	0980	16.07
	650.00	1330	62.50
	700.00	0940	21.43
WTD. AVG. BASE	652.68		
GRAY RIESLING	300.00	0010	100.00
WTD. AVG. BASE	300.00		
PALOMINO/GOLDEN CHASSELES	150.00	0760	100.00
WTD. AVG. BASE	150.00		
PINOT BLANC	595.47	0650	49.79
	700.00	0010	3.44
	750.00	1130	1.72
	800.00	0010	45.05
WTD. AVG. BASE	693.86		

(Continued)

Table 8. BASE PRICE PAID TO GROWERS FOR GRAPES CRUSHED, DELIVERED TO CALIFORNIA PROCESSORS, FROM THE 1988 CROP, WITH BRIX FACTORS AND PERCENT OF PURCHASED TONNAGE, BY TYPE, VARIETY, REPORTING DISTRICT WHERE GROWN, AND WEIGHTED AVERAGE BASE PRICE (Cont'd)

Variety	Base Price	Brix Factors	Percent
	Dollars Per Ton	Code a/	b/
DISTRICT 6 (Cont'd)			
SAUVIGNON BLANC	200.00	0760	2.88
	550.00	0010	8.00
	600.00	1110	.85
	615.00	1200	3.31
	650.00	0010	72.31
	680.00	1200	12.65
WTD. AVG. BASE	631.24		
SEMILLON	300.00	0010	17.52
	300.00	2400	40.89
	450.00	0010	4.31
	590.00	1360	2.78
	602.94	1110	9.46
	620.51	1635	22.81
	800.00	0010	2.23
WTD. AVG. BASE	427.42		
SYLVANER	325.00	3100	100.00
WTD. AVG. BASE	325.00		
WHITE RIESLING	275.00	0010	5.36
	300.00	0010	20.82
	350.00	0010	6.94
	350.00	2400	32.81
	400.00	0010	8.20
	500.00	0010	8.68
	500.00	0730	17.19
WTD. AVG. BASE	378.47		
OTHER WHITE	150.00	2605	56.41
	300.00	0010	43.59
WTD. AVG. BASE	215.38		
WINE GRAPES (RED)			
BARBERA	500.00	0010	100.00
WTD. AVG. BASE	500.00		
CABERNET SAUVIGNON	700.00	1380	3.35
	750.00	6155	12.89
	800.00	0010	5.14
	800.00	1580	5.97
	900.00	0010	3.77
	900.00	1110	2.20
	950.00	0010	7.44
	1,000.00	1110	4.61
	1,000.00	1370	3.67
	1,100.00	1470	4.30
	1,164.00	0010	11.43
	1,164.00	1150	8.28
	1,200.00	0010	22.33
	1,200.00	1150	.84
	1,400.00	1150	3.77
WTD. AVG. BASE	1,023.83		
CARIGNANE	100.00	1590	27.19
	200.00	0010	59.06
	200.00	1590	4.09
	250.00	1130	2.34
	275.00	0010	7.31
WTD. AVG. BASE	179.46		
GRENACHE	400.00	1130	3.38
	460.00	1590	76.81
	650.00	0010	19.81
WTD. AVG. BASE	495.60		
MATARO	425.00	0010	1.33
	450.00	0010	1.33
	500.00	0010	1.11
	525.86	1580	16.06
	530.66	1580	71.83
	650.00	1590	1.11
	700.00	0010	3.50
	700.00	0980	3.28
	700.00	2605	.44
WTD. AVG. BASE	540.62		
MERLOT	700.00	0010	36.25
	700.00	1130	11.97
	700.00	1150	11.65
	700.00	1360	11.97
	751.28	0010	12.62
	900.00	1370	11.97
	1,200.00	0010	3.24
	1,200.00	1150	.32
WTD. AVG. BASE	748.22		
MISSION	200.00	0010	100.00
WTD. AVG. BASE	200.00		
MUSCAT HAMBURG	455.00	1360	100.00
WTD. AVG. BASE	455.00		
PETITE SIRAH	300.00	0010	71.06
	350.00	0010	20.90
	600.00	1360	6.43
	650.00	0010	1.61
WTD. AVG. BASE	335.37		
PINOT NOIR	100.00	0010	2.01
	400.00	0010	13.31
	500.00	1130	2.99
	554.97	0780	60.95
	600.00	0010	13.92
	600.00	0210	1.87
	600.00	1590	2.20
	750.00	1380	1.21
	800.00	0010	.47
	1,000.00	1150	.23
	1,200.00	1330	.47
	1,250.00	1150	.14
	1,400.00	1150	.23
WTD. AVG. BASE	542.17		
SALVADOR	350.00	3110	100.00
WTD. AVG. BASE	350.00		
ZINFANDEL	300.00	0010	.99
	350.00	1360	.19
	500.00	0010	.45
	500.00	1360	.04
	540.00	0730	.57
	550.00	0010	19.28
	550.00	1110	.08
	575.00	0010	4.81
	600.00	0010	.51
ZINFANDEL (Cont'd)	600.00	1130	.11
	700.00	0010	.23
	700.00	7100	.32
	750.00	0010	1.71
	750.00	2840	38.55
	750.00	7100	.24
	800.00	0010	5.13
	800.00	1380	.08
	800.00	7800	1.37
	900.00	0010	1.10
	900.00	0960	.27
	900.00	7100	.93
	950.00	0055	2.43
	995.00	0010	9.54
	1,000.00	0010	11.08
WTD. AVG. BASE	756.73		
OTHER RED	150.00	2605	23.08
	300.00	0010	54.95
	650.00	0010	21.98
WTD. AVG. BASE	342.31		
DISTRICT 7			
WINE GRAPES (WHITE)			
CHARDONNAY	787.26	5096	4.29
	820.38	0010	.01
	820.38	0610	2.24
	820.38	6510	12.20
	836.82	0610	1.28
	841.79	0010	2.08
	850.00	1240	1.18
	864.00	1500	.01
	900.00	0010	4.21
	900.00	0610	.22
	1,000.00	0010	6.28
	1,000.00	1130	5.40
	1,020.00	1590	.10
	1,025.00	0010	.55
	1,050.00	1130	2.92
	1,100.00	1470	.09
	1,112.89	0780	1.87
	1,120.12	0010	4.27
	1,123.50	0010	.87
	1,150.00	1130	.08
	1,150.00	1240	1.23
	1,200.00	0010	1.07
	1,200.00	0610	.32
	1,200.00	0940	.06
	1,200.00	0980	.10
	1,200.00	1130	4.49
	1,200.00	1240	2.73
	1,200.00	1360	.43
	1,200.00	1470	.07
	1,200.00	1590	1.28
	1,200.00	5057	3.74
	1,200.00	6220	.58
	1,200.00	7605	.79
	1,211.22	0010	.42
	1,250.00	0010	.42
	1,273.68	0800	.29
	1,281.00	1130	4.96
	1,300.00	0010	1.41

(Continued)

Table 8. BASE PRICE PAID TO GROWERS FOR GRAPES CRUSHED, DELIVERED TO CALIFORNIA PROCESSORS, FROM THE 1988 CROP, WITH BRIX FACTORS AND PERCENT OF PURCHASED TONNAGE, BY TYPE, VARIETY, REPORTING DISTRICT WHERE GROWN, AND WEIGHTED AVERAGE BASE PRICE (Cont'd)

Variety	Base Price	Brix Factors	Percent
	Dollars Per Ton	Code a/	b/
DISTRICT 7 (Cont'd)			
CHARDONNAY (Cont'd)	1,300.00	0210	.02
	1,300.00	1130	.21
	1,300.00	1240	2.60
	1,300.00	1305	.08
	1,300.00	1500	.01
	1,306.84	1192	1.75
	1,350.00	1130	.87
	1,350.00	1380	.37
	1,380.00	1500	.01
	1,395.00	0010	1.20
	1,400.00	0010	.80
	1,400.00	1150	.03
	1,400.00	4890	1.80
	1,400.00	7605	.07
	1,455.00	1360	.05
	1,463.60	1570	.71
	1,466.60	1110	.59
	1,499.50	1470	.19
	1,500.00	0010	8.30
	1,500.00	1130	.27
	1,500.00	1470	.17
	1,600.00	0010	.05
	1,600.00	1240	.07
	1,650.00	0010	.50
	1,650.00	6120	1.03
	1,700.00	1240	1.56
	1,700.00	6250	.57
	1,800.00	6250	1.42
	1,900.00	1500	.02
	1,925.00	7605	.13
WTD. AVG. BASE	1,140.82		
CHENIN BLANC	200.00	0010	1.15
	204.20	2490	8.50
	218.42	0010	3.52
	218.42	4650	4.24
	260.00	0010	2.21
	275.00	0830	1.53
	285.00	0960	1.47
	300.00	0010	6.13
	300.00	1100	.07
	300.00	2610	1.62
	300.00	2617	.82
	300.00	4060	1.38
	320.00	1330	.12
	325.00	0940	3.21
	325.00	2253	.58
	331.56	0740	1.15
	343.80	0800	1.59
	350.00	0010	1.39
	350.00	0830	1.47
	350.00	0940	1.06
	359.27	0010	.14
	400.00	0010	18.82
	400.00	4580	37.64
	450.00	0190	.08
	450.00	1020	.04
	515.00	0010	.07
WTD. AVG. BASE	343.75		
EMERALD RIESLING	165.00	4580	98.78
	569.00	0800	1.22
WTD. AVG. BASE	169.94		
FLORA	500.00	0010	100.00
WTD. AVG. BASE	500.00		
FRENCH COLOMBARD	125.00	0010	.54
	200.00	0830	.60
	243.63	0740	13.89
	244.95	0610	9.42
	244.95	4650	15.16
	250.00	0830	3.84
	250.00	2815	3.68
	269.00	0800	2.70
	300.00	4580	47.11
	325.00	0940	3.05
WTD. AVG. BASE	273.25		
GEWURZTRAMINER	332.69	2490	2.17
	350.00	1130	2.92
	375.00	3100	2.08
	400.00	0010	.14
	400.00	2955	52.84
	420.49	0010	.83
	450.00	0010	1.72
	450.00	0840	8.45
	450.00	0940	3.12
	475.00	0840	4.10
	500.00	0010	9.59
	500.00	0840	5.38
	500.00	2955	6.57
	550.00	0930	.09
WTD. AVG. BASE	428.12		
GRAY RIESLING	225.82	2490	40.07
	300.00	0010	16.75
	300.00	1130	5.22
	300.00	2400	8.53
	300.00	4580	14.68
	400.00	0010	14.75
WTD. AVG. BASE	285.03		
MALVASIA BIANCA	275.00	0010	59.33
	327.81	2920	40.67
WTD. AVG. BASE	296.48		
MUSCAT BLANC/ MUSCAT CANELLI	225.00	0010	66.40
	344.63	2920	17.70
	450.00	0960	.03
	475.00	0960	2.10
	475.00	4045	8.11
	663.78	1360	5.66
WTD. AVG. BASE	296.61		
PINOT BLANC	387.69	2920	6.88
	446.47	0610	.05
	500.00	0010	.18
	550.00	0610	2.31
	600.00	0340	4.82
	600.00	4060	4.06
	600.00	4550	2.33
	603.35	0070	4.31
	650.00	0010	23.11
	650.00	0550	1.48
	655.50	0010	6.84
	700.00	0010	19.84
	700.00	0910	.16
	700.00	4080	4.66
	750.00	0010	12.54
	750.00	4060	1.25
	800.00	0010	.62
	939.00	4060	4.55
WTD. AVG. BASE	662.23		
SAUVIGNON BLANC	375.00	0010	5.45
	400.00	1060	.46
	400.00	4550	1.35
	402.36	4570	7.43
	402.36	6510	8.63
	450.00	2955	55.21
	475.00	1380	14.18
	500.00	4050	1.31
	525.00	0010	1.60
	550.00	4045	1.34
	600.00	1110	2.13
	650.00	0210	.09
	650.00	1110	.71
	800.00	0010	.11
WTD. AVG. BASE	449.26		
SAUVIGNON MOSQUE	402.36	4570	100.00
WTD. AVG. BASE	402.36		
SEMILLON	232.22	2920	23.54
	275.00	0010	6.82
	275.00	1160	9.50
	300.00	0010	23.62
	300.00	4550	4.15
	300.00	4580	32.12
	500.00	0960	.26
WTD. AVG. BASE	280.47		
SYLVANER	202.40	0010	30.05
	230.00	4580	19.61
	250.00	0010	4.44
	250.00	3100	13.72
	285.00	1060	12.44
	300.00	0010	11.82
	325.00	3100	7.92
WTD. AVG. BASE	247.98		
WHITE RIESLING	245.00	0010	.59
	300.00	1130	.71
	325.00	0010	3.63
	326.51	2617	2.40
	334.73	2490	3.16
	342.38	2490	2.71
	344.63	0010	2.48
	350.00	0010	2.20
	350.00	0940	1.90
	350.00	3130	.97
	355.50	0010	.64
	375.00	0010	11.16
	375.00	0830	.53
	392.00	0010	3.60
	400.00	0010	.78
	400.00	0830	1.46
	400.00	1220	.01
	400.00	4580	29.30
	400.24	0730	1.25
	404.44	0010	.51
	412.00	0830	3.25
	420.00	0960	.11
	425.00	0830	.64
	450.00	0010	.15
	450.00	3130	1.95
	475.00	0960	.94
	500.00	0010	8.46
	500.00	4580	14.31
	550.00	0010	.12
	675.00	0750	.04
	1,200.00	0330	.03
WTD. AVG. BASE	408.53		

(Continued)

Table 8. BASE PRICE PAID TO GROWERS FOR GRAPES CRUSHED, DELIVERED TO CALIFORNIA PROCESSORS, FROM THE 1988 CROP, WITH BRIX FACTORS AND PERCENT OF PURCHASED TONNAGE, BY TYPE, VARIETY, REPORTING DISTRICT WHERE GROWN, AND WEIGHTED AVERAGE BASE PRICE (Cont'd)

Variety	Base Price	Brix Factors	Percent
	Dollars Per Ton	Code a/	b/
DISTRICT 7 (Cont'd)			
WINE GRAPES (RED)			
CABERNET FRANC	1,000.00	1360	100.00
WTD. AVG. BASE	1,000.00		
CABERNET SAUVIGNON	182.00	0010	.18
	250.00	0010	c/
	356.89	6510	17.37
	482.37	8050	7.54
	525.00	0010	16.77
	585.00	1360	5.44
	600.00	0010	.18
	600.00	6120	1.79
	650.00	0010	2.15
	650.00	6400	1.02
	700.00	0010	9.74
	700.00	1240	1.51
	700.00	1360	8.25
	700.00	5062	.84
	716.84	0010	.29
	750.00	0010	.21
	750.00	1130	.24
	750.00	6155	5.75
	800.00	0010	5.57
	800.00	1130	4.99
	800.00	1380	.01
	800.00	6155	3.94
	810.00	1240	.40
	818.73	0800	1.52
	850.00	1360	1.35
	850.00	1580	.11
	900.00	0010	.60
	900.00	0250	.63
	900.00	1360	.14
	1,000.00	1140	.25
	1,020.00	1360	.38
	1,300.00	0010	.18
	2,124.82	0010	.64
WTD. AVG. BASE	620.94		
CARIGNANE	250.00	0010	100.00
WTD. AVG. BASE	250.00		
EARLY BURGUNDY	350.00	6400	100.00
WTD. AVG. BASE	350.00		
GAMAY (NAPA)	300.00	0010	8.31
	300.00	1090	11.60
	350.00	0010	7.47
	350.00	2247	37.72
	350.00	2250	32.86
	400.00	0010	2.04
WTD. AVG. BASE	341.06		
GAMAY BEAUJOLAIS	250.00	2605	66.00
	429.04	0010	32.84
	720.00	1590	1.15
WTD. AVG. BASE	314.23		
GRENACHE	350.00	2247	85.31
	422.13	1590	14.69
WTD. AVG. BASE	360.59		
MERLOT	250.00	0010	.05
	525.00	0010	14.18
	750.00	1380	.34
	800.00	0010	2.72
	800.00	1090	11.70
	800.00	1130	3.06
	800.00	6400	13.45
	850.00	0010	50.90
	1,000.00	0010	3.59
WTD. AVG. BASE	793.20		
MUSCAT HAMBURG	400.00	0250	100.00
WTD. AVG. BASE	400.00		
PETITE SIRAH	350.00	0010	.76
	350.00	1090	11.58
	350.00	6155	2.93
	350.00	6400	8.97
	400.00	7090	3.59
	412.50	6418	67.56
	425.00	1380	.02
	450.00	0010	3.15
	450.00	1450	.13
	550.00	6155	1.32
WTD. AVG. BASE	399.95		
PFEFFER CABERNE	425.00	0010	22.35
	800.00	1130	77.65
WTD. AVG. BASE	716.20		
PINOT NOIR	394.94	0610	4.30
	400.00	0010	.77
	450.00	0610	22.01
	450.00	4970	5.75
	450.00	6025	17.71
	475.00	0610	8.21
	496.03	0010	.70
	500.00	0610	1.99
	500.00	1110	3.14
	500.00	2110	1.41
	500.00	2160	5.57
	500.00	2175	7.48
	550.00	0010	5.93
	550.00	0500	.03
	550.00	4980	6.11
	600.00	0010	.73
	600.00	1130	.32
	600.00	1360	.34
	600.00	4050	.64
	605.50	0010	2.32
	650.00	0010	.37
	650.00	1130	.04
	700.00	1140	.64
	700.00	1360	.15
	700.00	7690	.91
	975.00	2110	2.44
WTD. AVG. BASE	496.03		
REFOSCO/MONDEUS	356.89	0558	100.00
WTD. AVG. BASE	356.89		
SYRAH/FRENCH SYRAH-SHIRAZ	700.00	1360	100.00
WTD. AVG. BASE	700.00		
ZINFANDEL	356.89	0640	1.79
	390.37	0010	12.55
	425.00	1380	c/
	438.66	0640	1.24
	446.89	0640	6.08
	488.69	0010	1.18
	500.00	1130	.02
	525.00	0010	6.56
	550.00	1110	.65
	575.00	0555	.45
	600.00	0010	1.41
	600.00	0640	2.09
	625.00	0010	16.17
	625.00	2100	.96
	650.00	1705	.01
	700.00	0010	1.05
	750.00	0010	25.89
	750.00	2070	1.45
	800.00	2290	1.10
	850.00	1100	.06
	900.00	2290	1.87
	1,000.00	0010	17.41
WTD. AVG. BASE	675.30		
OTHER RED	750.00	1380	100.00
WTD. AVG. BASE	750.00		
DISTRICT 8			
WINE GRAPES (WHITE)			
CHARDONNAY	600.00	0010	.06
	661.20	0010	.29
	700.00	1050	4.71
	753.00	0760	.19
	800.00	0010	.58
	800.00	5070	.08
	813.00	0010	.11
	820.00	1130	.85
	825.00	0010	.60
	865.55	0010	.31
	875.00	2253	2.72
	876.50	1110	1.98
	900.00	0010	.01
	900.00	1260	.01
	900.00	1360	.24
	905.62	0312	.71
	921.00	1130	.12
	935.00	0010	.80
	935.00	1150	.17
	948.00	0010	5.52
	950.00	0010	.60
	1,000.00	0010	1.11
	1,000.00	0760	.08
	1,000.00	1110	1.86
	1,000.00	1150	.26
	1,000.00	1470	.41
	1,050.00	0760	.10
	1,050.00	1130	.71
	1,053.00	0010	.88
	1,077.52	0010	.89
	1,100.00	0010	2.37
	1,100.00	1110	7.78

(Continued)

Table 8. BASE PRICE PAID TO GROWERS FOR GRAPES CRUSHED, DELIVERED TO CALIFORNIA PROCESSORS, FROM THE 1988 CROP, WITH BRIX FACTORS AND PERCENT OF PURCHASED TONNAGE, BY TYPE, VARIETY, REPORTING DISTRICT WHERE GROWN, AND WEIGHTED AVERAGE BASE PRICE (Cont'd)

Variety	Base Price	Brix Factors	Percent
	Dollars Per Ton	Code a/	b/
DISTRICT 8 (Cont'd)			
CHARDONNAY (Cont'd)	1,100.00	1130	.23
	1,100.00	4070	.46
	1,108.00	1130	.17
	1,120.00	1240	.54
	1,130.00	1240	.28
	1,150.00	0010	.03
	1,150.00	0760	.06
	1,150.00	1240	.38
	1,165.00	0010	.11
	1,191.88	0010	.58
	1,200.00	0010	10.71
	1,200.00	1110	1.85
	1,200.00	1130	3.27
	1,200.00	1150	.31
	1,200.00	1180	6.14
	1,200.00	1240	2.66
	1,200.00	1330	1.41
	1,200.00	1360	13.72
	1,200.00	4085	.59
	1,210.00	1150	.03
	1,211.91	0010	.18
	1,218.96	1360	4.81
	1,250.00	0010	.06
	1,250.00	1380	.04
	1,270.00	1240	.39
	1,300.00	0010	.52
	1,325.00	1240	.57
	1,350.00	0010	.65
	1,350.00	1150	.02
	1,351.00	0010	6.06
	1,400.00	0010	.10
	1,400.00	1360	4.26
	1,400.00	1500	.10
	1,450.00	0980	.37
	1,465.00	0010	.50
	1,475.00	1470	.09
	1,500.00	0010	.03
	1,575.00	0010	.35
	1,600.00	1240	.13
	2,000.00	1493	.12
	2,500.00	0010	.02
WTD. AVG. BASE	1,131.95		
CHENIN BLANC	200.00	0610	17.70
	200.00	0750	.52
	225.00	0760	.32
	234.65	0010	.92
	247.00	0960	8.35
	250.00	0760	.33
	250.00	0940	.26
	250.00	0960	2.43
	275.00	0010	.60
	300.00	0010	.44
	300.00	0760	.24
	300.00	0960	1.30
	300.00	1360	.81
	325.00	0960	6.10
	326.29	0750	18.86
	350.00	0010	2.43
	375.00	1330	.17
	400.00	0010	5.44
	400.00	0750	10.88
	400.00	0760	15.59
	400.00	2285	2.11
	400.00	2570	3.55
	425.00	0010	.04
CHENIN BLANC (Cont'd)	450.00	2285	.48
	475.00	0750	.13
WTD. AVG. BASE	321.26		
FRENCH COLOMBARD	161.30	0010	47.48
	200.00	3110	52.52
WTD. AVG. BASE	181.63		
GEWURZTRAMINER	400.00	0010	3.92
	400.00	0840	68.66
	411.30	0010	7.05
	425.00	0980	1.87
	425.00	2560	11.21
	450.00	0010	3.34
	500.00	0880	1.28
	500.00	1090	.79
	550.00	1110	.73
	575.57	0010	1.15
WTD. AVG. BASE	410.91		
GRAY RIESLING	326.00	0010	100.00
WTD. AVG. BASE	326.00		
GREEN HUNGARIAN	300.00	2535	100.00
WTD. AVG. BASE	300.00		
MUSCAT BLANC/ MUSCAT CANELLI	333.00	0760	1.14
	379.98	0010	.94
	400.00	0010	.33
	475.00	4045	48.92
	500.00	0860	2.12
	500.00	1240	1.95
	500.00	1302	2.34
	545.00	0850	20.93
	550.00	0010	3.28
	577.10	0960	2.51
	600.00	0010	4.40
	650.00	0010	7.28
	650.00	0990	.28
	683.53	1360	3.59
WTD. AVG. BASE	519.74		
PINOT BLANC	780.00	0010	29.63
	800.00	0010	15.05
	809.66	0950	3.32
	850.00	0010	52.00
WTD. AVG. BASE	820.40		
SAUVIGNON BLANC	350.00	4050	2.81
	360.00	1110	5.65
	400.00	0010	.12
	400.00	1110	2.20
	413.00	0980	.84
	440.00	4045	6.02
	460.00	1060	4.04
	462.50	0010	.11
	475.00	0010	12.48
	500.00	0010	.59
	500.00	1200	.63
	500.00	4075	2.57
	550.00	0010	5.70
	550.00	0760	.38
	550.00	0940	.19
	550.00	1110	6.63
SAUVIGNON BLANC (Cont'd)	550.00	1130	.11
	550.00	2395	.58
	550.00	4075	19.37
	570.00	1110	2.56
	575.00	0010	1.38
	575.00	0980	.09
	575.00	2395	.53
	575.00	4075	8.68
	576.74	6525	2.17
	600.00	0010	5.51
	600.00	0960	.83
	600.00	0980	.10
	600.00	0990	.15
	600.00	1220	2.10
	700.00	0010	1.23
	700.00	1590	.17
	745.00	0010	.08
	750.00	0010	2.82
	1,000.00	6525	.55
	1,453.48	1715	.03
WTD. AVG. BASE	526.18		
SAUVIGNON VERT	330.00	2400	100.00
WTD. AVG. BASE	330.00		
SEMILLON	253.00	1130	6.25
	400.00	2400	17.83
	425.00	0010	19.88
	450.00	0010	.85
	450.00	1110	1.99
	550.00	0010	11.13
	550.00	2400	13.86
	576.74	6525	14.59
	600.00	0760	.57
	600.00	1110	13.06
WTD. AVG. BASE	487.74		
SYLVANER	275.00	0010	100.00
WTD. AVG. BASE	275.00		
WHITE RIESLING	348.75	0010	1.36
	362.00	0750	8.50
	371.95	0010	1.16
	400.00	0010	1.63
	400.00	0650	.86
	400.00	0730	6.56
	400.00	0830	12.10
	400.00	2400	.69
	411.30	0940	5.58
	425.00	2400	39.17
	445.00	2810	5.85
	462.22	0010	12.44
	475.00	0010	.86
	500.00	0010	1.43
	500.00	0880	.60
	506.71	0950	.97
	650.00	0010	.25
WTD. AVG. BASE	420.87		
WINE GRAPES (RED)			
BARBERA	175.00	3370	58.98
	200.00	0010	41.02
WTD. AVG. BASE	185.26		

(Continued)

Table 8. BASE PRICE PAID TO GROWERS FOR GRAPES CRUSHED, DELIVERED TO CALIFORNIA PROCESSORS, FROM THE 1988 CROP, WITH BRIX FACTORS AND PERCENT OF PURCHASED TONNAGE, BY TYPE, VARIETY, REPORTING DISTRICT WHERE GROWN, AND WEIGHTED AVERAGE BASE PRICE (Cont'd)

Variety	Base Price	Brix Factors	Percent
	Dollars Per Ton	Code a/	b/
DISTRICT 8 (Cont'd)			
CABERNET FRANC	500.00	0010	4.07
	597.00	1240	63.36
	600.00	0010	2.92
	675.00	0010	1.95
	700.00	0010	4.63
	700.00	1150	1.08
	750.00	0010	7.27
	750.00	6170	11.73
	900.00	1130	1.60
	962.00	1130	1.39
WTD. AVG. BASE	639.53		
CABERNET SAUVIGNON	400.00	0010	.95
	425.00	1590	7.68
	450.00	0010	1.74
	450.00	1150	.14
	459.30	1360	2.64
	500.00	1360	1.48
	550.00	0760	1.09
	600.00	0010	.09
	600.00	6170	2.01
	611.30	1130	3.62
	630.00	1130	.24
	650.00	0010	.53
	651.00	1240	.68
	664.59	0010	2.01
	675.00	0010	.65
	675.00	0990	.09
	675.00	1200	.38
	682.00	1590	.30
	697.63	0010	4.81
	700.00	1130	.43
	700.00	1150	.12
	700.00	1180	1.89
	700.00	1240	18.30
	725.00	0760	.11
	725.00	1240	2.71
	750.00	0010	3.72
	750.00	0760	.68
	750.00	1130	.07
	750.00	1150	.08
	750.00	1240	2.41
	750.00	6170	19.83
	766.00	0010	.06
	776.25	0010	9.46
	800.00	0010	.26
	800.00	1130	.17
	800.00	1240	2.83
	810.00	0010	.89
	842.00	0010	.09
	850.00	0010	.50
	887.50	0010	1.88
	900.00	0010	.76
	900.00	0980	.37
	995.92	0010	1.15
	1,000.00	1150	.05
WTD. AVG. BASE	688.91		
CARIGNANE	180.00	0010	100.00
WTD. AVG. BASE	180.00		
GAMAY (NAPA)	284.03	0010	5.07
	300.00	0010	4.71
	325.00	0010	21.90
	350.00	0920	.99
	350.00	3110	25.36
GAMAY (NAPA) (Cont'd)	375.00	2250	40.41
	425.00	0010	1.56
WTD. AVG. BASE	350.10		
GAMAY BEAUJOLAIS	600.00	1110	88.36
	700.00	1320	11.64
WTD. AVG. BASE	611.64		
MERLOT	675.00	1130	.25
	691.00	1090	5.23
	694.55	0010	18.47
	700.00	0010	2.44
	724.00	1590	4.39
	737.59	1360	3.86
	750.00	0010	4.91
	750.00	6170	3.39
	752.00	0010	17.52
	766.00	1130	1.62
	770.00	1240	5.28
	770.51	0010	4.04
	800.00	0010	14.66
	800.00	1130	1.72
	800.00	1150	2.34
	825.00	1150	1.05
	850.00	0010	.87
	850.00	1150	1.22
	900.00	0010	3.36
	900.00	1130	.45
	1,000.00	0010	.35
	1,000.00	1130	1.65
	1,000.00	1150	.17
	1,100.00	0010	.75
WTD. AVG. BASE	762.13		
NEBBIOLO	600.00	0010	43.93
	600.00	1130	41.04
	600.00	1150	15.03
WTD. AVG. BASE	600.00		
PETITE SIRAH	375.00	1360	1.74
	430.00	1330	6.82
	465.00	0010	1.26
	465.00	1090	30.88
	500.00	0010	1.69
	500.00	1150	8.34
	500.00	1370	1.77
	500.00	6170	41.45
	519.37	0010	6.04
WTD. AVG. BASE	482.97		
PINOT NOIR	350.00	0010	.97
	500.00	0010	.02
	530.00	1130	.79
	550.00	0010	.38
	553.00	2253	16.41
	553.00	5052	6.37
	600.00	0010	2.54
	600.00	1150	.17
	630.00	0010	7.53
	634.00	6155	.54
	635.00	6155	.98
	650.00	0010	1.75
	650.00	0550	11.96
	650.00	1130	.65
	670.00	0010	.39
	675.00	0010	.35
	679.87	0010	.35
PINOT NOIR (Cont'd)	700.00	0010	14.96
	700.00	1130	.62
	700.00	6170	.80
	710.00	1220	3.33
	720.00	1140	2.86
	800.00	0010	2.79
	800.00	1130	1.66
	800.00	1150	.10
	800.00	1330	.52
	850.00	0010	7.98
	1,000.00	0010	6.25
	1,000.00	1130	1.48
	1,000.00	1150	.13
	1,000.00	1470	2.07
	1,052.30	0010	.60
	1,300.00	0010	.84
	1,350.00	0010	.60
	1,350.00	1150	.27
WTD. AVG. BASE	705.24		
SYRAH/FRENCH SYRAH-SHIRAZ	450.00	0010	33.24
	600.00	0010	6.90
	600.00	1350	6.06
	600.00	1490	8.03
	600.00	1500	11.69
	651.57	1648	4.65
	700.00	0010	4.65
	700.00	1500	2.25
	770.51	1500	22.54
WTD. AVG. BASE	597.86		
ZINFANDEL	385.00	0055	8.84
	394.32	0010	6.22
	400.00	0010	2.07
	425.00	0520	.16
	425.00	0760	.67
	425.00	1150	.04
	450.00	0467	.91
	450.00	0477	6.99
	475.00	0010	.20
	475.00	0520	.24
	475.00	0760	.43
	475.00	1150	.05
	486.80	0060	.68
	492.79	0010	1.57
	500.00	0010	.15
	500.00	2138	5.97
	511.30	0060	13.75
	512.00	1150	.02
	525.00	0520	.04
	525.00	1130	.07
	525.23	0477	8.06
	550.00	0010	.32
	550.00	1370	.13
	565.44	0980	.78
	575.00	0010	3.10
	593.73	0010	.77
	600.00	0010	7.62
	600.00	0430	1.05
	600.00	0555	.38
	600.00	0760	.22
	600.00	1150	.02
	600.00	1360	.19
	625.00	0555	.45
	625.00	2100	4.66
	650.00	0010	2.22
	650.00	0760	1.10
	650.00	1150	.05
	650.00	1500	.04
	650.00	1590	.07

(Continued)

Table 8. BASE PRICE PAID TO GROWERS FOR GRAPES CRUSHED, DELIVERED TO CALIFORNIA PROCESSORS, FROM THE 1988 CROP, WITH BRIX FACTORS AND PERCENT OF PURCHASED TONNAGE, BY TYPE, VARIETY, REPORTING DISTRICT WHERE GROWN, AND WEIGHTED AVERAGE BASE PRICE (Cont'd)

Variety	Base Price	Brix Factors	Percent
	Dollars Per Ton	Code a/	b/
DISTRICT 8 (Cont'd)			
ZINFANDEL (Cont'd)	670.17	0010	.17
	675.00	0010	.43
	700.00	0010	.30
	700.00	0760	3.92
	700.00	1370	.18
	725.00	0010	.20
	725.00	0760	2.57
	725.00	0940	.79
	750.00	1360	.05
	800.00	0010	.10
	800.00	2100	6.78
	950.00	0055	1.92
	1,000.00	0500	.18
	1,050.00	0010	2.14
WTD. AVG. BASE	564.60		
DISTRICT 9			
TABLE GRAPES			
CONCORD	250.00	0070	100.00
WTD. AVG. BASE	250.00		
WINE GRAPES (WHITE)			
CHARDONNAY	100.00	0590	.09
	500.00	0780	.90
	500.00	1110	32.02
	700.00	0210	4.92
	750.00	0010	24.85
	874.34	1130	16.78
	1,000.00	1240	20.37
	1,500.00	0010	.09
WTD. AVG. BASE	737.13		
CHENIN BLANC	175.00	0010	78.08
	310.82	0010	21.92
WTD. AVG. BASE	204.77		
FRENCH COLOMBARD	5.00 d/	1900	43.45
	125.00	0010	49.76
	135.00	4555	6.39
	300.00	0980	.40
WTD. AVG. BASE	127.36 f/		
GEWURZTRAMINER	1,000.00	0010	100.00
WTD. AVG. BASE	1,000.00		
PINOT BLANC	850.00	0010	100.00
WTD. AVG. BASE	850.00		
SAUVIGNON BLANC	200.00	1110	7.54
	323.61	4890	24.81
	325.00	0010	4.58
SAUVIGNON BLANC (Cont'd)	350.00	1060	20.95
	361.90	0010	5.22
	400.00	2395	11.45
	400.00	4045	10.85
	427.27	1130	4.33
	456.33	4890	6.85
	465.00	1110	3.42
WTD. AVG. BASE	357.34		
SYMPHONY	300.00	0150	100.00
WTD. AVG. BASE	300.00		
WHITE RIESLING	600.00	0810	100.00
WTD. AVG. BASE	600.00		
WINE GRAPES (RED)			
CABERNET SAUVIGNON	350.00	1060	21.09
	467.54	0010	6.04
	500.00	0940	1.81
	532.28	1130	12.44
	575.00	1240	12.70
	700.00	0210	10.82
	800.00	0010	31.41
	850.00	0980	.24
	900.00	1560	3.41
	1,000.00	1360	.05
WTD. AVG. BASE	610.51		
CARIGNANE	450.00	7625	100.00
WTD. AVG. BASE	450.00		
GRENACHE	5.00 d/	1900	57.93
	150.00	0010	.83
	155.00	0760	23.36
	165.00	2810	17.49
	350.00	0010	.40
WTD. AVG. BASE	160.90 f/		
MATARO	550.00	7625	100.00
WTD. AVG. BASE	550.00		
MERLOT	800.00	0010	100.00
WTD. AVG. BASE	800.00		
PETITE SIRAH	425.00	1370	83.12
	450.00	1140	2.54
	636.43	3110	14.34
WTD. AVG. BASE	455.96		
PINOT NOIR	510.00	0990	29.27
	600.00	0590	70.73
WTD. AVG. BASE	573.66		
ZINFANDEL	400.00	0640	18.49
	500.00	1150	8.12
	600.00	0630	14.37
	600.00	0940	30.41
	750.00	7625	.33
ZINFANDEL (Cont'd)	800.00	0010	.33
	995.00	0010	17.48
	1,104.58	2080	10.47
WTD. AVG. BASE	677.94		
OTHER RED	175.00	0010	100.00
WTD. AVG. BASE	175.00		
DISTRICT 10			
WINE GRAPES (WHITE)			
CHARDONNAY	600.00	0980	6.88
	600.00	1130	1.39
	600.00	1360	6.10
	650.00	0010	.87
	650.00	1130	.44
	750.00	0010	16.11
	750.00	1130	3.83
	758.92	0010	8.80
	800.00	0010	4.70
	800.00	8205	2.61
	850.00	0010	12.20
	900.00	1130	2.61
	900.00	1482	4.53
	1,050.00	1240	28.92
WTD. AVG. BASE	841.25		
CHENIN BLANC	300.00	0010	71.06
	340.00	0980	3.30
	350.00	0960	5.96
	400.00	0010	16.12
	400.00	0940	2.23
	425.00	0935	1.33
WTD. AVG. BASE	324.31		
FRENCH COLOMBARD	130.00	0760	100.00
WTD. AVG. BASE	130.00		
GEWURZTRAMINER	470.00	0980	15.00
	500.00	0010	33.75
	600.00	0930	51.25
WTD. AVG. BASE	546.75		
MUSCAT BLANC/ MUSCAT CANELLI	340.00	0980	3.87
	400.00	0010	6.08
	500.00	0010	25.97
	600.00	0010	60.77
	650.00	1150	3.31
WTD. AVG. BASE	553.48		
MUSCAT ORANGE	500.00	0010	10.86
	650.00	1150	15.43
	700.00	0010	22.86
	750.00	0960	50.86
WTD. AVG. BASE	696.00		

(Continued)

Table 8. BASE PRICE PAID TO GROWERS FOR GRAPES CRUSHED, DELIVERED TO CALIFORNIA PROCESSORS, FROM THE 1988 CROP, WITH BRIX FACTORS AND PERCENT OF PURCHASED TONNAGE, BY TYPE, VARIETY, REPORTING DISTRICT WHERE GROWN, AND WEIGHTED AVERAGE BASE PRICE (Cont'd)

Variety	Base Price	Brix Factors	Percent
	Dollars Per Ton	Code a/	b/
DISTRICT 10 (Cont'd)			
SAUVIGNON BLANC	200.00	0940	.37
	375.00	0010	1.90
	400.00	0010	2.11
	400.00	1110	9.08
	400.00	4045	41.11
	425.00	0980	.57
	450.00	0010	.77
	460.00	1110	1.34
	472.92	0010	4.43
	475.00	0010	13.00
	475.00	0980	.97
	480.00	0980	.74
	500.00	0010	11.41
	500.00	1120	2.59
	500.00	1150	4.76
	515.00	1100	2.39
	550.00	1030	.20
	550.00	1330	.71
	585.00	0010	1.54
WTD. AVG. BASE	440.15		
SEMILLON	375.00	0010	5.79
	400.00	0010	19.69
	422.22	0010	12.74
	425.00	1110	52.90
	450.00	0010	7.72
	475.00	0730	1.16
WTD. AVG. BASE	419.34		
WHITE RIESLING	340.00	0980	77.06
	600.00	1120	22.94
WTD. AVG. BASE	399.63		
OTHER WHITE	300.00	0010	94.74
	340.00	0740	5.26
WTD. AVG. BASE	302.11		
WINE GRAPES (RED)			
BARBERA	350.00	0010	41.82
	400.00	0010	5.36
	400.00	1360	.80
	450.00	1360	6.43
	552.03	0010	45.58
WTD. AVG. BASE	451.60		
CABERNET FRANC	550.00	0010	3.25
	615.00	1200	33.44
	750.00	0980	4.22
	750.00	1240	55.84
	1,150.00	0010	3.25
WTD. AVG. BASE	711.35		
CABERNET SAUVIGNON	450.00	0010	2.20
	450.00	1110	5.93
	495.00	0010	3.05
	500.00	0010	8.87
	500.00	1130	.23
	550.00	0010	1.58
	600.00	0010	8.47
	600.00	1360	1.53
CABERNET SAUVIGNON (Cont'd)	615.00	1200	5.99
	650.00	1150	4.01
	650.00	1500	4.63
	700.00	0980	4.75
	700.00	1240	2.15
	750.00	0010	4.86
	750.00	1240	28.14
	775.00	0010	5.14
	800.00	1470	8.47
WTD. AVG. BASE	662.26		
CARMINE	500.00	1110	100.00
WTD. AVG. BASE	500.00		
CHARBONO	475.00	0980	69.88
	500.00	1350	18.07
	600.00	1130	12.05
WTD. AVG. BASE	494.58		
GRENACHE	300.00	0010	84.13
	600.00	0010	15.87
WTD. AVG. BASE	347.62		
MERLOT	600.00	0010	19.23
	600.00	1360	3.85
	615.00	1200	39.74
	650.00	1130	10.26
	675.00	0010	26.92
WTD. AVG. BASE	631.28		
MISSION	125.00	0940	16.28
	225.00	0010	61.24
	300.00	0010	9.30
	400.00	0780	13.18
WTD. AVG. BASE	238.76		
MUSCAT HAMBURG	600.00	1110	100.00
WTD. AVG. BASE	600.00		
NEBBIOLO	525.00	0980	100.00
WTD. AVG. BASE	525.00		
PETITE SIRAH	375.00	0980	23.24
	440.00	0010	36.70
	500.00	0010	19.57
	600.00	1150	20.49
WTD. AVG. BASE	469.42		
PINOT NOIR	500.00	0980	80.43
	600.00	1130	19.57
WTD. AVG. BASE	519.57		
RUBY CABERNET	400.00	0010	100.00
WTD. AVG. BASE	400.00		
SOUZAO	600.00	0010	23.81
	650.00	0010	11.90
	650.00	1110	64.29
WTD. AVG. BASE	638.10		
SYRAH/FRENCH SYRAH-SHIRAZ	400.00	0010	44.00
	600.00	0010	40.00
	650.00	0010	16.00
WTD. AVG. BASE	520.00		
TINTA CAO	600.00	0010	17.24
	750.00	1110	82.76
WTD. AVG. BASE	724.14		
TOURIGA	600.00	0010	100.00
WTD. AVG. BASE	600.00		
VERDELHO	600.00	0010	100.00
WTD. AVG. BASE	600.00		
ZINFANDEL	200.00	1150	.02
	300.00	0010	.04
	425.00	0010	.72
	450.00	0010	.20
	450.00	7603	.14
	472.65	0010	8.27
	475.00	0760	1.71
	500.00	0010	1.08
	500.00	0760	.01
	500.00	0980	.25
	500.00	1330	.03
	500.00	1350	.53
	500.00	1360	.02
	540.00	0760	.18
	550.00	0010	5.51
	550.00	0640	6.75
	550.00	0730	.62
	550.00	0825	.13
	550.00	1150	.18
	550.00	1360	.33
	575.00	0555	16.24
	580.00	1570	.02
	587.00	0790	1.04
	600.00	0010	1.09
	600.00	1150	1.42
	600.00	1360	.21
	600.00	1380	2.69
	600.00	1590	.10
	650.00	0010	.63
	650.00	1370	4.86
	650.00	1580	.03
	675.00	0010	.54
	675.00	1370	1.15
	700.00	0695	.90
	725.00	2245	1.98
	750.00	0010	.13
	750.00	0940	.83
	800.00	0940	.68
	800.00	2135	10.28
	850.00	0010	20.72
	850.00	1580	.41
	995.00	0010	6.24
	1,000.00	0010	1.07
WTD. AVG. BASE	684.90		
OTHER RED	340.00	0740	52.52
	600.00	0010	1.26
	1,000.00	0010	46.22
WTD. AVG. BASE	648.32		

(Continued)

Table 8. BASE PRICE PAID TO GROWERS FOR GRAPES CRUSHED, DELIVERED TO CALIFORNIA PROCESSORS, FROM THE 1988 CROP, WITH BRIX FACTORS AND PERCENT OF PURCHASED TONNAGE, BY TYPE, VARIETY, REPORTING DISTRICT WHERE GROWN, AND WEIGHTED AVERAGE BASE PRICE (Cont'd)

Variety	Base Price	Brix Factors	Percent
	Dollars Per Ton	Code a/	b/
DISTRICT 11			
RAISIN GRAPES			
MUSCATS	125.00	0250	100.00
WTD. AVG. BASE	125.00		
THOMPSON SEEDLESS	100.00	0760	100.00
WTD. AVG. BASE	100.00		
TABLE GRAPES			
BEAUTY SEEDLESS/ BLACK BEAUTY	90.00	0760	100.00
WTD. AVG. BASE	90.00		
BLACK PRINCE/ ROSE OF PERU	125.00	0010	100.00
WTD. AVG. BASE	125.00		
FLAME SEEDLESS	90.00	0760	61.59
	100.00	0010	38.41
WTD. AVG. BASE	93.84		
RIBIER	125.00	0010	100.00
WTD. AVG. BASE	125.00		
TOKAY	5.00 d/	1900	.03
	80.00	0760	.08
	100.00	0010	.08
	100.00	0040	.76
	100.00	0050	.84
	115.00	2907	.34
	125.00	0010	1.11
	125.00	2470	13.07
	140.00	2150	1.49
	150.00	0010	75.22
	150.00	0050	1.45
	150.00	0640	1.77
	150.00	0710	.32
	150.00	1960	.02
	158.00	0710	2.90
	158.00	1920	.52
WTD. AVG. BASE	145.56 f/		
OTHER TABLE	150.00	0010	100.00
WTD. AVG. BASE	150.00		
WINE GRAPES (WHITE)			
BURGER	5.00 d/	1900	1.59
	80.00	0760	1.12
	125.00	0010	.44
	150.00	0010	1.16
	150.00	0710	2.30
	160.00	0010	4.44
	160.00	0030	3.42
	160.00	2000	45.85
	175.00	0385	22.46
	175.00	1950	17.22
WTD. AVG. BASE	164.63 f/		
CHARDONNAY	200.00	0940	.06
	475.00	0010	13.59
	500.00	0010	1.24
	500.00	3190	1.53
	500.00	4070	.72
	550.00	0960	13.43
	600.00	4890	12.16
	610.00	3255	29.39
	700.00	0010	.16
	750.00	0010	20.34
	825.00	0010	.08
	850.00	0010	1.96
	900.00	2253	1.80
	1,443.75	0010	3.53
WTD. AVG. BASE	646.46		
CHENIN BLANC	5.00 d/	1900	.65
	125.00	0610	1.64
	133.00	0010	1.06
	150.00	0010	2.96
	151.80	0010	2.43
	174.67	2905	15.74
	175.00	0010	.71
	175.00	0070	5.44
	175.00	0750	5.20
	175.00	2470	.31
	177.35	0010	3.62
	190.00	0760	.54
	225.00	2910	54.93
	275.00	0830	.41
	275.00	2910	4.35
WTD. AVG. BASE	204.97 f/		
EMERALD RIESLING	150.00	0760	100.00
WTD. AVG. BASE	150.00		
FRENCH COLOMBARD	5.00 d/	1900	.77
	110.00	0710	.45
	115.00	0010	1.56
	115.00	2907	.38
	125.00	0010	.21
	125.00	0150	.06
	130.00	0010	.40
	130.00	0760	.47
	150.00	0010	1.05
	154.42	4560	27.98
	160.00	0150	1.02
	160.00	2907	1.59
	165.00	0010	1.91
	165.00	0640	.20
	175.00	0010	.81
	175.00	4550	.37
	175.00	4560	46.33
	190.00	4560	14.45
WTD. AVG. BASE	168.51 f/		
GRAY RIESLING	110.00	0760	4.23
	135.00	0010	95.77
WTD. AVG. BASE	133.94		
MUSCAT BLANC/ MUSCAT CANELLI	225.00	0760	56.64
	250.00	0010	28.50
	350.00	0010	14.86
WTD. AVG. BASE	250.70		
MUSCAT ORANGE	310.00	0010	93.97
	350.00	0010	6.03
WTD. AVG. BASE	312.41		
PALOMINO/GOLDEN CHASSELES	135.00	0010	97.07
	150.00	0010	2.93
WTD. AVG. BASE	135.44		
SAUVIGNON BLANC	175.00	0760	.04
	275.00	4045	1.19
	300.00	0010	1.27
	300.00	0150	8.86
	300.00	0940	.02
	310.00	0010	1.40
	325.00	0010	.30
	375.00	0010	.60
	400.00	0640	3.32
	400.00	2395	9.26
	400.00	4045	73.73
WTD. AVG. BASE	386.63		
SEMILLON	325.00	0010	2.71
	350.00	2400	97.16
	400.00	0010	.13
WTD. AVG. BASE	349.39		
SYMPHONY	275.00	4070	95.91
	350.00	0010	4.09
WTD. AVG. BASE	278.07		
WHITE RIESLING	225.00	0640	85.25
	250.00	0760	14.75
WTD. AVG. BASE	228.69		
OTHER WHITE	75.00	0070	100.00
WTD. AVG. BASE	75.00		
WINE GRAPES (RED)			
ALICANTE BOUSCHET	110.00	0760	100.00
WTD. AVG. BASE	110.00		
BARBERA	165.00	0010	19.70
	175.00	0760	3.76
	250.00	6630	66.17
	300.00	1360	.48
	300.00	6170	9.89
WTD. AVG. BASE	235.63		
BLACK MALVOISIE	175.00	6450	100.00
WTD. AVG. BASE	175.00		
CABERNET SAUVIGNON	175.00	0760	.68
	300.00	0010	2.62
	400.00	0780	4.83
	450.00	1360	.01
	500.00	1130	3.29
	500.00	1240	.12
	503.30	0010	3.34
	575.00	6170	60.58
	600.00	1240	.03
	600.00	6170	1.95
	650.00	0010	.13
	700.00	0210	13.26
	700.00	6170	.33
	800.00	0010	5.45
	1,000.00	0940	3.37
WTD. AVG. BASE	595.83		

(Continued)

Table 8. BASE PRICE PAID TO GROWERS FOR GRAPES CRUSHED, DELIVERED TO CALIFORNIA PROCESSORS, FROM THE 1988 CROP, WITH BRIX FACTORS AND PERCENT OF PURCHASED TONNAGE, BY TYPE, VARIETY, REPORTING DISTRICT WHERE GROWN, AND WEIGHTED AVERAGE BASE PRICE (Cont'd)

Variety	Base Price	Brix Factors	Percent
	Dollars Per Ton	Code a/	b/
DISTRICT 11 (Cont'd)			
CARIGNANE	175.00	0010	3.25
	175.00	0940	.49
	180.00	0010	.65
	190.09	0780	1.16
	190.10	0780	1.46
	210.00	0985	1.24
	220.00	0760	.11
	245.00	0210	1.34
	250.00	0010	.86
	250.00	0210	.54
	250.00	6620	19.12
	250.00	6630	64.65
	287.50	0760	2.36
	290.00	0010	1.00
	300.00	0210	1.77
WTD. AVG. BASE	246.74		
CARNELIAN	165.00	0010	78.91
	175.00	6450	21.09
WTD. AVG. BASE	167.11		
CENTURIAN	175.00	6450	100.00
WTD. AVG. BASE	175.00		
GAMAY (NAPA)	240.00	0010	100.00
WTD. AVG. BASE	240.00		
GRENACHE	165.00	0780	98.92
	190.00	0760	.94
	200.00	1470	.14
WTD. AVG. BASE	165.28		
MERLOT	300.00	0010	13.54
	400.00	0010	35.14
	500.00	5085	9.76
	525.00	4890	38.87
	800.00	0010	2.69
WTD. AVG. BASE	455.57		
MISSION	110.00	0760	2.49
	165.00	0780	60.94
	250.00	6420	36.57
WTD. AVG. BASE	194.71		
MUSCAT HAMBURG	350.00	0250	100.00
WTD. AVG. BASE	350.00		
PETITE SIRAH	212.00	0010	35.15
	250.00	6620	8.05
	250.00	6630	27.22
	300.00	6170	13.00
	325.00	0780	16.58
WTD. AVG. BASE	255.58		
ROYALTY	220.00	0760	100.00
WTD. AVG. BASE	220.00		
RUBIRED	150.00	0010	9.15
	178.83	0010	90.85
WTD. AVG. BASE	176.19		
RUBY CABERNET	100.00	0760	1.74
	178.00	0010	5.68
	200.00	0010	68.74
	250.00	6630	23.84
WTD. AVG. BASE	208.93		
VALDEPENAS	150.00	0760	100.00
WTD. AVG. BASE	150.00		
ZINFANDEL	475.00	2130	.48
	550.00	0010	2.67
	750.00	0010	.37
	770.00	0760	.06
	800.00	0010	c/
	800.00	2100	8.48
	850.00	0010	.38
	860.00	0477	.33
	875.00	0455	.57
	900.00	0455	.64
	932.50	0010	.21
	950.00	0055	15.30
	950.00	0940	.39
	958.00	0940	3.53
	968.00	0940	.79
	1,000.00	0010	22.63
	1,000.00	0455	1.37
	1,000.00	0940	.50
	1,000.00	2095	.33
	1,000.00	4555	19.22
	1,008.00	0940	5.99
	1,011.00	0940	.13
	1,018.00	0940	.84
	1,025.00	0010	2.25
	1,050.00	0010	2.61
	1,050.00	0455	6.59
	1,050.00	0555	.38
	1,055.00	0010	2.93
	1,200.00	0990	c/
WTD. AVG. BASE	962.89		
OTHER RED	110.00	0190	92.77
	175.00	0010	3.80
	175.00	6410	3.44
WTD. AVG. BASE	114.70		
DISTRICT 12			
RAISIN GRAPES			
THOMPSON SEEDLESS	90.00	0760	.44
	100.00	0730	.75
	105.00	0010	.23
	110.00	0010	1.84
	115.00	2370	1.73
	125.00	0010	30.48
	125.00	0730	63.49
	125.00	4790	1.05
WTD. AVG. BASE	124.16		
PACKINGHOUSE CULLS	60.00	0010	100.00
WTD. AVG. BASE	60.00		
TABLE GRAPES			
FLAME SEEDLESS	125.00	0010	100.00
WTD. AVG. BASE	125.00		
RIBIER	125.00	0010	65.21
	125.00	0940	34.79
WTD. AVG. BASE	125.00		
WINE GRAPES (WHITE)			
BURGER	190.00	0010	100.00
WTD. AVG. BASE	190.00		
CHARDONNAY	550.00	0760	2.19
	550.00	0960	6.52
	600.00	0010	27.16
	750.00	0010	9.69
	750.00	0730	11.64
	800.00	0010	14.51
	1,200.00	0195	28.29
WTD. AVG. BASE	826.40		
CHENIN BLANC	5.00 d/	1900	6.37
	100.00	0010	.02
	115.00	2907	.07
	130.00	0535	1.53
	133.00	0010	3.00
	150.00	0760	.82
	150.00	2910	7.09
	160.00	0650	.88
	165.00	0010	.57
	165.00	2470	12.30
	165.00	2610	.31
	165.00	2910	32.61
	170.00	0610	1.58
	170.00	1920	6.28
	175.00	0750	.67
	200.00	0150	.98
	200.00	2200	.39
	210.00	0650	.30
	225.00	1910	1.42
	225.00	2910	22.76
	240.00	2230	.04
WTD. AVG. BASE	178.72 f/		
EMERALD RIESLING	120.00	0760	100.00
WTD. AVG. BASE	120.00		
FRENCH COLOMBARD	5.00 d/	1900	1.10
	90.00	0010	.21
	100.00	0150	.23
	110.00	0010	.49
	110.00	0150	2.58
	110.00	0730	3.89
	110.00	0760	.13
	110.00	0960	2.15
	115.00	0150	.25
	115.00	0730	.71
	115.00	0960	.26
	115.00	2907	.07
	125.00	0010	5.46
	130.00	0010	1.75
	135.00	0150	3.85
	135.00	4550	2.92
	140.00	0650	.72
	150.00	0010	.04
	150.00	0730	5.40

(Continued)

Table 8. BASE PRICE PAID TO GROWERS FOR GRAPES CRUSHED, DELIVERED TO CALIFORNIA PROCESSORS, FROM THE 1988 CROP, WITH BRIX FACTORS AND PERCENT OF PURCHASED TONNAGE, BY TYPE, VARIETY, REPORTING DISTRICT WHERE GROWN, AND WEIGHTED AVERAGE BASE PRICE (Cont'd)

Variety	Base Price	Brix Factors	Percent
	Dollars Per Ton	Code a/	b/
DISTRICT 12 (Cont'd)			
FRENCH COLOMBARD (Cont'd)	150.00	0735	.67
	150.00	1920	1.62
	150.00	1930	1.01
	150.00	2610	.20
	150.00	2907	7.86
	150.00	4560	29.30
	175.00	0150	.08
	185.00	1920	.42
	190.00	0150	1.40
	190.00	1920	2.02
	190.00	4560	19.86
	195.00	1920	1.28
	200.00	0650	.70
	240.00	1908	1.00
	325.00	4045	.38
WTD. AVG. BASE	154.82		
GEWURZTRAMINER	400.00	0760	100.00
WTD. AVG. BASE	400.00		
GREEN HUNGARIAN	150.00	0010	100.00
WTD. AVG. BASE	150.00		
MALVASIA BIANCA	175.00	0010	66.46
	225.00	0010	33.54
WTD. AVG. BASE	191.77		
PALOMINO/GOLDEN CHASSELES	5.00 d/	1900	7.67
	100.00	0760	4.66
	125.00	0010	83.41
	125.00	0730	3.35
	130.00	0010	.92
WTD. AVG. BASE	123.79 f/		
PINOT BLANC	325.00	0010	100.00
WTD. AVG. BASE	325.00		
SAUVIGNON BLANC	5.00 d/	1900	1.85
	200.00	0730	4.79
	250.00	4560	53.38
	300.00	0860	8.32
	300.00	2395	2.29
	300.00	4045	3.28
	325.00	0010	14.50
	325.00	3110	3.42
	350.00	2395	4.71
	375.00	4045	.54
	400.00	2907	2.92
WTD. AVG. BASE	278.27 f/		
SEMILLON	300.00	2400	26.64
	350.00	2400	73.36
WTD. AVG. BASE	336.68		
SYMPHONY	350.00	0010	100.00
WTD. AVG. BASE	350.00		
OTHER WHITE	75.00	0150	73.83
	125.00	0010	26.17
WTD. AVG. BASE	88.09		
WINE GRAPES (RED)			
BARBERA	5.00 d/	1900	.68
	175.00	0010	.38
	175.00	0190	2.37
	175.00	0780	4.05
	175.00	0940	3.17
	175.00	6400	88.33
	180.00	0760	.12
	250.00	0190	.89
WTD. AVG. BASE	175.68 f/		
CABERNET SAUVIGNON	300.00	0760	1.04
	450.00	0780	.66
	500.00	0010	6.47
	500.00	4890	.61
	500.00	6275	.38
	550.00	0010	9.12
	725.00	0210	13.55
	750.00	0010	6.38
	750.00	0210	5.37
	800.00	0010	.99
	800.00	0940	16.11
	1,045.00	0210	39.32
WTD. AVG. BASE	827.58		
CARIGNANE	5.00 d/	1900	.31
	150.00	0760	.54
	175.00	0010	3.09
	175.00	0210	3.55
	175.00	0940	28.17
	175.00	1311	2.62
	175.00	6400	18.62
	175.20	0010	16.34
	178.00	2370	.69
	180.00	0010	3.81
	210.00	0985	2.97
	210.00	6450	17.78
	250.00	0210	.65
	250.00	1130	.29
	285.00	2605	.57
WTD. AVG. BASE	183.73 f/		
CARNELIAN	150.00	0010	12.86
	165.00	0780	7.67
	175.00	0210	79.47
WTD. AVG. BASE	171.02		
GRENACHE	5.00 d/	1900	.77
	125.00	0010	1.15
	130.00	0010	3.56
	150.00	0010	.07
	150.00	0360	1.71
	150.00	0740	3.60
	165.00	0780	.82
	170.00	0730	3.63
	175.00	0010	1.79
	175.00	0155	6.42
	175.00	0760	.34
	175.00	2650	21.60
	175.00	2810	52.51
	225.00	0960	2.02
WTD. AVG. BASE	172.20 f/		
MALBEC	175.00	6400	100.00
WTD. AVG. BASE	175.00		
MERLOT	525.00	0010	100.00
WTD. AVG. BASE	525.00		
MISSION	100.00	0760	2.65
	125.00	0010	.06
	130.00	0010	.06
	175.00	0940	3.75
	175.00	6410	76.28
	182.50	2370	17.20
WTD. AVG. BASE	174.25		
MUSCAT HAMBURG	110.00	0010	30.54
	283.56	0010	69.46
WTD. AVG. BASE	230.56		
NEBBIOLO	350.00	1150	58.55
	360.00	0010	41.45
WTD. AVG. BASE	354.14		
PETITE SIRAH	175.00	6400	49.95
	200.00	6400	21.71
	200.00	6450	16.27
	215.00	0780	8.04
	350.00	7090	4.03
WTD. AVG. BASE	194.77		
ROYALTY	125.00	0010	37.20
	180.00	1360	22.11
	200.00	0010	40.69
WTD. AVG. BASE	167.68		
RUBIRED	125.00	0980	2.54
	175.00	6400	4.27
	178.60	0010	7.47
	180.00	0010	.92
	180.00	1360	24.92
	200.00	0010	1.76
	200.00	0760	1.28
	200.00	0940	51.75
	205.00	0940	3.42
	275.00	6120	1.67
WTD. AVG. BASE	191.68		
RUBY CABERNET	5.00 d/	1900	.45
	150.00	0760	.39
	150.00	1390	.01
	175.00	0010	1.27
	175.00	0210	14.05
	175.00	0780	12.48
	175.00	0940	4.51
	175.00	1130	1.75
	175.00	1940	1.05
	175.00	6400	49.13
	178.00	0010	11.36
	178.00	2370	1.23
	195.00	0010	.31
	250.00	0210	2.02
WTD. AVG. BASE	176.86 f/		
SALVADOR	125.00	0740	100.00
WTD. AVG. BASE	125.00		
ST MACAIRE	175.00	0250	82.87
	175.00	0940	17.13
WTD. AVG. BASE	175.00		

(Continued)

Table 8. BASE PRICE PAID TO GROWERS FOR GRAPES CRUSHED, DELIVERED TO CALIFORNIA PROCESSORS, FROM THE 1988 CROP, WITH BRIX FACTORS AND PERCENT OF PURCHASED TONNAGE, BY TYPE, VARIETY, REPORTING DISTRICT WHERE GROWN, AND WEIGHTED AVERAGE BASE PRICE (Cont'd)

Variety	Base Price	Brix Factors	Percent
	Dollars Per Ton	Code a/	b/
DISTRICT 12 (Cont'd)			
TINTA MADEIRA	115.00	1925	100.00
WTD. AVG. BASE	115.00		
VALDEPENAS	175.00	0010	68.27
	175.00	0250	20.85
	180.00	0760	10.88
WTD. AVG. BASE	175.54		
ZINFANDEL	175.00	0055	23.72
	300.00	0055	.36
	435.00	1370	.05
	500.00	0555	2.22
	600.00	0055	.65
	600.00	2095	3.01
	620.00	1947	2.28
	800.00	0010	.05
	800.00	2100	.24
	850.00	0010	.07
	900.00	0010	.65
	900.00	0780	.02
	932.50	0010	1.38
	950.00	0055	16.21
	950.00	0940	5.52
	979.99	0420	2.28
	994.43	0940	.88
	995.00	0010	2.53
	1,000.00	0010	7.58
	1,000.00	6405	2.14
	1,025.00	0010	17.50
	1,050.00	0420	10.53
	1,414.26	2080	.13
WTD. AVG. BASE	763.51		
OTHER RED	5.00 d/	1900	.09
	150.00	3110	.84
	175.00	0010	51.81
	175.00	0210	33.47
	185.00	0210	13.79
WTD. AVG. BASE	176.17 f/		
DISTRICT 13			
RAISIN GRAPES			
MUSCATS	4.00 d/	1900	.06
	4.50 d/	1900	.07
	5.00 d/	1900	.36
	100.00	0650	3.73
	110.00	2370	.03
	110.00	2930	5.81
	115.00	0010	2.08
	115.00	1110	9.39
	115.00	2900	3.05
	115.00	2907	.10
	120.00	1110	1.41
	120.00	1945	.07
	125.00	0010	.82
	125.00	0150	22.85
MUSCATS (Cont'd)	125.00	0250	.34
	125.00	0310	.10
	125.00	0650	14.80
	125.00	0980	7.23
	125.00	4550	15.95
	125.00	7900	.62
	125.00	7910	1.05
	130.00	0010	4.93
	130.00	0210	.39
	135.00	2907	.56
	140.00	0190	1.14
	150.00	0358	3.05
WTD. AVG. BASE	122.90 f/		
SULTANAS	100.00	2900	9.11
	115.00	0010	80.35
	115.00	2370	.74
	115.00	2900	9.81
WTD. AVG. BASE	113.63		
THOMPSON SEEDLESS	4.50 d/	1900	.97
	5.00 d/	1900	.99
	5.25 d/	1900	.06
	90.00	0010	.01
	90.00	2930	.80
	95.00	0010	.03
	100.00	0070	.19
	100.00	0730	.39
	105.00	0010	.14
	110.00	0010	.04
	110.00	0960	.99
	110.00	2900	.21
	115.00	0010	11.35
	115.00	0150	.18
	115.00	0190	.07
	115.00	0535	.94
	115.00	0730	1.42
	115.00	0960	10.06
	115.00	1927	.36
	115.00	2150	19.99
	115.00	2370	8.64
	115.00	2900	24.86
	115.00	2907	11.24
	120.00	0210	2.38
	120.00	4540	.08
	125.00	0010	.96
	125.00	0150	2.17
	125.00	0730	.44
WTD. AVG. BASE	115.11 f/		
PACKINGHOUSE CULLS	90.00	2930	100.00
WTD. AVG. BASE	90.00		
TABLE GRAPES			
BLACK MONUKKA	115.00	2370	100.00
WTD. AVG. BASE	115.00		
CALMERIA	4.00 d/	1900	17.37
	4.50 d/	1900	20.17
	5.00 d/	1900	14.98
	5.25 d/	1900	47.48
WTD. AVG. BASE	e/		
CHRISTMAS ROSE	4.25 d/	1900	19.16
	5.00 d/	1900	12.52
	5.25 d/	1900	68.32
WTD. AVG. BASE	e/		
EMPERATRIZ	5.00 d/	1900	100.00
WTD. AVG. BASE	e/		
EMPEROR	4.25 d/	1900	3.12
	4.50 d/	1900	8.53
	5.00 d/	1900	77.80
	5.25 d/	1900	10.55
WTD. AVG. BASE	e/		
EXOTIC	4.25 d/	1900	58.26
	5.00 d/	1900	41.74
WTD. AVG. BASE	e/		
FLAME SEEDLESS	3.50 d/	1900	7.92
	4.00 d/	1900	1.56
	4.25 d/	1900	27.71
	4.50 d/	1900	3.47
	5.00 d/	1900	33.71
	50.00	0210	5.08
	105.00	0010	5.83
	110.00	0010	8.57
	115.00	0010	5.96
	120.00	0210	.20
WTD. AVG. BASE	98.21 f/		
ITALIA	4.00 d/	1900	100.00
WTD. AVG. BASE	e/		
QUEEN	5.00 d/	1900	100.00
WTD. AVG. BASE	e/		
RED GLOBE/ ROSE-ITO	4.25 d/	1900	20.47
	5.00 d/	1900	68.83
	5.25 d/	1900	10.70
WTD. AVG. BASE	e/		
RED MALAGA	4.25 d/	1900	100.00
WTD. AVG. BASE	e/		
RIBIER	4.25 d/	1900	35.37
	5.00 d/	1900	46.31
	5.25 d/	1900	2.74
	105.00	0010	15.59
WTD. AVG. BASE	105.00 f/		
RUBY SEEDLESS/ KING RUBY	4.25 d/	1900	13.12
	4.50 d/	1900	.81
	4.75 d/	1900	.17
	5.00 d/	1900	80.33
	5.20 d/	1900	2.79
	110.00	0010	2.78
WTD. AVG. BASE	110.00 f/		
WHITE MALAGA	4.50 d/	1900	.37
	5.00 d/	1900	.08
	85.00	2907	.18

(Continued)

Table 8. BASE PRICE PAID TO GROWERS FOR GRAPES CRUSHED, DELIVERED TO CALIFORNIA PROCESSORS, FROM THE 1988 CROP, WITH BRIX FACTORS AND PERCENT OF PURCHASED TONNAGE, BY TYPE, VARIETY, REPORTING DISTRICT WHERE GROWN, AND WEIGHTED AVERAGE BASE PRICE (Cont'd)

Variety	Base Price	Brix Factors	Percent
	Dollars Per Ton	Code a/	b/
DISTRICT 13 (Cont'd)			
WHITE MALAGA	100.00	0730	19.11
	110.00	0010	1.16
	110.00	0760	5.43
	110.00	2900	27.05
	110.00	2930	10.40
	115.00	0010	.16
	115.00	0730	4.33
	115.00	0760	15.99
	115.00	2900	3.66
	125.00	4560	12.10
WTD. AVG. BASE	111.07 f/		
PACKINGHOUSE CULLS	100.00	2907	100.00
WTD. AVG. BASE	100.00		
OTHER TABLE	4.75 d/	1900	38.79
	5.00 d/	1900	43.85
	110.00	2900	17.36
WTD. AVG. BASE	110.00 f/		
WINE GRAPES (WHITE)			
BURGER	105.00	0960	19.59
	175.00	1950	80.41
WTD. AVG. BASE	161.28		
CHARDONNAY	508.94	0010	77.34
	508.94	2705	16.37
	508.94	4822	2.14
	800.00	0010	4.15
WTD. AVG. BASE	521.02		
CHENIN BLANC	5.00 d/	1900	.36
	100.00	0610	1.03
	110.00	0070	1.64
	110.00	0760	.30
	110.00	2370	.50
	115.00	0190	2.95
	115.00	0535	.10
	115.00	0610	2.49
	115.00	0760	1.90
	115.00	2907	5.28
	120.00	0010	.20
	125.00	0010	.09
	130.00	0010	.59
	130.00	0760	.16
	130.00	2135	.33
	133.00	0010	.05
	137.50	2907	.36
	140.00	2470	5.49
	140.00	2910	1.22
	145.00	0070	2.74
	150.00	0010	.46
	150.00	0070	2.44
	150.00	2910	27.47
	164.72	0650	3.20
	165.00	0010	2.71
	165.00	2910	7.02
	175.00	0650	.87
	190.00	0650	1.53
	200.00	0650	2.69
	200.00	2490	16.26
CHENIN BLANC (Cont'd)	210.00	0650	7.56
	250.00	0400	.01
WTD. AVG. BASE	159.71 f/		
EMERALD RIESLING	105.00	0010	.84
	115.00	0535	1.08
	125.00	0150	38.29
	135.00	2907	10.38
	161.50	0010	31.96
	180.00	0010	17.44
WTD. AVG. BASE	147.02		
FEHER SZAGOS	115.00	0010	100.00
WTD. AVG. BASE	115.00		
FOLLE BLANCHE	100.00	0010	100.00
WTD. AVG. BASE	100.00		
FRENCH COLOMBARD	5.00 d/	1900	1.17
	100.00	0060	1.87
	100.00	0730	2.06
	100.00	2370	.03
	105.00	0960	.73
	110.00	0010	.01
	110.00	0150	.42
	110.00	0650	.04
	110.00	0730	.12
	110.00	0960	3.08
	110.00	2370	.87
	110.00	2900	.20
	110.00	2930	.77
	111.00	0730	.34
	115.00	0010	.03
	115.00	0150	.19
	115.00	0190	1.18
	115.00	0630	.08
	115.00	0730	3.80
	115.00	0960	1.65
	115.00	2370	.15
	115.00	2900	1.66
	115.00	2907	4.88
	115.00	3373	1.16
	120.00	0210	.37
	120.00	4540	.13
	120.00	4550	.03
	125.00	0010	1.17
	125.00	0150	.99
	125.00	0650	.76
	125.00	0730	.21
	125.00	2135	.05
	125.00	4540	2.72
	125.00	4560	3.96
	130.00	0010	.14
	130.00	0150	.49
	130.00	2907	7.92
	135.00	0010	2.38
	135.00	0150	1.26
	135.00	0650	.49
	135.00	0960	.31
	135.00	4560	20.62
	138.00	0650	1.03
	140.00	0730	1.99
	140.00	2907	.18
	145.00	2907	1.41
	145.00	4560	3.08
	150.00	0010	.48
	175.00	0150	.51
	175.00	0650	3.39
FRENCH COLOMBARD (Cont'd)	175.00	2540	.44
	175.00	2920	11.22
	175.00	4560	.06
	180.00	0650	.87
	190.00	0650	.83
	200.00	0650	3.71
	200.00	2907	.34
WTD. AVG. BASE	137.90 f/		
GRAY RIESLING	137.50	0010	100.00
WTD. AVG. BASE	137.50		
MALVASIA BIANCA	130.00	0010	4.20
	140.00	0650	9.35
	150.00	4550	6.24
	170.00	0650	24.79
	175.00	0150	8.80
	178.38	0650	16.75
	195.00	0650	8.68
	200.00	0650	21.09
	270.00	0010	.10
WTD. AVG. BASE	174.71		
MUSCAT BLANC/ MUSCAT CANELLI	150.00	0730	.24
	170.00	0650	1.97
	175.00	0010	4.81
	175.00	2370	37.76
	175.00	2907	14.95
	200.00	0010	24.41
	200.00	0650	3.30
	224.72	0650	12.33
	250.00	0545	.22
WTD. AVG. BASE	188.07		
MUSCAT ORANGE	240.74	0010	59.03
	261.62	0010	31.78
	350.00	0696	9.19
WTD. AVG. BASE	257.42		
PALOMINO/GOLDEN CHASSELES	5.00 d/	1900	.06
	100.00	0730	5.45
	100.00	2900	.13
	105.00	0960	4.23
	110.00	0960	5.12
	110.00	2370	18.92
	110.00	2900	10.85
	110.00	2930	1.70
	115.00	0730	1.82
	115.00	2370	6.81
	115.00	2900	1.57
	115.00	2907	5.36
	125.00	0730	2.53
	125.00	4550	.70
	125.00	4560	5.68
	127.50	0010	20.82
	137.50	2907	8.26
WTD. AVG. BASE	117.26 f/		
SAUVIGNON BLANC	325.00	0010	100.00
WTD. AVG. BASE	325.00		
SEMILLON	125.00	0010	26.26
	130.00	0010	6.52
	161.50	0010	57.20
	164.72	0650	10.03
WTD. AVG. BASE	150.19		

(Continued)

Table 8. BASE PRICE PAID TO GROWERS FOR GRAPES CRUSHED, DELIVERED TO CALIFORNIA PROCESSORS, FROM THE 1988 CROP, WITH BRIX FACTORS AND PERCENT OF PURCHASED TONNAGE, BY TYPE, VARIETY, REPORTING DISTRICT WHERE GROWN, AND WEIGHTED AVERAGE BASE PRICE (Cont'd)

Variety	Base Price	Brix Factors	Percent
	Dollars Per Ton	Code a/	b/
DISTRICT 13 (Cont'd)			
ST. EMILION (UGNI BLANC)	5.00 d/	1900	15.44
	100.00	0730	2.33
	115.00	2907	15.06
	125.00	0150	6.81
	130.00	0010	18.58
	137.50	2907	16.14
	170.00	0650	12.69
	175.00	0650	12.95
WTD. AVG. BASE	140.43 f/		
OTHER WHITE	4.50 d/	1900	96.45
	5.00 d/	1900	1.76
	75.00	0070	1.08
	105.00	0010	.71
WTD. AVG. BASE	86.97 f/		
WINE GRAPES (RED)			
ALEATICO	108.00	0780	100.00
WTD. AVG. BASE	108.00		
ALICANTE BOUSCHET	5.00 d/	1900	39.88
	150.00	0010	2.57
	170.00	0190	3.27
	175.00	0210	31.98
	175.00	0310	22.29
WTD. AVG. BASE	173.66 f/		
BARBERA	5.00 d/	1900	.48
	80.00	0010	.04
	125.00	0010	.04
	147.00	0940	2.36
	150.00	0010	.16
	155.00	0940	.32
	160.00	0780	1.72
	160.00	0940	.18
	165.00	0940	.60
	175.00	0010	16.39
	175.00	0190	1.04
	175.00	0940	4.75
	175.00	1130	1.50
	175.00	3370	.38
	175.00	6400	2.39
	175.00	6410	67.01
	180.00	0010	.51
	200.00	0250	.13
WTD. AVG. BASE	173.89 f/		
BLACK MALVOISIE	5.00 d/	1900	100.00
WTD. AVG. BASE	e/		
CABERNET SAUVIGNON	500.00	3295	100.00
WTD. AVG. BASE	500.00		
CARIGNANE	5.00 d/	1900	.64
	5.25 d/	1900	.24
	120.00	0010	.14
	140.00	0010	4.03
	150.00	0010	4.07
CARIGNANE (Cont'd)	150.00	0940	2.54
	150.00	0990	8.11
	150.00	1360	1.44
	150.00	3080	1.79
	150.00	6410	46.96
	155.00	0010	1.19
	155.00	0780	7.08
	160.00	0940	1.54
	160.00	3370	.27
	175.20	0010	17.82
	180.00	0010	2.12
	180.00	0740	.03
WTD. AVG. BASE	155.33 f/		
CARMINE	190.00	0780	86.84
	250.00	0010	8.97
	300.00	1165	4.20
WTD. AVG. BASE	200.00		
CARNELIAN	5.00 d/	1900	.20
	142.50	0010	.96
	150.00	6410	77.67
	160.00	0780	7.78
	165.00	0780	13.39
WTD. AVG. BASE	152.72 f/		
CENTURIAN	150.00	6410	84.10
	190.00	0780	15.90
WTD. AVG. BASE	156.36		
GRENACHE	3.50 d/	1900	.01
	5.00 d/	1900	1.27
	110.00	0010	.18
	110.00	2370	.90
	110.00	2930	.48
	115.00	1360	1.07
	120.00	0760	.10
	125.00	0010	.12
	135.00	0010	.04
	135.00	0780	1.75
	140.00	0010	.25
	150.00	0740	7.48
	155.00	0780	.83
	165.00	2650	4.92
	165.00	2810	78.46
	165.00	3370	1.32
	175.00	2810	.77
	225.00	0010	.04
WTD. AVG. BASE	161.77 f/		
MISSION	4.25 d/	1900	.21
	5.00 d/	1900	1.48
	110.00	2370	.05
	150.00	6410	87.27
	175.00	2370	10.99
WTD. AVG. BASE	152.78 f/		
PETITE SIRAH	200.00	0010	100.00
WTD. AVG. BASE	200.00		
ROYALTY	175.00	0010	49.62
	175.00	6400	1.64
	175.00	6410	20.50
	180.00	1360	25.05
	200.00	0250	3.19
WTD. AVG. BASE	177.05		
RUBIRED	140.00	0010	1.73
	160.00	1360	3.01
	162.50	4550	3.74
	165.00	0780	.64
	175.00	0010	29.40
	175.00	0940	1.75
	175.00	1360	3.83
	175.00	2900	6.57
	175.00	6400	32.26
	175.00	7910	.06
	178.60	0010	2.05
	180.00	0780	.46
	180.00	1360	5.16
	190.00	0010	.65
	190.00	0250	.11
	190.00	0310	2.39
	190.00	1150	.33
	190.00	1360	3.20
	190.00	2370	.23
	190.00	7910	.43
	200.00	0010	1.58
	200.00	0250	.22
	210.00	1150	.18
WTD. AVG. BASE	175.38		
RUBY CABERNET	100.00	0010	.02
	175.00	0010	11.37
	175.00	6400	6.06
	175.00	6410	79.61
	178.00	0010	2.16
	180.00	0310	.78
WTD. AVG. BASE	175.09		
SALVADOR	175.00	0010	84.30
	175.00	0980	15.70
WTD. AVG. BASE	175.00		
SOUZAO	165.00	0780	100.00
WTD. AVG. BASE	165.00		
TINTA MADEIRA	175.00	2370	100.00
WTD. AVG. BASE	175.00		
VALDEPENAS	150.00	0740	100.00
WTD. AVG. BASE	150.00		
ZINFANDEL	4.50 d/	1900	1.14
	300.00	0010	.56
	300.00	0040	8.56
	450.00	0010	7.57
	600.00	0940	6.07
	700.00	0010	4.57
	700.00	0740	.57
	750.00	0010	1.28
	825.00	0010	2.24
	825.00	2020	.18
	850.00	0740	18.77
	950.00	0040	12.38
	950.00	0940	.61
	995.00	0010	26.11
	1,000.00	0010	9.39
WTD. AVG. BASE	809.26 f/		
OTHER RED	5.00 d/	1900	19.02
	175.00	0010	80.98
WTD. AVG. BASE	175.00 f/		

(Continued)

Table 8. BASE PRICE PAID TO GROWERS FOR GRAPES CRUSHED, DELIVERED TO CALIFORNIA PROCESSORS, FROM THE 1988 CROP, WITH BRIX FACTORS AND PERCENT OF PURCHASED TONNAGE, BY TYPE, VARIETY, REPORTING DISTRICT WHERE GROWN, AND WEIGHTED AVERAGE BASE PRICE (Cont'd)

Variety	Base Price	Brix Factors	Percent
	Dollars Per Ton	Code a/	b/
DISTRICT 14			
RAISIN GRAPES			
MUSCATS	110.00	0010	3.99
	115.00	0730	.29
	115.00	1110	.46
	115.00	2907	.11
	120.00	0010	7.27
	120.00	0980	.12
	120.00	1110	11.54
	120.00	2200	7.43
	125.00	0250	4.72
	125.00	0650	2.92
	125.00	0730	.61
	125.00	1110	15.91
	125.00	4550	16.30
	135.00	0893	5.69
	135.00	4550	4.00
	140.00	0190	3.11
	140.00	0250	7.41
	150.00	0010	8.12
WTD. AVG. BASE	127.57		
SULTANAS	100.00	0210	100.00
WTD. AVG. BASE	100.00		
THOMPSON SEEDLESS	3.50 d/	1900	3.14
	4.25 d/	1900	.02
	4.29 d/	1900	.49
	5.00 d/	1900	3.25
	60.00	0010	.12
	100.00	0010	1.41
	110.00	0010	15.29
	110.00	0150	.55
	110.00	0960	12.51
	110.00	2900	4.67
	115.00	0010	4.09
	115.00	0730	6.09
	115.00	2150	12.21
	115.00	2900	9.40
	115.00	2907	9.64
	125.00	0010	2.14
	125.00	0960	7.56
	130.00	0960	7.40
WTD. AVG. BASE	115.16 f/		
TABLE GRAPES			
CALMERIA	3.75 d/	1900	20.65
	5.00 d/	1900	79.35
WTD. AVG. BASE	e/		
CARDINAL	3.00 d/	1900	41.03
	4.00 d/	1900	58.97
WTD. AVG. BASE	e/		
CHRISTMAS ROSE	3.75 d/	1900	28.75
	4.50 d/	1900	29.35
	5.00 d/	1900	41.90
WTD. AVG. BASE	e/		
EMPERATRIZ	4.25 d/	1900	97.40
	5.00 d/	1900	2.60
WTD. AVG. BASE	e/		
EMPEROR	3.75 d/	1900	14.61
	4.25 d/	1900	6.06
	4.50 d/	1900	52.01
	5.00 d/	1900	27.31
WTD. AVG. BASE	e/		
EXOTIC	90.00	0010	100.00
WTD. AVG. BASE	90.00		
FLAME SEEDLESS	3.50 d/	1900	8.09
	3.75 d/	1900	40.62
	4.25 d/	1900	10.72
	5.00 d/	1900	4.42
	85.00	0010	1.31
	110.00	0010	1.08
	115.00	0010	33.77
WTD. AVG. BASE	113.77 f/		
ITALIA	3.50 d/	1900	31.83
	115.00	0010	68.17
WTD. AVG. BASE	115.00 f/		
PERLETTE	68.00	0010	100.00
WTD. AVG. BASE	68.00		
QUEEN	5.00 d/	1900	100.00
WTD. AVG. BASE	e/		
RIBIER	3.75 d/	1900	10.34
	4.00 d/	1900	2.09
	5.00 d/	1900	87.57
WTD. AVG. BASE	e/		
RUBY SEEDLESS/ KING RUBY	3.75 d/	1900	1.34
	5.00 d/	1900	84.99
	85.00	0010	13.66
WTD. AVG. BASE	85.00 f/		
SUPERIOR SEEDLESS	5.00 d/	1900	10.07
	70.00	2190	89.93
WTD. AVG. BASE	70.00 f/		
WHITE MALAGA	6.00 d/	1900	31.66
	100.00	0010	7.03
	110.00	0010	3.28
	110.00	0760	3.16
	115.00	0760	22.38
	135.00	4550	32.49
WTD. AVG. BASE	122.49 f/		
WINE GRAPES (WHITE)			
BURGER	175.00	0385	90.07
	175.00	1950	9.93
WTD. AVG. BASE	175.00		
CHARDONNAY	600.00	0010	29.58
	650.00	0010	14.21
	800.00	0010	56.21
WTD. AVG. BASE	719.52		
CHENIN BLANC	6.00 d/	1900	2.60
	100.00	0010	.16
	100.00	0610	1.28
	105.00	0060	2.41
	105.00	0155	9.50
	110.00	0010	.63
	110.00	0650	2.70
	110.00	0760	13.19
	115.00	2907	.59
	117.00	0760	5.45
	120.00	0060	3.92
	120.00	0535	3.39
	120.00	2200	18.89
	120.00	2470	4.13
	120.00	2900	3.80
	125.00	0010	.71
	125.00	0650	4.02
	125.00	0760	5.01
	133.00	0010	.44
	140.00	2470	.69
	145.00	0650	1.09
	145.00	2907	4.53
	150.00	0010	1.67
	170.00	0650	.47
	185.00	0650	3.26
	210.00	0650	5.49
WTD. AVG. BASE	126.12 f/		
EMERALD RIESLING	105.00	0150	10.92
	115.00	2907	4.78
	125.00	0960	10.32
	135.00	2907	25.65
	148.30	0010	4.80
	190.00	0010	41.70
	190.00	0930	1.16
	270.00	0210	.66
WTD. AVG. BASE	154.84		
FRENCH COLOMBARD	4.50 d/	1900	.24
	100.00	0190	1.59
	105.00	0155	7.59
	110.00	0150	3.31
	110.00	0190	1.62
	110.00	0650	2.38
	110.00	0730	.10
	110.00	0960	8.68
	110.00	2370	.13
	110.00	2900	.27
	115.00	0010	.56
	115.00	0730	6.57
	115.00	0750	.10
	115.00	0960	4.11
	115.00	2907	1.57
	117.00	0960	2.18
	120.00	2200	27.94
	120.00	2900	4.14
	120.00	2907	5.58
	121.00	0010	.06
	125.00	0010	.16
	125.00	0190	1.75
	125.00	0960	1.23
	130.00	2907	1.19
	135.00	2907	8.03
	140.00	0650	1.41

(Continued)

Table 8. BASE PRICE PAID TO GROWERS FOR GRAPES CRUSHED, DELIVERED TO CALIFORNIA PROCESSORS, FROM THE 1988 CROP, WITH BRIX FACTORS AND PERCENT OF PURCHASED TONNAGE, BY TYPE, VARIETY, REPORTING DISTRICT WHERE GROWN, AND WEIGHTED AVERAGE BASE PRICE (Cont'd)

Variety	Base Price	Brix Factors	Percent
	Dollars Per Ton	Code a/	b/
DISTRICT 14 (Cont'd)			
FRENCH COLOMBARD (Cont'd)	160.00	0650	1.09
	175.00	0650	2.94
	200.00	0650	3.31
	220.00	0740	.17
WTD. AVG. BASE	122.83 f/		
GREEN HUNGARIAN	100.00	0010	100.00
WTD. AVG. BASE	100.00		
MALVASIA BIANCA	115.00	2907	4.10
	130.00	0650	62.19
	130.00	2907	33.71
WTD. AVG. BASE	129.38		
MUSCAT BLANC/ MUSCAT CANELLI	135.00	6255	60.54
	160.00	0190	39.46
WTD. AVG. BASE	144.86		
PALOMINO/GOLDEN CHASSELES	100.00	0010	26.15
	110.00	0740	.99
	135.00	0650	72.86
WTD. AVG. BASE	125.60		
SAUVIGNON BLANC	225.00	0535	69.66
	325.00	0010	30.34
WTD. AVG. BASE	255.34		
SEMILLON	110.00	0960	95.11
	125.00	0960	4.89
WTD. AVG. BASE	110.73		
ST. EMILION (UNGI BLANC)	125.00	0960	22.57
	135.00	4550	77.43
WTD. AVG. BASE	132.74		
SYLVANER	100.00	0010	100.00
WTD. AVG. BASE	100.00		
OTHER WHITE	4.50 d/	1900	100.00
WTD. AVG. BASE	e/		
WINE GRAPES (RED)			
ALICANTE BOUSCHET	80.00	0010	.25
	150.00	0010	99.75
WTD. AVG. BASE	149.82		
BARBERA	120.00	0010	2.04
	135.00	0960	6.99
	135.00	2907	48.53
	150.00	0010	10.16
	155.00	0780	3.24
	175.00	0010	7.55
	175.00	0190	13.70
	175.00	0790	1.91
	175.00	2900	4.35
BARBERA (Cont'd)	197.50	0010	.20
	205.00	0940	1.32
WTD. AVG. BASE	148.92		
BLACK MALVOISIE	150.00	0940	100.00
WTD. AVG. BASE	150.00		
CABERNET SAUVIGNON	500.00	0010	31.83
	500.00	0780	8.00
	500.00	0940	40.48
	525.00	0010	3.30
	550.00	0010	15.47
	700.00	0010	.90
WTD. AVG. BASE	510.37		
CARIGNANE	120.00	0010	35.97
	135.00	6400	53.10
	150.00	1360	2.13
	165.00	0010	7.01
	175.20	0010	1.79
WTD. AVG. BASE	132.75		
CARNELIAN	135.00	1360	58.53
	150.00	0010	3.13
	205.00	0940	38.34
WTD. AVG. BASE	162.31		
GAMAY (NAPA)	175.00	2470	90.80
	200.00	0010	7.31
	350.00	0780	1.90
WTD. AVG. BASE	180.15		
GRENACHE	4.50 d/	1900	4.09
	100.00	0010	12.70
	105.00	0150	1.50
	110.00	0010	4.07
	110.00	2370	4.06
	135.00	2907	13.05
	150.00	0010	1.47
	150.00	0740	56.79
	155.00	2900	2.26
WTD. AVG. BASE	137.36 f/		
PETITE SIRAH	150.00	0780	100.00
WTD. AVG. BASE	150.00		
ROYALTY	175.00	0010	38.68
	175.00	1360	56.50
	180.00	1360	1.79
	190.00	0940	3.02
WTD. AVG. BASE	175.54		
RUBIRED	135.00	6400	9.42
	160.00	0010	3.99
	167.00	1360	8.39
	170.00	1360	25.51
	175.00	0010	10.98
	175.00	0210	1.02
	175.00	0940	2.04
	175.00	1360	9.86
	175.00	2900	8.48
	175.00	6400	4.31
	178.60	0010	.43
RUBIRED (Cont'd)	180.00	1360	8.32
	190.00	0780	.90
	190.00	0940	.50
	200.00	0010	3.39
	200.00	1360	2.13
	205.00	0940	.34
WTD. AVG. BASE	170.81		
RUBY CABERNET	125.00	0780	15.27
	160.00	0780	3.46
	175.00	0150	.25
	175.00	0210	7.21
	175.00	1360	2.33
	175.00	4550	48.12
	178.00	0010	.73
	180.00	0010	10.16
	185.00	1130	2.54
	190.00	0010	7.32
	205.00	0940	2.62
WTD. AVG. BASE	169.51		
SALVADOR	125.00	0010	7.36
	175.00	0010	17.37
	175.00	0940	24.85
	175.00	0980	28.37
	175.00	2900	11.67
	180.00	0980	3.27
	185.00	0010	7.12
WTD. AVG. BASE	172.19		
ZINFANDEL	300.00	0040	18.45
	600.00	0040	16.60
	700.00	0010	3.68
	750.00	0050	24.51
	750.00	0940	23.70
	825.00	0010	4.15
	995.00	0010	3.63
	1,000.00	0010	5.29
WTD. AVG. BASE	665.47		
OTHER RED	175.00	0010	51.76
	175.00	0190	48.24
WTD. AVG. BASE	175.00		
DISTRICT 15			
TABLE GRAPES			
BLACK PRINCE/ ROSE OF PERU	150.00	0010	100.00
WTD. AVG. BASE	150.00		
RED MALAGA	150.00	0010	100.00
WTD. AVG. BASE	150.00		
WHITE MALAGA	125.00	0010	100.00
WTD. AVG. BASE	125.00		

(Continued)

Table 8. BASE PRICE PAID TO GROWERS FOR GRAPES CRUSHED, DELIVERED TO CALIFORNIA PROCESSORS, FROM THE 1988 CROP, WITH BRIX FACTORS AND PERCENT OF PURCHASED TONNAGE, BY TYPE, VARIETY, REPORTING DISTRICT WHERE GROWN, AND WEIGHTED AVERAGE BASE PRICE (Cont'd)

Variety	Base Price	Brix Factors	Percent
	Dollars Per Ton	Code a/	b/
DISTRICT 15 (Cont'd)			
WINE GRAPES (WHITE)			
BURGER	125.00	0010	35.45
	152.50	0010	64.55
WTD. AVG. BASE	142.75		
MALVASIA BIANCA	150.00	0010	100.00
WTD. AVG. BASE	150.00		
MUSCAT BLANC/ MUSCAT CANELLI	125.00	0010	100.00
WTD. AVG. BASE	125.00		
PALOMINO/GOLDEN CHASSELES	125.00	0010	100.00
WTD. AVG. BASE	125.00		
OTHER WHITE	150.00	0010	100.00
WTD. AVG. BASE	150.00		
WINE GRAPES (RED)			
ALICANTE BOUSCHET	150.00	0010	100.00
WTD. AVG. BASE	150.00		
GRENACHE	150.00	0010	100.00
WTD. AVG. BASE	150.00		
MATARO	150.00	0010	100.00
WTD. AVG. BASE	150.00		
MISSION	150.00	0010	100.00
WTD. AVG. BASE	150.00		
SALVADOR	150.00	0010	100.00
WTD. AVG. BASE	150.00		
ZINFANDEL	300.00	0010	1.08
	350.00	0940	23.56
	750.00	0010	1.42
	772.50	0010	43.16
	950.00	0040	8.14
	1,000.00	0010	22.64
WTD. AVG. BASE	733.52		
OTHER RED	150.00	0010	100.00
WTD. AVG. BASE	150.00		
DISTRICT 16			
RAISIN GRAPES			
MUSCATS	125.00	0010	68.67
	388.89	0010	31.33
WTD. AVG. BASE	207.66		
WINE GRAPES (WHITE)			
CHARDONNAY	650.00	1220	1.33
	675.00	0550	5.19
	678.07	0010	3.45
	684.93	0010	4.65
	750.00	0010	14.17
	760.00	0010	1.45
	800.00	0010	.61
	840.00	1177	1.69
	850.00	0010	1.13
	850.00	0250	27.20
	850.00	1220	8.23
	850.00	1360	.93
	900.00	0010	26.73
	1,000.00	0010	3.24
WTD. AVG. BASE	826.91		
CHENIN BLANC	300.00	0010	44.93
	300.00	0550	11.96
	350.00	0960	20.78
	350.00	1360	1.79
	360.00	0010	19.58
	400.00	0930	.96
WTD. AVG. BASE	323.99		
MUSCAT BLANC/ MUSCAT CANELLI	425.00	0010	6.51
	425.00	1130	10.18
	450.00	0010	63.77
	500.00	0850	19.53
WTD. AVG. BASE	455.59		
PALOMINO/GOLDEN CHASSELES	125.00	0010	100.00
WTD. AVG. BASE	125.00		
PINOT BLANC	450.00	1220	49.81
	500.00	0557	41.55
	500.00	0850	2.86
	550.00	1110	5.78
WTD. AVG. BASE	477.98		
SAUVIGNON BLANC	350.00	1120	1.54
	400.00	0210	30.81
	400.00	1130	14.43
	400.00	1360	1.75
	425.00	1110	3.05
	450.00	0010	32.19
SAUVIGNON BLANC (Cont'd)	480.00	0550	1.73
	484.42	0010	14.50
WTD. AVG. BASE	429.71		
SEMILLON	325.00	0960	100.00
WTD. AVG. BASE	325.00		
WHITE RIESLING	347.35	0010	17.98
	350.00	0696	1.28
	360.00	0010	1.37
	375.00	0950	14.46
	400.00	0190	55.64
	450.00	0010	1.71
	475.00	0010	7.56
WTD. AVG. BASE	392.25		
WINE GRAPES (RED)			
CABERNET SAUVIGNON	400.00	0010	1.34
	400.00	0640	12.00
	425.00	1350	10.77
	450.00	1360	1.92
	600.00	0010	8.82
	600.00	0210	19.82
	650.00	0700	5.17
	650.00	0990	2.30
	650.00	1360	1.53
	700.00	0010	8.24
	725.00	0010	7.86
	750.00	0010	20.24
WTD. AVG. BASE	604.52		
CARIGNANE	150.00	0010	100.00
WTD. AVG. BASE	150.00		
GAMAY (NAPA)	350.00	0550	80.91
	375.00	0010	19.09
WTD. AVG. BASE	354.77		
GAMAY BEAUJOLAIS	400.00	0010	100.00
WTD. AVG. BASE	400.00		
MERLOT	550.00	1360	25.40
	600.00	0010	74.60
WTD. AVG. BASE	587.30		
PETITE SIRAH	350.00	1390	100.00
WTD. AVG. BASE	350.00		
ZINFANDEL	575.00	0520	11.98
	575.00	1360	1.97
	600.00	0010	12.93
	750.00	0010	64.28
	995.00	0010	8.84
WTD. AVG. BASE	727.83		

(Continued)

Table 8. BASE PRICE PAID TO GROWERS FOR GRAPES CRUSHED, DELIVERED TO CALIFORNIA PROCESSORS, FROM THE 1988 CROP, WITH BRIX FACTORS AND PERCENT OF PURCHASED TONNAGE, BY TYPE, VARIETY, REPORTING DISTRICT WHERE GROWN, AND WEIGHTED AVERAGE BASE PRICE (Cont'd)

Variety	Base Price	Brix Factors	Percent
	Dollars Per Ton	Code a/	b/
DISTRICT 17			
WINE GRAPES (WHITE)			
BURGER	300.00	0750	100.00
WTD. AVG. BASE	300.00		
CHARDONNAY	600.00	0010	5.85
	600.00	1130	37.67
	650.00	0010	39.59
	650.00	4855	16.89
WTD. AVG. BASE	628.24		
CHENIN BLANC	133.00	0010	.30
	200.00	0010	1.90
	200.00	0070	7.54
	210.00	0070	6.16
	225.00	0010	7.04
	225.00	0960	11.46
	250.00	0010	14.34
	250.00	0190	.34
	250.00	2670	1.75
	250.00	2680	6.04
	250.00	2790	4.50
	275.00	0010	8.35
	275.00	0940	3.60
	275.00	0960	1.45
	275.00	1130	3.14
	275.00	2910	20.64
	350.00	0010	1.44
WTD. AVG. BASE	248.58		
FRENCH COLOMBARD	175.00	0010	5.71
	175.00	3110	18.14
	175.00	4560	60.80
	185.00	0010	15.35
WTD. AVG. BASE	176.53		
GRAY RIESLING	300.00	0750	100.00
WTD. AVG. BASE	300.00		
SAUVIGNON BLANC	300.00	0010	11.28
	325.00	0010	18.80
	325.00	1110	8.48
	350.00	0940	2.13
	350.00	0950	8.52
	350.00	4822	25.96
	400.00	4045	24.83
WTD. AVG. BASE	349.95		
SEMILLON	215.00	0010	8.93
	215.00	1050	44.58
	350.00	2400	46.49
WTD. AVG. BASE	277.76		
WINE GRAPES (RED)			
CABERNET SAUVIGNON	450.00	0010	8.46
	450.00	1130	36.30
	575.00	6170	41.26
CABERNET SAUVIGNON (Cont'd)	600.00	0010	5.01
	650.00	0940	8.96
WTD. AVG. BASE	527.01		
GAMAY (NAPA)	240.00	0010	21.21
	240.00	0940	78.79
WTD. AVG. BASE	240.00		
MERLOT	500.00	0010	9.71
	550.00	1140	31.38
	575.00	6170	46.72
	600.00	0010	9.94
	800.00	0010	2.24
WTD. AVG. BASE	567.40		
PETITE SIRAH	300.00	0010	20.16
	400.00	0010	79.84
WTD. AVG. BASE	379.84		
ZINFANDEL	525.00	0010	12.76
	550.00	0010	14.73
	647.28	0010	7.80
	650.00	0940	1.70
	800.00	0010	10.35
	1,000.00	0010	52.66
WTD. AVG. BASE	818.93		

a/ See code descriptions beginning on page 55.
b/ Percentage total by variety will not necessarily add to 100.00 due to rounding.
c/ Less than .005 percent.
d/ Price basis per degree Brix.
e/ All prices based on per degree Brix.
f/ Price per degree Brix not included in weighted average base price.

Table 8 - Supplement

BRIX ADJUSTMENT FACTORS

The following Brix adjustment factors are on a per degree Brix basis and are normally calculated to a tenth of a degree, and are cumulative unless otherwise indicated. Most processors, however, indicate maximum and/or minimum Brix acceptance limits. Grapes testing above or below these limits may be subject to price renegotiation, acceptance for use other than for table wine, or rejection by the processors. Discounts for high sugar apply to both base price and bonus unless otherwise stated. There are factors other than Brix, such as material other than grapes (MOG), defects, weight loss in late harvest grapes, and sugar/acid ratios that affect grape prices. These were not considered in this presentation, unless otherwise stated, but were considered in arriving at weighted average prices.
NOTE: Brix adjustment factors designated with an asterisk were added since release of the Preliminary Grape crush Report, 1988 crop.

NO PREMIUM OR PENALTY

0010 No max. or min.
0030 Min. acceptance 14°
0040 Min. acceptance 15°
0050 Min. acceptance 16°
0055 Min. acceptance 16.5°
0060 Min. acceptance 17°
0070 Min. acceptance 18°
0150 Min. acceptance 19°
0155 Min. acceptance 19.5°
0190 Min. acceptance 20°
0195 Min. acceptance 20.5°
0210 Min. acceptance 21°
0250 Min. acceptance 22°
0310 Min. acceptance 23°
0312 Min. acceptance 23.2°
0320 Min. acceptance 24°
0325 Min. acceptance 25°
0326 Min. acceptance 26°
0328 Min. acceptance 28°
0330 Min. acceptance 38°
0340 Max. acceptance 19°
0344 Max. acceptance 22°
0358 Acceptable limits 10-20°
0360 Acceptable limits 10-22°
0385 Acceptable limits 14-17°
0400 Acceptable limits 15-18°
0420 Acceptable limits 16-18°
0430 Acceptable limits 16-19°
0440 Acceptable limits 16-20°
0455 Acceptable limits 16-23°
0465 Acceptable limits 16-25°
0467 Acceptable limits 16-26°
0477 Acceptable limits 16.5-20.5°
0500 Acceptable limits 17-19°

NO PREMIUM OR PENALTY (Cont'd)

0520 Acceptable limits 17-20°
0530 Acceptable limits 17-21°
0535 Acceptable limits 17-21.5°
0540 Acceptable limits 17-22°
0545 Acceptable limits 17-23°
0550 Acceptable limits 17.5-19.5°
0555 Acceptable limits 17.5-20°
0557 Acceptable limits 17.5-20.5°
0558 Acceptable limits 17.5-22°
0575 Acceptable limits 17.8-18.8°
0590 Acceptable limits 18-19°
0610 Acceptable limits 18-20°
0620 Acceptable limits 18-20.5°
0630 Acceptable limits 18-21°
0640 Acceptable limits 18-22°
0650 Acceptable limits 18-23°
0660 Acceptable limits 18-24°
0680 Acceptable limits 18.5-19.5°
0685 Acceptable limits 18.5-20°
0695 Acceptable limits 18.5-21.0°
0696 Acceptable limits 18.5-21.5°
0697 Acceptable limits 18.5-23.2°
0700 Acceptable limits 19-19.5°
0710 Acceptable limits 19-20°
0720 Acceptable limits 19-20.5°
0730 Acceptable limits 19-21°
0735 Acceptable limits 19-21.5°
0740 Acceptable limits 19-22°
0750 Acceptable limits 19-22.5°
0760 Acceptable limits 19-23°
0780 Acceptable limits 19-24°
0790 Acceptable limits 19-25°
* 0800 Acceptable limits 19-26°
0810 Acceptable limits 19-32°

(Continued)

NO PREMIUM OR PENALTY (Cont'd)

0825 Acceptable limits 19.5-21°

0830 Acceptable limits 19.5-21.5°

0840 Acceptable limits 19.5-22°

0850 Acceptable limits 19.5-22.5°

0860 Acceptable limits 19.5-23°

0880 Acceptable limits 19.5-24°

0893 Acceptable limits 19.5-25°

0910 Acceptable limits 20-20.5°

0920 Acceptable limits 20-21°

0930 Acceptable limits 20-21.5°

0935 Acceptable limits 20-21.9°

0940 Acceptable limits 20-22°

0950 Acceptable limits 20-22.5°

0960 Acceptable limits 20-23°

0965 Acceptable limits 20-23.2°

0970 Acceptable limits 20-23.5°

0980 Acceptable limits 20-24°

0985 Acceptable limits 20-24.5°

0990 Acceptable limits 20-25°

1000 Acceptable limits 20-26°

1020 Acceptable limits 20.5-21.5°

1030 Acceptable limits 20.5-22°

1040 Acceptable limits 20.5-22.5°

1050 Acceptable limits 20.5-23°

1060 Acceptable limits 20.5-23.5°

1070 Acceptable limits 20.5-24°

1080 Acceptable limits 20.5-24.5°

1090 Acceptable limits 21-22°

1100 Acceptable limits 21-22.5°

1103 Acceptable limits 21-22.8°

1110 Acceptable limits 21-23°

1112 Acceptable limits 21-23.2°

1120 Acceptable limits 21-23.5°

1130 Acceptable limits 21-24°

1140 Acceptable limits 21-24.5°

1150 Acceptable limits 21-25°

1160 Acceptable limits 21-25.5°

1165 Acceptable limits 21-26°

1167 Acceptable limits 21-27°

1175 Acceptable limits 21.3-23.8°

NO PREMIUM OR PENALTY (Cont'd)

1177 Acceptable limits 21.5-22.2°

1180 Acceptable limits 21.5-22.5°

1192 Acceptable limits 21.5-22.8°

1200 Acceptable limits 21.5-23°

1220 Acceptable limits 21.5-23.5°

1240 Acceptable limits 21.5-24°

1250 Acceptable limits 21.5-24.5°

1260 Acceptable limits 21.5-25°

1275 Acceptable limits 21.5-27.5°

1283 Acceptable limits 21.6-23°

1285 Acceptable limits 21.6-23.2°

1300 Acceptable limits 21.7-22.7°

1302 Acceptable limits 21.8-22.1°

1303 Acceptable limits 21.8-23.2°

1305 Acceptable limits 21.8-23.5°

1311 Acceptable limits 21.9-24°

1320 Acceptable limits 22-22.5°

1330 Acceptable limits 22-23°

1340 Acceptable limits 22-23.2°

1350 Acceptable limits 22-23.5°

1352 Acceptable limits 22-23.6°

1355 Acceptable limits 22-23.8°

1360 Acceptable limits 22-24°

1370 Acceptable limits 22-24.5°

1380 Acceptable limits 22-25°

1390 Acceptable limits 22-26°

1405 Acceptable limits 22-44°

1408 Acceptable limits 22.2-23.2°

1425 Acceptable limits 22.4-23°

1440 Acceptable limits 22.4-23.4°

1442 Acceptable limits 22.4-23.6°

1450 Acceptable limits 22.5-23°

1470 Acceptable limits 22.5-23.5°

1481 Acceptable limits 22.5-23.8°

1482 Acceptable limits 22.5-23.9°

1490 Acceptable limits 22.5-24°

1493 Acceptable limits 22.5-24.1°

1500 Acceptable limits 22.5-24.5°

1510 Acceptable limits 22.5-25°

1512 Acceptable limits 22.5-28°

(Continued)

NO PREMIUM OR PENALTY (Cont'd)

1530 Acceptable limits 22.6-23.6°

1533 Acceptable limits 22.8-23.8°

1560 Acceptable limits 23-23.7°

1570 Acceptable limits 23-24°

1580 Acceptable limits 23-24.5°

1590 Acceptable limits 23-25°

1615 Acceptable limits 23-27.5°

1620 Acceptable limits 23-28°

1635 Acceptable limits 23.5-24°

1640 Acceptable limits 23.5-24.5°

1645 Acceptable limits 23.5-25°

1647 Acceptable limits 24-25°

1648 Acceptable limits 24-26°

1649 Acceptable limits 24.5-29°

1705 Acceptable limits 27-34°

1710 Acceptable limits 30-40°

1715 Acceptable limits 30-50°

1730 Acceptable limits 33-34°

1750 Acceptable limits 35-45°

SPECIAL CLASS

1900 Per degree Brix

10-19° BRIX

1908 No premium; - 7% above or below

1910 No premium; - 10% above or below

10-20° BRIX

1920 No premium; - 10% above

10-21° BRIX

1925 No premium; - 7% above or below

1927 No premium; - 10% above or below

1930 No premium; - 10% above

10-22° BRIX

1940 No premium; - 10% above or below

10-22.5° BRIX

1945 No premium; - 10% above or below

10-23° BRIX

1947 No premium; - 10% above or below

14-17° BRIX

1950 No premium; - 10% above or below

15-18° BRIX

1960 No premium; - 10% above or below, acceptable limits 14-19°

16° BRIX

2000 No premium; - 10% min. 14°

2010 No premium; - 50%; max. acceptance 18°

16-18° BRIX

2020 No premium; - 10% above or below

17° BRIX

2070 No premium; - 20%

17-18.5° BRIX

2080 No premium; - 10% above or below, acceptable limits 16.5-19.5°

17-19° BRIX

2095 No premium; - 10% above or below

2100 No premium; - 10% above or below, acceptable limits 16-20°

2110 No premium; - 10% above or below, acceptable limits 16.5-19.5°

17-19.5° BRIX

2130 No premium; - 10% above or below

17-20° BRIX

2135 No premium; - 10% above or below

17-20.5° BRIX

2138 No premium; - 10% below, acceptable limits 16-20.5°

17-21.5° BRIX

2150 No premium; - 10% above or below

17.5-19° BRIX

2160 No premium; - 10% above or below, acceptable limits 17-19.5°

17.5-23.5° BRIX

2175 No premium; - 10% above or below, acceptable limits 16.5-24.5°

17.8-20° BRIX

2180 No premium; - 15% above or below, acceptable limits 16.8-21°

(Continued)

18° BRIX

2190 No premium; - 10%

2200 No premium; - 10% min. 17°

18-19° BRIX

2230 No premium; - 7% above or below

18-19.5° BRIX

2245 No premium; - 10% above or below, acceptable limits 17.5-20.5°

18-20° BRIX

* 2247 No premium; - 10%

2250 No premium; - 10% below, acceptable limits 17-20°

2253 No premium; - 10% above or below

2285 No premium; - 10% above or below, acceptable limits 17.5-20.5°

2290 No premium; - 10% above or below, acceptable limits 17.5-22°

2300 No premium; - 15% above or below, acceptable limits 17-21°

18-21° BRIX

2350 No premium; - 10% above or below, acceptable limits 17-22°

2355 No premium; - 10% to 21.5°, - 20% above 21.5°, - 10% to 17.5°, - 20% below 17.5°, acceptable limits 17-22°

2360 No premium; - 15% above or below, acceptable limits 17-22°

18-24° BRIX

2370 No premium; - 10% above or below

18.5-20.5° BRIX

2395 No premium; - 10% above or below, acceptable limits 17-21°

2400 No premium; - 10% above or below, acceptable limits 18-21.5°

18.5-21.5° BRIX

2410 No premium; - 10% above or below, acceptable limits 17.5-22.5°

19° BRIX

2470 No premium; - 10%

2490 No premium; - 10% min. 18°

* 2495 (+ flat 6% at base Brix); no penalty

2520 + or - 7%, max. 21°, min. 18°

2535 + max. 10%; - 10%

19-20° BRIX

2540 No premium; - 7% above or below

19-20.5° BRIX

2560 No premium; - 10% above or below, acceptable limits 18-21°

19-21° BRIX

2570 No premium; - 10% above or below

2605 No premium; - 10% above or below, acceptable limits 18-21.5°

2610 No premium; - 10% above or below, acceptable limits 18-22°

2614 No premium; - 15% above or below, acceptable limits 18-22°

2617 No premium; - 20% above or below, acceptable limits 18-22°

* 2620 (+ flat 8% above 21°); no penalty

19-21.5° BRIX

2650 No premium; - 10% above or below

2670 No premium; - 15% above or below, acceptable limits 18-22.5°

19-21.6° BRIX

2680 No premium; - 10% above or below, acceptable limits 18-22.6°

19-22° BRIX

2705 No premium; - 20% above or below, acceptable limits 18-23°

19.5-21° BRIX

2790 No premium; - 10% above or below

19.5-21.3° BRIX

2800 No premium; - 10% to 22.3°, - 10% to 19°, - 20% below 19°, acceptable limits 18.5-22.3°

19.5-21.5° BRIX

2810 No premium; - 10% above or below

2815 No premium; - 10% above or below, acceptable limits 18.5-23°

2820 No premium; - 15% above or below

19.5-23° BRIX

2830 No premium; - 10% above or below, acceptable limits 19-24.5°

19.5-24° BRIX

2840 No premium; - 15% above 24°, acceptable limits 19.5-25°

(Continued)

20° BRIX

2900 No premium; - 5%

2905 No premium; - 5% to 19°, - 10% below 19°

2907 No premium; - 10%

2910 No premium; - 10% min. 18°

2920 No premium; - 10% min. 19°

2955 No premium; - 15%

2960 + 5% to 21°, + 10% max. 22°; - 10% min. 19°

* 2965 + 6% to 21°, + 2% max. 22°; - 7% min. 19°

20-21° BRIX

3030 No premium; - 2% per 1/10th degree to 21.5°, then load-by-load basis - 4% per 1/10th degree max. 22°; - 1% per 1/10th degree to 19.5°, then load-by-load basis - 1% per 1/10th degree to 19°, - 4% per 1/10th degree min. 18.5°. Loads accepted above 22° or below 18.5° price reduced to flat $300.00.

20-21.5° BRIX

3045 No premium; - 7.5% above or below, acceptable limits 19-22.5°

20-22° BRIX

3080 No premium; - 7% above or below

3085 No premium; - 10% below, acceptable limits 18.5-22°

3100 No premium; - 10% above or below, acceptable limits 18.5-23.5°

3110 No premium; - 10% above or below, acceptable limits 19-23°

3130 No premium; - 10% above or below, acceptable limits 19-24°

3150 No premium; - 15% above or below

3153 No premium; - 15% above or below, acceptable limits 19-23°

20-22.3° BRIX

3190 No premium; - 20% above or below, acceptable limits 19-23.3°

20-23.5° BRIX

3253 No premium; - 20% above or below, acceptable limits 19-24.5°

3255 No premium; - 25% above or below, acceptable limits 19-24.5°

20-24° BRIX

3295 No premium; - 20% above or below, acceptable limits 19-25°

20-26° BRIX

3370 No premium; - 10% above or below

20.5° BRIX

3373 No premium; - 10%

3375 + or - 10% max. 21.5°; - 10% above 21.5°

20.5-21.5° BRIX

4000 No premium; - 2% per 1/10th degree to 22°, then load-by-load basis - 4% per 1/10th degree max. 22.5°; - 1% per 1/10th degree to 20°, then load-by-load basis - 1% per 1/10th degree to 19.5°, - 4% per 1/10th degree min. 19°. Loads accepted above 22.5° or below 19° price reduced to flat $250.00.

20.5-22° BRIX

4023 No premium; - 5% above or below, acceptable limits 19.5-23°

4024 No premium; - 7.5% above or below, acceptable limits 19.5-23°

4025 No premium; - 15% above or below

4026 No premium; - 15% above or below, acceptable limits 19.5-23°

4028 No premium; - 20% above or below

20.5-22.5° BRIX

4045 No premium; - 10% above or below, acceptable limits 19-23.5°

4050 No premium; - 10% above or below, acceptable limits 19.5-23.5°

4060 No premium; - 10% above or below, acceptable limits 19.5-24°

4070 No premium; - 10% above or below, acceptable limits 20-23°

4075 No premium; - 10% above or below, acceptable limits 20-23.5°

4080 No premium; - 20% above or below, acceptable limits 19.5-23.5°

20.5-23° BRIX

4085 No premium; - 10% above or below, acceptable limits 20-23°

4095 No premium; - 15% above or below, acceptable limits 19.5-24°

21° BRIX

4540 No premium; - 5%

4550 No premium; - 10%

4555 No premium; - 10% min. 18°

4560 No premium; - 10% min. 19°

4570 No premium; - 10% min. 20°

4580 No premium; - 15%

* 4585 + 6% to 22°, + 2% max. 23°; - 5% to 20°, - 3% min. 19°

* 4590 (+ flat 6% at base Brix); + 2% max. 23°; - 5% min. 19°

(Continued)

21° BRIX (Cont'd)

4635 + or - 10% max. 22°; - 10% above 22°

4650 + or - 10% max. 22°, min. 20°

4655 + or - 10% max. 22.5°

4660 + or - 10% max. 23°, min. 19°

* 4665 + 10% above; no penalty

4690 + 10% acceptable limits 21-23°

4770 + 15% max. 22°; - 10% min. 19°

21-22° BRIX

4790 No premium; - 10% above or below

4815 + flat 10% between 22-23.5°, acceptable limits 21-24°

21-22.5° BRIX

4816 No premium; - 7.5% above or below, acceptable limits 20-23.5°

4817 No premium; - 10% to 23°, - 20% above 23°, - 10% to 20.5°, - 20% below 20.5°, acceptable limits 20-23.5°

4818 No premium; - 15% above or below, acceptable limits 20-23.5°

4822 No premium; - 20% above or below, acceptable limits 20-23°

4827 + flat 10% between 22.5-24°, acceptable limits 21-24°

21-23° BRIX

4855 No premium; - 7.5% above or below, acceptable limits 20-24°

4890 No premium; - 10% above or below, acceptable limits 20-24°

4970 No premium; - 15% above or below, acceptable limits 20-24°

4980 No premium; - 15% above or below, acceptable limits 20.5-24.5°

5010 No premium; - 20% above or below, acceptable limits 20-24°

21-23.5° BRIX

5052 No premium; - 10% above or below, acceptable limits 20-24.5°

5055 No premium; - 15% above or below, acceptable limits 20-24.5°

5057 No premium; - 20% above or below, acceptable limits 20-24.5°

5060 No premium; - 25% above or below, acceptable limits 19-25°

5062 No premium; - 25% above or below, acceptable limits 20-24.5°

21-23.8° BRIX

5070 No premium; - 10% above or below, acceptable limits 20-24.8°

21-24° BRIX

5085 No premium; - 10% above or below

5095 No premium; - 20% above or below, acceptable limits 20-24.5°

5096 No premium; - 20% above or below, acceptable limits 20-25°

6023 (+ 15% within range), base price above or below

21-25° BRIX

6025 No premium; - 10% above or below, acceptable limits 20-26°

6027 (+ 15% within range), base price above or below

21.2-23.5° BRIX

6030 No premium; - 15% above 23.5°, - 10.5% below 21.2°, acceptable limits 20.5-24.5°

21.3-22.4° BRIX

6035 No premium; - 10% to 23.4°, - 20% above 23.4°, - 10% below 21.3°, acceptable limits 19.3-24.5°

21.5-23° BRIX

6080 No premium; - 2% per 1/10th degree to 23.5°, then load-by-load basis - 4% per 1/10th degree max. 24°; - 2% per 1/10th degree to 21°, then load-by-load basis - 4% per 1/10th degree min. 20.5°. Loads accepted above 24° or below 20.5° price reduced to flat $450.00.

6095 No premium; - 5% above or below, acceptable limits 20.5-24°

6097 No premium; - 7.5% above or below, acceptable limits 20.5-24°

6120 No premium; - 10% above or below, acceptable limits 20.5-24°

6123 No premium; - 15% above or below, acceptable limits 20.5-24°

21.5-23.5° BRIX

6124 No premium; - 7.5% above or below, acceptable limits 20.5-24°

6125 No premium; - 7.5% above or below, acceptable limits 20.5-24.5°

6130 No premium; - 10% above or below

6155 No premium; - 10% above or below, acceptable limits 20-24.5°

6170 No premium; - 10% above or below, acceptable limits 20.5-24.5°

6190 No premium; - 10% above or below, acceptable limits 21-24°

6200 No premium; - 15% above or below

6205 No premium; - 15% above or below, acceptable limits 20.5-24.5°

6207 No premium; - 20% above or below

(Continued)

21.5-23.5° BRIX (Cont'd)

6210 No premium; - 20% above or below, acceptable limits 20.5-24.5°

6220 No premium; - 25% above or below, acceptable limits 20.5-24.5°

21.5-24° BRIX

6250 No premium; - 10% above or below

6255 No premium; - 10% above or below, acceptable limits 20.5-25°

6265 No premium; - 20% above or below

6270 No premium; - 20% above or below, acceptable limits 20.5-25°

6275 + or - 10%

6295 - 8% min. 19°

22° BRIX

6400 No premium; - 10%

6405 No premium; - 10% min. 18°

6410 No premium; - 10% min. 21°

6418 No premium; - 15%

6420 No premium; - 15% min. 21°

6425 No premium; - 20%

6440 + or - 10%

6450 + or - 10% max. 23°

6465 + or - 10% max. 23.5°

6470 + or - 10% max. 23.5°, min. 19°

6475 + or - 10% max. 24°; - 10% above 24°

6480 + or - 10% max. 24°, min. 19°

6490 + or - 10% max. 24°, min. 20°

6493 + or - 10% max. 24°, min. 20°, + 25% hillside bonus

6510 + or - 10% max. 24°, min. 21°

6520 + 10%, acceptable limits 22-24°

6525 + 10% max. 24°

6610 + or - 13.3% max. 23.5°, min. 20°, acceptable limits 20-25°

6612 + 13.3% max. 23°, - 10% min. 20°

6613 + 13.3% max. 23.5°, - 10% min. 20°, acceptable limits 20-25°

6615 + 13.3% max. 25°, - 10% min. 20°

6620 + or - 15% max. 23°

6630 + or - 15% max. 23°, min. 21°

22-23° BRIX

6900 No premium; - 2% per 1/10th degree to 23.5°, then load-by-load basis - 4% per 1/10th degree max. 24°; - 2% per 1/10th degree to 21.5°, then load-by-load basis - 4% per 1/10th degree min. 21°. Loads accepted above 24° or below 21° price reduced to flat $650.00.

6925 No premium; - 15% above or below

22-23.5° BRIX

6945 No premium; - 3.75% above, - 11.25% below, acceptable limits 20.5-24°

6947 No premium; - 5% above or below, acceptable limits 21-24.5°

6948 No premium; - 7.5% above or below, acceptable limits 20.5-24.5°

6950 No premium; - 7.5% above or below, acceptable limits 21.24.5°

6960 No premium; - 10% above or below

6977 No premium; - 10% above or below, acceptable limits 21-24.5°

6980 No premium; - 10% above or below, acceptable limits 21.5-24°

6985 No premium; - 10% to 24°, - 20% above 24°, - 10% to 21.5°, - 20% below 21.5°

6990 No premium; - 15% above or below

6993 No premium; - 15% above or below, acceptable limits 20.5-24.5°

6995 No premium; - 15% above or below, acceptable limits 21-24.5°

7010 No premium; - $200.00 above or below

22-24° BRIX

7070 No premium; - 10% above or below

7075 No premium; - 10% above or below, min. acceptance 20°

7090 No premium; - 10% above or below, acceptable limits 21-24.5°

7100 No premium; - 10% above or below, acceptable limits 21-25°

7110 No premium; - 10% above, acceptable limits 22-24.5°

7120 No premium; - 15% above or below

7123 No premium; - 15.15% above or below, acceptable limits 21-25°

7125 No premium; - 20% above or below, acceptable limits 21-25°

7135 No premium; - $200.00 below

22-24.5° BRIX

7180 No premium; - 20% below

(Continued)

22-25° BRIX

7260 No premium; - 10% above or below

7280 No premium; - 10% to 21°, - 15% min. 20°, acceptable limits 20-25°

22.5° BRIX

7500 No premium; - 15%

22.5-23.5° BRIX

7580 No premium; - 2% per 1/10th degree to 24°, then load-by-load basis - 4% per 1/10th degree max. 24.5°; - 1% per 1/10th degree to 22°, then load-by-load basis - 4% per 1/10th degree min. 21.5°. Loads accepted above 24.5° or below 21.5° price reduced to flat $450.00.

7590 No premium; - 2% per 1/10th degree to 24°, then load-by-load basis - 4% per 1/10th degree max. 24.5°; - 1% per 1/10th degree to 22°, then load-by-load basis - 4% per 1/10th degree min. 21.5°. Loads accepted above 24.5° or below 21.5° price reduced to flat $625.00.

7603 No premium; - 10% above or below, acceptable limits 22-24°

7605 No premium; - 10% above or below, acceptable limits 22-24.5°

7622 No premium; - 15% max. 24°, - 15% min. 21°

* 7625 No premium; - 25%

22.5-24° BRIX

7690 No premium; - 10% above or below, acceptable limits 22-25°

7700 No premium; - 15% above or below

22.5-24.5° BRIX

7800 No premium; - 10% above or below, acceptable limits 21.5-26°

23° BRIX

7900 No premium; - 5%

7910 No premium; - 10%

8000 No premium; - 10% to 22°, - 15% to 21°, - 20% below 21°

8040 + or - 10% max. 25°, min. 22°

8050 + 20% max. 24°; - 10% min. 22°

23.1° BRIX

8150 - 7% per .3° max 24°, - 7% per .3° min. 21°

23-24° BRIX

8205 No premium; - 10% below, acceptable limits 22-24°

Table 9. TONS OF GRAPES CRUSHED TO GROWERS' ACCOUNTS BY CALIFORNIA PROCESSORS FROM THE 1988 CROP BY TYPE, VARIETY, AND REPORTING DISTRICT WHERE GROWN

Type and Variety	1	2	3	4	5	6	7	8	9	10
					Tons					
RAISIN GRAPES										
Muscats	-	-	-	-	-	-	-	-	-	-
Total Raisin	-	-	-	-	-	-	-	-	-	-
TABLE GRAPES										
Concord	-	-	-	-	-	-	-	-	.3	-
Italia	-	-	-	-	-	-	-	-	-	-
Tokay	-	-	-	-	-	-	-	-	-	-
Total Table	-	-	-	-	-	-	-	-	.3	-
WINE GRAPES (WHITE)										
Catarratto	-	-	-	-	-	-	-	-	34.0	-
Chardonnay	509.4	40.0	1,007.4	536.5	-	23.2	10.0	30.3	-	13.2
Chein Blanc	35.2	-	-	21.6	-	-	16.6	-	-	8.5
Emerald Riesling	-	-	-	-	-	-	-	-	-	-
Flora	-	-	-	4.3	-	-	-	-	-	-
French Colombard	5.8	-	32.2	4.2	-	-	-	-	33.0	-
Gewurztraminer	5.9	-	-	-	-	-	12.9	-	-	-
Gray Riesling	-	-	-	-	-	-	-	-	-	-
Malvasia Bianca	-	-	-	-	-	-	-	-	-	-
Muscat Blanc/Muscat Canelli	-	-	-	-	-	4.2	-	-	-	-
Pinot Blanc	-	-	-	-	-	-	45.5	-	-	-
Sauvignon Blanc	268.3	19.9	170.3	113.4	-	-	-	5.0	-	43.5
Sauvignon Vert	-	-	-	-	-	-	-	-	-	-
Semillon	31.9	.6	-	-	-	-	-	4.1	-	10.6
St. Emilion (Ugni Blanc)	-	-	-	-	-	-	-	-	-	-
Sylvaner	-	-	-	-	-	-	-	-	-	-
Symphony	-	-	-	-	-	-	-	-	-	-
White Riesling	29.3	93.7	-	.6	-	10.6	9.2	-	-	-
Other White	-	-	-	-	-	-	-	-	-	-
Total White	885.8	154.2	1,209.9	680.6	-	38.0	94.2	39.4	67.0	75.8
WINE GRAPES (RED)										
Alicante Bouschet	-	-	-	-	-	-	-	-	-	-
Barbera	-	-	-	-	-	-	-	-	-	-
Cabernet Franc	4.5	-	17.7	4.8	-	-	-	-	-	-
Cabernet Sauvignon	248.8	594.7	435.6	186.6	-	4.0	16.8	2.0	-	9.0
Carignane	-	-	-	-	-	-	-	-	-	-
Gamay (Napa)	-	36.3	-	-	-	-	-	-	-	-
Gamay Beaujolais	-	-	-	-	-	-	-	-	-	-
Grenache	-	-	-	-	-	-	-	-	-	-
Malbec	-	-	-	-	-	-	-	-	-	-
Merlot	3.9	-	-	25.1	-	-	-	-	-	6.0
Muscat Hamburg	-	-	-	-	-	-	16.2	-	-	-
Petite Sirah	-	-	2.0	15.4	-	-	-	-	-	6.5
Petite Verdot	-	-	-	-	-	-	-	-	-	-
Pinot Noir	-	-	98.4	32.8	-	3.7	-	-	-	-
Rubired	-	-	-	-	-	-	-	-	-	-
Ruby Cabernet	-	-	-	3.8	-	-	-	-	-	-
Zinfandel	144.2	187.1	56.6	6.2	-	18.8	-	-	20.0	35.1
Other Red										
Total Red	401.4	818.1	610.3	274.7	-	26.5	33.0	2.0	20.0	56.6
Total Wine	1,287.2	972.3	1,820.2	955.3	-	64.5	127.2	41.4	87.0	132.4
Total All Varieties	1,287.2	972.3	1,820.2	955.3	-	64.5	127.2	41.4	87.3	132.4

(Continued)

Table 9. TONS OF GRAPES CRUSHED TO GROWERS' ACCOUNTS BY CALIFORNIA PROCESSORS FROM THE 1988 CROP BY TYPE, VARIETY, AND REPORTING DISTRICT WHERE GROWN (Cont'd)

Type and Variety	11	12	13	14	15	16	17	1988 State Total	1987 State Total a/
					Tons				
RAISIN GRAPES									
Muscats	-	3.7	-	-	-	-	-	3.7	49.0
Total Raisin	-	3.7	-	-	-	-	-	3.7	49.0
TABLE GRAPES									
Concord	-	-	-	-	-	-	-	.3	-
Italia	-	-	-	425.4	-	-	-	425.4	-
Tokay	-	-	-	-	-	-	-	-	564.9
Total Table	-	-	-	425.4	-	-	-	425.7	564.9
WINE GRAPES (WHITE)									
Catarratto	-	-	-	-	-	-	-	34.0	-
Chardonnay	611.8	11.3	-	-	-	9.9	72.4	2,875.4	4,691.5
Chein Blanc	180.6	-	-	-	-	-	-	262.5	1,496.1
Emerald Riesling	1,237.9	-	-	-	-	-	-	1,237.9	-
Flora	-	-	-	-	-	-	-	4.3	-
French Colombard	207.1	979.4	-	-	-	-	-	1,261.7	1,526.4
Gewurztraminer	-	-	-	-	-	-	-	18.8	650.3
Gray Riesling	-	-	-	-	-	-	-	-	316.1
Malvasia Bianca	-	-	-	-	2.0	-	-	2.0	5.5
Muscat Blanc/Muscat Canelli	-	-	-	-	-	-	-	4.2	6.0
Pinot Blanc	-	-	-	-	-	-	-	45.5	37.2
Sauvignon Blanc	-	-	-	-	-	9.0	-	629.4	2,125.4
Sauvignon Vert	-	-	-	-	-	-	-	-	16.1
Semillon	-	-	-	-	-	-	-	47.2	126.4
St. Emilion (Ugni Blanc)	-	-	-	-	65.0	-	-	65.0	23.5
Sylvaner	-	-	-	-	-	-	-	-	17.2
Symphony	-	-	-	-	3.0	-	-	3.0	-
White Riesling	-	-	-	-	-	-	-	143.4	766.8
Other White	-	-	-	23.0	-	-	-	23.0	.3
Total White	2,237.4	990.7	-	23.0	70.0	18.9	72.4	6,657.3	11,804.8
WINE GRAPES (RED)									
Alicante Bouschet	-	69.6	-	-	-	-	-	69.6	-
Barbera	-	23.2	-	-	-	-	-	23.2	-
Cabernet Franc	-	-	-	-	-	-	-	27.0	42.3
Cabernet Sauvignon	513.8	-	-	-	-	-	-	2,011.3	1,497.0
Carignane	-	-	-	-	-	-	-	-	203.7
Gamay (Napa)	-	-	-	-	-	-	-	36.3	6.5
Gamay Beaujolais	-	-	-	-	-	-	-	-	127.9
Grenache	-	12.1	-	-	-	-	-	12.1	-
Malbec	-	-	-	-	-	-	-	-	1.2
Merlot	-	-	-	-	-	-	11.4	46.4	45.7
Muscat Hamburg	-	-	-	-	-	-	-	16.2	-
Petite Sirah	31.2	-	-	-	-	-	-	55.1	412.5
Petite Verdot	-	-	-	-	-	-	-	-	.9
Pinot Noir	-	-	-	-	-	-	-	134.9	361.7
Rubired	72.8	87.4	-	-	-	-	-	160.2	-
Ruby Cabernet	-	47.3	-	-	-	-	-	51.1	17.6
Zinfandel	-	-	-	-	2.0	-	-	470.0	705.5
Other Red	-	-	-	-	-	-	-	-	28.3
Total Red	617.8	239.6	-	-	2.0	-	11.4	3,113.4	3,450.8
Total Wine	2,855.2	1,230.3	-	23.0	72.0	18.9	83.8	9,770.7	15,255.6
Total All Varieties	2,855.2	1,234.0	-	448.4	72.0	18.9	83.8	10,200.1	15,869.5

a/ Revised.

ERRATA TO THE FINAL GRAPE CRUSH REPORT 1988 CROP

MARCH 27, 1989

The following tables contain revised information for Districts 8, 11 and 17 in the March 10, 1989 Final Grape Crush Report. Figures not listed were accuratly reported in the final report.

Example of Revision

Table 1
Total Tons Crushed
1988

Sauvignon Vert Original figure: ~~562.3~~
Revised to: 300.6

Variety	Table 1 Total Tons Crushed 1988	Avg. Brix Crushed 1988	Total Tons Purchased 1988	Avg. Brix Purchased 1988	Wtd. Avg. Dollars/Ton 1988
Muscat Blanc/M Canelli					~~258.21~~ 261.39
Sauvignon Blanc					~~474.22~~ 474.09
Sauvignon Vert	~~562.3~~ 300.6	~~20.7~~ 21.3	~~553.5~~ 291.8	~~20.7~~ 21.3	~~308.02~~ 292.45
Semillion	~~14,815.0~~ 15,076.7		~~12,642.2~~ 12,903.9		~~288.69~~ 289.45
White Riesling					~~418.46~~ 418.75
Total White					~~237.66~~ 237.68
Cabernet Franc					~~1,046.23~~ 1,046.19
Cabernet Sauvignon					~~822.47~~ 822.51
Merlot					~~885.95~~ 886.20
Total Wine					~~297.35~~ 297.36
Total All Varieties					~~260.07~~ 260.08

Variety	Table 2 Total Tons Crushed		Table 3 Avg. Brix Crushed		Table 4 Total Tons Purchased		Table 5 Avg. Brix Purchased	
	District 8	1988 State Total	District 8	1988 State Total	District 8	1988 State Total	District 8	1988 State Total
Sauvignon Vert	~~261.7~~ .0	~~562.3~~ 300.6	~~19.9~~ .0	~~20.7~~ 21.3	~~261.7~~ .0	~~553.5~~ 291.8	~~19.9~~ .0	~~20.7~~ 21.3
Semillion	~~244.3~~ 506.0	~~14,815.0~~ 15,076.7	~~21.4~~ 20.6		~~176.1~~ 437.8	~~12,642.2~~ 12,903.9	~~21.4~~ 20.5	

Variety	Table 6 Wtd. Avg. Grower Return/Ton District 8	District 11	District 17	1988 State Total
Muscat Blanc/M Canelli	~~467.21~~ 519.74			~~258.21~~ 261.39
Sauvignon Blanc	~~522.08~~ 519.74	~~384.25~~ 383.52		~~474.22~~ 474.09
Sauvignon Vert	~~325.39~~ .00			~~308.02~~ 292.45
Semillion	~~484.33~~ 389.87			~~288.69~~ 289.45
White Riesling	~~414.29~~ 416.49			~~418.46~~ 418.75
Total White	~~734.94~~ 736.13	~~214.03~~ 213.96		~~237.66~~ 237.68
Cabernet Franc	~~639.26~~ 638.96			~~1,046.23~~ 1,046.19
Cabernet Sauvignon	~~687.66~~ 687.76	~~594.22~~ 594.44		~~822.47~~ 822.51
Merlot			~~563.72~~ 565.44	~~885.95~~ 886.20
Total Red	~~608.65~~ 608.67	~~759.60~~ 759.62	~~612.45~~ 612.78	
Total Wine	~~688.58~~ 689.33	~~519.42~~ 519.40	~~343.86~~ 343.93	~~297.35~~ 297.36
Total All Varieties	~~688.58~~ 689.33	~~345.04~~ 345.02	~~343.86~~ 343.94	~~260.07~~ 260.08

Variety	Table 8 (Page 41) District 8 Base Price	Brix Factors	Percent
~~Sauvignon Vert~~	~~330.00~~ .00	~~2400~~ 0	~~100.00~~ .00
~~Wtd. Avg. Base~~	~~330.00~~ .00		
Semillion			~~6.25~~ 2.51
	~~.00~~ 330.00	0 2400	~~.00~~ 59.78
			~~17.83~~ 7.17
			~~19.88~~ 7.99
			~~.85~~ .34
			~~1.99~~ .80
			~~11.13~~ 4.48
			~~13.86~~ 5.57
			~~14.59~~ 5.87
			~~.57~~ .23
			~~13.06~~ 5.25
Wtd. Avg. Base	~~487.74~~ 393.45		