

**FINAL
GRAPE CRUSH REPORT
1996 CROP**

**CALIFORNIA DEPARTMENT OF FOOD AND AGRICULTURE
SACRAMENTO, CALIFORNIA**

TABLE OF CONTENTS

	<u>PAGE</u>
GRAPE CRUSH EXPLANATIONS	1
TABLE 1: Grapes for Crushing: State totals by type and variety, weighted average degrees Brix, and weighted average dollars per ton, 1995-96	6
TABLE 2: Tons of grapes crushed by California processors from the 1996 crop by type, variety, and reporting district where grown, with comparisons	8
TABLE 3: Weighted average degrees Brix for all grapes crushed by California processors from the 1996 crop by type, variety, and reporting district where grown, with comparisons	12
TABLE 4: Tons of grapes purchased for wine, concentrate, juice, vinegar, and beverage brandy, by California processors from the 1996 crop by type, variety, and reporting district where grown, with comparisons	14
TABLE 5: Weighted average degrees Brix for all grapes purchased for wine, concentrate, juice, vinegar, and beverage brandy, by California processors from the 1996 crop by type, variety, and reporting district where grown, with comparisons	18
TABLE 6: Weighted average grower returns per ton, delivered basis, purchased for wine, concentrate, juice, vinegar, and beverage brandy, by California processors from the 1996 crop by type, variety, and reporting district where grown, with comparisons	20
TABLE 7: Tons of grapes purchased by California processors as distilling material other than beverage brandy from the 1996 crop by type and variety, with comparisons	24
TABLE 8: Base price paid to growers for grapes crushed, delivered to California processors, from the 1996 crop, with Brix factors and purchased tonnage, by type, variety, reporting district where grown, and weighted average base price	25
TABLE 8: (Supplement) Brix adjustment factor	88
TABLE 9: Tons of grapes crushed to growers' accounts by California processors from the 1996 crop by type, variety, and reporting district where grown, with comparisons.	93

COMPILED AND PUBLISHED BY:

California Agricultural Statistics Service
1220 N Street, Room 243
P.O. Box 942871
Sacramento, CA 94271-0001
(916) 498-5177

MARCH 10, 1997

GRAPE CRUSH REPORT OVERVIEW

Information contained in this Report was supplied by processors to fulfill the reporting requirements of Section 55601.5 of the Food and Agricultural Code.

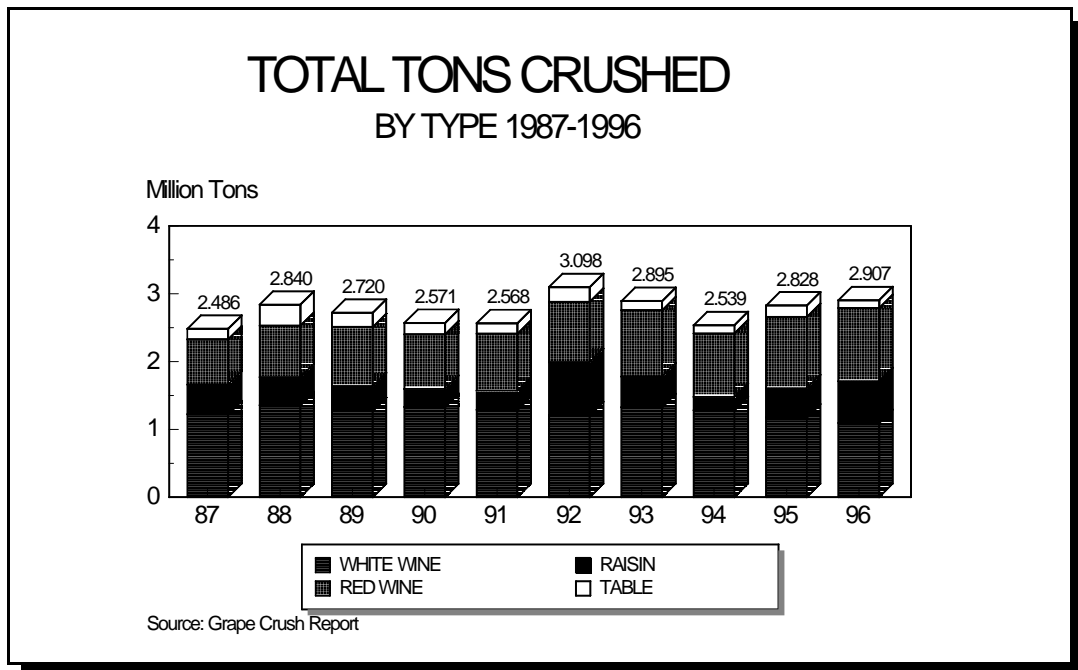
The Final Grape Crush Report includes all grape tonnage crushed and purchased during the 1996 season. Changes in tonnage, Brix, and prices from the preliminary report to this final report were due to additional purchased tonnage and prices from reference price contracts that were in effect prior to January 1, 1977 and were priced by February 25, 1997, late reports; and corrections to the original data. Reporting errors by some processors have caused a change in some district/variety entries.

Details of the crushed tonnage, degrees Brix and weighted average prices were reported by grape type and variety as well as by grape pricing district. The 17 districts refer to the area in which the grapes were grown as defined in the Administrative Code. A district map is located on the inside of the front cover. Beginning with the 1996 crop year, Mouvedre variety grapes are combined with Mataro variety grapes. The 1995 comparisons in this report also reflect this change.

SUMMARY OF GRAPE TONNAGES AND PRICES

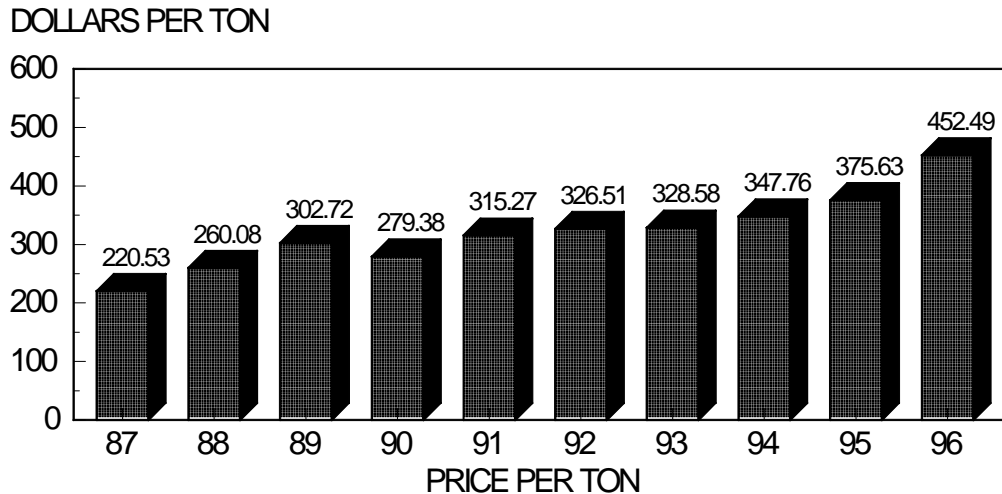
The 1996 crush totaled 2,906,614 tons, up approximately 3 percent from the 1995 crush, but 7 percent less than the record-large 1982 of 3,115,531 tons. White wine varieties continued to account for the largest share of all grapes crushed, at 1,093,827, down 7 percent from 1995. The 1996 red wine variety crush totaled 1,078,554 tons, up 3 percent from 1995. Tons crushed for raisin type varieties totaled 617,659, up 43 percent from 1995, while tons crushed for table type varieties totaled 116,574, down 31 percent from 1995. (See chart below.)

California grape growers received an average price of \$452.49 per ton for grapes crushed in 1996, up 20 percent from the 1995 average price. This makes the 1996 price the highest on record. (See chart, page 2.) These price levels were not adjusted for inflation.



PRICE PAID PER TON

GROWER RETURN INCREASES



AVERAGE PRICE FOR ALL VARIETIES
 Source: Grape Crush Report

LEADING GRAPE VARIETIES AND DISTRICTS

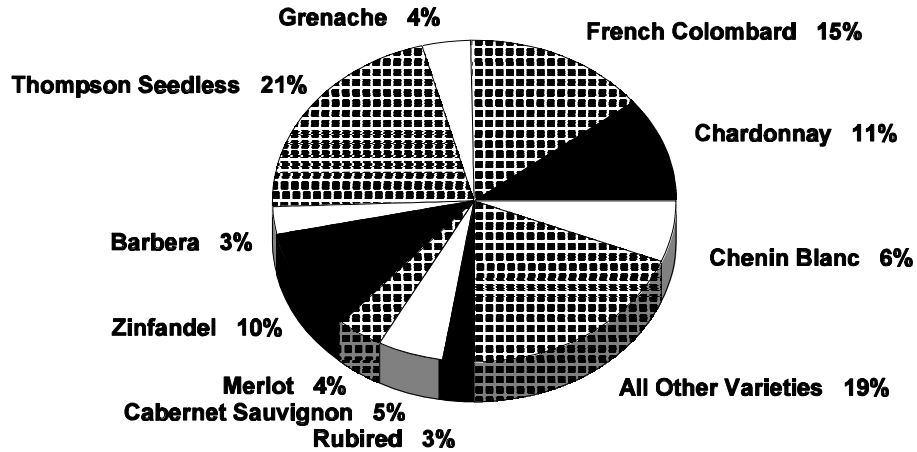
Thompson Seedless, a raisin grape variety, replaced French Colombard as the variety accounting for the largest percentage of crush volume, 21 percent. French Colombard fell to second place with 15 percent of the total crush. The remaining top ten were all wine varieties. (See chart, page 3.)

Grapes produced in District 4 (Napa County) received the highest average price of \$1,509.59 per ton, up 18 percent from 1995. District 3 (Sonoma and Marin counties) received the second highest return of \$1,358.63, up 21 percent from 1995. Of the grapes grown Statewide, the top five varieties receiving the highest average price were all wine grape varieties. Teroldego received the highest average price of \$1,720.48 ^{1/} per ton. Petit Verdot received the second highest average price of \$1,568.05 per ton followed by Rousanne, at \$1,457.39 ^{1/} per ton, Greco at \$1,400.00 ^{1/} per ton, and Malbec at \$1,369.78. The 1996 Chardonnay price of \$1,129.75 was up 26 percent from 1995, while the 1996 Cabernet Sauvignon price of \$1,089.62 was up 26 percent from 1995. Continuing its upward movement from 1995, the 1996 average price for Zinfandel grapes rose to \$564.83, 8 percent higher than 1995, but 31 percent lower than the 1988 high average price of \$817.48.

^{1/} These purchases involved less than 100 tons.

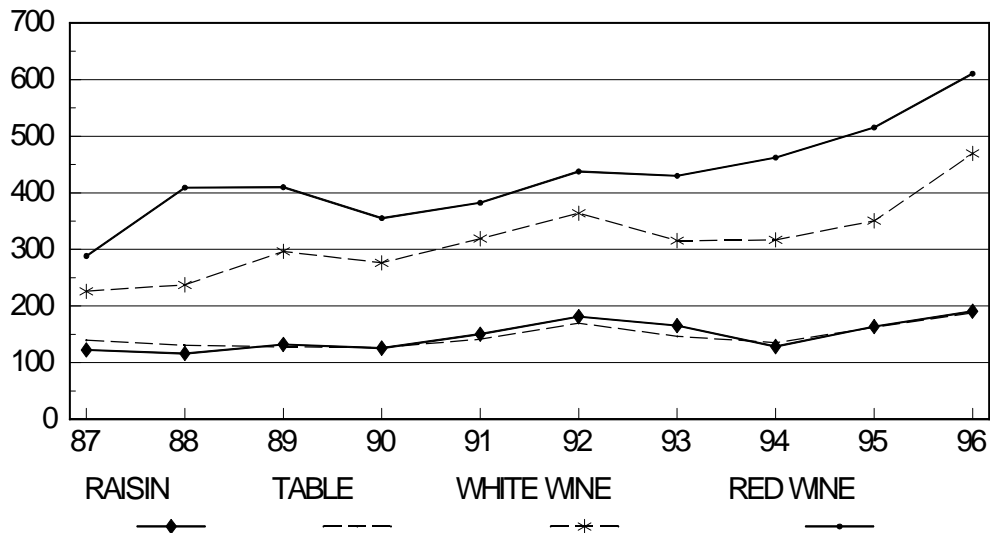
LEADING VARIETIES CRUSHED

1996 CROP



GRAPE PRICE PER TON

BY TYPE OF GRAPE, 1987-1996



Source: Grape Crush Report

EXPLANATION OF TABLES

TABLE 1 is a summary of the 1996 crop State totals by grape type and varieties that are shown in detail by grape pricing districts in Tables 2 through 6. State totals and averages for 1995 are shown for comparison.

TABLE 2 includes over-the-scale fresh tonnage of all grapes crushed by California processors from the 1996 crop. Over-the-scale fresh weight tonnage includes materials other than grapes (MOG) and defects. This table is broken down by the 17 grape pricing districts and by variety. State totals for 1995 are shown for comparison. Crushed tonnage includes all grapes crushed whether: grown and crushed by processors; purchased and crushed by processors; crushed by cooperatives, juice manufacturers, etc.; or crushed for others, including growers.

TABLE 3 shows the weighted average degrees Brix for all grapes crushed (TABLE 2) by California processors from the 1996 crop. The weighted average degrees Brix is reported by grape pricing districts and variety. State averages for 1995 are shown for comparison.

TABLE 4 includes net weight fresh tonnage of all grapes purchased for wine, concentrate, juice, vinegar, and beverage brandy by California processors from the 1996 crop. Net weight fresh tonnage does not include material other than grapes (MOG) and defects or other weight adjustments deducted from gross weight. The purchased tonnage is reported by variety and grape pricing districts. State totals for 1995 are shown for comparison. TABLE 4 does not include tonnage purchased as distilling material other than beverage brandy, this is shown in TABLE 7. Prices for all tonnage shown in this table are final and not subject to change. Grapes pooled by cooperatives, those grown by processors and used for their own production and grapes crushed to growers' accounts are not included.

TABLE 5 shows the weighted average degrees Brix for all grapes purchased for wine, concentrate, juice, vinegar, and beverage brandy (TABLE 4) by California processors from the 1996 crop. The weighted average degrees Brix is reported by grape pricing districts and variety. State averages for 1995 are shown for comparison. TABLE 5 does not include degrees Brix of tonnage purchased as distilling material other than beverage brandy, this is shown in TABLE 7. Grapes pooled by cooperatives, those grown by processors and used for their own production and grapes crushed to growers' accounts are not included.

TABLE 6 gives the weighted average price per ton, delivered basis, of all tonnage purchased for wine, concentrate, juice, vinegar, and beverage brandy (TABLE 4) by California processors from the 1996 crop. The weighted average prices are reported by variety, and grape pricing districts. State averages for 1995 are shown for comparison. TABLE 6 does not include prices of tonnage purchased as distilling material other than beverage brandy, this is shown in TABLE 7. Prices shown in this table are final and not subject to change. Grapes pooled by cooperatives, those grown by processors and used for their own production and grapes crushed to growers' accounts are not included.

Weighted average prices reflect final prices through January 10, 1997, and prices from reference price contracts that were in effect prior to January 1, 1977 and were priced by February 25, 1997. These prices include any Brix adjustments, bonuses or allowances. Prices are equivalent to delivered basis in the area grown including normal within-area hauling allowances. Purchases made on a roadside basis include the usual hauling allowance for local delivery in the area grown. Out-of-area purchases made on a delivered basis do not include extra hauling allowances for delivery outside the area.

The following example indicates the method used for calculating weighted averages:

DATA PAGE																			
IDENTIFICATION				SECTION I			SECTION II												
				Total Grapes Crushed At Your Facility			Final Prices Of Grapes Purchased From Grower(s) For Wine, Concentrate, Juice, Vinegar And Beverage Brandy												
VARIETY (List full name)	* Dist. Where Grown	Code	Line	Over The Scale Tons	Wtd. Avg. Degrees Brix	Total Brix (Col. 3 X Col. 4)	Purchased Tons Only	Wtd. Avg. Degrees Brix	Total Brix (Col. 5 X Col. 6)	Base Price Per Ton	Acceptable Brix Limits		Brix Adjustment Factors Per Degrees Brix Per Ton Plus & Minus	Office Use	Brix Adjustment Limits			Wtd. Avg. Price Per Ton	Total Paid (Col. 5 x Col. 15)
											Min.	Max.			Base	Min.	Max.		
		1	2	3	4	A	5	6	B	7	8	9	10	11	12	13	14	15	C
Petite Sirah	1			155.5	20.6	3,203.3	100.0	20.1	2,010.0	450.0	19.0	25.0	+ or - 10%		22.0	20.0	24.0	364.50	36,450.00
Petite Sirah	1			20.5	19.0	389.5	20.5	19.0	389.50	450.0	19.0	25.0	+ or - 10%		22.0	20.0	24.0	418.50	8,579.25
Petite Sirah	1			10.6	23.5	249.1	10.6	23.5	249.10	450.0	19.0	25.0	+ or - 10%		22.0	20.0	24.0	517.50	5,485.50
Combined	1			186.6	20.6	3,841.9	131.1	20.2	2,648.6	450.0	19.0	25.0	+ or - 10%		22.0	20.0	24.0	385.31	50,514.75

Column 4 was obtained by dividing the total Over the Scale Tons (Column 3) into the Total Brix of these same tons (Column A):

$$\frac{3,841.9}{186.6} = 20.6$$

Column 6 was obtained by dividing the Purchased Tons Only (Column 5) into the Total Brix of these same tons (Column B):

$$\frac{2,648.6}{131.1} = 20.2$$

Column 15 was obtained by dividing the total Purchased Tons Only (Column 5) into the total dollars paid for these same tons (Column C):

$$\frac{\$50,514.75}{131.1} = \$385.31$$

TABLE 7 shows all grape tonnage purchased as distilling material other than beverage brandy by California processors from the 1996 crop. The tonnage, weighted average degrees Brix and price per ton are shown by grape type and variety. State totals and averages for 1995 are given for comparison.

TABLE 8 shows base prices paid to growers by Brix adjustment factors, purchased tonnage, type, variety and reporting district where grown. Weighted average base prices and total purchased tonnage are included.

The Brix adjustment factors determine adjustments to base prices to compensate for sugar variations. In this report, adjustments are expressed in dollars per ton, or percent of base price per degree variance from the established Brix base. Occasional lots are traded on price per degree Brix as delivered.

TABLE 9 includes tonnage of all grapes crushed to growers' accounts by California processors from the 1996 crop. Growers retained ownership of these grapes at the time of crushing. This tonnage is reported by grape pricing district and variety. Comparisons with 1995 are shown.

TABLE 1: STATE TOTALS OF GRAPES FOR CRUSHING BY TYPE AND VARIETY, WEIGHTED AVERAGE DEGREES BRIX, AND WEIGHTED AVERAGE DOLLARS PER TON, 1995-96

Type and Variety	Total Tons Crushed		Avg. Brix Crushed		Total Tons Purchased		Avg. Brix Purchased		Wtd. Avg. Dollars Per Ton	
	1996	1995	1996	1995	1996	1995	1996	1995	1996	1995
RAISIN GRAPES:										
BLACK CORINTH (ZANTES)	1,161.8	6,857.3	24.1	21.9	1,153.0	6,770.6	24.1	21.9	204.48	150.12
FIESTA	9,937.6	1,507.8	21.8	21.9	5,587.9	899.8	21.3	21.2	185.96	168.27
SULTANAS	311.6	280.6	21.4	19.5	308.7	272.0	21.4	19.4	185.00	160.00
THOMPSON SEEDLESS	606,247.5	423,056.1	21.4	20.6	536,066.5	345,442.3	21.3	20.6	190.88	164.09
TOTAL RAISIN	617,658.5	431,701.8	21.4	20.7	543,116.1	353,384.7	21.3	20.6	190.86	163.83
TABLE GRAPES:										
ALMERIA	1.7	30.2	16.8	18.1	0.0	0.0	0.0	0.0	0.00	0.00
AMERICAN ROSE	0.0	25.2	0.0	19.5	0.0	25.2	0.0	19.5	0.00	140.00
AUTUMN SEEDLESS	813.8	0.0	22.5	0.0	813.8	0.0	22.5	0.0	200.16	0.00
BLACK HAMBURG	0.3	1.1	32.0	26.1	0.0	0.0	0.0	0.0	0.00	0.00
BLACK MONUKKA	1,064.8	167.1	20.4	19.4	232.3	156.2	21.7	19.1	182.09	159.12
BLACK PRINCE/ROSE OF PERU	0.0	7.7	0.0	25.5	0.0	7.7	0.0	25.2	0.00	180.00
BLACK SEEDLESS	768.0	861.6	22.9	21.1	389.2	124.6	23.1	21.9	198.58	153.30
CALMERIA	1,730.3	2,299.8	20.5	20.2	273.6	234.2	19.6	20.2	182.95	141.34
CARDINAL	1.8	280.3	21.5	21.3	0.0	259.7	0.0	21.4	0.00	153.99
CHRISTMAS ROSE	1,090.2	1,334.9	21.2	20.0	203.3	250.3	19.7	19.4	191.04	138.78
CONCORD	0.0	331.0	0.0	18.4	0.0	330.6	0.0	18.4	0.00	138.00
CRIMSON	168.8	157.4	19.0	19.0	62.7	4.6	20.8	20.2	199.09	150.00
EMPERATRIZ	1,235.6	2,128.6	18.4	18.4	161.1	459.5	18.6	18.5	200.00	145.10
EMPEROR	1,898.4	3,246.0	17.9	18.0	247.6	1,100.7	18.0	18.4	184.87	134.28
EXOTIC	421.6	1,503.4	21.3	16.7	250.4	1,330.3	21.0	16.4	182.91	124.86
FANTASY	217.3	79.5	23.3	21.4	33.8	56.3	21.6	22.2	195.82	163.95
FLAME SEEDLESS	22,450.9	15,402.7	22.3	21.4	14,764.9	7,776.3	22.2	21.2	192.22	147.74
FLAME TOKAY	18,962.8	47,120.6	18.2	17.2	18,955.8	42,150.3	18.2	17.0	179.85	158.97
GOLDEN MUSCAT	345.8	4,146.1	23.1	21.4	0.0	448.0	0.0	21.9	0.00	175.20
ITALIA	200.4	242.9	20.3	20.4	29.0	218.1	20.3	20.5	179.53	153.19
MARROO	4.7	32.3	23.0	24.1	0.0	0.0	0.0	0.0	0.00	0.00
OLIVETTE BLANCHE/LDY FNGR	81.7	4.0	16.2	22.3	0.0	0.0	0.0	0.0	0.00	0.00
PERLETTE	765.5	306.4	21.9	23.7	762.1	196.1	21.9	22.6	195.52	150.00
QUEEN	315.0	308.6	20.0	19.5	292.2	177.3	19.9	20.3	187.00	142.10
RED GLOBE/ROSE-ITO	4,675.1	3,408.1	20.5	18.7	558.0	651.1	20.0	18.7	181.86	134.00
RED MALAGA	8.4	25.5	20.2	19.4	8.4	25.5	20.2	19.4	185.00	145.50
RED SEEDLESS	637.7	715.0	19.9	20.0	174.6	111.0	18.6	20.6	158.10	144.20
RIBIER	1,818.9	2,919.5	20.2	18.9	427.4	1,028.1	19.6	18.7	181.52	140.04
ROGUE	983.6	2,501.8	20.3	16.7	0.0	0.0	0.0	0.0	0.00	0.00
RUBY SEEDLESS/KING RUBY	5,370.2	3,680.6	21.9	21.7	3,547.4	1,152.3	21.7	22.1	173.71	158.82
SUPERIOR SEEDLESS	895.2	2,863.1	18.7	18.7	891.6	2,855.6	18.7	18.7	175.00	150.00
WHITE MALAGA	8,208.9	11,212.0	20.2	18.7	6,346.3	8,789.5	20.1	19.0	186.28	156.03
PACKINGHOUSE CULLS	1,411.4	1,198.9	20.8	20.0	0.0	0.0	0.0	0.0	0.00	0.00
OTHER TABLE 1/	40,025.5	60,955.6	21.7	21.3	39,643.7	60,438.5	21.8	21.3	191.98	170.40
TOTAL TABLE	116,574.3	169,497.5	20.9	19.6	89,069.2	130,357.6	20.9	19.6	187.99	162.18
WINE GRAPES (WHITE):										
BURGER	25,069.9	28,034.9	15.6	15.3	22,303.1	23,529.8	15.6	15.3	188.79	177.18
CHARDONNAY	309,463.9	286,989.1	23.3	23.1	215,846.5	208,830.7	23.3	23.0	1,129.75	893.29
CHASSELAS DORE	0.0	47.1	0.0	22.4	0.0	20.3	0.0	22.3	0.00	125.00
CHENIN BLANC	159,878.3	187,623.1	20.2	19.5	149,021.8	176,083.3	20.0	19.5	282.70	204.54
CORTESE	8.1	4.4	22.1	22.0	0.0	0.0	0.0	0.0	0.00	0.00
EMERALD RIESLING	4,660.3	1,930.7	22.3	21.1	4,631.2	1,885.2	22.3	21.0	208.29	165.83
FEHER SZAGOS	48.3	49.9	21.2	20.6	47.6	49.9	21.2	20.6	185.00	160.00
FLORA	74.3	83.1	22.9	24.4	36.9	38.6	21.3	22.0	1,130.30	1,028.40
FOLLE BLANCHE	24.2	18.6	18.2	23.0	0.0	0.0	0.0	0.0	0.00	0.00
FRENCH COLOMBARD	427,737.6	486,040.4	20.9	20.5	414,363.9	456,261.9	20.9	20.5	210.42	167.84
GEWURZTRAMINER	7,912.0	4,411.6	23.0	22.9	4,609.6	3,243.6	22.7	22.5	822.73	662.98
GRAY RIESLING	518.1	702.0	21.1	21.7	283.8	483.7	22.5	21.4	543.51	377.90
GRECO	1.4	0.0	23.0	0.0	1.4	0.0	23.0	0.0	1,400.00	0.00
GREEN HUNGARIAN	325.1	639.7	20.5	17.3	325.1	620.0	22.9	17.1	223.94	194.64
INZOLIA	1.7	2.6	22.6	21.2	1.4	1.5	23.4	22.0	1,200.00	1,200.00
KLEINBERGER	6.6	8.1	21.2	22.0	6.6	3.8	21.2	22.0	1,000.00	1,000.00
MALVASIA BIANCA	15,586.7	16,201.2	20.0	19.2	11,303.9	11,093.7	19.9	19.4	294.19	225.43
MARSANNE	175.2	109.3	22.6	22.8	98.3	14.5	23.1	22.3	1,166.10	1,103.45
MELON	19.4	23.2	22.6	21.2	17.4	23.1	22.5	21.2	929.68	861.38
MONTONICO	8.8	0.0	22.0	0.0	0.0	0.0	0.0	0.0	0.00	0.00
MUSCAT BLANC/M CANELLI	6,377.3	6,794.3	22.2	21.2	5,235.0	5,863.0	22.2	20.9	465.54	375.57
MUSCAT OF ALEXANDRIA	44,289.8	48,146.5	22.5	21.9	41,757.4	45,469.1	22.5	21.8	230.34	181.18
MUSCAT ORANGE	326.4	310.2	23.1	22.3	291.2	276.9	23.1	22.4	573.96	378.88
PALOMINO/G CHASSELAS	6,997.4	6,976.1	20.2	19.8	6,427.4	6,034.1	20.1	19.7	188.55	159.69
PEDRO XIMENES	39.0	11.3	22.6	23.3	39.0	11.3	22.6	23.3	150.00	125.00
PEVERELLA	0.3	0.0	21.8	0.0	0.0	0.0	0.0	0.0	0.00	0.00
PINOT BLANC	4,718.1	2,842.2	21.9	21.8	2,872.4	1,815.9	21.9	21.9	942.06	793.47
PINOT GRIS	457.0	299.8	22.5	23.2	273.8	54.5	22.8	22.7	1,226.27	1,118.44
PRIMOTIVO DIEGO	15.5	3.8	23.3	25.0	14.4	3.8	23.3	25.0	1,031.25	1,000.00
ROUSANNE	133.7	95.3	24.1	22.9	44.8	29.4	25.1	25.0	1,457.39	1,258.18
SAUVIGNON BLANC	48,637.5	64,441.9	22.6	22.2	36,880.4	49,194.4	22.6	22.1	703.38	530.70
SAUVIGNON MUSQUE	107.2	23.3	23.0	22.5	103.4	23.3	23.0	22.5	1,071.24	1,003.00
SAUVIGNON VERT	32.7	26.1	21.9	22.4	19.4	22.1	22.1	22.7	444.33	367.16
SCHUREBE	22.2	27.0	23.5	23.2	0.0	0.0	0.0	0.0	0.00	0.00
SEMILLON	6,774.5	9,348.1	22.2	21.4	5,019.8	7,485.1	22.0	21.2	485.02	394.19
ST. EMILION (UGNI BLANC)	2,258.6	3,435.7	19.7	18.6	2,190.3	2,818.6	19.7	18.8	222.62	174.35
SYLVANER	178.0	80.8	20.5	28.0	44.3	12.1	21.4	22.7	658.01	476.45
SYMPHONY	5,843.7	3,416.5	22.3	21.2	5,751.9	3,172.9	22.3	21.5	292.20	259.60
VIOGNIER	1,066.3	704.9	23.9	24.0	594.9	271.3	23.7	24.3	1,319.64	1,249.20
WHITE RIESLING	13,141.1	14,484.7	21.9	21.6	9,893.2	8,586.9	21.6	21.6	749.57	484.17
OTHER WHITE 1/	891.2	799.9	21.8	22.1	755.2	10,559.4	22.2	19.2	578.50	220.80
TOTAL WHITE	1,093,827.4	1,175,187.4	21.6	21.0	941,106.7	1,023,887.7	21.3	20.8	469.42	350.58

**TABLE 1: STATE TOTALS OF GRAPES FOR CRUSHING BY TYPE AND VARIETY,
WEIGHTED AVERAGE DEGREES BRIX, AND WEIGHTED AVERAGE DOLLARS PER TON, 1995-96**

Type and Variety	Total Tons Crushed		Avg. Brix Crushed		Total Tons Purchased		Avg. Brix Purchased		Wtd. Avg. Dollars Per Ton	
	1996	1995	1996	1995	1996	1995	1996	1995	1996	1995
WINE GRAPES (RED):										
AGLIANICO	6.0	0.0	19.7	0.0	6.0	0.0	19.7	0.0	1,050.00	0.00
ALEATICO	164.3	280.7	24.2	22.8	150.0	264.9	24.0	22.5	498.70	303.77
ALICANTE BOUSCHET	1,770.3	1,795.6	19.4	20.9	1,624.0	1,270.3	19.2	20.7	407.21	265.85
ALVARELHAO	4.9	8.9	23.4	23.0	2.1	3.8	23.1	23.5	853.57	700.00
AMERICA	0.0	7.1	0.0	24.1	0.0	7.1	0.0	24.1	0.00	821.13
BARBERA	99,303.1	91,233.6	23.1	22.6	90,162.7	80,683.3	23.1	22.6	295.72	252.62
BLACK MALVOISIE	321.2	413.5	23.5	22.5	321.2	367.7	23.5	22.6	277.14	251.39
BRUNELLO	0.0	10.9	0.0	23.2	0.0	0.7	0.0	19.0	0.00	800.00
CABERNET FRANC	8,371.3	8,199.6	23.7	23.4	5,040.3	4,688.0	23.6	23.3	1,280.27	1,091.90
CABERNET SAUVIGNON	158,643.0	180,504.0	23.5	23.5	129,711.9	142,003.6	23.5	23.4	1,089.62	867.43
CARIGNANE	60,456.0	65,249.3	22.6	22.6	55,709.9	60,413.2	22.6	22.6	366.50	270.43
CARMINE	179.2	282.7	23.1	22.8	153.6	269.8	23.1	22.4	374.41	357.01
CARNELIAN	9,891.2	11,345.9	23.3	23.9	8,884.3	11,308.8	23.5	23.1	294.21	223.53
CENTURIAN	2,973.8	2,911.6	23.7	24.3	2,740.5	2,624.9	23.6	24.2	290.90	242.92
CHARBONO	257.7	245.6	21.4	22.0	249.6	220.3	21.4	21.9	1,249.26	884.86
CINSAULT	128.7	119.6	23.5	23.0	31.2	54.6	24.1	23.3	831.44	632.55
DOLCETTO	218.8	107.7	22.3	21.3	88.8	35.6	22.9	21.6	1,132.38	950.98
EARLY BURGUNDY	56.1	104.1	23.4	23.2	42.4	60.2	23.5	23.5	615.03	450.86
FREISA	27.4	0.0	21.5	0.0	27.0	0.0	21.5	0.0	1,074.44	0.00
GAMAY (NAPA)	7,056.2	7,450.0	21.0	21.2	6,582.6	7,178.0	20.9	21.1	630.72	495.57
GAMAY BEAUJOLAIS	441.5	1,423.1	23.3	22.6	410.9	1,220.9	23.6	22.9	653.70	559.79
GRENACHE	102,593.8	97,694.1	20.6	20.4	97,378.9	91,883.8	20.4	20.4	256.32	181.48
GRIGNOLINO	48.6	34.5	23.2	23.3	0.0	0.0	0.0	0.0	0.00	0.00
LAMBRUSCO	289.6	362.4	22.5	21.7	0.0	0.1	0.0	22.0	0.00	500.00
MALBEC	325.4	282.4	22.7	23.3	185.9	136.7	22.7	23.3	1,369.78	1,185.58
MATARO/MOUVEDRE	1,345.6	1,134.2	23.7	23.4	951.4	848.5	23.7	23.8	876.53	867.67
MERLOT	104,041.1	73,666.3	23.2	23.3	79,733.0	55,958.8	23.3	23.3	1,181.46	1,097.41
MEUNIER	757.8	799.4	20.0	19.7	429.6	410.2	19.8	19.8	1,138.49	897.95
MISSION	3,834.5	3,847.0	23.8	23.8	3,773.1	3,742.4	23.8	23.8	232.01	179.45
MONTANACCIO	0.0	6.0	0.0	22.3	0.0	0.0	0.0	0.0	0.00	0.00
MUSCAT HAMBURG	109.6	143.9	25.7	23.9	97.2	127.4	26.2	24.2	535.84	434.01
NEBBIOLO	362.2	299.5	23.6	23.5	168.9	136.7	23.4	23.5	1,170.21	966.11
PETIT VERDOT	545.9	441.7	23.3	22.5	226.1	179.0	23.2	22.1	1,568.05	1,412.36
PETITE SIRAH	7,155.5	7,774.0	23.4	23.0	5,710.1	5,727.8	23.3	22.8	829.23	647.32
PEFFER CABERNET	27.0	34.6	22.7	23.7	5.5	2.0	23.3	23.5	1,000.00	1,050.00
PINOT NOIR	36,641.8	28,986.1	22.7	22.3	24,243.9	19,223.4	22.9	22.5	1,341.34	1,018.49
PINOT ST GEORGE	40.7	38.3	23.4	23.9	26.4	7.0	22.9	23.2	760.23	600.00
REFOSCO/MONDEUSE	106.5	106.5	22.7	22.4	74.8	56.0	22.3	22.2	1,033.42	901.61
ROYALTY	6,553.1	7,250.4	22.0	22.3	6,468.1	7,238.3	22.0	22.3	339.68	334.38
RUBIED	83,553.3	68,259.2	22.8	21.8	80,288.0	63,911.9	22.8	21.8	353.24	348.95
RUBY CABERNET	52,745.1	43,272.4	22.8	23.0	49,199.2	39,192.1	22.9	23.0	373.45	305.40
SALVADOR	5,796.7	6,754.2	22.5	22.2	5,653.6	6,736.8	22.5	22.2	307.97	323.34
SANGIOVETO/SANGIOVESE	4,135.3	2,253.0	23.4	23.8	2,174.8	867.4	23.0	23.8	1,141.06	1,231.42
SOUZAO	83.6	103.8	22.3	21.9	56.2	67.2	22.1	22.6	553.47	295.79
ST MACAIRE	0.0	202.1	0.0	22.6	0.0	201.1	0.0	22.6	0.00	225.00
SYRAH/FRENCH SYRAH-SHIRAZ	5,099.3	3,443.6	23.7	23.5	3,579.5	1,874.8	23.7	23.2	1,073.85	1,010.11
TANNAT	1.9	0.1	23.7	24.6	0.3	0.1	24.2	24.6	1,200.00	1,200.00
TEMPRANILLO	69.8	0.0	23.0	0.0	59.0	0.0	22.5	0.0	741.72	0.00
TEROLDEGO	8.3	0.0	22.3	0.0	8.3	0.0	22.3	0.0	1,720.48	0.00
TINTA CAO	30.5	16.5	21.9	22.0	28.8	8.7	21.9	22.6	434.97	572.41
TINTA MADEIRA	111.3	97.0	23.8	23.0	90.7	0.0	24.0	0.0	315.00	0.00
TOURIGA	65.3	41.4	23.4	22.3	46.5	4.8	23.1	22.6	356.77	664.58
VALDEPENAS	919.4	1,584.3	22.8	22.1	917.2	1,533.0	22.8	22.3	348.11	252.61
ZINFANDEL	299,843.0	326,694.2	19.7	18.6	274,710.1	280,342.3	19.6	18.6	564.83	521.15
OTHER RED ^{1/}	11,041.6	4,571.3	21.2	22.3	9,260.2	25,020.1	21.1	20.7	233.62	305.76
TOTAL RED	1,078,553.8	1,051,887.9	21.9	21.3	947,484.3	918,114.1	21.8	21.2	610.51	515.38
TOTAL WINE	2,172,381.2	2,227,075.3	21.7	21.2	1,888,591.0	1,942,001.8	21.6	21.0	540.21	428.50
TOTAL ALL VARIETIES	2,906,614.0	2,828,274.6	21.6	21.0	2,520,776.3	2,425,744.1	21.5	20.9	452.49	375.63

^{1/} Other categories include minor varieties as well as mixed varieties.

**TABLE 2: TONS OF GRAPES CRUSHED BY CALIFORNIA PROCESSORS
FROM THE 1996 CROP BY TYPE, VARIETY, AND REPORTING DISTRICT WHERE GROWN, WITH COMPARISONS**

Type and Variety	1	2	3	4	5	6	7	8	9	10
	----- TONS -----									
RAISIN GRAPES:										
BLACK CORINTH (ZANTES)	0.0	0.0	0.0	0.0	0.0	0.0	0.0	0.0	0.0	0.0
FIESTA	0.0	0.0	0.0	0.0	0.0	0.0	0.0	0.0	0.0	0.0
SULTANAS	0.0	0.0	0.0	0.0	0.0	0.0	0.0	0.0	0.0	0.0
THOMPSON SEEDLESS	0.0	0.0	0.0	0.0	0.0	0.0	0.0	360.3	9.2	0.0
TOTAL RAISIN	0.0	0.0	0.0	0.0	0.0	0.0	0.0	360.3	9.2	0.0
TABLE GRAPES:										
ALMERIA	0.0	0.0	0.0	0.0	0.0	0.0	0.0	0.0	0.0	0.0
AMERICAN ROSE	0.0	0.0	0.0	0.0	0.0	0.0	0.0	0.0	0.0	0.0
AUTUMN SEEDLESS	0.0	0.0	0.0	0.0	0.0	0.0	0.0	0.0	0.0	0.0
BLACK HAMBURG	0.0	0.0	0.0	0.3	0.0	0.0	0.0	0.0	0.0	0.0
BLACK MONUKKA	0.0	0.0	0.0	0.0	0.0	0.0	0.0	0.0	0.0	0.0
BLACK PRINCE/ROSE OF PERU	0.0	0.0	0.0	0.0	0.0	0.0	0.0	0.0	0.0	0.0
BLACK SEEDLESS	0.0	0.0	0.0	0.0	0.0	0.0	0.0	0.0	0.0	0.0
CALMERIA	0.0	0.0	0.0	0.0	0.0	0.0	0.0	0.0	0.0	0.0
CARDINAL	0.0	0.0	0.0	0.0	0.0	0.0	0.0	0.0	0.0	0.0
CHRISTMAS ROSE	0.0	0.0	0.0	0.0	0.0	0.0	0.0	0.0	0.0	0.0
CONCORD	0.0	0.0	0.0	0.0	0.0	0.0	0.0	0.0	0.0	0.0
CRIMSON	0.0	0.0	0.0	0.0	0.0	0.0	0.0	0.0	0.0	0.0
EMPERATRIZ	0.0	0.0	0.0	0.0	0.0	0.0	0.0	0.0	0.0	0.0
EMPEROR	0.0	0.0	0.0	0.0	0.0	0.0	0.0	0.0	0.0	0.0
EXOTIC	0.0	0.0	0.0	0.0	0.0	0.0	0.0	0.0	0.0	0.0
FANTASY	0.0	0.0	0.0	0.0	0.0	0.0	0.0	0.0	0.0	0.0
FLAME SEEDLESS	0.0	4.9	0.0	0.0	0.0	0.0	0.0	56.5	0.0	0.0
FLAME TOKAY	0.0	0.0	0.0	0.0	0.0	0.0	0.0	0.0	0.0	0.0
GOLDEN MUSCAT	0.0	0.0	0.0	0.0	0.0	0.0	0.0	0.0	0.0	0.0
ITALIA	0.0	0.0	0.0	0.0	0.0	0.0	0.0	0.0	0.0	0.0
MARROO	0.0	0.0	0.0	0.0	0.0	0.0	0.0	0.0	0.0	0.0
OLIVETTE BLANCHE/LDY FNGR	0.0	0.0	0.0	0.0	0.0	0.0	0.0	0.0	0.0	0.0
PERLETTE	0.0	0.0	0.0	0.0	0.0	0.0	0.0	0.0	0.0	0.0
QUEEN	0.0	0.0	0.0	0.0	0.0	0.0	0.0	0.0	0.0	0.0
RED GLOBE/ROSE-ITO	0.0	0.0	0.0	0.0	0.0	0.0	0.0	0.0	0.0	0.0
RED MALAGA	0.0	0.0	0.0	0.0	0.0	0.0	0.0	0.0	0.0	0.0
RED SEEDLESS	0.0	0.0	0.0	0.0	0.0	0.0	0.0	0.0	0.0	0.0
RIBIER	0.0	0.0	0.0	0.0	0.0	0.0	0.0	0.0	0.0	0.0
ROGUE	0.0	0.0	0.0	0.0	0.0	0.0	0.0	0.0	0.0	0.0
RUBY SEEDLESS/KING RUBY	0.0	0.0	0.0	0.0	0.0	0.0	0.0	0.0	0.0	0.0
SUPERIOR SEEDLESS	0.0	0.0	0.0	0.0	0.0	0.0	0.0	0.0	0.0	0.0
WHITE MALAGA	0.0	0.0	0.0	0.0	0.0	0.0	0.0	0.0	0.0	0.0
PACKINGHOUSE CULLS	0.0	0.0	0.0	0.0	0.0	0.0	0.0	0.0	0.0	0.0
OTHER TABLE 1/	0.0	0.0	0.0	0.0	0.0	0.0	0.0	0.0	0.0	0.0
TOTAL TABLE	0.0	4.9	0.0	0.3	0.0	0.0	0.0	56.5	0.0	0.0
WINE GRAPES (WHITE):										
BURGER	6.7	0.0	81.0	0.0	0.0	0.0	0.0	0.0	0.0	0.0
CHARDONNAY	17,237.8	1,635.3	47,458.0	24,114.3	3,079.3	5,479.9	52,378.5	39,894.2	3,709.7	1,182.7
CHASSELAS DORE	0.0	0.0	0.0	0.0	0.0	0.0	0.0	0.0	0.0	0.0
CHENIN BLANC	1,301.4	79.8	1,042.5	1,588.7	175.4	32.0	7,608.0	2,431.7	561.3	41.0
CORTESE	0.0	0.0	0.0	0.0	0.0	0.0	0.0	0.0	0.0	0.0
EMERALD RIESLING	0.0	0.0	0.0	0.0	0.0	0.0	0.0	0.0	0.0	0.0
FEHER SZAGOS	0.0	0.0	0.0	0.0	0.0	0.0	0.0	0.0	0.0	0.0
FLORA	39.1	0.0	0.0	28.3	0.0	0.0	0.0	0.0	4.7	2.2
FOLLE BLANCHE	0.0	0.0	24.2	0.0	0.0	0.0	0.0	0.0	0.0	0.0
FRENCH COLOMBARD	1,200.5	0.0	2,128.5	13.9	221.6	170.2	1,044.1	0.0	1,879.4	79.8
GEWURZTRAMINER	902.9	42.3	1,333.1	229.8	0.0	28.7	3,381.2	1,972.0	4.5	9.6
GRAY RIESLING	64.5	0.0	58.1	171.4	7.7	77.2	0.0	15.7	0.0	0.0
GRECO	0.0	0.0	0.0	0.0	0.0	0.0	1.4	0.0	0.0	0.0
GREEN HUNGARIAN	5.5	0.0	0.0	0.0	0.0	0.0	0.0	0.0	0.0	0.0
INZOLIA	0.0	0.0	0.0	0.0	0.0	0.0	1.4	0.0	0.0	0.0
KLEINBERGER	0.0	0.0	6.6	0.0	0.0	0.0	0.0	0.0	0.0	0.0
MALVASIA BIANCA	0.0	0.0	0.0	22.9	0.0	1.8	800.5	0.0	0.0	0.0
MARSANNE	5.7	0.0	27.5	18.4	0.0	21.0	48.4	39.2	0.0	10.3
MELON	0.0	0.0	17.4	0.0	0.0	0.0	0.0	2.0	0.0	0.0
MONTONICO	0.0	0.0	0.0	0.0	0.0	8.8	0.0	0.0	0.0	0.0
MUSCAT BLANC/M CANELLI	74.4	185.3	113.7	109.3	13.0	10.9	809.6	1,052.9	5.1	78.2
MUSCAT OF ALEXANDRIA	0.0	0.0	1.0	0.0	0.0	2.6	0.0	0.0	0.0	1.9
MUSCAT ORANGE	0.0	0.0	0.2	0.0	0.0	0.0	49.9	43.0	8.5	54.4
PALOMINO/G CHASSELAS	0.0	0.0	18.5	0.0	0.0	94.0	0.0	0.0	0.0	0.0
PEDRO XIMENES	0.0	0.0	0.0	0.0	0.0	0.0	0.0	0.0	0.0	0.0
PEVERELLA	0.0	0.0	0.0	0.0	0.0	0.0	0.0	0.0	0.0	0.0
PINOT BLANC	106.2	0.0	410.1	376.6	0.0	23.3	2,821.8	593.4	0.0	0.0
PINOT GRIS	18.2	0.0	22.9	81.0	0.0	13.8	164.6	84.5	0.0	5.0
PRIMITIVO DIEGO	0.0	0.0	5.8	0.0	0.0	0.3	0.0	0.0	0.0	0.5
ROUSANNE	0.0	0.0	6.0	10.1	0.0	0.2	10.0	94.0	0.0	6.2
SAUVIGNON BLANC	3,069.5	3,552.0	5,411.0	6,400.9	925.3	357.1	4,112.0	4,216.3	896.5	650.6
SAUVIGNON MUSQUE	0.0	0.0	26.5	80.7	0.0	0.0	0.0	0.0	0.0	0.0
SAUVIGNON VERT	0.0	0.0	18.4	14.3	0.0	0.0	0.0	0.0	0.0	0.0
SCHEUREBE	0.0	0.0	0.0	21.6	0.0	0.0	0.6	0.0	0.0	0.0
SEMILLON	138.0	178.8	655.2	800.8	0.0	253.6	520.3	523.7	212.2	50.8
ST. EMILION (UGNI BLANC)	0.0	0.0	30.3	0.0	0.0	62.4	0.0	0.0	0.0	0.0
SYLVANER	0.0	0.0	0.0	10.3	0.0	12.0	103.4	52.3	0.0	0.0
SYMPHONY	4.7	0.0	280.9	0.0	331.7	0.7	0.0	0.0	311.1	40.5
VIOGNIER	38.8	18.8	163.9	121.3	0.0	12.0	165.9	166.6	19.4	45.0
WHITE RIESLING	509.3	249.0	533.5	439.1	15.3	8.0	9,356.9	1,483.2	38.1	62.9
OTHER WHITE 1/	95.9	0.0	66.7	4.7	0.0	33.9	94.6	8.7	11.0	0.0
TOTAL WHITE	24,819.1	5,941.3	59,941.5	34,658.4	4,769.3	6,704.4	83,473.1	52,673.4	7,661.5	2,321.6

**TABLE 2: TONS OF GRAPES CRUSHED BY CALIFORNIA PROCESSORS
FROM THE 1996 CROP BY TYPE, VARIETY, AND REPORTING DISTRICT WHERE GROWN, WITH COMPARISONS**

Type and Variety	1	2	3	4	5	6	7	8	9	10
	----- TONS -----									
WINE GRAPES (RED):										
AGLIANICO	0.0	0.0	0.0	0.0	0.0	0.0	0.0	0.0	0.0	6.0
ALEATICO	0.0	0.0	7.0	0.0	0.0	0.0	0.0	1.7	0.0	14.2
ALICANTE BOUSCHET	0.6	0.0	159.6	0.0	0.8	25.8	0.8	0.0	0.0	0.8
ALVARELHAO	0.0	0.0	0.0	0.0	0.0	0.0	0.0	0.0	0.0	1.0
AMERICA	0.0	0.0	0.0	0.0	0.0	0.0	0.0	0.0	0.0	0.0
BARBERA	89.2	0.0	76.3	2.5	0.0	0.0	52.6	29.9	484.2	357.4
BLACK MALVOISIE	0.5	0.0	0.0	0.0	0.0	0.0	0.0	0.0	0.0	0.0
BRUNELLO	0.0	0.0	0.0	0.0	0.0	0.0	0.0	0.0	0.0	0.0
CABERNET FRANC	225.1	186.0	1,860.7	2,573.5	1.8	106.1	966.8	578.7	11.7	287.6
CABERNET SAUVIGNON	4,395.1	2,562.6	19,618.7	29,452.9	1,017.8	1,298.3	14,850.5	14,720.8	1,943.8	1,122.8
CARIGNANE	4,642.4	0.0	710.9	44.3	148.9	605.2	8.5	0.6	0.0	8.3
CARMINE	0.0	0.0	16.1	0.0	9.5	0.0	0.0	0.0	0.0	0.0
CARNELIAN	0.0	0.0	0.0	0.0	0.0	0.0	0.0	0.0	0.0	0.0
CENTURIAN	0.0	0.0	9.9	0.0	0.0	0.0	0.0	0.0	0.0	0.0
CHARBONO	70.1	0.0	0.6	174.6	0.0	2.1	0.0	0.0	0.0	10.3
CINSAULT	8.7	0.0	26.7	0.0	0.0	48.0	15.9	9.0	0.0	4.7
DOLCETTO	15.0	0.0	7.9	53.7	10.9	0.0	38.1	34.7	0.0	6.3
EARLY BURGUNDY	12.0	0.0	19.9	11.7	11.3	0.0	0.0	0.0	0.0	0.0
FREISA	0.0	0.0	0.0	0.0	0.0	11.4	15.6	0.0	0.0	0.0
GAMAY (NAPA)	252.8	130.7	451.4	956.2	650.6	0.0	1,928.1	809.7	0.0	0.0
GAMAY BEAUJOLAIS	34.7	0.0	20.1	1.2	15.8	0.0	288.8	66.1	0.0	0.0
GRENACHE	192.4	0.0	151.8	42.7	0.0	74.7	863.5	146.6	4,024.6	61.2
GRIGNOLINO	0.0	0.0	0.0	38.7	0.0	9.9	0.0	0.0	0.0	0.0
LAMBRUSCO	0.0	0.0	0.0	0.0	0.0	0.0	0.0	0.0	0.0	0.0
MALBEC	5.4	7.3	129.2	120.9	5.1	0.0	29.1	9.5	5.0	4.3
MATARO/MOUVEDRE	11.8	0.0	83.6	73.5	0.0	681.2	11.9	108.0	18.3	52.5
MERLOT	2,727.4	801.8	14,307.7	12,524.0	983.2	1,764.8	7,379.5	4,199.2	1,697.4	557.8
MEUNIER	18.1	0.0	392.4	347.3	0.0	0.0	0.0	0.0	0.0	0.0
MISSION	0.0	0.0	1.1	0.3	0.0	0.8	0.0	0.0	0.0	29.0
MONTANACCIO	0.0	0.0	0.0	0.0	0.0	0.0	0.0	0.0	0.0	0.0
MUSCAT HAMBURG	0.0	0.0	1.9	0.0	0.0	0.0	12.4	0.0	0.0	19.5
NEBBIOLO	15.6	0.0	32.2	3.1	0.0	5.7	46.7	139.6	1.3	47.9
PETIT VERDOT	18.2	0.0	158.3	270.8	0.0	10.3	36.1	44.3	0.0	7.7
PETITE SIRAH	1,045.7	85.3	485.4	580.6	51.3	161.1	1,711.3	537.9	76.3	53.5
PFEFFER CABERNET	0.0	0.0	0.0	0.0	0.0	0.0	27.0	0.0	0.0	0.0
PINOT NOIR	2,428.9	0.0	13,566.9	8,089.8	134.5	228.2	7,754.0	3,890.3	15.1	25.1
PINOT ST GEORGE	0.0	0.0	20.4	0.0	0.0	0.0	20.3	0.0	0.0	0.0
REFOSCO/MONDEUSE	0.0	0.0	0.0	0.5	0.0	0.5	68.3	5.5	0.0	31.7
ROYALTY	0.0	0.0	0.0	0.0	0.0	0.0	0.0	0.0	0.0	0.0
RUBIRED	0.0	0.0	0.0	554.2	0.0	1.2	0.0	0.0	0.0	0.0
RUBY CABERNET	0.0	0.0	6.7	4.4	0.0	6.7	0.0	0.0	0.0	2.0
SALVADOR	0.0	0.0	0.0	0.0	0.0	5.3	0.0	0.0	0.0	0.0
SANGIOVETO/SANGIOVESE	167.8	6.6	574.3	1,171.9	41.3	94.8	168.0	188.8	13.3	333.1
SOUZAO	9.2	0.0	0.0	0.0	0.0	0.0	25.9	0.0	0.0	2.6
ST MACAIRE	0.0	0.0	0.0	0.0	0.0	0.0	0.0	0.0	0.0	0.0
SYRAH/FRENCH SYRAH-SHIRAZ	419.9	44.7	657.5	255.4	11.0	66.8	382.3	1,107.5	340.3	251.1
TANNAT	0.0	0.0	0.3	0.0	0.0	0.0	0.0	0.0	0.0	0.0
TEMPRANILLO	0.0	0.0	19.5	0.0	0.0	0.0	0.0	0.0	4.6	7.8
TEROLDEGO	0.0	0.0	0.0	0.0	0.0	3.1	5.2	0.0	0.0	0.0
TINTA CAO	0.0	0.0	0.0	0.0	0.0	0.0	0.0	0.0	0.5	12.8
TINTA MADEIRA	0.0	0.0	0.0	0.0	0.0	0.0	0.0	0.0	0.0	0.0
TOURIGA	0.7	0.0	0.0	0.0	0.0	0.0	0.0	0.0	0.0	3.1
VALDEPENAS	0.0	0.0	0.0	0.0	0.0	0.0	0.0	0.0	0.0	0.0
ZINFANDEL	9,000.9	1,970.2	14,135.1	8,213.0	680.0	1,304.3	6,143.3	7,877.9	14,903.1	7,154.2
OTHER RED 1/	22.9	0.0	339.4	31.1	0.0	34.6	23.6	32.0	24.7	39.7
TOTAL RED	25,831.1	5,795.2	68,049.5	65,592.8	3,773.8	6,550.9	42,874.1	34,538.3	23,564.2	10,516.0
TOTAL WINE	50,650.2	11,736.5	127,991.0	100,251.2	8,543.1	13,255.3	126,347.2	87,211.7	31,225.7	12,837.6
TOTAL ALL VARIETIES	50,650.2	11,741.4	127,991.0	100,251.5	8,543.1	13,255.3	126,347.2	87,628.5	31,234.9	12,837.6

**TABLE 2: TONS OF GRAPES CRUSHED BY CALIFORNIA PROCESSORS
FROM THE 1996 CROP BY TYPE, VARIETY, AND REPORTING DISTRICT WHERE GROWN, WITH COMPARISONS**

Type and Variety	11	12	13	14	15	16	17	1996 State Total	1995 State Total	
	----- TONS -----									
RAISIN GRAPES:										
BLACK CORINTH (ZANTES)	0.0	0.0	1,136.9	24.9	0.0	0.0	0.0	1,161.8	6,857.3	
FIESTA	0.0	0.0	9,937.6	0.0	0.0	0.0	0.0	9,937.6	1,507.8	
SULTANAS	0.0	0.0	311.6	0.0	0.0	0.0	0.0	311.6	280.6	
THOMPSON SEEDLESS	40.1	7,626.0	487,078.2	110,582.0	0.0	551.7	0.0	606,247.5	423,056.1	
TOTAL RAISIN	40.1	7,626.0	498,464.3	110,606.9	0.0	551.7	0.0	617,658.5	431,701.8	
TABLE GRAPES:										
ALMERIA	0.0	0.0	0.0	1.7	0.0	0.0	0.0	1.7	30.2	
AMERICAN ROSE	0.0	0.0	0.0	0.0	0.0	0.0	0.0	0.0	25.2	
AUTUMN SEEDLESS	0.0	0.0	0.0	813.8	0.0	0.0	0.0	813.8	0.0	
BLACK HAMBURG	0.0	0.0	0.0	0.0	0.0	0.0	0.0	0.3	1.1	
BLACK MONUKKA	0.0	0.0	1,064.8	0.0	0.0	0.0	0.0	1,064.8	167.1	
BLACK PRINCE/ROSE OF PERU	0.0	0.0	0.0	0.0	0.0	0.0	0.0	0.0	7.7	
BLACK SEEDLESS	0.0	0.0	343.0	425.0	0.0	0.0	0.0	768.0	861.6	
CALMERIA	0.0	0.0	184.4	1,545.9	0.0	0.0	0.0	1,730.3	2,299.8	
CARDINAL	0.0	0.0	0.0	1.8	0.0	0.0	0.0	1.8	280.3	
CHRISTMAS ROSE	0.0	0.0	43.6	1,046.6	0.0	0.0	0.0	1,090.2	1,334.9	
CONCORD	0.0	0.0	0.0	0.0	0.0	0.0	0.0	0.0	331.0	
CRIMSON	0.0	0.0	5.7	163.1	0.0	0.0	0.0	168.8	157.4	
EMPERATRIZ	0.0	0.0	0.0	1,235.6	0.0	0.0	0.0	1,235.6	2,128.6	
EMPEROR	0.0	0.0	37.1	1,861.3	0.0	0.0	0.0	1,898.4	3,246.0	
EXOTIC	0.0	0.0	0.0	307.1	36.8	77.7	0.0	421.6	1,503.4	
FANTASY	0.0	0.0	35.2	169.5	0.0	12.6	0.0	217.3	79.5	
FLAME SEEDLESS	0.0	66.2	3,186.1	14,837.5	2,084.0	2,215.7	0.0	22,450.9	15,402.7	
FLAME TOKAY	18,897.1	0.0	0.0	0.0	0.0	0.0	65.7	18,962.8	47,120.6	
GOLDEN MUSCAT	0.0	0.0	0.0	345.8	0.0	0.0	0.0	345.8	4,146.1	
ITALIA	0.0	0.0	17.0	183.4	0.0	0.0	0.0	200.4	242.9	
MARROO	0.0	0.0	4.7	0.0	0.0	0.0	0.0	4.7	32.3	
OLIVETTE BLANCHE/LDY FNGR	0.0	0.0	0.0	81.7	0.0	0.0	0.0	81.7	4.0	
PERLETTE	0.0	0.0	42.6	57.8	0.0	665.1	0.0	765.5	306.4	
QUEEN	0.0	0.0	0.0	315.0	0.0	0.0	0.0	315.0	308.6	
RED GLOBE/ROSE-ITO	0.0	0.0	56.6	4,618.5	0.0	0.0	0.0	4,675.1	3,408.1	
RED MALAGA	0.0	0.0	8.4	0.0	0.0	0.0	0.0	8.4	25.5	
RED SEEDLESS	0.0	0.0	0.0	637.7	0.0	0.0	0.0	637.7	715.0	
RIBIER	1.7	74.9	35.3	1,707.0	0.0	0.0	0.0	1,818.9	2,919.5	
ROGUE	0.0	0.0	0.0	983.6	0.0	0.0	0.0	983.6	2,501.8	
RUBY SEEDLESS/KING RUBY	0.0	145.9	1,086.9	4,137.4	0.0	0.0	0.0	5,370.2	3,680.6	
SUPERIOR SEEDLESS	0.0	0.0	0.0	895.2	0.0	0.0	0.0	895.2	2,863.1	
WHITE MALAGA	0.0	0.0	4,146.7	4,062.2	0.0	0.0	0.0	8,208.9	11,212.0	
PACKINGHOUSE CULLS	0.0	0.0	1,411.4	0.0	0.0	0.0	0.0	1,411.4	1,198.9	
OTHER TABLE 1/	0.0	238.6	32,688.8	7,054.5	0.0	43.6	0.0	40,025.5	60,955.6	
TOTAL TABLE	18,898.8	525.6	44,398.3	47,488.7	2,120.8	3,014.7	65.7	116,574.3	169,497.5	
WINE GRAPES (WHITE):										
BURGER	12,303.7	3,691.5	680.7	8,231.6	74.7	0.0	0.0	25,069.9	28,034.9	
CHARDONNAY	49,034.9	28,727.3	11,408.6	5,182.3	14.4	6,929.4	11,997.3	309,463.9	286,989.1	
CHASSELAS DORE	0.0	0.0	0.0	0.0	0.0	0.0	0.0	0.0	47.1	
CHENIN BLANC	9,240.6	23,007.1	82,513.1	25,481.0	9.0	344.6	4,421.1	159,878.3	187,623.1	
CORTESE	0.0	0.0	0.0	0.0	0.0	8.0	0.1	8.1	4.4	
EMERALD RIESLING	0.0	0.0	493.3	4,167.0	0.0	0.0	0.0	4,660.3	1,930.7	
FEHER SZAGOS	0.0	0.0	48.3	0.0	0.0	0.0	0.0	48.3	49.9	
FLORA	0.0	0.0	0.0	0.0	0.0	0.0	0.0	74.3	83.1	
FOLLE BLANCHE	0.0	0.0	0.0	0.0	0.0	0.0	0.0	24.2	18.6	
FRENCH COLOMBARD	11,674.5	55,840.0	271,955.7	81,091.3	0.0	0.0	438.1	427,737.6	486,040.4	
GEWURZTRAMINER	0.0	0.0	0.0	0.0	0.0	7.9	0.0	7,912.0	4,411.6	
GRAY RIESLING	123.5	0.0	0.0	0.0	0.0	0.0	0.0	518.1	702.0	
GRECO	0.0	0.0	0.0	0.0	0.0	0.0	0.0	1.4	0.0	
GREEN HUNGARIAN	0.0	159.2	0.0	160.4	0.0	0.0	0.0	325.1	639.7	
INZOLIA	0.0	0.0	0.0	0.0	0.0	0.0	0.3	1.7	2.6	
KLEINBERGER	0.0	0.0	0.0	0.0	0.0	0.0	0.0	6.6	8.1	
MALVASIA BIANCA	2,007.5	9,761.5	2,073.1	919.4	0.0	0.0	0.0	15,586.7	16,201.2	
MARSANNE	0.0	0.0	0.0	0.0	0.0	4.7	0.0	175.2	109.3	
MELON	0.0	0.0	0.0	0.0	0.0	0.0	0.0	19.4	23.2	
MONTONICO	0.0	0.0	0.0	0.0	0.0	0.0	0.0	8.8	0.0	
MUSCAT BLANC/M CANELLI	182.9	18.8	3,492.0	85.3	15.9	130.0	0.0	6,377.3	6,794.3	
MUSCAT OF ALEXANDRIA	0.0	688.9	23,105.7	20,469.1	0.0	20.6	0.0	44,289.8	48,146.5	
MUSCAT ORANGE	0.0	13.3	154.7	0.0	0.0	2.4	0.0	326.4	310.2	
PALOMINO/G CHASSELAS	94.0	22.7	6,464.3	139.0	129.2	35.7	0.0	6,997.4	6,976.1	
PEDRO XIMENES	0.0	0.0	0.0	0.0	39.0	0.0	0.0	39.0	11.3	
PEVERELLA	0.0	0.0	0.0	0.0	0.0	0.0	0.3	0.3	0.0	
PINOT BLANC	0.0	0.0	0.0	0.0	0.0	386.7	0.0	4,718.1	2,842.2	
PINOT GRIS	0.0	0.0	10.6	0.0	0.0	56.4	0.0	457.0	299.8	
PRIMOTIVO DIEGO	8.9	0.0	0.0	0.0	0.0	0.0	0.0	15.5	3.8	
ROUSANNE	0.0	0.0	0.0	0.0	0.0	7.2	0.0	133.7	95.3	
SAUVIGNON BLANC	9,344.6	6,705.9	971.2	579.6	1.2	543.5	900.3	48,637.5	64,441.9	
SAUVIGNON MUSQUE	0.0	0.0	0.0	0.0	0.0	0.0	0.0	107.2	23.3	
SAUVIGNON VERT	0.0	0.0	0.0	0.0	0.0	0.0	0.0	32.7	26.1	
SCHEUREBE	0.0	0.0	0.0	0.0	0.0	0.0	0.0	22.2	27.0	
SEMILLON	1,325.2	734.0	101.1	1,197.7	0.0	8.8	74.3	6,774.5	9,348.1	
ST. EMILION (UGNI BLANC)	0.0	0.0	2,165.9	0.0	0.0	0.0	0.0	2,258.6	3,435.7	
SYLVANER	0.0	0.0	0.0	0.0	0.0	0.0	0.0	178.0	80.8	
SYMPHONY	547.0	138.4	3,590.3	0.0	0.0	0.0	598.4	5,843.7	3,416.5	
VIOGNIER	39.1	0.0	136.0	0.0	0.0	139.5	0.0	1,066.3	704.9	
WHITE RIESLING	196.0	0.6	0.0	0.0	0.0	249.2	0.0	13,141.1	14,484.7	
OTHER WHITE 1/	10.9	10.8	307.8	234.3	7.3	1.3	3.3	891.2	799.9	
TOTAL WHITE	96,133.3	129,520.0	409,672.4	147,938.0	290.7	8,875.9	18,433.5	1,093,827.4	1,175,187.4	

**TABLE 2: TONS OF GRAPES CRUSHED BY CALIFORNIA PROCESSORS
FROM THE 1996 CROP BY TYPE, VARIETY, AND REPORTING DISTRICT WHERE GROWN, WITH COMPARISONS**

Type and Variety	11	12	13	14	15	16	17	1996 State Total	1995 State Total
	----- TONS -----								
WINE GRAPES (RED):									
AGLIANICO	0.0	0.0	0.0	0.0	0.0	0.0	0.0	6.0	0.0
ALEATICO	0.0	0.0	133.3	0.0	8.0	0.0	0.1	164.3	280.7
ALICANTE BOUSCHET	125.5	22.5	342.6	1,005.6	54.4	31.3	0.0	1,770.3	1,795.6
ALVARELHAO	3.9	0.0	0.0	0.0	0.0	0.0	0.0	4.9	8.9
AMERICA	0.0	0.0	0.0	0.0	0.0	0.0	0.0	0.0	7.1
BARBERA	691.7	11,509.0	76,871.5	9,109.3	0.0	29.1	0.4	99,303.1	91,233.6
BLACK MALVOISIE	0.0	0.0	0.0	320.7	0.0	0.0	0.0	321.2	413.5
BRUNELLO	0.0	0.0	0.0	0.0	0.0	0.0	0.0	0.0	10.9
CABERNET FRANC	1,533.0	9.3	0.0	0.0	0.1	30.9	0.0	8,371.3	8,199.6
CABERNET SAUVIGNON	42,249.6	11,200.6	3,578.8	8,514.7	45.2	526.2	1,544.6	158,643.0	180,504.0
CARIGNANE	10,012.7	12,927.6	25,767.9	5,437.0	102.8	38.9	0.0	60,456.0	65,249.3
CARMINE	0.0	0.0	151.8	0.0	0.0	1.8	0.0	179.2	282.7
CARNELIAN	0.0	55.3	6,025.9	3,810.0	0.0	0.0	0.0	9,891.2	11,345.9
CENTURIAN	0.0	0.0	2,963.9	0.0	0.0	0.0	0.0	2,973.8	2,911.6
CHARBONO	0.0	0.0	0.0	0.0	0.0	0.0	0.0	257.7	245.6
CINSAULT	1.1	0.0	0.0	0.0	8.5	6.1	0.0	128.7	119.6
DOLCETTO	0.0	0.0	0.0	0.0	0.0	51.4	0.8	218.8	107.7
EARLY BURGUNDY	1.2	0.0	0.0	0.0	0.0	0.0	0.0	56.1	104.1
FREISA	0.0	0.0	0.0	0.0	0.0	0.0	0.4	27.4	0.0
GAMAY (NAPA)	470.2	0.0	538.7	733.8	0.0	8.0	126.0	7,056.2	7,450.0
GAMAY BEAUJOLAIS	0.0	0.0	0.0	0.0	0.0	14.8	0.0	441.5	1,423.1
GRENACHE	272.0	13,352.8	64,510.4	18,290.1	443.0	168.0	0.0	102,593.8	97,694.1
GRIGNOLINO	0.0	0.0	0.0	0.0	0.0	0.0	0.0	48.6	34.5
LAMBRUSCO	0.0	0.0	289.5	0.0	0.0	0.0	0.1	289.6	362.4
MALBEC	9.6	0.0	0.0	0.0	0.0	0.0	0.0	325.4	282.4
MATARO/MOUVEDRE	3.5	0.0	0.0	0.0	46.4	251.8	3.1	1,345.6	1,134.2
MERLOT	25,749.9	14,051.9	9,929.9	3,905.4	1.2	431.8	3,028.2	104,041.1	73,666.3
MEUNIER	0.0	0.0	0.0	0.0	0.0	0.0	0.0	757.8	799.4
MISSION	18.0	1,377.3	1,914.2	0.0	472.5	21.3	0.0	3,834.5	3,847.0
MONTANACCIO	0.0	0.0	0.0	0.0	0.0	0.0	0.0	0.0	6.0
MUSCAT HAMBURG	0.0	73.0	2.8	0.0	0.0	0.0	0.0	109.6	143.9
NEBBIOLO	0.0	0.0	0.0	0.0	0.0	68.7	1.4	362.2	299.5
PETIT VERDOT	0.0	0.0	0.0	0.0	0.0	0.0	0.2	545.9	441.7
PETITE SIRAH	870.1	512.1	435.4	296.5	0.0	37.3	215.7	7,155.5	7,774.0
PFEFFER CABERNET	0.0	0.0	0.0	0.0	0.0	0.0	0.0	27.0	34.6
PINOT NOIR	0.0	461.4	47.6	0.0	0.0	0.0	0.0	36,641.8	28,986.1
PINOT ST GEORGE	0.0	0.0	0.0	0.0	0.0	0.0	0.0	40.7	38.3
REFOSCO/MONDEUSE	0.0	0.0	0.0	0.0	0.0	0.0	0.0	106.5	106.5
ROYALTY	0.0	106.7	4,345.5	2,100.9	0.0	0.0	0.0	6,553.1	7,250.4
RUBRED	221.5	4,311.0	48,963.6	29,411.6	0.0	6.0	84.2	83,553.3	68,259.2
RUBY CABERNET	151.9	10,781.7	30,638.6	11,153.1	0.0	0.0	0.0	52,745.1	43,272.4
SALVADOR	44.7	0.0	501.7	5,239.8	0.0	5.2	0.0	5,796.7	6,754.2
SANGIOVETO/SANGIOVESE	23.5	793.7	423.5	0.0	0.0	128.6	6.1	4,135.3	2,253.0
SOUZAO	5.7	0.0	40.2	0.0	0.0	0.0	0.0	83.6	103.8
ST MACAIRE	0.0	0.0	0.0	0.0	0.0	0.0	0.0	0.0	202.1
SYRAH/FRENCH SYRAH-SHIRAZ	366.0	783.8	70.8	248.1	0.0	81.6	12.5	5,099.3	3,443.6
TANNAT	0.0	0.0	0.0	0.0	0.0	1.6	0.0	1.9	0.1
TEMPRANILLO	0.0	12.9	12.3	12.7	0.0	0.0	0.0	69.8	0.0
TEROLDEGO	0.0	0.0	0.0	0.0	0.0	0.0	0.0	8.3	0.0
TINTA CAO	1.2	0.0	16.0	0.0	0.0	0.0	0.0	30.5	16.5
TINTA MADEIRA	20.6	0.0	90.7	0.0	0.0	0.0	0.0	111.3	97.0
TOURIGA	20.0	0.0	41.4	0.0	0.0	0.0	0.1	65.3	41.4
VALDEPENAS	86.1	530.0	0.0	303.3	0.0	0.0	0.0	919.4	1,584.3
ZINFANDEL	94,947.5	47,882.8	55,352.2	26,987.8	1,125.1	661.6	1,504.0	299,843.0	326,694.2
OTHER RED ^{1/}	34.2	181.7	6,128.0	4,085.8	47.0	12.1	4.8	11,041.6	4,571.3
TOTAL RED	177,934.9	130,937.1	340,128.7	130,966.2	2,354.2	2,614.1	6,532.7	1,078,553.8	1,051,887.9
TOTAL WINE	274,068.2	260,457.1	749,801.1	278,904.2	2,644.9	11,490.0	24,966.2	2,172,381.2	2,227,075.3
TOTAL ALL VARIETIES	293,007.1	268,608.7	1,292,663.7	436,999.8	4,765.7	15,056.4	25,031.9	2,906,614.0	2,828,274.6

^{1/} Other categories include minor varieties as well as mixed varieties.

TABLE 3: WEIGHTED AVERAGE DEGREES BRIX FOR ALL GRAPES CRUSHED BY CALIFORNIA PROCESSORS FROM THE 1996 CROP BY TYPE, VARIETY, AND REPORTING DISTRICT WHERE GROWN, WITH COMPARISONS

Type and Variety	1	2	3	4	5	6	7	8	9	10	11	12	13	14	15	16	17	1996 State Total	1995 State Total
----- DEGREES BRIX -----																			
RAISIN GRAPES:																			
BLACK CORINTH (ZANTES)	0.0	0.0	0.0	0.0	0.0	0.0	0.0	0.0	0.0	0.0	0.0	0.0	24.0	29.6	0.0	0.0	0.0	24.1	21.9
FIESTA	0.0	0.0	0.0	0.0	0.0	0.0	0.0	0.0	0.0	0.0	0.0	0.0	21.8	0.0	0.0	0.0	0.0	21.8	21.9
SULTANAS	0.0	0.0	0.0	0.0	0.0	0.0	0.0	0.0	0.0	0.0	0.0	0.0	21.4	0.0	0.0	0.0	0.0	21.4	19.5
THOMPSON SEEDLESS	0.0	0.0	0.0	0.0	0.0	0.0	0.0	26.4	21.0	0.0	21.0	21.1	21.3	21.7	0.0	22.2	0.0	21.4	20.6
TOTAL RAISIN	0.0	0.0	0.0	0.0	0.0	0.0	0.0	26.4	21.0	0.0	21.0	21.1	21.3	21.7	0.0	22.2	0.0	21.4	20.7
TABLE GRAPES:																			
ALMERIA	0.0	0.0	0.0	0.0	0.0	0.0	0.0	0.0	0.0	0.0	0.0	0.0	0.0	16.8	0.0	0.0	0.0	16.8	18.1
AMERICAN ROSE	0.0	0.0	0.0	0.0	0.0	0.0	0.0	0.0	0.0	0.0	0.0	0.0	0.0	0.0	0.0	0.0	0.0	0.0	19.5
AUTUMN SEEDLESS	0.0	0.0	0.0	0.0	0.0	0.0	0.0	0.0	0.0	0.0	0.0	0.0	0.0	22.5	0.0	0.0	0.0	22.5	0.0
BLACK HAMBURG	0.0	0.0	0.0	32.0	0.0	0.0	0.0	0.0	0.0	0.0	0.0	0.0	0.0	0.0	0.0	0.0	0.0	32.0	26.1
BLACK MONUKKA	0.0	0.0	0.0	0.0	0.0	0.0	0.0	0.0	0.0	0.0	0.0	0.0	20.4	0.0	0.0	0.0	0.0	20.4	19.4
BLACK PRINCE/ROSE OF PERU	0.0	0.0	0.0	0.0	0.0	0.0	0.0	0.0	0.0	0.0	0.0	0.0	0.0	0.0	0.0	0.0	0.0	0.0	25.5
BLACK SEEDLESS	0.0	0.0	0.0	0.0	0.0	0.0	0.0	0.0	0.0	0.0	0.0	0.0	23.2	22.6	0.0	0.0	0.0	22.9	21.1
CALMERIA	0.0	0.0	0.0	0.0	0.0	0.0	0.0	0.0	0.0	0.0	0.0	0.0	19.1	20.7	0.0	0.0	0.0	20.5	20.2
CARDINAL	0.0	0.0	0.0	0.0	0.0	0.0	0.0	0.0	0.0	0.0	0.0	0.0	0.0	21.5	0.0	0.0	0.0	21.5	21.3
CHRISTMAS ROSE	0.0	0.0	0.0	0.0	0.0	0.0	0.0	0.0	0.0	0.0	0.0	0.0	22.8	21.2	0.0	0.0	0.0	21.2	20.0
CONCORD	0.0	0.0	0.0	0.0	0.0	0.0	0.0	0.0	0.0	0.0	0.0	0.0	0.0	0.0	0.0	0.0	0.0	0.0	18.4
CRIMSON	0.0	0.0	0.0	0.0	0.0	0.0	0.0	0.0	0.0	0.0	0.0	0.0	21.5	18.9	0.0	0.0	0.0	19.0	19.0
EMPERATRIZ	0.0	0.0	0.0	0.0	0.0	0.0	0.0	0.0	0.0	0.0	0.0	0.0	0.0	18.4	0.0	0.0	0.0	18.4	18.4
EMPEROR	0.0	0.0	0.0	0.0	0.0	0.0	0.0	0.0	0.0	0.0	0.0	0.0	18.4	17.9	0.0	0.0	0.0	17.9	18.0
EXOTIC	0.0	0.0	0.0	0.0	0.0	0.0	0.0	0.0	0.0	0.0	0.0	0.0	0.0	21.2	22.2	21.4	0.0	21.3	16.7
FANTASY	0.0	0.0	0.0	0.0	0.0	0.0	0.0	0.0	0.0	0.0	0.0	0.0	21.1	23.8	0.0	23.8	0.0	23.3	21.4
FLAME SEEDLESS	0.0	22.2	0.0	0.0	0.0	0.0	28.8	0.0	0.0	0.0	20.0	22.1	22.1	23.6	22.4	0.0	0.0	22.3	21.4
FLAME TOKAY	0.0	0.0	0.0	0.0	0.0	0.0	0.0	0.0	0.0	18.2	0.0	0.0	0.0	0.0	0.0	17.0	0.0	18.2	17.2
GOLDEN MUSCAT	0.0	0.0	0.0	0.0	0.0	0.0	0.0	0.0	0.0	0.0	0.0	0.0	0.0	23.1	0.0	0.0	0.0	23.1	21.4
ITALIA	0.0	0.0	0.0	0.0	0.0	0.0	0.0	0.0	0.0	0.0	0.0	0.0	18.8	20.4	0.0	0.0	0.0	20.3	20.4
MARROO	0.0	0.0	0.0	0.0	0.0	0.0	0.0	0.0	0.0	0.0	0.0	0.0	23.0	0.0	0.0	0.0	0.0	23.0	24.1
OLIVETTE BLANCHE/LDY FNGR	0.0	0.0	0.0	0.0	0.0	0.0	0.0	0.0	0.0	0.0	0.0	0.0	0.0	16.2	0.0	0.0	0.0	16.2	22.3
PERLETTE	0.0	0.0	0.0	0.0	0.0	0.0	0.0	0.0	0.0	0.0	0.0	0.0	18.5	23.8	0.0	21.9	0.0	21.9	23.7
QUEEN	0.0	0.0	0.0	0.0	0.0	0.0	0.0	0.0	0.0	0.0	0.0	0.0	0.0	20.0	0.0	0.0	0.0	20.0	19.5
RED GLOBE/ROSE-ITO	0.0	0.0	0.0	0.0	0.0	0.0	0.0	0.0	0.0	0.0	0.0	0.0	18.8	20.5	0.0	0.0	0.0	20.5	18.7
RED MALAGA	0.0	0.0	0.0	0.0	0.0	0.0	0.0	0.0	0.0	0.0	0.0	0.0	20.2	0.0	0.0	0.0	0.0	20.2	19.4
RED SEEDLESS	0.0	0.0	0.0	0.0	0.0	0.0	0.0	0.0	0.0	0.0	0.0	0.0	0.0	19.9	0.0	0.0	0.0	19.9	20.0
RIBIER	0.0	0.0	0.0	0.0	0.0	0.0	0.0	0.0	0.0	20.0	18.0	20.0	20.3	0.0	0.0	0.0	0.0	20.2	18.9
ROGUE	0.0	0.0	0.0	0.0	0.0	0.0	0.0	0.0	0.0	0.0	0.0	0.0	0.0	20.3	0.0	0.0	0.0	20.3	16.7
RUBY SEEDLESS/KING RUBY	0.0	0.0	0.0	0.0	0.0	0.0	0.0	0.0	0.0	0.0	0.0	0.0	24.9	22.0	21.8	0.0	0.0	21.9	21.7
SUPERIOR SEEDLESS	0.0	0.0	0.0	0.0	0.0	0.0	0.0	0.0	0.0	0.0	0.0	0.0	0.0	18.7	0.0	0.0	0.0	18.7	18.7
WHITE MALAGA	0.0	0.0	0.0	0.0	0.0	0.0	0.0	0.0	0.0	0.0	0.0	0.0	20.1	20.4	0.0	0.0	0.0	20.2	18.7
PACKINGHOUSE CULLS	0.0	0.0	0.0	0.0	0.0	0.0	0.0	0.0	0.0	0.0	0.0	0.0	20.8	0.0	0.0	0.0	0.0	20.8	20.0
OTHER TABLE 1/	0.0	0.0	0.0	0.0	0.0	0.0	0.0	0.0	0.0	0.0	0.0	22.2	21.6	22.2	0.0	20.6	0.0	21.7	21.3
TOTAL TABLE	0.0	22.2	0.0	32.0	0.0	0.0	0.0	28.8	0.0	0.0	18.2	22.1	21.5	21.2	23.6	22.2	17.0	20.9	19.6
WINE GRAPES (WHITE):																			
BURGER	17.9	0.0	18.7	0.0	0.0	0.0	0.0	0.0	0.0	16.2	15.0	15.9	14.8	20.5	0.0	0.0	0.0	15.6	15.3
CHARDONNAY	23.0	23.7	23.3	23.2	23.6	23.5	23.5	23.9	22.8	23.1	23.2	23.0	23.0	21.8	23.5	23.3	23.3	23.3	23.1
CHASSELAS DORE	0.0	0.0	0.0	0.0	0.0	0.0	0.0	0.0	0.0	0.0	0.0	0.0	0.0	0.0	0.0	0.0	0.0	0.0	22.4
CHENIN BLANC	22.4	21.5	21.9	22.5	22.4	22.2	22.0	22.3	21.1	23.7	20.8	20.5	19.9	19.1	23.0	22.0	21.0	20.2	19.5
CORTESE	0.0	0.0	0.0	0.0	0.0	0.0	0.0	0.0	0.0	0.0	0.0	0.0	0.0	0.0	0.0	22.1	22.0	22.1	22.0
EMERALD RIESLING	0.0	0.0	0.0	0.0	0.0	0.0	0.0	0.0	0.0	0.0	0.0	0.0	22.7	22.3	0.0	0.0	0.0	22.3	21.1
FEHER SZAGOS	0.0	0.0	0.0	0.0	0.0	0.0	0.0	0.0	0.0	0.0	0.0	0.0	21.2	0.0	0.0	0.0	0.0	21.2	20.6
FLORA	23.7	0.0	0.0	21.5	0.0	0.0	0.0	23.8	22.5	0.0	0.0	0.0	0.0	0.0	0.0	0.0	0.0	22.9	24.4
FOLLE BLANCHE	0.0	0.0	18.2	0.0	0.0	0.0	0.0	0.0	0.0	0.0	0.0	0.0	0.0	0.0	0.0	0.0	0.0	18.2	23.0
FRENCH COLOMBARD	21.0	0.0	20.5	22.3	22.0	21.0	22.1	0.0	19.9	21.7	21.6	21.3	20.9	20.5	0.0	0.0	19.9	20.9	20.5
GEWURZTRAMINER	22.8	24.0	22.9	23.3	0.0	23.4	22.5	24.0	22.8	23.1	0.0	0.0	0.0	0.0	0.0	21.0	0.0	23.0	22.9
GRAY RIESLING	22.8	0.0	22.3	19.2	22.8	19.4	0.0	21.5	0.0	0.0	23.3	0.0	0.0	0.0	0.0	0.0	0.0	21.1	21.7
GRECO	0.0	0.0	0.0	0.0	0.0	0.0	23.0	0.0	0.0	0.0	0.0	0.0	0.0	0.0	0.0	0.0	0.0	23.0	0.0
GREEN HUNGARIAN	19.6	0.0	0.0	0.0	0.0	0.0	0.0	0.0	0.0	0.0	0.0	21.0	0.0	20.0	0.0	0.0	0.0	20.5	17.3
INZOLIA	0.0	0.0	0.0	0.0	0.0	0.0	23.4	0.0	0.0	0.0	0.0	0.0	0.0	0.0	0.0	0.0	18.8	22.6	21.2
KLEINBERGER	0.0	0.0	21.2	0.0	0.0	0.0	0.0	0.0	0.0	0.0	0.0	0.0	0.0	0.0	0.0	0.0	0.0	21.2	22.0
MALVASIA BIANCA	0.0	0.0	0.0	23.8	0.0	20.0	23.0	0.0	0.0	0.0	18.9	19.1	23.4	22.3	0.0	0.0	0.0	20.0	19.2
MARSANNE	21.6	0.0	23.5	22.5	0.0	21.5	23.7	21.0	0.0	24.4	0.0	0.0	0.0	0.0	0.0	22.5	0.0	22.6	22.8
MELON	0.0	0.0	22.5	0.0	0.0	0.0	0.0	23.0	0.0	0.0	0.0	0.0	0.0	0.0	0.0	0.0	0.0	22.6	21.2
MONTONICO	0.0	0.0	0.0	0.0	0.0	22.0	0.0	0.0	0.0	0.0	0.0	0.0	0.0	0.0	0.0	0.0	0.0	22.0	0.0
MUSCAT BLANC/M CANELLI	21.6	22.5	25.4	24.0	22.8	22.2	21.5	22.4	21.9	23.8	21.1	22.0	22.2	20.9	22.7	23.3	0.0	22.2	21.2
MUSCAT OF ALEXANDRIA	0.0	0.0	28.0	0.0	0.0	24.0	0.0	0.0	0.0	22.5	0.0	21.1	22.4	22.7	0.0	22.2	0.0	22.5	21.9
MUSCAT ORANGE	0.0	0.0	21.5	0.0	0.0	23.0	22.6	22.4	24.5	0.0	22.8	22.8	0.0	0.0	0.0	22.8	0.0	23.1	22.3
PALOMINO/G CHASSELAS	0.0	0.0	20.2	0.0	0.0	22.4	0.0	0.0	0.0	0.0	20.2	21.7	20.1	20.3	23.4	23.7	0.0	20.2	19.8
PEDRO XIMENES	0.0	0.0	0.0	0.0	0.0	0.0	0.0	0.0	0.0	0.0	0.0	0.0	0.0	0.0	22.6	0.0	0.0	22.6	23.3
PEVERELLA	0.0	0.0	0.0	0.0	0.0	0.0	0.0	0.0	0.0	0.0	0.0	0.0	0.0	0.0	0.0	0.0	21.8	21.8	0.0
PINOT BLANC	23.0	0.0	21.1	20.1	0.0	21.3	22.8	20.6	0.0	0.0	0.0	0.0	0.0	0.0	0.0	19.9	0.0	21.9	21.8
PINOT GRIS	23.9	0.0	22.6	22.2	0.0	23.8	22.9	22.5	0.0	23.4	0.0	0.0	21.0	0.0	0.0	21.0	0.0	22.5	

**TABLE 3: WEIGHTED AVERAGE DEGREES BRIX FOR ALL GRAPES CRUSHED BY CALIFORNIA PROCESSORS
FROM THE 1996 CROP BY TYPE, VARIETY, AND REPORTING DISTRICT WHERE GROWN, WITH COMPARISONS**

Type and Variety	1	2	3	4	5	6	7	8	9	10	11	12	13	14	15	16	17	1996 State Total	1995 State Total
	----- DEGREES BRIX -----																		
WINE GRAPES (RED):																			
AGLIANICO	0.0	0.0	0.0	0.0	0.0	0.0	0.0	0.0	0.0	19.7	0.0	0.0	0.0	0.0	0.0	0.0	0.0	19.7	0.0
ALEATICO	0.0	0.0	23.6	0.0	0.0	0.0	0.0	23.9	0.0	26.5	0.0	0.0	23.9	0.0	26.0	0.0	24.2	24.2	22.8
ALICANTE BOUSCHET	21.0	0.0	23.0	0.0	22.0	22.4	23.2	0.0	0.0	24.0	21.2	25.0	21.5	17.6	21.4	21.0	0.0	19.4	20.9
ALVARELHAO	0.0	0.0	0.0	0.0	0.0	0.0	0.0	0.0	0.0	23.9	23.3	0.0	0.0	0.0	0.0	0.0	0.0	23.4	23.0
AMERICA	0.0	0.0	0.0	0.0	0.0	0.0	0.0	0.0	0.0	0.0	0.0	0.0	0.0	0.0	0.0	0.0	0.0	0.0	24.1
BARBERA	24.4	0.0	24.4	24.6	0.0	0.0	24.6	23.2	20.4	24.6	23.9	23.6	23.0	22.8	0.0	23.4	24.8	23.1	22.6
BLACK MALVOISIE	24.0	0.0	0.0	0.0	0.0	0.0	0.0	0.0	0.0	0.0	0.0	0.0	0.0	0.0	23.5	0.0	0.0	23.5	22.5
BRUNELLO	0.0	0.0	0.0	0.0	0.0	0.0	0.0	0.0	0.0	0.0	0.0	0.0	0.0	0.0	0.0	0.0	0.0	0.0	23.2
CABERNET FRANC	24.0	23.9	24.1	23.9	24.0	23.8	23.2	23.8	22.7	23.9	23.0	23.3	0.0	0.0	24.0	24.1	0.0	23.7	23.4
CABERNET SAUVIGNON	23.8	23.5	23.9	23.7	23.3	24.0	23.8	23.8	22.9	23.8	23.2	23.6	21.9	22.7	24.0	22.8	23.2	23.5	23.5
CARIGNANE	22.8	0.0	23.6	23.9	22.9	23.4	23.5	24.0	0.0	23.8	22.7	22.8	22.5	22.4	22.9	24.0	0.0	22.6	22.6
CARMINE	0.0	0.0	23.4	0.0	21.8	0.0	0.0	0.0	0.0	0.0	0.0	0.0	23.1	0.0	0.0	21.1	0.0	23.1	22.8
CARNELIAN	0.0	0.0	0.0	0.0	0.0	0.0	0.0	0.0	0.0	0.0	0.0	24.4	23.3	23.3	0.0	0.0	0.0	23.3	23.9
CENTURIAN	0.0	0.0	25.6	0.0	0.0	0.0	0.0	0.0	0.0	0.0	0.0	0.0	23.7	0.0	0.0	0.0	0.0	23.7	24.3
CHARBONO	21.1	0.0	25.0	21.4	0.0	23.0	0.0	0.0	0.0	21.5	0.0	0.0	0.0	0.0	0.0	0.0	0.0	21.4	22.0
CINSAULT	20.0	0.0	23.7	0.0	0.0	24.4	21.0	24.1	0.0	23.0	22.2	0.0	0.0	0.0	24.1	24.8	0.0	23.5	23.0
DOLCETTO	24.8	0.0	22.4	23.4	19.1	0.0	23.2	21.7	0.0	21.7	0.0	0.0	0.0	0.0	0.0	21.0	22.1	22.3	21.3
EARLY BURGUNDY	24.0	0.0	23.4	22.9	23.3	0.0	0.0	0.0	0.0	0.0	23.4	0.0	0.0	0.0	0.0	0.0	0.0	23.4	23.2
FREISA	0.0	0.0	0.0	0.0	0.0	21.8	21.2	0.0	0.0	0.0	0.0	0.0	0.0	0.0	0.0	0.0	23.8	21.5	0.0
GAMAY (NAPA)	21.3	21.0	22.0	21.6	21.8	0.0	20.0	22.4	0.0	0.0	21.1	0.0	21.3	19.7	0.0	23.0	21.6	21.0	21.2
GAMAY BEAUJOLAIS	22.2	0.0	22.8	22.0	21.2	0.0	23.4	24.2	0.0	0.0	0.0	0.0	0.0	0.0	0.0	23.5	0.0	23.3	22.6
GRENACHE	23.3	0.0	23.6	23.6	0.0	22.6	22.0	24.6	19.4	24.3	22.7	20.6	20.4	21.0	23.3	24.4	0.0	20.6	20.4
GRIGNOLINO	0.0	0.0	0.0	23.0	0.0	24.0	0.0	0.0	0.0	0.0	0.0	0.0	0.0	0.0	0.0	0.0	0.0	23.2	23.3
LAMBRUSCO	0.0	0.0	0.0	0.0	0.0	0.0	0.0	0.0	0.0	0.0	0.0	0.0	22.5	0.0	0.0	0.0	22.1	22.5	21.7
MALBEC	23.6	21.8	23.2	22.4	23.5	0.0	22.8	21.5	23.2	24.0	20.5	0.0	0.0	0.0	0.0	0.0	0.0	22.7	23.3
MATARO/MOUVEDRE	23.5	0.0	23.9	22.8	0.0	23.9	23.1	23.4	19.5	22.3	24.8	0.0	0.0	0.0	24.0	24.0	24.3	23.7	23.4
MERLOT	23.8	23.6	23.7	23.6	23.6	23.6	23.5	23.5	23.1	23.3	23.1	23.1	22.2	22.2	24.0	23.8	23.2	23.2	23.3
MEUNIER	22.7	0.0	20.2	19.6	0.0	0.0	0.0	0.0	0.0	0.0	0.0	0.0	0.0	0.0	0.0	0.0	0.0	20.0	19.7
MISSION	0.0	0.0	24.7	23.0	0.0	23.6	0.0	0.0	0.0	26.3	26.5	24.1	23.3	0.0	24.6	25.0	0.0	23.8	23.8
MONTANACCIO	0.0	0.0	0.0	0.0	0.0	0.0	0.0	0.0	0.0	0.0	0.0	0.0	0.0	0.0	0.0	0.0	0.0	0.0	22.3
MUSCAT HAMBURG	0.0	0.0	21.0	0.0	0.0	0.0	25.0	0.0	0.0	23.0	0.0	26.8	23.6	0.0	0.0	0.0	0.0	25.7	23.9
NEBBIOLO	25.3	0.0	23.0	24.3	0.0	24.2	23.9	23.5	23.5	22.1	0.0	0.0	0.0	0.0	0.0	24.6	22.8	23.6	23.5
PETIT VERDOT	24.3	0.0	23.1	23.1	0.0	24.3	23.2	24.9	0.0	22.9	0.0	0.0	0.0	0.0	0.0	0.0	0.0	23.5	23.3
PETITE SIRAH	23.5	23.1	23.6	23.6	23.2	24.0	23.8	23.4	23.1	24.1	22.5	22.6	22.0	24.4	0.0	23.8	24.3	23.4	23.0
PFEFFER CABERNET	0.0	0.0	0.0	0.0	0.0	0.0	22.7	0.0	0.0	0.0	0.0	0.0	0.0	0.0	0.0	0.0	0.0	22.7	23.7
PINOT NOIR	22.5	0.0	22.0	22.0	23.1	23.8	24.0	23.8	22.9	22.8	0.0	22.1	23.0	0.0	0.0	0.0	0.0	22.7	22.3
PINOT ST GEORGE	0.0	0.0	23.6	0.0	0.0	0.0	23.2	0.0	0.0	0.0	0.0	0.0	0.0	0.0	0.0	0.0	0.0	23.4	23.9
REFOSCO/MONDEUSE	0.0	0.0	0.0	24.0	0.0	19.5	21.9	21.1	0.0	24.7	0.0	0.0	0.0	0.0	0.0	0.0	0.0	22.7	22.4
ROYALTY	0.0	0.0	0.0	0.0	0.0	0.0	0.0	0.0	0.0	0.0	0.0	23.3	22.2	21.7	0.0	0.0	0.0	22.0	22.3
RUBIRED	0.0	0.0	0.0	23.8	0.0	24.2	0.0	0.0	0.0	0.0	23.5	23.2	22.7	22.9	0.0	23.5	21.2	22.8	21.8
RUBY CABERNET	0.0	0.0	23.5	23.6	0.0	22.6	0.0	0.0	0.0	23.0	23.5	22.5	23.1	22.5	0.0	0.0	0.0	22.8	23.0
SALVADOR	0.0	0.0	0.0	0.0	0.0	22.5	0.0	0.0	0.0	0.0	20.9	0.0	22.0	22.6	0.0	20.0	0.0	22.5	22.2
SANGIOVETO/SANGIOVESE	24.5	23.2	24.1	24.2	23.0	23.0	24.1	23.9	24.2	24.3	22.8	22.7	19.9	0.0	0.0	23.5	23.7	23.4	23.8
SOUZAO	23.2	0.0	0.0	0.0	0.0	0.0	22.3	0.0	0.0	22.2	22.4	0.0	22.0	0.0	0.0	0.0	0.0	22.3	21.9
ST MACAIRE	0.0	0.0	0.0	0.0	0.0	0.0	0.0	0.0	0.0	0.0	0.0	0.0	0.0	0.0	0.0	0.0	0.0	0.0	22.6
SYRAH/FRENCH SYRAH-SHIRAZ	23.9	23.9	24.0	23.7	24.0	23.1	24.2	24.0	24.1	24.0	23.2	23.1	20.5	24.3	0.0	23.2	22.9	23.7	23.5
TANNAT	0.0	0.0	24.2	0.0	0.0	0.0	0.0	0.0	0.0	0.0	0.0	0.0	0.0	0.0	0.0	23.6	0.0	23.7	24.6
TEMPRANILLO	0.0	0.0	22.8	0.0	0.0	0.0	0.0	0.0	24.3	24.1	0.0	22.4	23.1	22.4	0.0	0.0	0.0	23.0	0.0
TEROLDEGO	0.0	0.0	0.0	0.0	0.0	21.9	22.6	0.0	0.0	0.0	0.0	0.0	0.0	0.0	0.0	0.0	0.0	22.3	0.0
TINTA CAO	0.0	0.0	0.0	0.0	0.0	0.0	0.0	0.0	21.8	24.2	22.2	0.0	20.0	0.0	0.0	0.0	0.0	21.9	22.0
TINTA MADEIRA	0.0	0.0	0.0	0.0	0.0	0.0	0.0	0.0	0.0	0.0	23.0	0.0	24.0	0.0	0.0	0.0	0.0	23.8	23.0
TOURIGA	24.6	0.0	0.0	0.0	0.0	0.0	0.0	0.0	0.0	26.7	23.7	0.0	23.0	0.0	0.0	0.0	22.3	23.4	22.3
VALDEPENAS	0.0	0.0	0.0	0.0	0.0	0.0	0.0	0.0	0.0	0.0	23.7	23.2	0.0	21.8	0.0	0.0	0.0	22.8	22.1
ZINFANDEL	21.6	20.6	22.6	21.4	20.4	24.2	21.1	20.9	18.8	22.2	20.4	18.9	17.7	18.7	24.2	22.1	19.9	19.7	18.6
OTHER RED 1/	22.6	0.0	23.9	23.2	0.0	23.3	23.5	21.7	24.7	23.7	23.4	22.7	21.2	20.7	25.0	22.8	24.1	21.2	22.3
TOTAL RED	22.7	22.5	23.2	23.2	22.5	23.8	23.2	23.1	19.7	22.7	21.7	21.3	21.5	21.5	24.0	23.1	22.4	21.9	21.3
TOTAL WINE	22.7	22.7	23.1	23.1	22.9	23.5	23.1	23.4	20.2	22.8	21.7	21.3	21.2	20.9	23.8	23.0	22.6	21.7	21.2
TOTAL ALL VARIETIES	22.7	22.7	23.1	23.1	22.9	23.5	23.1	23.4	20.2	22.8	21.4	21.3	21.2	21.2	23.7	22.8	22.5	21.6	21.0

1/ Other categories include minor varieties as well as mixed varieties.

**TABLE 4: TONS OF GRAPES PURCHASED FOR WINE, CONCENTRATE, JUICE, VINEGAR, AND BEVERAGE BRANDY
BY CALIFORNIA PROCESSORS FROM THE 1996 CROP BY TYPE, VARIETY, AND REPORTING DISTRICT WHERE GROWN, WITH COMPARISONS**

Type and Variety	1	2	3	4	5	6	7	8	9	10
	----- TONS -----									
RAISIN GRAPES:										
BLACK CORINTH (ZANTES)	0.0	0.0	0.0	0.0	0.0	0.0	0.0	0.0	0.0	0.0
FIESTA	0.0	0.0	0.0	0.0	0.0	0.0	0.0	0.0	0.0	0.0
SULTANAS	0.0	0.0	0.0	0.0	0.0	0.0	0.0	0.0	0.0	0.0
THOMPSON SEEDLESS	0.0	0.0	0.0	0.0	0.0	0.0	0.0	0.0	9.2	0.0
TOTAL RAISIN	0.0	0.0	0.0	0.0	0.0	0.0	0.0	0.0	9.2	0.0
TABLE GRAPES:										
AMERICAN ROSE	0.0	0.0	0.0	0.0	0.0	0.0	0.0	0.0	0.0	0.0
AUTUMN SEEDLESS	0.0	0.0	0.0	0.0	0.0	0.0	0.0	0.0	0.0	0.0
BLACK MONUKKA	0.0	0.0	0.0	0.0	0.0	0.0	0.0	0.0	0.0	0.0
BLACK PRINCE/ROSE OF PERU	0.0	0.0	0.0	0.0	0.0	0.0	0.0	0.0	0.0	0.0
BLACK SEEDLESS	0.0	0.0	0.0	0.0	0.0	0.0	0.0	0.0	0.0	0.0
CALMERIA	0.0	0.0	0.0	0.0	0.0	0.0	0.0	0.0	0.0	0.0
CARDINAL	0.0	0.0	0.0	0.0	0.0	0.0	0.0	0.0	0.0	0.0
CHRISTMAS ROSE	0.0	0.0	0.0	0.0	0.0	0.0	0.0	0.0	0.0	0.0
CONCORD	0.0	0.0	0.0	0.0	0.0	0.0	0.0	0.0	0.0	0.0
CRIMSON	0.0	0.0	0.0	0.0	0.0	0.0	0.0	0.0	0.0	0.0
EMPERATRIZ	0.0	0.0	0.0	0.0	0.0	0.0	0.0	0.0	0.0	0.0
EMPEROR	0.0	0.0	0.0	0.0	0.0	0.0	0.0	0.0	0.0	0.0
EXOTIC	0.0	0.0	0.0	0.0	0.0	0.0	0.0	0.0	0.0	0.0
FANTASY	0.0	0.0	0.0	0.0	0.0	0.0	0.0	0.0	0.0	0.0
FLAME SEEDLESS	0.0	4.9	0.0	0.0	0.0	0.0	0.0	0.0	0.0	0.0
FLAME TOKAY	0.0	0.0	0.0	0.0	0.0	0.0	0.0	0.0	0.0	0.0
GOLDEN MUSCAT	0.0	0.0	0.0	0.0	0.0	0.0	0.0	0.0	0.0	0.0
ITALIA	0.0	0.0	0.0	0.0	0.0	0.0	0.0	0.0	0.0	0.0
PERLETTE	0.0	0.0	0.0	0.0	0.0	0.0	0.0	0.0	0.0	0.0
QUEEN	0.0	0.0	0.0	0.0	0.0	0.0	0.0	0.0	0.0	0.0
RED GLOBE/ROSE-ITO	0.0	0.0	0.0	0.0	0.0	0.0	0.0	0.0	0.0	0.0
RED MALAGA	0.0	0.0	0.0	0.0	0.0	0.0	0.0	0.0	0.0	0.0
RED SEEDLESS	0.0	0.0	0.0	0.0	0.0	0.0	0.0	0.0	0.0	0.0
RIBIER	0.0	0.0	0.0	0.0	0.0	0.0	0.0	0.0	0.0	0.0
RUBY SEEDLESS/KING RUBY	0.0	0.0	0.0	0.0	0.0	0.0	0.0	0.0	0.0	0.0
SUPERIOR SEEDLESS	0.0	0.0	0.0	0.0	0.0	0.0	0.0	0.0	0.0	0.0
WHITE MALAGA	0.0	0.0	0.0	0.0	0.0	0.0	0.0	0.0	0.0	0.0
OTHER TABLE 1/	0.0	0.0	0.0	0.0	0.0	0.0	0.0	0.0	0.0	0.0
TOTAL TABLE	0.0	4.9	0.0	0.0	0.0	0.0	0.0	0.0	0.0	0.0
WINE GRAPES (WHITE):										
BURGER	6.7	0.0	27.8	0.0	0.0	0.0	0.0	0.0	0.0	0.0
CHARDONNAY	13,645.1	914.5	33,277.8	15,146.6	3,001.8	2,975.9	27,654.6	19,024.2	1,797.1	835.4
CHASSELAS DORE	0.0	0.0	0.0	0.0	0.0	0.0	0.0	0.0	0.0	0.0
CHENIN BLANC	1,241.0	79.8	1,042.5	784.0	175.4	18.2	3,975.2	1,141.5	561.2	12.7
EMERALD RIESLING	0.0	0.0	0.0	0.0	0.0	0.0	0.0	0.0	0.0	0.0
FEHER SZAGOS	0.0	0.0	0.0	0.0	0.0	0.0	0.0	0.0	0.0	0.0
FLORA	3.9	0.0	0.0	28.3	0.0	0.0	0.0	0.0	4.7	0.0
FRENCH COLOMBARD	1,066.4	0.0	1,845.4	13.9	202.8	0.0	733.9	0.0	1,879.4	66.7
GEWURZTRAMINER	871.9	0.0	1,040.9	39.9	0.0	28.7	2,347.9	275.6	0.0	4.7
GRAY RIESLING	64.5	0.0	52.5	0.0	7.7	21.7	0.0	15.7	0.0	0.0
GRECO	0.0	0.0	0.0	0.0	0.0	0.0	1.4	0.0	0.0	0.0
GREEN HUNGARIAN	5.5	0.0	0.0	0.0	0.0	0.0	0.0	0.0	0.0	0.0
INZOLIA	0.0	0.0	0.0	0.0	0.0	0.0	1.4	0.0	0.0	0.0
KLEINBERGER	0.0	0.0	6.6	0.0	0.0	0.0	0.0	0.0	0.0	0.0
MALVASIA BIANCA	0.0	0.0	0.0	0.2	0.0	0.0	239.0	0.0	0.0	0.0
MARSANNE	5.7	0.0	15.1	0.4	0.0	21.0	46.5	9.4	0.0	0.2
MELON	0.0	0.0	17.4	0.0	0.0	0.0	0.0	0.0	0.0	0.0
MUSCAT BLANC/M CANELLI	74.4	153.7	96.1	40.8	3.6	9.6	402.6	575.3	5.1	47.7
MUSCAT OF ALEXANDRIA	0.0	0.0	0.0	0.0	0.0	2.6	0.0	0.0	0.0	1.9
MUSCAT ORANGE	0.0	0.0	0.2	0.0	0.0	0.0	27.8	40.7	8.5	46.0
PALOMINO/G CHASSELAS	0.0	0.0	18.5	0.0	0.0	76.6	0.0	0.0	0.0	0.0
PEDRO XIMENES	0.0	0.0	0.0	0.0	0.0	0.0	0.0	0.0	0.0	0.0
PINOT BLANC	106.2	0.0	396.3	247.8	0.0	23.3	1,493.7	457.4	0.0	0.0
PINOT GRIS	18.2	0.0	14.5	79.7	0.0	3.7	100.9	51.8	0.0	5.0
PRIMOTIVO DIEGO	0.0	0.0	5.2	0.0	0.0	0.3	0.0	0.0	0.0	0.0
ROUSANNE	0.0	0.0	6.0	0.0	0.0	0.2	10.0	25.1	0.0	0.2
SAUVIGNON BLANC	2,875.8	3,445.5	3,759.3	4,367.4	905.5	31.9	2,039.2	2,646.1	109.2	487.7
SAUVIGNON MUSQUE	0.0	0.0	26.5	76.9	0.0	0.0	0.0	0.0	0.0	0.0
SAUVIGNON VERT	0.0	0.0	18.4	1.0	0.0	0.0	0.0	0.0	0.0	0.0
SEMILLON	77.7	39.0	377.5	548.5	0.0	21.6	24.3	480.1	0.0	14.5
ST. EMILION (UGNI BLANC)	0.0	0.0	30.3	0.0	0.0	0.0	0.0	0.0	0.0	0.0
SYLVANER	0.0	0.0	0.0	4.8	0.0	3.6	0.0	35.9	0.0	0.0
SYMPHONY	0.0	0.0	280.9	0.0	331.7	0.0	0.0	0.0	295.4	0.0
VIOGNIER	30.3	7.9	129.1	29.8	0.0	12.0	135.1	44.1	0.2	19.4
WHITE RIESLING	487.8	249.0	471.3	352.3	0.0	3.5	7,145.2	921.7	1.5	26.9
OTHER WHITE 1/	95.9	0.0	115.3	1.7	0.0	23.4	85.0	1.4	0.0	0.0
TOTAL WHITE	20,677.0	4,889.4	43,071.4	21,764.0	4,628.5	3,277.8	46,463.7	25,746.0	4,662.3	1,569.0

**TABLE 4: TONS OF GRAPES PURCHASED FOR WINE, CONCENTRATE, JUICE, VINEGAR, AND BEVERAGE BRANDY
BY CALIFORNIA PROCESSORS FROM THE 1996 CROP BY TYPE, VARIETY, AND REPORTING DISTRICT WHERE GROWN, WITH COMPARISONS**

Type and Variety	1	2	3	4	5	6	7	8	9	10
	----- TONS -----									
WINE GRAPES (RED):										
AGLIANICO	0.0	0.0	0.0	0.0	0.0	0.0	0.0	0.0	0.0	6.0
ALEATICO	0.0	0.0	7.0	0.0	0.0	0.0	0.0	1.7	0.0	0.0
ALICANTE BOUSCHET	0.6	0.0	151.0	0.0	0.8	3.2	0.0	0.0	0.0	0.8
ALVARELHAO	0.0	0.0	0.0	0.0	0.0	0.0	0.0	0.0	0.0	0.9
AMERICA	0.0	0.0	0.0	0.0	0.0	0.0	0.0	0.0	0.0	0.0
BARBERA	59.5	0.0	49.5	1.4	0.0	0.0	26.1	26.2	0.0	205.9
BLACK MALVOISIE	0.5	0.0	0.0	0.0	0.0	0.0	0.0	0.0	0.0	0.0
BRUNELLO	0.0	0.0	0.0	0.0	0.0	0.0	0.0	0.0	0.0	0.0
CABERNET FRANC	213.4	174.1	1,148.5	1,563.3	0.0	39.3	631.9	376.4	2.9	83.2
CABERNET SAUVIGNON	3,984.5	2,189.7	12,943.9	21,071.9	993.1	471.4	11,754.3	11,721.9	1,748.9	773.5
CARIGNANE	4,561.8	0.0	613.4	44.3	148.9	483.3	8.5	0.6	0.0	4.3
CARMINE	0.0	0.0	0.0	0.0	0.0	0.0	0.0	0.0	0.0	0.0
CARNELIAN	0.0	0.0	0.0	0.0	0.0	0.0	0.0	0.0	0.0	0.0
CENTURIAN	0.0	0.0	9.9	0.0	0.0	0.0	0.0	0.0	0.0	0.0
CHARBONO	70.1	0.0	0.6	168.6	0.0	0.0	0.0	0.0	0.0	10.3
CINSAULT	0.0	0.0	6.6	0.0	0.0	6.6	0.0	0.0	0.0	4.4
DOLCETTO	15.0	0.0	0.6	7.6	0.3	0.0	24.6	34.7	0.0	6.0
EARLY BURGUNDY	12.0	0.0	6.2	11.7	11.3	0.0	0.0	0.0	0.0	0.0
FREISA	0.0	0.0	0.0	0.0	0.0	11.4	15.6	0.0	0.0	0.0
GAMAY (NAPA)	252.8	130.7	361.8	872.9	650.6	0.0	1,826.8	648.6	0.0	0.0
GAMAY BEAUJOLAIS	34.7	0.0	20.1	1.2	0.0	0.0	288.8	66.1	0.0	0.0
GRENACHE	139.5	0.0	95.7	14.6	0.0	68.2	580.1	36.1	3,955.0	43.7
LAMBRUSCO	0.0	0.0	0.0	0.0	0.0	0.0	0.0	0.0	0.0	0.0
MALBEC	5.4	0.0	54.6	109.6	5.1	0.0	6.0	4.5	0.0	0.7
MATARO/MOUVEDRE	11.8	0.0	39.0	34.8	0.0	505.8	0.0	47.4	0.7	47.2
MERLOT	2,389.1	736.1	9,830.3	8,608.1	927.9	1,276.1	4,267.1	2,981.4	1,663.0	286.8
MEUNIER	12.3	0.0	210.1	207.2	0.0	0.0	0.0	0.0	0.0	0.0
MISSION	0.0	0.0	0.0	0.0	0.0	0.8	0.0	0.0	0.0	25.9
MUSCAT HAMBURG	0.0	0.0	1.9	0.0	0.0	0.0	12.4	0.0	0.0	7.1
NEBBIOLO	12.4	0.0	9.5	0.9	0.0	5.4	43.4	48.3	1.3	19.2
PETIT VERDOT	17.2	0.0	64.3	96.1	0.0	5.5	0.5	42.2	0.0	0.3
PETITE SIRAH	930.3	9.0	305.4	442.3	51.3	35.0	1,254.3	289.8	76.3	27.5
PFEFFER CABERNET	0.0	0.0	0.0	0.0	0.0	0.0	5.5	0.0	0.0	0.0
PINOT NOIR	1,763.7	0.0	7,988.2	5,347.0	128.2	171.3	6,237.2	2,083.5	10.7	17.5
PINOT ST GEORGE	0.0	0.0	20.4	0.0	0.0	0.0	6.0	0.0	0.0	0.0
REFOSCO/MONDEUSE	0.0	0.0	0.0	0.5	0.0	0.5	68.3	5.5	0.0	0.0
ROYALTY	0.0	0.0	0.0	0.0	0.0	0.0	0.0	0.0	0.0	0.0
RUBIRED	0.0	0.0	0.0	0.0	0.0	1.2	0.0	0.0	0.0	0.0
RUBY CABERNET	0.0	0.0	0.0	0.0	0.0	0.0	0.0	0.0	0.0	0.0
SALVADOR	0.0	0.0	0.0	0.0	0.0	0.0	0.0	0.0	0.0	0.0
SANGIOVETO/SANGIOVESE	138.9	0.0	341.3	426.1	13.3	68.0	156.6	61.3	12.4	135.4
SOUZAO	0.0	0.0	0.0	0.0	0.0	0.0	14.9	0.0	0.0	0.4
ST MACAIRE	0.0	0.0	0.0	0.0	0.0	0.0	0.0	0.0	0.0	0.0
SYRAH/FRENCH SYRAH-SHIRAZ	315.7	44.7	538.1	167.5	2.9	52.6	307.8	623.3	79.9	122.8
TANNAT	0.0	0.0	0.3	0.0	0.0	0.0	0.0	0.0	0.0	0.0
TEMPRANILLO	0.0	0.0	18.2	0.0	0.0	0.0	0.0	0.0	0.0	2.9
TEROLDEGO	0.0	0.0	0.0	0.0	0.0	3.1	5.2	0.0	0.0	0.0
TINTA CAO	0.0	0.0	0.0	0.0	0.0	0.0	0.0	0.0	0.0	12.8
TINTA MADEIRA	0.0	0.0	0.0	0.0	0.0	0.0	0.0	0.0	0.0	0.0
TOURIGA	0.0	0.0	0.0	0.0	0.0	0.0	0.0	0.0	0.0	2.9
VALDEPENAS	0.0	0.0	0.0	0.0	0.0	0.0	0.0	0.0	0.0	0.0
ZINFANDEL	8,393.7	1,123.5	11,536.0	6,619.5	640.2	925.7	2,434.2	6,015.5	12,097.6	6,313.1
OTHER RED 1/	11.2	0.0	230.8	5.2	0.0	32.7	22.6	19.6	24.3	35.6
TOTAL RED	23,346.1	4,407.8	46,603.2	45,822.3	3,573.9	4,167.1	29,998.7	25,134.6	19,673.0	8,197.1
TOTAL WINE	44,023.1	9,297.2	89,674.6	67,586.3	8,202.4	7,444.9	76,462.4	50,880.6	24,335.3	9,766.1
TOTAL ALL VARIETIES	44,023.1	9,302.1	89,674.6	67,586.3	8,202.4	7,444.9	76,462.4	50,880.6	24,344.5	9,766.1

TABLE 4: TONS OF GRAPES PURCHASED FOR WINE, CONCENTRATE, JUICE, VINEGAR, AND BEVERAGE BRANDY BY CALIFORNIA PROCESSORS FROM THE 1996 CROP BY TYPE, VARIETY, AND REPORTING DISTRICT WHERE GROWN, WITH COMPARISONS

Type and Variety	11	12	13	14	15	16	17	1996 State Total	1995 State Total
----- TONS -----									
RAISIN GRAPES:									
BLACK CORINTH (ZANTES)	0.0	0.0	1,128.1	24.9	0.0	0.0	0.0	1,153.0	6,770.6
FIESTA	0.0	0.0	5,587.9	0.0	0.0	0.0	0.0	5,587.9	899.8
SULTANAS	0.0	0.0	308.7	0.0	0.0	0.0	0.0	308.7	272.0
THOMPSON SEEDLESS	40.1	7,547.8	467,269.0	60,650.0	0.0	550.4	0.0	536,066.5	345,442.3
TOTAL RAISIN	40.1	7,547.8	474,293.7	60,674.9	0.0	550.4	0.0	543,116.1	353,384.7
TABLE GRAPES:									
AMERICAN ROSE	0.0	0.0	0.0	0.0	0.0	0.0	0.0	0.0	25.2
AUTUMN SEEDLESS	0.0	0.0	0.0	813.8	0.0	0.0	0.0	813.8	0.0
BLACK MONUKKA	0.0	0.0	232.3	0.0	0.0	0.0	0.0	232.3	156.2
BLACK PRINCE/ROSE OF PERU	0.0	0.0	0.0	0.0	0.0	0.0	0.0	0.0	7.7
BLACK SEEDLESS	0.0	0.0	343.0	46.2	0.0	0.0	0.0	389.2	124.6
CALMERIA	0.0	0.0	151.3	122.3	0.0	0.0	0.0	273.6	234.2
CARDINAL	0.0	0.0	0.0	0.0	0.0	0.0	0.0	0.0	259.7
CHRISTMAS ROSE	0.0	0.0	31.2	172.1	0.0	0.0	0.0	203.3	250.3
CONCORD	0.0	0.0	0.0	0.0	0.0	0.0	0.0	0.0	330.6
CRIMSON	0.0	0.0	5.7	57.0	0.0	0.0	0.0	62.7	4.6
EMPERATRIZ	0.0	0.0	0.0	161.1	0.0	0.0	0.0	161.1	459.5
EMPEROR	0.0	0.0	16.2	231.4	0.0	0.0	0.0	247.6	1,100.7
EXOTIC	0.0	0.0	0.0	136.1	36.6	77.7	0.0	250.4	1,330.3
FANTASY	0.0	0.0	21.3	0.0	0.0	12.5	0.0	33.8	56.3
FLAME SEEDLESS	0.0	0.0	2,904.4	7,565.9	2,079.3	2,210.4	0.0	14,764.9	7,776.3
FLAME TOKAY	18,890.1	0.0	0.0	0.0	0.0	0.0	65.7	18,955.8	42,150.3
GOLDEN MUSCAT	0.0	0.0	0.0	0.0	0.0	0.0	0.0	0.0	448.0
ITALIA	0.0	0.0	17.0	12.0	0.0	0.0	0.0	29.0	218.1
PERLETTE	0.0	0.0	42.6	57.8	0.0	661.7	0.0	762.1	196.1
QUEEN	0.0	0.0	0.0	292.2	0.0	0.0	0.0	292.2	177.3
RED GLOBE/ROSE-ITO	0.0	0.0	19.4	538.6	0.0	0.0	0.0	558.0	651.1
RED MALAGA	0.0	0.0	8.4	0.0	0.0	0.0	0.0	8.4	25.5
RED SEEDLESS	0.0	0.0	0.0	174.6	0.0	0.0	0.0	174.6	111.0
RIBIER	1.7	74.9	0.0	350.8	0.0	0.0	0.0	427.4	1,028.1
RUBY SEEDLESS/KING RUBY	0.0	145.9	1,029.8	2,371.7	0.0	0.0	0.0	3,547.4	1,152.3
SUPERIOR SEEDLESS	0.0	0.0	0.0	891.6	0.0	0.0	0.0	891.6	2,855.6
WHITE MALAGA	0.0	0.0	3,555.5	2,790.8	0.0	0.0	0.0	6,346.3	8,789.5
OTHER TABLE 1/	0.0	238.1	32,476.7	6,885.4	0.0	43.5	0.0	39,643.7	60,438.5
TOTAL TABLE	18,891.8	458.9	40,854.8	23,671.4	2,115.9	3,005.8	65.7	89,069.2	130,357.6
WINE GRAPES (WHITE):									
BURGER	12,218.2	1,502.5	670.3	7,802.9	74.7	0.0	0.0	22,303.1	23,529.8
CHARDONNAY	47,334.9	21,476.2	11,125.8	2,228.1	7.9	3,581.8	11,818.8	215,846.5	208,830.7
CHASSELAS DORE	0.0	0.0	0.0	0.0	0.0	0.0	0.0	0.0	20.3
CHENIN BLANC	9,036.0	22,738.2	78,555.2	25,180.4	9.0	100.7	4,370.8	149,021.8	176,083.3
EMERALD RIESLING	0.0	0.0	489.1	4,142.1	0.0	0.0	0.0	4,631.2	1,885.2
FEHER SZAGOS	0.0	0.0	47.6	0.0	0.0	0.0	0.0	47.6	49.9
FLORA	0.0	0.0	0.0	0.0	0.0	0.0	0.0	36.9	38.6
FRENCH COLOMBARD	11,473.9	55,187.4	261,269.6	80,186.4	0.0	0.0	438.1	414,363.9	456,261.9
GEWURZTRAMINER	0.0	0.0	0.0	0.0	0.0	0.0	0.0	4,609.6	3,243.6
GRAY RIESLING	121.7	0.0	0.0	0.0	0.0	0.0	0.0	283.8	483.7
GRECO	0.0	0.0	0.0	0.0	0.0	0.0	0.0	1.4	0.0
GREEN HUNGARIAN	0.0	159.2	0.0	160.4	0.0	0.0	0.0	325.1	620.0
INZOLIA	0.0	0.0	0.0	0.0	0.0	0.0	0.0	1.4	1.5
KLEINBERGER	0.0	0.0	0.0	0.0	0.0	0.0	0.0	6.6	3.8
MALVASIA BIANCA	2,000.6	6,101.4	2,050.0	912.7	0.0	0.0	0.0	11,303.9	11,093.7
MARSANNE	0.0	0.0	0.0	0.0	0.0	0.0	0.0	98.3	14.5
MELON	0.0	0.0	0.0	0.0	0.0	0.0	0.0	17.4	23.1
MUSCAT BLANC/M CANELLI	182.9	18.8	3,480.2	85.3	15.9	43.0	0.0	5,235.0	5,863.0
MUSCAT OF ALEXANDRIA	0.0	627.9	22,646.9	18,466.5	0.0	11.6	0.0	41,757.4	45,469.1
MUSCAT ORANGE	0.0	13.3	154.7	0.0	0.0	0.0	0.0	291.2	276.9
PALOMINO/G CHASSELAS	94.0	22.7	6,079.1	0.0	108.0	28.5	0.0	6,427.4	6,034.1
PEDRO XIMENES	0.0	0.0	0.0	0.0	39.0	0.0	0.0	39.0	11.3
PINOT BLANC	0.0	0.0	0.0	0.0	0.0	147.7	0.0	2,872.4	1,815.9
PINOT GRIS	0.0	0.0	0.0	0.0	0.0	0.0	0.0	273.8	54.5
PRIMOTIVO DIEGO	8.9	0.0	0.0	0.0	0.0	0.0	0.0	14.4	3.8
ROUSANNE	0.0	0.0	0.0	0.0	0.0	3.3	0.0	44.8	29.4
SAUVIGNON BLANC	9,134.8	4,609.4	894.5	579.6	0.0	107.6	886.9	36,880.4	49,194.4
SAUVIGNON MUSQUE	0.0	0.0	0.0	0.0	0.0	0.0	0.0	103.4	23.3
SAUVIGNON VERT	0.0	0.0	0.0	0.0	0.0	0.0	0.0	19.4	22.1
SEMILLON	1,325.2	734.0	101.1	1,197.7	0.0	4.3	74.3	5,019.8	7,485.1
ST. EMILION (UGNI BLANC)	0.0	0.0	2,160.0	0.0	0.0	0.0	0.0	2,190.3	2,818.6
SYLVANER	0.0	0.0	0.0	0.0	0.0	0.0	0.0	44.3	12.1
SYMPHONY	547.0	138.4	3,560.1	0.0	0.0	0.0	598.4	5,751.9	3,172.9
VIOGNIER	39.1	0.0	135.2	0.0	0.0	12.7	0.0	594.9	271.3
WHITE RIESLING	18.4	0.0	0.0	0.0	0.0	215.6	0.0	9,893.2	8,586.9
OTHER WHITE 1/	10.9	1.4	266.9	146.0	7.3	0.0	0.0	755.2	10,559.4
TOTAL WHITE	93,546.5	113,330.8	393,686.3	141,088.1	261.8	4,256.8	18,187.3	941,106.7	1,023,887.7

TABLE 4: TONS OF GRAPES PURCHASED FOR WINE, CONCENTRATE, JUICE, VINEGAR, AND BEVERAGE BRANDY BY CALIFORNIA PROCESSORS FROM THE 1996 CROP BY TYPE, VARIETY, AND REPORTING DISTRICT WHERE GROWN, WITH COMPARISONS

Type and Variety	11	12	13	14	15	16	17	1996 State Total	1995 State Total	
	----- TONS -----									
WINE GRAPES (RED):										
AGLIANICO	0.0	0.0	0.0	0.0	0.0	0.0	0.0	6.0	0.0	
ALEATICO	0.0	0.0	133.3	0.0	8.0	0.0	0.0	150.0	264.9	
ALICANTE BOUSCHET	125.5	22.5	254.6	1,005.6	28.1	31.3	0.0	1,624.0	1,270.3	
ALVARELHAO	1.2	0.0	0.0	0.0	0.0	0.0	0.0	2.1	3.8	
AMERICA	0.0	0.0	0.0	0.0	0.0	0.0	0.0	0.0	7.1	
BARBERA	668.2	7,118.4	75,568.7	6,410.1	0.0	28.7	0.0	90,162.7	80,683.3	
BLACK MALVOISIE	0.0	0.0	0.0	320.7	0.0	0.0	0.0	321.2	367.7	
BRUNELLO	0.0	0.0	0.0	0.0	0.0	0.0	0.0	0.0	0.7	
CABERNET FRANC	795.7	0.0	0.0	0.0	0.0	11.6	0.0	5,040.3	4,688.0	
CABERNET SAUVIGNON	38,625.0	11,125.3	2,807.1	7,475.6	34.6	447.3	1,543.9	129,711.9	142,003.6	
CARIGNANE	9,782.1	11,524.1	24,997.5	3,399.4	102.8	38.9	0.0	55,709.9	60,413.2	
CARMINE	0.0	0.0	151.8	0.0	0.0	1.8	0.0	153.6	269.8	
CARNELIAN	0.0	54.7	5,364.7	3,464.9	0.0	0.0	0.0	8,884.3	11,308.8	
CENTURIAN	0.0	0.0	2,730.6	0.0	0.0	0.0	0.0	2,740.5	2,624.9	
CHARBONO	0.0	0.0	0.0	0.0	0.0	0.0	0.0	249.6	220.3	
CINSAULT	0.0	0.0	0.0	0.0	8.5	5.1	0.0	31.2	54.6	
DOLCETTO	0.0	0.0	0.0	0.0	0.0	0.0	0.0	88.8	35.6	
EARLY BURGUNDY	1.2	0.0	0.0	0.0	0.0	0.0	0.0	42.4	60.2	
FREISA	0.0	0.0	0.0	0.0	0.0	0.0	0.0	27.0	0.0	
GAMAY (NAPA)	470.2	0.0	500.4	733.8	0.0	8.0	126.0	6,582.6	7,178.0	
GAMAY BEAUJOLAIS	0.0	0.0	0.0	0.0	0.0	0.0	0.0	410.9	1,220.9	
GRENACHE	265.9	12,779.4	63,905.8	14,939.3	413.8	141.8	0.0	97,378.9	91,883.8	
LAMBRUSCO	0.0	0.0	0.0	0.0	0.0	0.0	0.0	0.0	0.1	
MALBEC	0.0	0.0	0.0	0.0	0.0	0.0	0.0	185.9	136.7	
MATARO/MOUVEDRE	2.7	0.0	0.0	0.0	44.3	217.7	0.0	951.4	848.5	
MERLOT	22,913.2	8,563.5	8,821.2	3,155.8	0.0	287.8	3,025.6	79,733.0	55,958.8	
MEUNIER	0.0	0.0	0.0	0.0	0.0	0.0	0.0	429.6	410.2	
MISSION	18.0	1,366.8	1,891.4	0.0	448.9	21.3	0.0	3,773.1	3,742.4	
MUSCAT HAMBURG	0.0	73.0	2.8	0.0	0.0	0.0	0.0	97.2	127.4	
NEBBIOLO	0.0	0.0	0.0	0.0	0.0	28.5	0.0	168.9	136.7	
PETIT VERDOT	0.0	0.0	0.0	0.0	0.0	0.0	0.0	226.1	179.0	
PETITE SIRAH	869.7	508.5	434.3	293.6	0.0	2.3	180.5	5,710.1	5,727.8	
PFEFFER CABERNET	0.0	0.0	0.0	0.0	0.0	0.0	0.0	5.5	2.0	
PINOT NOIR	0.0	461.0	35.6	0.0	0.0	0.0	0.0	24,243.9	19,223.4	
PINOT ST GEORGE	0.0	0.0	0.0	0.0	0.0	0.0	0.0	26.4	7.0	
REFOSCO/MONDEUSE	0.0	0.0	0.0	0.0	0.0	0.0	0.0	74.8	56.0	
ROYALTY	0.0	106.7	4,281.9	2,079.5	0.0	0.0	0.0	6,468.1	7,238.3	
RUBIED	221.5	3,583.9	47,378.1	29,019.1	0.0	0.0	84.2	80,288.0	63,911.9	
RUBY CABERNET	151.9	9,794.3	28,594.9	10,658.1	0.0	0.0	0.0	49,199.2	39,192.1	
SALVADOR	44.7	0.0	500.1	5,103.6	0.0	5.2	0.0	5,653.6	6,736.8	
SANGIOVETO/SANGIOVESE	11.2	593.4	161.8	0.0	0.0	55.1	0.0	2,174.8	867.4	
SOUZAO	1.7	0.0	39.2	0.0	0.0	0.0	0.0	56.2	67.2	
ST MACAIRE	0.0	0.0	0.0	0.0	0.0	0.0	0.0	0.0	201.1	
SYRAH/FRENCH SYRAH-SHIRAZ	249.4	783.6	2.7	248.1	0.0	40.4	0.0	3,579.5	1,874.8	
TANNAT	0.0	0.0	0.0	0.0	0.0	0.0	0.0	0.3	0.1	
TEMPRANILLO	0.0	12.9	12.3	12.7	0.0	0.0	0.0	59.0	0.0	
TEROLDEGO	0.0	0.0	0.0	0.0	0.0	0.0	0.0	8.3	0.0	
TINTA CAO	0.0	0.0	16.0	0.0	0.0	0.0	0.0	28.8	8.7	
TINTA MADEIRA	0.0	0.0	90.7	0.0	0.0	0.0	0.0	90.7	0.0	
TOURIGA	2.6	0.0	41.0	0.0	0.0	0.0	0.0	46.5	4.8	
VALDEPENAS	86.1	529.1	0.0	302.0	0.0	0.0	0.0	917.2	1,533.0	
ZINFANDEL	94,515.5	45,912.3	51,524.9	23,443.2	1,110.0	610.9	1,494.3	274,710.1	280,342.3	
OTHER RED 1/	31.0	55.9	5,782.0	2,950.2	47.0	12.1	0.0	9,260.2	25,020.1	
TOTAL RED	169,854.2	114,969.3	326,025.4	115,015.3	2,246.0	1,995.8	6,454.5	947,484.3	918,114.1	
TOTAL WINE	263,400.7	228,300.1	719,711.7	256,103.4	2,507.8	6,252.6	24,641.8	1,888,591.0	1,942,001.8	
TOTAL ALL VARIETIES	282,332.6	236,306.8	1,234,860.2	340,449.7	4,623.7	9,808.8	24,707.5	2,520,776.3	2,425,744.1	

1/ Other categories include minor varieties as well as mixed varieties.

**TABLE 5: WEIGHTED AVERAGE DEGREES BRIX FOR ALL GRAPES PURCHASED FOR
WINE, CONCENTRATE, JUICE, VINEGAR, AND BEVERAGE BRANDY BY CALIFORNIA PROCESSORS
FROM THE 1996 CROP BY TYPE, VARIETY, AND REPORTING DISTRICT WHERE GROWN, WITH COMPARISONS**

Type and Variety	1	2	3	4	5	6	7	8	9	10	11	12	13	14	15	16	17	1996 State Total	1995 State Total	
	----- DEGREES BRIX -----																			
RAISIN GRAPES:																				
BLACK CORINTH (ZANTES)	0.0	0.0	0.0	0.0	0.0	0.0	0.0	0.0	0.0	0.0	0.0	0.0	24.0	29.6	0.0	0.0	0.0	24.1	21.9	
FIESTA	0.0	0.0	0.0	0.0	0.0	0.0	0.0	0.0	0.0	0.0	0.0	0.0	21.3	0.0	0.0	0.0	0.0	21.3	21.2	
SULTANAS	0.0	0.0	0.0	0.0	0.0	0.0	0.0	0.0	0.0	0.0	0.0	0.0	21.4	0.0	0.0	0.0	0.0	21.4	19.4	
THOMPSON SEEDLESS	0.0	0.0	0.0	0.0	0.0	0.0	0.0	0.0	21.0	0.0	21.0	21.1	21.2	21.5	0.0	22.2	0.0	21.3	20.6	
TOTAL RAISIN	0.0	0.0	0.0	0.0	0.0	0.0	0.0	0.0	21.0	0.0	21.0	21.1	21.2	21.5	0.0	22.2	0.0	21.3	20.6	
TABLE GRAPES:																				
AMERICAN ROSE	0.0	0.0	0.0	0.0	0.0	0.0	0.0	0.0	0.0	0.0	0.0	0.0	0.0	0.0	0.0	0.0	0.0	0.0	19.5	
AUTUMN SEEDLESS	0.0	0.0	0.0	0.0	0.0	0.0	0.0	0.0	0.0	0.0	0.0	0.0	0.0	22.5	0.0	0.0	0.0	22.5	0.0	
BLACK MONUKKA	0.0	0.0	0.0	0.0	0.0	0.0	0.0	0.0	0.0	0.0	0.0	0.0	21.7	0.0	0.0	0.0	0.0	21.7	19.1	
BLACK PRINCE/ROSE OF PERU	0.0	0.0	0.0	0.0	0.0	0.0	0.0	0.0	0.0	0.0	0.0	0.0	0.0	0.0	0.0	0.0	0.0	0.0	25.2	
BLACK SEEDLESS	0.0	0.0	0.0	0.0	0.0	0.0	0.0	0.0	0.0	0.0	0.0	0.0	23.2	22.7	0.0	0.0	0.0	23.1	21.9	
CALMERIA	0.0	0.0	0.0	0.0	0.0	0.0	0.0	0.0	0.0	0.0	0.0	0.0	18.8	20.7	0.0	0.0	0.0	19.6	20.2	
CARDINAL	0.0	0.0	0.0	0.0	0.0	0.0	0.0	0.0	0.0	0.0	0.0	0.0	0.0	0.0	0.0	0.0	0.0	0.0	21.4	
CHRISTMAS ROSE	0.0	0.0	0.0	0.0	0.0	0.0	0.0	0.0	0.0	0.0	0.0	0.0	23.5	19.0	0.0	0.0	0.0	19.7	19.4	
CONCORD	0.0	0.0	0.0	0.0	0.0	0.0	0.0	0.0	0.0	0.0	0.0	0.0	0.0	0.0	0.0	0.0	0.0	0.0	18.4	
CRIMSON	0.0	0.0	0.0	0.0	0.0	0.0	0.0	0.0	0.0	0.0	0.0	0.0	21.5	20.7	0.0	0.0	0.0	20.8	20.2	
EMPERATRIZ	0.0	0.0	0.0	0.0	0.0	0.0	0.0	0.0	0.0	0.0	0.0	0.0	0.0	18.6	0.0	0.0	0.0	18.6	18.5	
EMPEROR	0.0	0.0	0.0	0.0	0.0	0.0	0.0	0.0	0.0	0.0	0.0	0.0	18.5	18.0	0.0	0.0	0.0	18.0	18.4	
EXOTIC	0.0	0.0	0.0	0.0	0.0	0.0	0.0	0.0	0.0	0.0	0.0	0.0	0.0	20.5	22.2	21.4	0.0	21.0	16.4	
FANTASY	0.0	0.0	0.0	0.0	0.0	0.0	0.0	0.0	0.0	0.0	0.0	0.0	20.3	0.0	0.0	23.8	0.0	21.6	22.2	
FLAME SEEDLESS	0.0	22.2	0.0	0.0	0.0	0.0	0.0	0.0	0.0	0.0	0.0	0.0	22.0	21.8	23.6	22.4	0.0	22.2	21.2	
FLAME TOKAY	0.0	0.0	0.0	0.0	0.0	0.0	0.0	0.0	0.0	0.0	18.2	0.0	0.0	0.0	0.0	0.0	17.0	18.2	17.0	
GOLDEN MUSCAT	0.0	0.0	0.0	0.0	0.0	0.0	0.0	0.0	0.0	0.0	0.0	0.0	0.0	0.0	0.0	0.0	0.0	0.0	21.9	
ITALIA	0.0	0.0	0.0	0.0	0.0	0.0	0.0	0.0	0.0	0.0	0.0	0.0	18.8	22.3	0.0	0.0	0.0	20.3	20.5	
PERLETTE	0.0	0.0	0.0	0.0	0.0	0.0	0.0	0.0	0.0	0.0	0.0	0.0	18.5	23.8	0.0	21.9	0.0	21.9	22.6	
QUEEN	0.0	0.0	0.0	0.0	0.0	0.0	0.0	0.0	0.0	0.0	0.0	0.0	0.0	19.9	0.0	0.0	0.0	19.9	20.3	
RED GLOBE/ROSE-ITO	0.0	0.0	0.0	0.0	0.0	0.0	0.0	0.0	0.0	0.0	0.0	0.0	18.5	20.1	0.0	0.0	0.0	20.0	18.7	
RED MALAGA	0.0	0.0	0.0	0.0	0.0	0.0	0.0	0.0	0.0	0.0	0.0	0.0	20.2	0.0	0.0	0.0	0.0	20.2	19.4	
RED SEEDLESS	0.0	0.0	0.0	0.0	0.0	0.0	0.0	0.0	0.0	0.0	0.0	0.0	0.0	18.6	0.0	0.0	0.0	18.6	20.6	
RIBIER	0.0	0.0	0.0	0.0	0.0	0.0	0.0	0.0	0.0	0.0	20.0	18.0	0.0	19.9	0.0	0.0	0.0	19.6	18.7	
RUBY SEEDLESS/KING RUBY	0.0	0.0	0.0	0.0	0.0	0.0	0.0	0.0	0.0	0.0	0.0	24.9	22.1	21.3	0.0	0.0	0.0	21.7	22.1	
SUPERIOR SEEDLESS	0.0	0.0	0.0	0.0	0.0	0.0	0.0	0.0	0.0	0.0	0.0	0.0	0.0	18.7	0.0	0.0	0.0	18.7	18.7	
WHITE MALAGA	0.0	0.0	0.0	0.0	0.0	0.0	0.0	0.0	0.0	0.0	0.0	0.0	20.0	20.2	0.0	0.0	0.0	20.1	19.0	
OTHER TABLE 1/	0.0	0.0	0.0	0.0	0.0	0.0	0.0	0.0	0.0	0.0	0.0	22.2	21.6	22.3	0.0	20.6	0.0	21.8	21.3	
TOTAL TABLE	0.0	22.2	0.0	0.0	0.0	0.0	0.0	0.0	0.0	0.0	18.2	22.4	21.5	21.4	23.6	22.2	17.0	20.9	19.6	
WINE GRAPES (WHITE):																				
BURGER	17.9	0.0	20.1	0.0	0.0	0.0	0.0	0.0	0.0	0.0	16.2	15.4	15.9	14.6	20.5	0.0	0.0	15.6	15.3	
CHARDONNAY	23.3	23.6	23.4	23.1	23.6	23.6	23.6	23.2	22.3	22.8	23.2	23.2	23.0	22.5	24.9	23.1	23.3	23.3	23.0	
CHASSELAS DORE	0.0	0.0	0.0	0.0	0.0	0.0	0.0	0.0	0.0	0.0	0.0	0.0	0.0	0.0	0.0	0.0	0.0	0.0	22.3	
CHENIN BLANC	22.3	21.5	21.9	21.9	22.4	22.8	21.8	22.3	20.9	23.4	20.7	20.5	19.8	19.1	23.0	21.8	21.0	20.0	19.5	
EMERALD RIESLING	0.0	0.0	0.0	0.0	0.0	0.0	0.0	0.0	0.0	0.0	0.0	0.0	22.7	22.3	0.0	0.0	0.0	22.3	21.0	
FEHER SZAGOS	0.0	0.0	0.0	0.0	0.0	0.0	0.0	0.0	0.0	0.0	0.0	0.0	21.2	0.0	0.0	0.0	0.0	21.2	20.6	
FLORA	20.9	0.0	0.0	21.0	0.0	0.0	0.0	0.0	23.8	0.0	0.0	0.0	0.0	0.0	0.0	0.0	0.0	21.3	22.0	
FRENCH COLOMBARD	21.3	0.0	20.6	22.3	22.4	0.0	21.8	0.0	19.9	22.1	21.6	21.3	20.9	20.5	0.0	0.0	19.9	20.9	20.5	
GEWURZTRAMINER	22.8	0.0	23.0	23.3	0.0	23.4	22.6	21.7	0.0	23.0	0.0	0.0	0.0	0.0	0.0	0.0	0.0	22.7	22.5	
GRAY RIESLING	22.3	0.0	22.2	0.0	22.8	19.9	0.0	21.5	0.0	0.0	23.3	0.0	0.0	0.0	0.0	0.0	0.0	22.5	21.4	
GRECO	0.0	0.0	0.0	0.0	0.0	0.0	23.0	0.0	0.0	0.0	0.0	0.0	0.0	0.0	0.0	0.0	0.0	23.0	0.0	
GREEN HUNGARIAN	19.6	0.0	0.0	0.0	0.0	0.0	0.0	0.0	0.0	0.0	0.0	23.0	0.0	23.0	0.0	0.0	0.0	22.9	17.1	
INZOLIA	0.0	0.0	0.0	0.0	0.0	0.0	23.4	0.0	0.0	0.0	0.0	0.0	0.0	0.0	0.0	0.0	0.0	23.4	22.0	
KLEINBERGER	0.0	0.0	21.2	0.0	0.0	0.0	0.0	0.0	0.0	0.0	0.0	0.0	0.0	0.0	0.0	0.0	0.0	21.2	22.0	
MALVASIA BIANCA	0.0	0.0	0.0	23.0	0.0	0.0	23.1	0.0	0.0	0.0	18.9	18.6	23.5	22.1	0.0	0.0	0.0	19.9	19.4	
MARSANNE	21.6	0.0	23.0	24.8	0.0	22.5	24.1	20.5	0.0	25.0	0.0	0.0	0.0	0.0	0.0	0.0	0.0	23.1	22.3	
MELON	0.0	0.0	22.5	0.0	0.0	0.0	0.0	0.0	0.0	0.0	0.0	0.0	0.0	0.0	0.0	0.0	0.0	22.5	21.2	
MUSCAT BLANC/M CANELLI	21.6	22.3	25.0	24.4	25.1	22.1	21.4	22.6	21.9	24.0	21.1	22.0	22.2	20.9	22.7	22.5	0.0	22.2	20.9	
MUSCAT OF ALEXANDRIA	0.0	0.0	0.0	0.0	0.0	24.0	0.0	0.0	0.0	22.5	0.0	21.1	22.4	22.7	0.0	23.2	0.0	22.5	21.8	
MUSCAT ORANGE	0.0	0.0	21.5	0.0	0.0	0.0	22.8	22.7	22.4	24.7	0.0	22.8	22.8	0.0	0.0	0.0	0.0	23.1	22.4	
PALOMINO/G CHASSELAS	0.0	0.0	20.2	0.0	0.0	22.8	0.0	0.0	0.0	20.9	21.7	20.0	0.0	23.7	24.0	0.0	0.0	20.1	19.7	
PEDRO XIMENES	0.0	0.0	0.0	0.0	0.0	0.0	0.0	0.0	0.0	0.0	0.0	0.0	0.0	0.0	22.6	0.0	0.0	22.6	23.3	
PINOT BLANC	23.0	0.0	21.1	19.9	0.0	21.3	23.1	20.0	0.0	0.0	0.0	0.0	0.0	0.0	0.0	21.2	0.0	21.9	21.9	
PINOT GRIS	23.9	0.0	22.6	22.1	0.0	24.4	23.2	22.5	0.0	23.4	0.0	0.0	0.0	0.0	0.0	0.0	0.0	22.8	22.7	
PRIMOTIVO DIEGO	0.0	0.0	25.5	0.0	0.0	22.5	0.0	0.0	0.0	0.0	22.0	0.0	0.0	0.0	0.0	0.0	0.0	23.3	25.0	
ROUSANNE	0.0	0.0	22.5	0.0	0.0	22.3	25.2	26.2	0.0	25.0	0.0	0.0	0.0	0.0	0.0	22.0	0.0	25.1	25.0	
SAUVIGNON BLANC	22.7	22.8	22.8	22.4	22.5	22.9	23.3	23.4	23.0	23.0	22.2	22.3	22.9	21.9	0.0	22.8	22.8	22.6	22.1	
SAUVIGNON MUSQUE	0.0	0.0	22.4	23.2	0.0	0.0	0.0	0.0	0.0	0.0	0.0	0.0	0.0	0.0	0.0	0.0	0.0	23.0	22.5	
SAUVIGNON VERT	0.0	0.0	22.1	23.0	0.0	0.0	0.0	0.0	0.0	0.0	0.0	0.0	0.0	0.0	0.0	0.0	0.0	22.1	22.7	
SEMILLON	22.5	22.1	22.2	22.7	0.0	23.3	23.5	23.1	0.0	21.9	21.5	21.7	22.8	21.8	0.0	17.4	22.3	22.0	21.2	
ST. EMILION (UGNI BLANC)	0.0	0.0	22.0	0.0	0.0	0.0	0.0	0.0	0.0	0.0	0.0	0.0	19.6	0.0	0.0	0.0	0.0	19.7	18.8	
SYLVANER	0.0	0.0	0.0	22.8	0.0	20.4	0.0	21.3	0.0	0.0	0.0	0.0	0.0	0.0	0.0	0.0	0.0	21.4	22.7	
SYMPHONY	0.0	0.0	20.2	0.0																

TABLE 5: WEIGHTED AVERAGE DEGREES BRIX FOR ALL GRAPES PURCHASED FOR WINE, CONCENTRATE, JUICE, VINEGAR, AND BEVERAGE BRANDY BY CALIFORNIA PROCESSORS FROM THE 1996 CROP BY TYPE, VARIETY, AND REPORTING DISTRICT WHERE GROWN, WITH COMPARISONS

Type and Variety	1	2	3	4	5	6	7	8	9	10	11	12	13	14	15	16	17	1996 State Total	1995 State Total
	----- DEGREES BRIX -----																		
WINE GRAPES (RED):																			
AGLIANICO	0.0	0.0	0.0	0.0	0.0	0.0	0.0	0.0	0.0	19.7	0.0	0.0	0.0	0.0	0.0	0.0	0.0	19.7	0.0
ALEATICO	0.0	0.0	23.6	0.0	0.0	0.0	0.0	23.9	0.0	0.0	0.0	0.0	23.9	0.0	26.0	0.0	0.0	24.0	22.5
ALICANTE BOUSCHET	21.0	0.0	22.9	0.0	22.0	23.8	0.0	0.0	0.0	24.0	21.4	25.0	21.2	17.6	21.5	21.0	0.0	19.2	20.7
ALVARELHAO	0.0	0.0	0.0	0.0	0.0	0.0	0.0	0.0	0.0	24.2	22.3	0.0	0.0	0.0	0.0	0.0	0.0	23.1	23.5
AMERICA	0.0	0.0	0.0	0.0	0.0	0.0	0.0	0.0	0.0	0.0	0.0	0.0	0.0	0.0	0.0	0.0	0.0	0.0	24.1
BARBERA	23.9	0.0	24.7	24.4	0.0	0.0	25.2	23.0	0.0	24.5	23.9	24.1	23.0	22.3	0.0	23.4	0.0	23.1	22.6
BLACK MALVOISIE	24.0	0.0	0.0	0.0	0.0	0.0	0.0	0.0	0.0	0.0	0.0	0.0	0.0	23.5	0.0	0.0	0.0	23.5	22.6
BRUNELLO	0.0	0.0	0.0	0.0	0.0	0.0	0.0	0.0	0.0	0.0	0.0	0.0	0.0	0.0	0.0	0.0	0.0	0.0	19.0
CABERNET FRANC	24.1	24.1	24.1	23.8	0.0	24.0	23.2	23.7	23.2	23.3	22.9	0.0	0.0	0.0	0.0	23.4	0.0	23.6	23.3
CABERNET SAUVIGNON	23.8	23.4	23.9	23.7	23.3	23.7	24.0	23.8	22.8	23.7	23.2	23.6	21.9	22.7	24.0	22.8	23.2	23.5	23.4
CARIGNANE	22.9	0.0	23.5	23.9	22.9	23.6	23.5	24.0	0.0	23.4	22.7	22.8	22.5	22.1	22.9	24.0	0.0	22.6	22.6
CARMINE	0.0	0.0	0.0	0.0	0.0	0.0	0.0	0.0	0.0	0.0	0.0	0.0	23.1	0.0	0.0	21.1	0.0	23.1	22.4
CARNELIAN	0.0	0.0	0.0	0.0	0.0	0.0	0.0	0.0	0.0	0.0	0.0	24.4	23.8	23.0	0.0	0.0	0.0	23.5	23.1
CENTURIAN	0.0	0.0	25.6	0.0	0.0	0.0	0.0	0.0	0.0	0.0	0.0	0.0	23.6	0.0	0.0	0.0	0.0	23.6	24.2
CHARBONO	21.1	0.0	25.0	21.4	0.0	0.0	0.0	0.0	0.0	21.5	0.0	0.0	0.0	0.0	0.0	0.0	0.0	21.4	21.9
CINSAULT	0.0	0.0	23.8	0.0	0.0	24.0	0.0	0.0	0.0	23.0	0.0	0.0	0.0	0.0	24.1	25.3	0.0	24.1	23.3
DOLCETTO	24.8	0.0	21.5	23.7	22.5	0.0	23.3	21.8	0.0	21.6	0.0	0.0	0.0	0.0	0.0	0.0	0.0	22.9	21.6
EARLY BURGUNDY	24.0	0.0	24.2	22.9	23.3	0.0	0.0	0.0	0.0	0.0	23.4	0.0	0.0	0.0	0.0	0.0	0.0	23.5	23.5
FREISA	0.0	0.0	0.0	0.0	0.0	21.8	21.2	0.0	0.0	0.0	0.0	0.0	0.0	0.0	0.0	0.0	0.0	21.5	0.0
GAMAY (NAPA)	21.3	21.0	22.0	21.5	21.8	0.0	20.0	22.2	0.0	0.0	21.1	0.0	21.3	19.7	0.0	23.0	21.7	20.9	21.1
GAMAY BEAUJOLAIS	22.2	0.0	22.8	24.0	0.0	0.0	23.7	24.2	0.0	0.0	0.0	0.0	0.0	0.0	0.0	0.0	0.0	23.6	22.9
GRENACHE	23.4	0.0	23.9	24.0	0.0	22.6	21.3	24.6	19.4	24.5	22.6	20.6	20.3	20.6	23.5	24.5	0.0	20.4	20.4
LAMBRUSCO	0.0	0.0	0.0	0.0	0.0	0.0	0.0	0.0	0.0	0.0	0.0	0.0	0.0	0.0	0.0	0.0	0.0	0.0	22.0
MALBEC	23.6	0.0	23.3	22.5	23.5	0.0	22.1	20.1	0.0	23.7	0.0	0.0	0.0	0.0	0.0	0.0	0.0	22.7	23.3
MATARO/MOUVEDRE	23.5	0.0	24.3	22.6	0.0	23.9	0.0	22.7	24.0	22.2	25.6	0.0	0.0	0.0	24.0	24.0	0.0	23.7	23.8
MERLOT	23.7	23.5	23.8	23.7	23.6	23.7	23.8	23.6	23.1	23.2	23.1	23.5	22.7	22.5	0.0	23.9	23.2	23.3	23.3
MEUNIER	23.9	0.0	20.2	19.1	0.0	0.0	0.0	0.0	0.0	0.0	0.0	0.0	0.0	0.0	0.0	0.0	0.0	19.8	19.8
MISSION	0.0	0.0	0.0	0.0	0.0	23.6	0.0	0.0	0.0	26.2	26.5	24.1	23.3	0.0	24.7	25.0	0.0	23.8	23.8
MUSCAT HAMBURG	0.0	0.0	21.0	0.0	0.0	0.0	25.0	0.0	0.0	25.4	0.0	26.8	23.6	0.0	0.0	0.0	0.0	26.2	24.2
NEBBIOLO	26.0	0.0	24.4	25.6	0.0	24.2	23.8	22.8	23.5	22.5	0.0	0.0	0.0	0.0	0.0	22.8	0.0	23.4	23.5
PETIT VERDOT	24.3	0.0	23.1	23.6	0.0	24.1	19.5	22.0	0.0	24.5	0.0	0.0	0.0	0.0	0.0	0.0	0.0	23.2	22.1
PETITE SIRAH	23.6	22.5	23.3	23.6	23.2	23.6	23.6	23.4	23.1	24.0	22.5	22.6	22.1	24.4	0.0	22.1	24.6	23.3	22.8
PFEFFER CABERNET	0.0	0.0	0.0	0.0	0.0	0.0	23.3	0.0	0.0	0.0	0.0	0.0	0.0	0.0	0.0	0.0	0.0	23.3	23.5
PINOT NOIR	23.4	0.0	22.5	21.7	23.1	24.0	23.9	23.7	22.9	22.6	0.0	22.1	23.3	0.0	0.0	0.0	0.0	22.9	22.5
PINOT ST GEORGE	0.0	0.0	23.6	0.0	0.0	0.0	20.5	0.0	0.0	0.0	0.0	0.0	0.0	0.0	0.0	0.0	0.0	22.9	23.2
REFOSCO/MONDEUSE	0.0	0.0	0.0	24.0	0.0	23.0	22.3	21.1	0.0	0.0	0.0	0.0	0.0	0.0	0.0	0.0	0.0	22.3	22.2
ROYALTY	0.0	0.0	0.0	0.0	0.0	0.0	0.0	0.0	0.0	0.0	0.0	23.3	22.1	21.7	0.0	0.0	0.0	22.0	22.3
RUBIED	0.0	0.0	0.0	0.0	0.0	24.2	0.0	0.0	0.0	0.0	23.5	23.2	22.7	22.9	0.0	0.0	22.4	22.8	21.8
RUBY CABERNET	0.0	0.0	0.0	0.0	0.0	0.0	0.0	0.0	0.0	24.2	22.6	23.1	22.5	0.0	0.0	0.0	0.0	22.9	23.0
SALVADOR	0.0	0.0	0.0	0.0	0.0	0.0	0.0	0.0	0.0	0.0	20.9	0.0	22.0	22.6	0.0	20.0	0.0	22.5	22.2
SANGIOVETO/SANGIOVESE	24.3	0.0	23.9	24.0	23.3	22.9	24.3	22.4	24.2	24.1	23.2	22.0	17.9	0.0	0.0	23.9	0.0	23.0	23.8
SOUZAO	0.0	0.0	0.0	0.0	0.0	0.0	22.6	0.0	0.0	22.3	20.2	0.0	22.0	0.0	0.0	0.0	0.0	22.1	22.6
ST MACAIRE	0.0	0.0	0.0	0.0	0.0	0.0	0.0	0.0	0.0	0.0	0.0	0.0	0.0	0.0	0.0	0.0	0.0	0.0	22.6
SYRAH/FRENCH SYRAH-SHIRAZ	24.2	23.9	24.0	23.4	24.0	23.3	23.8	23.6	23.5	24.2	23.2	23.1	24.0	24.3	0.0	23.5	0.0	23.7	23.2
TANNAT	0.0	0.0	24.2	0.0	0.0	0.0	0.0	0.0	0.0	0.0	0.0	0.0	0.0	0.0	0.0	0.0	0.0	24.2	24.6
TEMPRANILLO	0.0	0.0	22.6	0.0	0.0	0.0	0.0	0.0	0.0	24.2	0.0	22.4	23.1	21.5	0.0	0.0	0.0	22.5	0.0
TEROLDEGO	0.0	0.0	0.0	0.0	0.0	21.9	22.6	0.0	0.0	0.0	0.0	0.0	0.0	0.0	0.0	0.0	0.0	22.3	0.0
TINTA CAO	0.0	0.0	0.0	0.0	0.0	0.0	0.0	0.0	0.0	24.2	0.0	0.0	20.0	0.0	0.0	0.0	0.0	21.9	22.6
TINTA MADEIRA	0.0	0.0	0.0	0.0	0.0	0.0	0.0	0.0	0.0	0.0	0.0	0.0	24.0	0.0	0.0	0.0	0.0	24.0	0.0
TOURIGA	0.0	0.0	0.0	0.0	0.0	0.0	0.0	0.0	0.0	27.0	20.8	0.0	23.0	0.0	0.0	0.0	0.0	23.1	22.6
VALDEPENAS	0.0	0.0	0.0	0.0	0.0	0.0	0.0	0.0	0.0	23.7	23.3	0.0	21.8	0.0	0.0	0.0	0.0	22.8	22.3
ZINFANDEL	21.5	19.6	22.7	20.9	20.4	24.1	21.8	20.5	18.9	22.0	20.4	18.8	17.8	18.7	24.2	22.0	19.8	19.6	18.6
OTHER RED ^{1/}	23.3	0.0	23.8	23.2	0.0	23.3	23.5	22.0	24.8	23.5	23.2	22.7	21.2	20.3	25.0	22.8	0.0	21.1	20.7
TOTAL RED	22.7	22.4	23.3	23.0	22.6	23.8	23.4	22.9	19.8	22.4	21.6	21.2	21.5	21.5	24.1	23.0	22.4	21.8	21.2
TOTAL WINE	22.8	22.6	23.2	22.9	22.9	23.7	23.2	23.0	20.0	22.5	21.6	21.3	21.1	20.8	23.9	22.9	22.6	21.6	21.0
TOTAL ALL VARIETIES	22.8	22.6	23.2	22.9	22.9	23.7	23.2	23.0	20.0	22.5	21.4	21.3	21.2	21.0	23.8	22.7	22.5	21.5	20.9

^{1/} Other categories include minor varieties as well as mixed varieties.

TABLE 6: WEIGHTED AVERAGE GROWER RETURNS PER TON DELIVERED BASIS PURCHASED FOR WINE, CONCENTRATE, JUICE, VINEGAR, AND BEVERAGE BRANDY BY CALIFORNIA PROCESSORS FROM THE 1996 CROP BY TYPE, VARIETY, AND REPORTING DISTRICT WHERE GROWN, WITH COMPARISONS

Type and Variety	1	2	3	4	5	6	7	8	9	10
	----- TONS -----									
RAISIN GRAPES:										
BLACK CORINTH (ZANTES)	0.00	0.00	0.00	0.00	0.00	0.00	0.00	0.00	0.00	0.00
FIESTA	0.00	0.00	0.00	0.00	0.00	0.00	0.00	0.00	0.00	0.00
SULTANAS	0.00	0.00	0.00	0.00	0.00	0.00	0.00	0.00	0.00	0.00
THOMPSON SEEDLESS	0.00	0.00	0.00	0.00	0.00	0.00	0.00	0.00	500.00	0.00
TOTAL RAISIN	0.00	0.00	0.00	0.00	0.00	0.00	0.00	0.00	500.00	0.00
TABLE GRAPES:										
AMERICAN ROSE	0.00	0.00	0.00	0.00	0.00	0.00	0.00	0.00	0.00	0.00
AUTUMN SEEDLESS	0.00	0.00	0.00	0.00	0.00	0.00	0.00	0.00	0.00	0.00
BLACK MONUKKA	0.00	0.00	0.00	0.00	0.00	0.00	0.00	0.00	0.00	0.00
BLACK PRINCE/ROSE OF PERU	0.00	0.00	0.00	0.00	0.00	0.00	0.00	0.00	0.00	0.00
BLACK SEEDLESS	0.00	0.00	0.00	0.00	0.00	0.00	0.00	0.00	0.00	0.00
CALMERIA	0.00	0.00	0.00	0.00	0.00	0.00	0.00	0.00	0.00	0.00
CARDINAL	0.00	0.00	0.00	0.00	0.00	0.00	0.00	0.00	0.00	0.00
CHRISTMAS ROSE	0.00	0.00	0.00	0.00	0.00	0.00	0.00	0.00	0.00	0.00
CONCORD	0.00	0.00	0.00	0.00	0.00	0.00	0.00	0.00	0.00	0.00
CRIMSON	0.00	0.00	0.00	0.00	0.00	0.00	0.00	0.00	0.00	0.00
EMPERATRIZ	0.00	0.00	0.00	0.00	0.00	0.00	0.00	0.00	0.00	0.00
EMPEROR	0.00	0.00	0.00	0.00	0.00	0.00	0.00	0.00	0.00	0.00
EXOTIC	0.00	0.00	0.00	0.00	0.00	0.00	0.00	0.00	0.00	0.00
FANTASY	0.00	0.00	0.00	0.00	0.00	0.00	0.00	0.00	0.00	0.00
FLAME SEEDLESS	0.00	450.00	0.00	0.00	0.00	0.00	0.00	0.00	0.00	0.00
FLAME TOKAY	0.00	0.00	0.00	0.00	0.00	0.00	0.00	0.00	0.00	0.00
GOLDEN MUSCAT	0.00	0.00	0.00	0.00	0.00	0.00	0.00	0.00	0.00	0.00
ITALIA	0.00	0.00	0.00	0.00	0.00	0.00	0.00	0.00	0.00	0.00
PERLETTE	0.00	0.00	0.00	0.00	0.00	0.00	0.00	0.00	0.00	0.00
QUEEN	0.00	0.00	0.00	0.00	0.00	0.00	0.00	0.00	0.00	0.00
RED GLOBE/ROSE-ITO	0.00	0.00	0.00	0.00	0.00	0.00	0.00	0.00	0.00	0.00
RED MALAGA	0.00	0.00	0.00	0.00	0.00	0.00	0.00	0.00	0.00	0.00
RED SEEDLESS	0.00	0.00	0.00	0.00	0.00	0.00	0.00	0.00	0.00	0.00
RIBIER	0.00	0.00	0.00	0.00	0.00	0.00	0.00	0.00	0.00	0.00
RUBY SEEDLESS/KING RUBY	0.00	0.00	0.00	0.00	0.00	0.00	0.00	0.00	0.00	0.00
SUPERIOR SEEDLESS	0.00	0.00	0.00	0.00	0.00	0.00	0.00	0.00	0.00	0.00
WHITE MALAGA	0.00	0.00	0.00	0.00	0.00	0.00	0.00	0.00	0.00	0.00
OTHER TABLE 1/	0.00	0.00	0.00	0.00	0.00	0.00	0.00	0.00	0.00	0.00
TOTAL TABLE	0.00	450.00	0.00	0.00	0.00	0.00	0.00	0.00	0.00	0.00
WINE GRAPES (WHITE):										
BURGER	550.00	0.00	546.40	0.00	0.00	0.00	0.00	0.00	0.00	0.00
CHARDONNAY	1,406.38	1,221.69	1,455.61	1,542.53	1,288.56	1,397.16	1,421.39	1,454.17	960.91	1,177.85
CHASSELAS DORE	0.00	0.00	0.00	0.00	0.00	0.00	0.00	0.00	0.00	0.00
CHEMIN BLANC	657.27	658.30	575.96	661.05	635.01	450.00	732.96	540.01	356.51	416.14
EMERALD RIESLING	0.00	0.00	0.00	0.00	0.00	0.00	0.00	0.00	0.00	0.00
FEHER SZAGOS	0.00	0.00	0.00	0.00	0.00	0.00	0.00	0.00	0.00	0.00
FLORA	750.00	0.00	0.00	1,304.00	0.00	0.00	0.00	0.00	400.00	0.00
FRENCH COLOMBARD	584.25	0.00	480.20	537.05	614.20	0.00	781.36	0.00	225.00	300.00
GEWURZTRAMINER	810.59	0.00	915.70	823.93	0.00	776.48	809.16	630.21	0.00	824.47
GRAY RIESLING	800.00	0.00	1,066.57	0.00	606.00	445.39	0.00	575.17	0.00	0.00
GRECO	0.00	0.00	0.00	0.00	0.00	0.00	1,400.00	0.00	0.00	0.00
GREEN HUNGARIAN	600.00	0.00	0.00	0.00	0.00	0.00	0.00	0.00	0.00	0.00
INZOLIA	0.00	0.00	0.00	0.00	0.00	0.00	1,200.00	0.00	0.00	0.00
KLEINBERGER	0.00	0.00	1,000.00	0.00	0.00	0.00	0.00	0.00	0.00	0.00
MALVASIA BIANCA	0.00	0.00	0.00	1,000.00	0.00	0.00	858.83	0.00	0.00	0.00
MARSANNE	1,000.00	0.00	894.85	1,200.00	0.00	1,207.38	1,372.48	600.00	0.00	600.00
MELON	0.00	0.00	929.68	0.00	0.00	0.00	0.00	0.00	0.00	0.00
MUSCAT BLANC/M CANELLI	983.29	931.21	1,143.07	1,142.84	808.00	1,085.16	770.04	566.61	570.59	708.81
MUSCAT OF ALEXANDRIA	0.00	0.00	0.00	0.00	0.00	250.00	0.00	0.00	0.00	550.00
MUSCAT ORANGE	0.00	0.00	1,215.50	0.00	0.00	0.00	1,445.02	912.78	600.00	647.61
PALOMINO/G CHASSELAS	0.00	0.00	400.00	0.00	0.00	259.37	0.00	0.00	0.00	0.00
PEDRO XIMENES	0.00	0.00	0.00	0.00	0.00	0.00	0.00	0.00	0.00	0.00
PINOT BLANC	1,107.32	0.00	1,018.04	1,034.32	0.00	703.33	782.34	1,337.38	0.00	0.00
PINOT GRIS	1,089.67	0.00	1,169.66	1,189.80	0.00	1,402.38	1,381.07	1,029.34	0.00	1,255.00
PRIMOTIVO DIEGO	0.00	0.00	1,400.00	0.00	0.00	1,500.00	0.00	0.00	0.00	0.00
ROUSANNE	0.00	0.00	894.85	0.00	0.00	1,600.00	1,400.00	1,646.61	0.00	600.00
SAUVIGNON BLANC	894.33	861.47	933.20	963.54	624.65	588.48	855.65	766.97	573.63	563.97
SAUVIGNON MUSQUE	0.00	0.00	1,000.00	1,095.79	0.00	0.00	0.00	0.00	0.00	0.00
SAUVIGNON VERT	0.00	0.00	439.13	540.00	0.00	0.00	0.00	0.00	0.00	0.00
SEMILLON	824.08	952.93	906.88	1,128.69	0.00	779.75	1,000.00	522.58	0.00	648.28
ST. EMILION (UGNI BLANC)	0.00	0.00	500.00	0.00	0.00	0.00	0.00	0.00	0.00	0.00
SYLVANER	0.00	0.00	0.00	500.00	0.00	450.00	0.00	700.00	0.00	0.00
SYMPHONY	0.00	0.00	435.00	0.00	307.15	0.00	0.00	0.00	300.00	0.00
VOIGNIER	1,600.49	1,475.95	1,341.81	1,601.51	0.00	1,409.23	1,520.13	1,367.65	1,400.00	894.33
WHITE RIESLING	814.85	646.93	824.88	880.62	0.00	900.00	753.16	672.77	950.00	525.28
OTHER WHITE 1/	777.22	0.00	977.62	700.00	0.00	1,454.06	1,455.35	300.00	0.00	0.00
TOTAL WHITE	1,197.95	918.52	1,305.61	1,361.50	1,032.52	1,332.57	1,164.77	1,263.30	538.93	892.43

TABLE 6: WEIGHTED AVERAGE GROWER RETURNS PER TON DELIVERED BASIS PURCHASED FOR WINE, CONCENTRATE, JUICE, VINEGAR, AND BEVERAGE BRANDY BY CALIFORNIA PROCESSORS FROM THE 1996 CROP BY TYPE, VARIETY, AND REPORTING DISTRICT WHERE GROWN, WITH COMPARISONS

Type and Variety	1	2	3	4	5	6	7	8	9	10
	----- TONS -----									
WINE GRAPES (RED):										
AGLIANICO	0.00	0.00	0.00	0.00	0.00	0.00	0.00	0.00	0.00	1,050.00
ALÉATICO	0.00	0.00	1,000.00	0.00	0.00	0.00	0.00	600.00	0.00	0.00
ALICANTE BOUSCHET	900.00	0.00	1,140.31	0.00	1,000.00	765.63	0.00	0.00	0.00	850.00
ALVARELHAO	0.00	0.00	0.00	0.00	0.00	0.00	0.00	0.00	0.00	925.00
AMERICA	0.00	0.00	0.00	0.00	0.00	0.00	0.00	0.00	0.00	0.00
BARBERA	1,079.67	0.00	1,448.38	1,078.57	0.00	0.00	1,535.52	857.98	0.00	1,022.48
BLACK MALVOISIE	1,650.00	0.00	0.00	0.00	0.00	0.00	0.00	0.00	0.00	0.00
BRUNELLO	0.00	0.00	0.00	0.00	0.00	0.00	0.00	0.00	0.00	0.00
CABERNET FRANC	1,352.27	1,201.83	1,482.49	1,646.86	0.00	1,524.97	1,006.34	1,123.72	998.28	1,221.26
CABERNET SAUVIGNON	1,427.49	1,260.08	1,496.28	1,803.97	1,024.49	1,354.43	1,092.32	1,038.21	752.59	1,006.39
CARIGNANE	825.01	0.00	898.40	955.70	748.56	524.29	1,200.00	1,000.00	0.00	786.05
CARMINE	0.00	0.00	0.00	0.00	0.00	0.00	0.00	0.00	0.00	0.00
CARNELIAN	0.00	0.00	0.00	0.00	0.00	0.00	0.00	0.00	0.00	0.00
CENTURIAN	0.00	0.00	1,500.00	0.00	0.00	0.00	0.00	0.00	0.00	0.00
CHARBONO	1,151.88	0.00	1,400.00	1,317.29	0.00	0.00	0.00	0.00	0.00	789.81
CINSAULT	0.00	0.00	1,000.00	0.00	0.00	644.06	0.00	0.00	0.00	761.36
DOLCETTO	1,400.00	0.00	1,000.00	1,441.45	1,000.00	0.00	1,362.60	803.46	0.00	1,050.00
EARLY BURGUNDY	600.00	0.00	596.77	678.63	555.50	0.00	0.00	0.00	0.00	0.00
FREISA	0.00	0.00	0.00	0.00	0.00	1,450.00	800.00	0.00	0.00	0.00
GAMAY (NAPA)	834.12	800.00	849.83	773.71	635.25	0.00	696.26	641.03	0.00	0.00
GAMAY BEAUJOLAIS	784.69	0.00	853.73	1,600.00	0.00	0.00	537.31	1,015.47	0.00	0.00
GRENACHE	721.41	0.00	893.80	1,246.92	0.00	1,206.74	783.02	832.96	228.27	679.52
LAMBRUSCO	0.00	0.00	0.00	0.00	0.00	0.00	0.00	0.00	0.00	0.00
MALBEC	1,800.00	0.00	1,519.42	1,338.48	700.00	0.00	1,000.00	1,145.56	0.00	771.43
MATARO/MOUVEDRE	1,352.12	0.00	1,328.70	1,182.85	0.00	1,004.06	0.00	1,020.04	1,200.00	825.52
MERLOT	1,610.84	1,504.12	1,660.13	1,783.83	1,495.21	1,532.22	1,333.60	1,334.43	966.98	1,411.60
MEUNIER	1,100.00	0.00	1,043.65	1,236.95	0.00	0.00	0.00	0.00	0.00	0.00
MISSION	0.00	0.00	0.00	0.00	0.00	415.63	0.00	0.00	0.00	356.76
MUSCAT HAMBURG	0.00	0.00	1,000.00	0.00	0.00	0.00	800.00	0.00	0.00	603.30
NEBBIOLO	1,600.00	0.00	1,409.22	1,000.00	0.00	1,517.59	1,269.35	1,058.90	1,300.00	968.75
PETIT VERDOT	1,514.42	0.00	1,500.21	1,925.02	0.00	1,500.00	1,000.00	900.00	0.00	1,000.00
PETITE SIRAH	1,141.68	857.03	1,275.56	1,314.02	966.30	773.99	897.50	677.07	871.93	717.18
PFEFFER CABERNET	0.00	0.00	0.00	0.00	0.00	0.00	1,000.00	0.00	0.00	0.00
PINOT NOIR	1,336.80	0.00	1,312.16	1,398.12	1,000.00	1,684.04	1,310.71	1,584.54	1,264.02	616.96
PINOT ST GEORGE	0.00	0.00	616.18	0.00	0.00	0.00	1,250.00	0.00	0.00	0.00
REFOSCO/MONDEUSE	0.00	0.00	0.00	1,100.00	0.00	1,500.00	1,000.00	1,400.00	0.00	0.00
ROYALTY	0.00	0.00	0.00	0.00	0.00	0.00	0.00	0.00	0.00	0.00
RUBIED	0.00	0.00	0.00	0.00	0.00	1,635.00	0.00	0.00	0.00	0.00
RUBY CABERNET	0.00	0.00	0.00	0.00	0.00	0.00	0.00	0.00	0.00	0.00
SALVADOR	0.00	0.00	0.00	0.00	0.00	0.00	0.00	0.00	0.00	0.00
SANGIOVETO/SANGIOVESE	1,523.57	0.00	1,422.91	1,637.65	1,560.15	1,048.67	1,227.17	1,105.14	800.00	1,102.71
SOUZAO	0.00	0.00	0.00	0.00	0.00	0.00	1,250.00	0.00	0.00	550.00
ST MACAIRE	0.00	0.00	0.00	0.00	0.00	0.00	0.00	0.00	0.00	0.00
SYRAH/FRENCH SYRAH-SHIRAZ	1,369.16	1,200.00	1,302.86	1,636.02	430.00	1,128.31	1,211.80	1,338.74	1,108.07	1,008.50
TANNAT	0.00	0.00	1,200.00	0.00	0.00	0.00	0.00	0.00	0.00	0.00
TEMPRANILLO	0.00	0.00	1,400.00	0.00	0.00	0.00	0.00	0.00	0.00	925.00
TEROLDEGO	0.00	0.00	0.00	0.00	0.00	1,754.84	1,700.00	0.00	0.00	0.00
TINTA CAO	0.00	0.00	0.00	0.00	0.00	0.00	0.00	0.00	0.00	584.92
TINTA MADEIRA	0.00	0.00	0.00	0.00	0.00	0.00	0.00	0.00	0.00	0.00
TOURIGA	0.00	0.00	0.00	0.00	0.00	0.00	0.00	0.00	0.00	550.00
VALDEPENAS	0.00	0.00	0.00	0.00	0.00	0.00	0.00	0.00	0.00	0.00
ZINFANDEL	1,033.94	692.12	1,221.45	877.33	692.59	1,054.23	867.58	613.75	354.63	808.48
OTHER RED <u>1/</u>	592.86	0.00	1,381.56	1,146.54	0.00	789.76	1,306.08	904.29	361.52	876.19
TOTAL RED	1,153.76	1,138.69	1,407.64	1,579.93	1,002.74	1,198.27	1,111.09	1,010.40	422.41	863.34
TOTAL WINE	1,174.51	1,022.90	1,358.63	1,509.59	1,019.54	1,257.40	1,143.71	1,138.37	444.73	868.01
TOTAL ALL VARIETIES	1,174.51	1,022.60	1,358.63	1,509.59	1,019.54	1,257.40	1,143.71	1,138.37	444.75	868.01

**TABLE 6: WEIGHTED AVERAGE GROWER RETURNS PER TON DELIVERED BASIS PURCHASED FOR
WINE, CONCENTRATE, JUICE, VINEGAR, AND BEVERAGE BRANDY BY CALIFORNIA PROCESSORS
FROM THE 1996 CROP BY TYPE, VARIETY, AND REPORTING DISTRICT WHERE GROWN, WITH COMPARISONS**

Type and Variety	11	12	13	14	15	16	17	1996 State Total	1995 State Total
	----- TONS -----								
RAISIN GRAPES:									
BLACK CORINTH (ZANTES)	0.00	0.00	204.68	195.50	0.00	0.00	0.00	204.48	150.12
FIESTA	0.00	0.00	185.96	0.00	0.00	0.00	0.00	185.96	168.27
SULTANAS	0.00	0.00	185.00	0.00	0.00	0.00	0.00	185.00	160.00
THOMPSON SEEDLESS	165.00	182.21	190.77	192.64	0.00	205.40	0.00	190.88	164.09
TOTAL RAISIN	165.00	182.21	190.74	192.64	0.00	205.40	0.00	190.86	163.83
TABLE GRAPES:									
AMERICAN ROSE	0.00	0.00	0.00	0.00	0.00	0.00	0.00	0.00	140.00
AUTUMN SEEDLESS	0.00	0.00	0.00	200.16	0.00	0.00	0.00	200.16	0.00
BLACK MONUKKA	0.00	0.00	182.09	0.00	0.00	0.00	0.00	182.09	159.12
BLACK PRINCE/ROSE OF PERU	0.00	0.00	0.00	0.00	0.00	0.00	0.00	0.00	180.00
BLACK SEEDLESS	0.00	0.00	200.00	188.00	0.00	0.00	0.00	198.58	153.30
CALMERIA	0.00	0.00	185.00	180.41	0.00	0.00	0.00	182.95	141.34
CARDINAL	0.00	0.00	0.00	0.00	0.00	0.00	0.00	0.00	153.99
CHRISTMAS ROSE	0.00	0.00	195.54	190.22	0.00	0.00	0.00	191.04	138.78
CONCORD	0.00	0.00	0.00	0.00	0.00	0.00	0.00	0.00	138.00
CRIMSON	0.00	0.00	190.00	200.00	0.00	0.00	0.00	199.09	150.00
EMPERATRIZ	0.00	0.00	0.00	200.00	0.00	0.00	0.00	200.00	145.10
EMPEROR	0.00	0.00	170.86	185.85	0.00	0.00	0.00	184.87	134.28
EXOTIC	0.00	0.00	0.00	172.54	200.43	192.84	0.00	182.91	124.86
FANTASY	0.00	0.00	185.00	0.00	0.00	214.26	0.00	195.82	163.95
FLAME SEEDLESS	0.00	0.00	187.14	186.24	211.10	201.06	0.00	192.22	147.74
FLAME TOKAY	179.83	0.00	0.00	0.00	0.00	0.00	185.00	179.85	158.97
GOLDEN MUSCAT	0.00	0.00	0.00	0.00	0.00	0.00	0.00	0.00	175.20
ITALIA	0.00	0.00	172.46	189.55	0.00	0.00	0.00	179.53	153.19
PERLETTE	0.00	0.00	200.00	189.08	0.00	195.79	0.00	195.52	150.00
QUEEN	0.00	0.00	0.00	187.00	0.00	0.00	0.00	187.00	142.10
RED GLOBE/ROSE-ITO	0.00	0.00	171.12	182.25	0.00	0.00	0.00	181.86	134.00
RED MALAGA	0.00	0.00	185.00	0.00	0.00	0.00	0.00	185.00	145.50
RED SEEDLESS	0.00	0.00	0.00	158.10	0.00	0.00	0.00	158.10	144.20
RIBIER	100.00	185.00	0.00	181.17	0.00	0.00	0.00	181.52	140.04
RUBY SEEDLESS/KING RUBY	0.00	195.50	192.36	164.27	0.00	0.00	0.00	173.71	158.82
SUPERIOR SEEDLESS	0.00	0.00	0.00	175.00	0.00	0.00	0.00	175.00	150.00
WHITE MALAGA	0.00	0.00	185.31	187.51	0.00	0.00	0.00	186.28	156.03
OTHER TABLE <u>1/</u>	0.00	197.89	190.80	197.41	0.00	185.94	0.00	191.98	170.40
TOTAL TABLE	179.83	195.03	190.09	187.18	210.92	199.52	185.00	187.99	162.18
WINE GRAPES (WHITE):									
BURGER	196.90	200.00	175.00	172.94	249.48	0.00	0.00	188.79	177.18
CHARDONNAY	772.67	710.78	686.86	719.63	2,000.00	981.61	796.69	1,129.75	893.29
CHASSELAS DORE	0.00	0.00	0.00	0.00	0.00	0.00	0.00	0.00	125.00
CHENIN BLANC	360.86	287.40	237.94	228.86	175.00	472.31	454.66	282.70	204.54
EMERALD RIESLING	0.00	0.00	200.00	209.27	0.00	0.00	0.00	208.29	165.83
FEHER SZAGOS	0.00	0.00	185.00	0.00	0.00	0.00	0.00	185.00	160.00
FLORA	0.00	0.00	0.00	0.00	0.00	0.00	0.00	1,130.30	1,028.40
FRENCH COLOMBARD	270.16	222.88	204.02	196.10	0.00	0.00	238.98	210.42	167.84
GEWURZTRAMINER	0.00	0.00	0.00	0.00	0.00	0.00	0.00	822.73	662.98
GRAY RIESLING	191.39	0.00	0.00	0.00	0.00	0.00	0.00	543.51	377.90
GRECO	0.00	0.00	0.00	0.00	0.00	0.00	0.00	1,400.00	0.00
GREEN HUNGARIAN	0.00	225.00	0.00	210.00	0.00	0.00	0.00	223.94	194.64
INZOLIA	0.00	0.00	0.00	0.00	0.00	0.00	0.00	1,200.00	1,200.00
KLEINBERGER	0.00	0.00	0.00	0.00	0.00	0.00	0.00	1,000.00	1,000.00
MALVASIA BIANCA	300.00	300.15	246.60	200.48	0.00	0.00	0.00	294.19	225.43
MARSANNE	0.00	0.00	0.00	0.00	0.00	0.00	0.00	1,166.10	1,103.45
MELON	0.00	0.00	0.00	0.00	0.00	0.00	0.00	929.68	861.38
MUSCAT BLANC/M CANELLI	418.92	400.00	351.08	369.40	636.79	713.26	0.00	465.54	375.57
MUSCAT OF ALEXANDRIA	0.00	225.00	230.81	229.69	0.00	575.00	0.00	230.34	181.18
MUSCAT ORANGE	0.00	405.26	318.63	0.00	0.00	0.00	0.00	573.96	378.88
PALOMINO/G CHASSELAS	206.09	185.00	187.50	0.00	156.83	150.00	0.00	188.55	159.69
PEDRO XIMENES	0.00	0.00	0.00	0.00	150.00	0.00	0.00	150.00	125.00
PINOT BLANC	0.00	0.00	0.00	0.00	0.00	893.29	0.00	942.06	793.47
PINOT GRIS	0.00	0.00	0.00	0.00	0.00	0.00	0.00	1,226.27	1,118.44
PRIMOTIVO DIEGO	800.00	0.00	0.00	0.00	0.00	0.00	0.00	1,031.25	1,000.00
ROUSANNE	0.00	0.00	0.00	0.00	0.00	1,258.18	0.00	1,457.39	1,258.18
SAUVIGNON BLANC	541.59	443.54	306.70	309.28	0.00	559.63	543.98	703.38	530.70
SAUVIGNON MUSQUE	0.00	0.00	0.00	0.00	0.00	0.00	0.00	1,071.24	1,003.00
SAUVIGNON VERT	0.00	0.00	0.00	0.00	0.00	0.00	0.00	444.33	367.16
SEMILLON	392.47	355.89	285.00	180.00	0.00	600.00	570.00	485.02	394.19
ST. EMILION (UGNI BLANC)	0.00	0.00	218.73	0.00	0.00	0.00	0.00	222.62	174.35
SYLVANER	0.00	0.00	0.00	0.00	0.00	0.00	0.00	658.01	476.45
SYMPHONY	305.89	352.57	272.82	0.00	0.00	0.00	301.88	292.20	259.60
VIIGNIER	1,000.00	0.00	1,122.97	0.00	0.00	1,007.87	0.00	1,319.64	1,249.20
WHITE RIESLING	750.00	0.00	0.00	0.00	0.00	575.21	0.00	749.57	484.17
OTHER WHITE <u>1/</u>	468.62	313.29	199.88	200.00	300.00	0.00	0.00	578.50	220.80
TOTAL WHITE	553.30	342.19	228.50	214.20	271.63	925.77	671.53	469.42	350.58

TABLE 6: WEIGHTED AVERAGE GROWER RETURNS PER TON DELIVERED BASIS PURCHASED FOR WINE, CONCENTRATE, JUICE, VINEGAR, AND BEVERAGE BRANDY BY CALIFORNIA PROCESSORS FROM THE 1996 CROP BY TYPE, VARIETY, AND REPORTING DISTRICT WHERE GROWN, WITH COMPARISONS

Type and Variety	11	12	13	14	15	16	17	1996 State Total	1995 State Total
	----- TONS -----								
WINE GRAPES (RED):									
AGLIANICO	0.00	0.00	0.00	0.00	0.00	0.00	0.00	1,050.00	0.00
ALEATICO	0.00	0.00	457.50	0.00	725.00	0.00	0.00	498.70	303.77
ALICANTE BOUSCHET	582.43	900.00	288.21	291.18	420.28	425.00	0.00	407.21	265.85
ALVARELHAO	800.00	0.00	0.00	0.00	0.00	0.00	0.00	853.57	700.00
AMERICA	0.00	0.00	0.00	0.00	0.00	0.00	0.00	0.00	821.13
BARBERA	651.23	310.15	287.83	286.01	0.00	862.40	0.00	295.72	252.62
BLACK MALVOISIE	0.00	0.00	0.00	275.00	0.00	0.00	0.00	277.14	251.39
BRUNELLO	0.00	0.00	0.00	0.00	0.00	0.00	0.00	0.00	800.00
CABERNET FRANC	557.33	0.00	0.00	0.00	0.00	963.45	0.00	1,280.27	1,091.90
CABERNET SAUVIGNON	796.27	660.65	645.97	697.03	2,000.00	1,011.79	711.01	1,089.62	867.43
CARIGNANE	395.27	334.61	282.04	247.60	479.21	455.91	0.00	366.50	270.43
CARMINE	0.00	0.00	367.00	0.00	0.00	1,000.00	0.00	374.41	357.01
CARNELIAN	0.00	250.00	294.94	293.78	0.00	0.00	0.00	294.21	223.53
CENTURIAN	0.00	0.00	286.52	0.00	0.00	0.00	0.00	290.90	242.92
CHARBONO	0.00	0.00	0.00	0.00	0.00	0.00	0.00	1,249.26	884.86
CINSAULT	0.00	0.00	0.00	0.00	781.18	1,000.00	0.00	831.44	632.55
DOLCETTO	0.00	0.00	0.00	0.00	0.00	0.00	0.00	1,132.38	950.98
EARLY BURGUNDY	800.00	0.00	0.00	0.00	0.00	0.00	0.00	615.03	450.86
FREISA	0.00	0.00	0.00	0.00	0.00	0.00	0.00	1,074.44	0.00
GAMAY (NAPA)	700.00	0.00	275.00	325.00	0.00	400.00	350.00	630.72	495.57
GAMAY BEAUJOLAIS	0.00	0.00	0.00	0.00	0.00	0.00	0.00	653.70	559.79
GRENACHE	266.56	268.21	250.22	234.39	456.85	543.27	0.00	256.32	181.48
LAMBRUSCO	0.00	0.00	0.00	0.00	0.00	0.00	0.00	0.00	500.00
MALBEC	0.00	0.00	0.00	0.00	0.00	0.00	0.00	1,369.78	1,185.58
MATARO/MOUVEDRE	729.63	0.00	0.00	0.00	550.00	471.51	0.00	876.63	867.67
MERLOT	917.35	819.23	902.63	1,094.23	0.00	1,262.24	903.03	1,181.46	1,097.41
MEUNIER	0.00	0.00	0.00	0.00	0.00	0.00	0.00	1,138.49	897.95
MISSION	210.00	224.44	226.21	0.00	275.60	175.00	0.00	232.01	179.45
MUSCAT HAMBURG	0.00	469.86	600.00	0.00	0.00	0.00	0.00	535.84	434.01
NEBBIOLO	0.00	0.00	0.00	0.00	0.00	1,010.53	0.00	1,170.21	966.11
PETIT VERDOT	0.00	0.00	0.00	0.00	0.00	0.00	0.00	1,568.05	1,412.36
PETITE SIRAH	625.14	643.81	300.00	300.00	0.00	850.00	654.63	829.23	647.32
PFEFFER CABERNET	0.00	0.00	0.00	0.00	0.00	0.00	0.00	1,000.00	1,050.00
PINOT NOIR	0.00	600.00	275.00	0.00	0.00	0.00	0.00	1,341.34	1,018.49
PINOT ST GEORGE	0.00	0.00	0.00	0.00	0.00	0.00	0.00	760.23	600.00
REFOSCO/MONDEUSE	0.00	0.00	0.00	0.00	0.00	0.00	0.00	1,033.42	901.61
ROYALTY	0.00	361.11	349.84	317.66	0.00	0.00	0.00	339.68	334.38
RUBIRED	390.30	361.04	352.96	352.26	0.00	0.00	400.00	353.24	348.95
RUBY CABERNET	516.79	402.62	351.52	403.46	0.00	0.00	0.00	373.45	305.40
SALVADOR	350.00	0.00	300.00	308.26	0.00	425.00	0.00	307.97	323.34
SANGIOVETO/SANGIOVESE	949.11	600.00	900.00	0.00	0.00	1,143.56	0.00	1,141.06	1,231.42
SOUZAO	800.00	0.00	278.06	0.00	0.00	0.00	0.00	553.47	295.79
ST MACAIRE	0.00	0.00	0.00	0.00	0.00	0.00	0.00	0.00	225.00
SYRAH/FRENCH SYRAH-SHIRAZ	954.36	600.00	200.00	600.00	0.00	1,111.31	0.00	1,073.85	1,010.11
TANNAT	0.00	0.00	0.00	0.00	0.00	0.00	0.00	1,200.00	1,200.00
TEMPRANILLO	0.00	462.00	350.00	420.00	0.00	0.00	0.00	741.72	0.00
TEROLDEGO	0.00	0.00	0.00	0.00	0.00	0.00	0.00	1,720.48	0.00
TINTA CAO	0.00	0.00	315.00	0.00	0.00	0.00	0.00	434.97	572.41
TINTA MADEIRA	0.00	0.00	315.00	0.00	0.00	0.00	0.00	315.00	0.00
TOURIGA	800.00	0.00	315.00	0.00	0.00	0.00	0.00	356.77	664.58
VALDEPENAS	350.00	357.81	0.00	330.57	0.00	0.00	0.00	348.11	252.61
ZINFANDEL	588.75	424.74	434.36	411.50	778.55	749.71	465.22	564.83	521.15
OTHER RED ^{1/}	579.68	296.65	191.50	188.94	275.00	552.48	0.00	233.62	305.76
TOTAL RED	669.23	440.56	337.23	380.65	604.17	842.71	731.44	610.51	515.38
TOTAL WINE	628.06	391.73	277.75	288.95	569.45	899.26	687.22	540.21	428.50
TOTAL ALL VARIETIES	598.00	384.65	241.43	264.71	405.38	645.90	685.89	452.49	375.63

^{1/} Other categories include minor varieties as well as mixed varieties.

**TABLE 7: TONS OF GRAPES PURCHASED BY CALIFORNIA WINERIES AS DISTILLING MATERIAL
OTHER THAN BEVERAGE BRANDY FROM THE 1996 CROP BY TYPE AND VARIETY, WITH COMPARISONS**

Type and Variety	Distilling Material Purchased		Average Degrees Brix Distilling		Average Price Per Ton	
	1996	1995	1996	1995	1996	1995
RAISIN GRAPES:	-- TONS --		-- DEGREES BRIX --		-- DOLLARS --	
BLACK CORINTH (ZANTES)	0.0	4.2	0.0	26.5	0.00	150.00
THOMPSON SEEDLESS	5.4	18,081.6	20.5	21.5	150.00	172.28
FIESTA	4,328.7	606.8	22.6	23.0	195.98	176.00
TOTAL RAISIN	4,334.1	18,692.6	22.6	21.5	195.92	172.40
TABLE GRAPES:						
BLACK MONUKKA	826.6	10.9	20.0	23.0	185.00	176.00
MARROO	0.0	32.3	0.0	24.1	0.00	50.00
RUBY SEEDLESS/KING RUBY	0.0	9.5	0.0	17.8	0.00	36.00
WHITE MALAGA	446.4	0.0	20.7	0.0	185.00	0.00
PACKINGHOUSE CULLS	0.0	1,129.7	0.0	20.0	0.00	40.00
OTHER TABLE <u>1/</u>	78.0	94.0	17.8	19.2	88.93	57.70
TOTAL TABLE	1,351.0	1,276.4	20.1	20.1	179.45	42.69
WINE GRAPES (WHITE):						
CHENIN BLANC	20.2	17.7	19.5	21.8	97.50	72.13
FRENCH COLOMBARD	2,013.9	5,860.5	21.4	20.6	199.77	148.69
SYMPHONY	26.6	6.9	21.8	19.0	237.50	200.00
OTHER WHITE <u>1/</u>	19.3	0.0	14.0	0.0	100.00	0.00
TOTAL WHITE	2,080.0	5,885.1	21.4	20.6	198.33	148.52
WINE GRAPES (RED):						
RUBIRED	0.0	5.3	0.0	23.4	0.00	70.21
SALVADOR	0.0	6.4	0.0	24.3	0.00	72.91
ZINFANDEL	0.0	13.1	0.0	18.8	0.00	56.40
OTHER RED <u>1/</u>	189.6	0.0	19.9	0.0	129.03	0.00
TOTAL RED	189.6	24.8	19.9	21.2	129.03	63.61
TOTAL WINE	2,269.6	5,909.9	21.2	20.6	192.54	148.16
TOTAL ALL VARIETIES	7,954.7	25,878.9	21.8	21.3	192.16	160.47

1/ Other categories include minor varieties as well as mixed varieties.

TABLE 8: BASE PRICE PAID TO GROWERS FOR GRAPES CRUSHED AND DELIVERED TO CALIFORNIA PROCESSORS FROM THE 1996 CROP WITH BRIX FACTORS AND PURCHASED TONNAGE, BY TYPE, VARIETY, REPORTING DISTRICT WHERE GROWN, AND WEIGHTED AVERAGE BASE PRICE.

District, Type, and Variety	Base Price Per Ton	Brix Factors	Tons	District, Type, and Variety	Base Price Per Ton	Brix Factors	Tons
	DOLLARS	CODE a/			DOLLARS	CODE a/	
DISTRICT 01				CHARDONNAY			
WINE GRAPES (WHITE)				(Cont' d.)			
BURGER	550.00	0010	6.7	1,760.00	0010		65.0
WTD. AVG. BASE	550.00		6.7	1,760.00	0430		68.8
CHARDONNAY	800.00	0010	2.5	1,800.00	0010		36.7
	1,000.00	0910	238.5	1,800.00	0770		81.6
	1,046.29	7063	346.1	1,800.00	0855		29.0
	1,098.49	0200	227.0	1,800.00	0870		2.8
	1,100.00	0910	50.8	1,800.00	0910		91.6
	1,110.44	0010	59.6	1,800.00	4840		130.7
	1,110.44	0880	1,911.3	1,800.00	7053		211.4
	1,177.00	7053	17.4	1,800.00	7745		230.9
	1,200.00	0010	28.3	1,840.00	0430		121.9
	1,200.00	0910	1,468.3	1,840.00	5105		217.5
	1,200.00	1085	67.7	1,850.00	1000		17.8
	1,200.00	7063	1.1	1,900.00	0855		39.5
	1,207.90	0200	15.0	2,000.00	7745		103.1
	1,274.15	0860	241.6	2,040.67	1000		19.6
	1,300.00	0010	20.6	2,127.50	7348		6.3
	1,300.00	0910	289.6				
	1,300.00	1000	90.4	WTD. AVG. BASE	1,397.41		13,645.1
	1,300.00	2215	15.7	CHENIN BLANC	500.00	0725	11.3
	1,300.00	7063	98.7		600.00	0010	207.0
	1,315.00	7063	5.4		600.00	0725	40.5
	1,325.00	7745	16.1		600.00	0780	12.8
	1,350.00	0200	294.7		600.00	4980	20.1
	1,350.00	0920	19.1		600.00	5135	38.5
	1,350.00	2215	11.0		625.00	0010	383.6
	1,362.22	0930	454.7		650.00	4880	123.0
	1,375.00	0910	21.0		700.00	0670	75.9
	1,400.00	0010	336.6		700.00	4840	178.3
	1,400.00	0430	66.4		750.00	0010	11.5
	1,400.00	0780	25.1		800.00	0010	61.5
	1,400.00	0910	178.6		805.00	5105	15.4
	1,400.00	1000	38.0		850.00	0010	18.2
	1,400.00	7053	23.4		850.00	7745	43.4
	1,400.00	7745	585.7	WTD. AVG. BASE	658.51		1,241.0
	1,414.00	7063	37.8	FLORA	750.00	0010	3.9
	1,425.00	7745	3.1	WTD. AVG. BASE	750.00		3.9
	1,428.00	0990	196.1	FRENCH COLOMBARD	400.00	0725	34.8
	1,428.00	7745	505.0		436.42	0610	57.4
	1,450.00	0010	53.7		450.00	0745	15.9
	1,450.00	7039	65.5		500.00	0010	11.3
	1,450.00	7235	77.2		500.00	0780	13.1
	1,450.00	7745	332.5		525.00	0010	43.0
	1,500.00	0010	819.5		525.00	2658	235.9
	1,500.00	0780	46.3		525.00	2660	44.6
	1,500.00	0870	6.2		579.92	0780	143.3
	1,500.00	0910	5.9		625.00	2680	16.4
	1,500.00	7745	132.4		650.00	0010	97.7
	1,500.00	7753	869.0		650.00	0725	26.3
	1,540.00	7745	152.5		650.00	0780	3.2
	1,550.00	2100	46.3		650.00	2753	90.2
	1,550.00	7745	177.6		650.00	4880	181.8
	1,600.00	0010	244.4		650.00	7745	6.4
	1,600.00	0395	7.6		750.00	0735	45.1
	1,600.00	0910	6.2	WTD. AVG. BASE	580.44		1,066.4
	1,600.00	0920	51.3	GEWURZTRAMNER	600.00	0755	351.2
	1,600.00	7745	233.8		657.99	0010	30.7
	1,650.00	7053	35.4		850.00	0010	14.9
	1,675.00	0010	143.9		850.00	0780	14.4
	1,700.00	0010	32.3		875.00	0655	4.8
	1,700.00	0910	549.6		900.00	0010	60.7
	1,700.00	7053	28.3		900.00	0840	6.9
	1,750.00	6275	45.5		915.00	7930	14.8
					950.00	0010	93.6

TABLE 8: BASE PRICE PAID TO GROWERS FOR GRAPES CRUSHED AND DELIVERED TO CALIFORNIA PROCESSORS FROM THE 1996 CROP WITH BRIX FACTORS AND PURCHASED TONNAGE, BY TYPE, VARIETY, REPORTING DISTRICT WHERE GROWN, AND WEIGHTED AVERAGE BASE PRICE.

District, Type, and Variety	Base Price Per Ton	Brix Factors	Tons	District, Type, and Variety	Base Price Per Ton	Brix Factors	Tons
	DOLLARS	CODE <u>a/</u>			DOLLARS	CODE <u>a/</u>	
DISTRICT 01 (Cont' d.)				SAUVIGNON BLANC (Cont' d.)			
GEWURZTRAMNER (Cont' d.)	950.00	0840	7.1		950.00	0770	16.0
	990.00	0010	92.9		950.00	0910	122.1
	1,000.00	0010	13.7		950.00	6130	52.8
	1,000.00	0910	87.9		950.00	6275	11.4
	1,000.00	0920	.9		1,000.00	6275	2.7
	1,000.00	7745	12.2		1,100.00	0010	39.2
	1,035.00	4850	40.7		1,100.00	0580	3.4
	1,050.00	0920	12.9		1,100.00	0760	29.1
	1,100.00	0755	5.7		1,100.00	0770	3.5
	1,100.00	0920	5.9		1,100.00	0780	10.6
WTD. AVG. BASE	808.78		871.9		1,100.00	0835	210.0
GRAY RIESLING	800.00	0010	64.5		1,100.00	6130	35.1
WTD. AVG. BASE	800.00		64.5		1,150.00	0010	7.1
GREEN HUNGARIAN	600.00	0355	5.5		1,200.00	0010	211.2
WTD. AVG. BASE	600.00		5.5		1,210.00	0010	.2
MARSANNE	1,000.00	0760	5.7		1,265.00	5105	106.5
WTD. AVG. BASE	1,000.00		5.7		1,300.00	6125	35.2
MUSCAT BLANC/ M CANELLI	900.00	0720	13.0		1,300.00	7243	6.7
	950.00	0760	56.1		1,400.00	0910	10.7
	1,540.00	0010	5.3	WTD. AVG. BASE	889.37		2,875.8
WTD. AVG. BASE	983.29		74.4	SEMILLON	550.00	0010	7.0
PINOT BLANC	1,009.31	0900	85.7		777.60	0760	23.6
	1,400.00	0010	20.5		800.00	0720	27.4
WTD. AVG. BASE	1,084.73		106.2		900.00	0910	10.5
PINOT GRIS	1,000.00	0010	12.4		1,100.00	0770	1.8
	1,200.00	0010	3.0		1,100.00	0780	4.0
	1,350.00	0010	2.7		1,200.00	0010	3.4
	1,870.00	0010	.1	WTD. AVG. BASE	824.08		77.7
WTD. AVG. BASE	1,089.67		18.2	VIOGNIER	1,400.00	0920	3.2
SAUVIGNON BLANC	550.00	0010	56.0		1,400.00	1085	7.8
	600.00	0010	59.5		1,450.00	7745	1.7
	604.37	0010	113.3		1,600.00	0010	14.6
	608.22	0010	60.3		1,700.00	0910	1.2
	608.22	0200	82.5		1,800.00	0010	1.8
	608.22	0760	238.4	WTD. AVG. BASE	1,534.82		30.3
	663.10	0755	19.3	WHITE RIESLING	300.00	7745	6.9
	696.00	0670	26.7		639.72	0010	26.0
	725.00	0720	76.6		639.75	0610	183.5
	800.00	0010	11.3		719.00	0890	16.6
	800.00	0910	66.5		750.00	0010	13.1
	810.40	0760	56.5		750.00	0800	17.7
	850.00	0010	48.6		800.00	0715	68.1
	850.00	0780	70.0		850.00	0010	9.1
	850.00	0845	50.2		900.00	0715	33.5
	850.00	6275	115.2		900.00	0955	7.6
	850.00	7745	126.7		990.00	0010	.4
	900.00	0010	47.2		1,000.00	0010	75.2
	900.00	0845	79.9		1,000.00	6385	4.5
	900.00	0855	322.3		1,000.00	7039	.8
	900.00	0920	36.7		1,000.00	7745	4.7
	900.00	4850	25.5		1,300.00	0010	6.1
	900.00	7095	59.7		1,750.00	0010	11.5
	950.00	0010	113.4		1,800.00	0010	2.5
				WTD. AVG. BASE	796.41		487.8
				OTHER WHITE	550.00	4880	48.4
					850.00	0010	7.4
					900.00	0010	16.6
					950.00	0010	11.5
					1,000.00	0010	2.6
					1,400.00	0010	9.4
				WTD. AVG. BASE	777.22		95.9

TABLE 8: BASE PRICE PAID TO GROWERS FOR GRAPES CRUSHED AND DELIVERED TO CALIFORNIA PROCESSORS FROM THE 1996 CROP WITH BRIX FACTORS AND PURCHASED TONNAGE, BY TYPE, VARIETY, REPORTING DISTRICT WHERE GROWN, AND WEIGHTED AVERAGE BASE PRICE.

District, Type, and Variety	Base Price Per Ton	Brix Factors	Tons	District, Type, and Variety	Base Price Per Ton	Brix Factors	Tons
	DOLLARS	CODE <u>a/</u>			DOLLARS	CODE <u>a/</u>	
DI STRICT 01 (Cont ' d.)				CABERNET			
WINE GRAPES (RED)				SAUVIGNON			
ALICANTE	900.00	0010	.6	(Cont ' d.)	1,800.00	0010	20.1
BOUSCHET					1,800.00	7745	18.3
WTD. AVG. BASE	900.00		.6		1,955.00	5105	56.0
BARBERA	900.00	0010	9.3		2,000.00	0010	114.1
	999.12	0010	22.6		2,000.00	0125	8.0
	1,200.00	0010	4.9		2,000.00	0920	18.3
	1,200.00	0780	21.0		2,000.00	7243	40.3
	1,300.00	0780	1.7	WTD. AVG. BASE	1,417.32		3,984.5
WTD. AVG. BASE	1,079.67		59.5	CARIGNANE	600.00	0010	28.0
BLACK MALVOISIE	1,650.00	0010	.5		604.37	0845	2.0
WTD. AVG. BASE	1,650.00		.5		744.93	0770	394.8
CABERNET FRANC	893.69	1000	17.5		750.00	0780	2.4
	1,000.00	0910	56.6		775.00	0780	44.3
	1,000.00	1180	14.0		800.00	0910	784.3
	1,550.00	0010	6.1		800.00	0920	7.9
	1,600.00	0010	30.8		800.00	7090	1,863.1
	1,600.00	7753	83.4		850.00	0010	176.8
	1,700.00	0780	5.0		850.00	0780	4.2
WTD. AVG. BASE	1,344.49		213.4		850.00	0920	94.3
CABERNET	600.00	0430	6.3		850.00	0925	.6
SAUVIGNON	1,000.00	0010	234.3		850.00	7745	147.0
	1,000.00	1085	43.0		900.00	0010	71.9
	1,036.00	0890	11.9		900.00	0780	67.1
	1,036.63	0010	34.9		900.00	0920	110.2
	1,036.63	0910	492.2		900.00	0925	83.0
	1,036.64	0200	85.4		900.00	7090	148.5
	1,043.23	0010	55.2		900.00	7243	332.3
	1,150.00	0920	2.5		1,000.00	0010	1.2
	1,166.00	7755	82.5		1,000.00	0910	45.8
	1,200.00	0910	106.2		1,000.00	7063	105.0
	1,261.40	0920	77.5		1,000.00	7240	20.7
	1,261.50	0010	44.9		1,035.00	5105	9.3
	1,261.60	0010	12.2		1,200.00	0010	1.1
	1,263.92	0800	295.2		1,250.00	7745	9.0
	1,350.00	0010	18.6		1,300.93	0010	7.0
	1,362.00	0920	26.4	WTD. AVG. BASE	825.91		4,561.8
	1,387.60	0010	37.0	CHARBONO	1,120.00	0550	43.2
	1,400.00	0910	62.2		1,200.00	0910	12.6
	1,400.00	7755	33.4		1,200.00	2753	13.2
	1,500.00	0010	125.0		1,275.00	0780	1.1
	1,500.00	0910	349.9	WTD. AVG. BASE	1,151.88		70.1
	1,515.00	7755	15.0	DOLCETTO	1,400.00	0010	15.0
	1,525.00	7243	18.8	WTD. AVG. BASE	1,400.00		15.0
	1,550.00	0010	21.0	EARLY BURGUNDY	600.00	7090	12.0
	1,550.00	7039	44.4	WTD. AVG. BASE	600.00		12.0
	1,550.00	7745	241.8	GAMAY (NAPA)	600.00	0715	27.0
	1,556.90	0010	22.3		800.00	0010	68.8
	1,600.00	0010	224.7		816.51	0650	35.5
	1,600.00	0780	33.2		900.00	0735	6.6
	1,600.00	0910	19.4		900.00	2257	69.0
	1,600.00	7243	8.8		900.00	7090	24.6
	1,600.00	7745	206.7		1,000.00	0010	7.0
	1,600.00	7754	110.6		1,000.00	2257	14.3
	1,650.00	0010	11.8	WTD. AVG. BASE	837.45		252.8
	1,700.00	0010	35.9	GAMAY	637.78	0760	29.1
	1,700.00	0780	4.2	BEAUJOLAIS	1,120.00	0010	5.6
	1,700.00	0910	307.3	WTD. AVG. BASE	715.60		34.7

TABLE 8: BASE PRICE PAID TO GROWERS FOR GRAPES CRUSHED AND DELIVERED TO CALIFORNIA PROCESSORS FROM THE 1996 CROP WITH BRIX FACTORS AND PURCHASED TONNAGE, BY TYPE, VARIETY, REPORTING DISTRICT WHERE GROWN, AND WEIGHTED AVERAGE BASE PRICE.

District, Type, and Variety	Base Price Per Ton	Brix Factors	Tons	District, Type, and Variety	Base Price Per Ton	Brix Factors	Tons
	DOLLARS	CODE <u>a/</u>			DOLLARS	CODE <u>a/</u>	
DISTRICT 01 (Cont' d.)				PETITE SIRAH	900.00	7243	3.0
					986.83	0010	92.8
					1,000.00	0910	38.2
GRENACHE	600.00	7090	41.6		1,000.00	0930	3.8
	604.37	0845	.4		1,000.00	1010	58.5
	650.00	0910	63.9		1,000.00	1015	.2
	850.00	0010	11.4		1,000.00	7090	233.7
	950.00	7745	15.0		1,080.40	0920	115.2
	1,250.00	0010	4.8		1,100.00	0920	68.7
	1,650.00	0010	2.4		1,120.00	0930	79.3
WTD. AVG. BASE	721.41		139.5		1,200.00	0010	22.3
					1,200.00	0855	19.9
MALBEC	1,800.00	0780	5.4		1,200.00	0920	3.0
					1,250.00	0770	5.0
WTD. AVG. BASE	1,800.00		5.4		1,250.00	7745	15.7
					1,300.00	0010	73.4
MATARO/MOUVEDRE	1,300.00	7745	7.7		1,300.00	0780	9.8
	1,450.00	0010	4.1		1,450.00	0010	10.4
WTD. AVG. BASE	1,352.12		11.8		1,600.00	0010	28.0
					1,650.00	7745	18.2
MERLOT	1,000.00	0010	115.4		2,000.00	0010	30.7
	1,200.00	0010	30.7	WTD. AVG. BASE	1,137.39		930.3
	1,250.00	0920	2.4	PETIT VERDOT	1,407.05	0010	12.5
	1,348.62	0010	19.5		1,800.00	0780	4.7
	1,381.32	0010	25.2	WTD. AVG. BASE	1,514.43		17.2
	1,381.32	0910	88.6	PINOT NOIR	752.22	0010	13.5
	1,400.00	0010	277.0		800.00	0920	18.1
	1,400.00	0910	.3		856.00	7243	26.8
	1,417.00	0910	31.5		950.00	0010	20.7
	1,436.55	0580	144.6		1,000.00	0010	10.0
	1,474.00	7243	124.6		1,055.35	0920	105.7
	1,476.23	0010	35.7		1,150.00	7745	137.6
	1,500.00	0010	50.8		1,200.00	0010	233.3
	1,500.00	1085	41.3		1,200.00	1085	7.7
	1,550.00	7745	10.2		1,200.00	7745	16.4
	1,600.00	0010	8.7		1,250.00	0010	20.5
	1,600.00	0920	2.2		1,250.00	0780	.9
	1,600.00	7243	22.8		1,250.00	0920	10.8
	1,600.00	7745	179.5		1,300.00	0010	25.2
	1,605.00	7243	7.2		1,300.00	7745	21.4
	1,650.00	7243	3.2		1,300.00	7754	345.6
	1,650.00	7745	19.7		1,350.00	0010	10.7
	1,700.00	0010	41.0		1,350.00	0920	7.3
	1,700.00	0780	21.2		1,350.00	1015	20.7
	1,700.00	0910	405.5		1,400.00	0010	38.8
	1,700.00	7745	116.1		1,400.00	0395	10.7
	1,700.00	7754	27.2		1,400.00	0430	38.7
	1,750.00	0010	39.0		1,400.00	0910	17.6
	1,750.00	7243	23.9		1,400.00	0915	27.8
	1,800.00	0010	51.9		1,400.00	1015	11.8
	1,800.00	0780	8.1		1,400.00	7745	85.3
	1,800.00	7745	51.4		1,500.00	0010	19.9
	1,850.00	7745	63.8		1,500.00	0910	8.2
	1,900.00	7243	20.5		1,500.00	7745	136.0
	1,950.00	0010	15.9		1,540.00	0010	41.9
	2,000.00	0010	38.5		1,540.00	0430	9.6
	2,000.00	0910	87.7		1,600.00	0010	4.0
	2,000.00	7243	69.0		1,600.00	7053	25.3
	2,000.00	7745	40.1		1,600.00	7745	2.9
	2,500.00	1010	27.2		1,610.00	0430	77.3
WTD. AVG. BASE	1,605.62		2,389.1		1,610.00	5105	50.6
MEUNIER	1,100.00	1145	12.3		1,650.00	0920	10.2
WTD. AVG. BASE	1,100.00		12.3		1,650.00	7745	1.3
NEBBIOLO	1,600.00	0010	12.4		1,700.00	7745	24.3
WTD. AVG. BASE	1,600.00		12.4		1,750.00	0010	2.6
					1,800.00	7745	15.0

TABLE 8: BASE PRICE PAID TO GROWERS FOR GRAPES CRUSHED AND DELIVERED TO CALIFORNIA PROCESSORS FROM THE 1996 CROP WITH BRIX FACTORS AND PURCHASED TONNAGE, BY TYPE, VARIETY, REPORTING DISTRICT WHERE GROWN, AND WEIGHTED AVERAGE BASE PRICE.

District, Type, and Variety	Base Price Per Ton	Brix Factors	Tons	District, Type, and Variety	Base Price Per Ton	Brix Factors	Tons
	DOLLARS	CODE <i>a/</i>			DOLLARS	CODE <i>a/</i>	
DISTRICT 01 (Cont' d.)				ZINFANDEL (Cont' d.)			
PINOT NOIR	1,840.00	7348	9.2		1,400.00	0930	6.1
(Cont' d.)	2,000.00	0010	27.2		1,400.00	1085	5.0
	2,000.00	7348	4.4		1,400.00	7135	500.6
	2,000.00	7745	10.2		1,400.00	7745	26.6
					1,400.00	7755	64.0
WTD. AVG. BASE	1,336.12		1,763.7		1,450.00	0010	151.0
					1,450.00	0910	42.9
SANGIOVETO/	1,050.00	0200	5.7		1,450.00	7745	28.5
SANGIOVESE	1,199.00	0910	10.6		1,500.00	0010	423.3
	1,199.07	0910	1.0		1,500.00	0780	12.4
	1,200.00	0770	12.3		1,500.00	7243	133.2
	1,450.00	7745	8.9		1,500.00	7745	28.6
	1,500.00	0010	16.0		1,550.00	0010	60.0
	1,600.00	0010	29.8		1,600.00	0010	63.0
	1,600.00	0920	1.4		1,600.00	0580	4.0
	1,600.00	7063	1.4		1,600.00	0780	19.2
	1,600.00	7745	27.6		1,600.00	0920	14.7
	1,800.00	0010	17.3		1,600.00	0930	5.7
	1,800.00	7243	6.9		1,600.00	7243	71.3
WTD. AVG. BASE	1,522.24		138.9		1,600.00	7405	14.6
					1,600.00	7600	35.1
SYRAH/FRENCH	1,000.00	0010	18.3		1,600.00	7745	67.5
SYRAH-SHIRAZ	1,000.00	7090	15.9		1,620.00	0010	142.3
	1,138.31	0010	4.5		1,650.00	0010	19.0
	1,200.00	7348	.2		1,650.00	0910	68.1
	1,250.00	7745	4.2		1,650.00	0920	18.8
	1,300.00	0780	50.2		1,650.00	7348	.5
	1,300.00	1015	112.2		1,650.00	7745	96.8
	1,300.00	7360	4.2		1,700.00	7745	69.4
	1,500.00	0010	23.0		1,750.00	7348	5.3
	1,500.00	1015	30.7		1,800.00	7243	55.5
	1,560.00	0920	9.2		1,800.00	7348	6.0
	1,600.00	0010	43.1		1,800.00	7600	4.7
WTD. AVG. BASE	1,347.02		315.7		1,800.00	7745	90.3
					1,800.00	8225	23.2
ZINFANDEL	400.00	0010	9.5		2,000.00	0010	20.0
	500.00	0010	31.0	WTD. AVG. BASE	1,033.35		8,393.7
	525.00	0640	72.2	OTHER RED	500.00	0010	3.0
	600.00	0440	26.8		500.00	0910	1.0
	600.00	1920	288.4		600.00	7090	6.8
	630.00	0010	3,564.6		1,400.00	0010	.4
	650.00	0750	5.0	WTD. AVG. BASE	592.86		11.2
	750.00	0010	9.5	DISTRICT 02			
	800.00	0910	42.8	TABLE GRAPES			
	800.00	2257	7.9	FLAME SEEDLESS	450.00	0010	4.9
	1,000.00	0910	155.5	WTD. AVG. BASE	450.00		4.9
	1,000.00	1085	36.9				
	1,000.00	7243	4.7				
	1,036.42	0915	46.7				
	1,070.00	7243	16.3				
	1,093.68	0010	8.7				
	1,168.19	0585	629.4				
	1,200.00	0770	31.0				
	1,200.00	0910	1.5				
	1,200.00	0920	5.8				
	1,200.00	1085	.5				
	1,250.00	0780	1.1				
	1,276.26	0010	49.1				
	1,300.00	0010	18.5				
	1,350.00	0780	22.5				
	1,350.00	0920	11.0				
	1,400.00	0010	150.7				
	1,400.00	0770	76.2				
	1,400.00	0780	4.8				
	1,400.00	0910	667.9				

TABLE 8: BASE PRICE PAID TO GROWERS FOR GRAPES CRUSHED AND DELIVERED TO CALIFORNIA PROCESSORS FROM THE 1996 CROP WITH BRIX FACTORS AND PURCHASED TONNAGE, BY TYPE, VARIETY, REPORTING DISTRICT WHERE GROWN, AND WEIGHTED AVERAGE BASE PRICE.

District, Type, and Variety	Base Price Per Ton	Brix Factors	Tons	District, Type, and Variety	Base Price Per Ton	Brix Factors	Tons
DOLLARS CODE a/				DOLLARS CODE a/			
DISTRICT 02 (Cont' d.)				WINE GRAPES (RED)			
WINE GRAPES (WHITE)				CABERNET FRANC			
CHARDONNAY	977.99	0010	232.0		950.00	7755	27.5
	1,100.00	7243	208.0		1,100.00	0010	23.6
	1,250.00	0780	18.5		1,200.00	0870	31.3
	1,250.00	7745	19.8		1,261.70	0915	4.3
	1,350.00	7745	36.7		1,306.28	0010	87.4
	1,400.00	0010	93.5	WTD. AVG. BASE	1,201.83		174.1
	1,400.00	0780	1.5	CABERNET	950.00	7063	29.9
	1,400.00	0910	277.3	SAUVIGNON	1,000.00	0010	145.6
	1,500.00	7243	27.2		1,000.00	0920	.2
WTD. AVG. BASE	1,219.39		914.5		1,000.00	1080	7.7
CHENIN BLANC	600.00	0010	22.9		1,028.94	0910	43.2
	681.76	0760	56.9		1,100.00	7243	88.0
WTD. AVG. BASE	658.30		79.8		1,200.00	0010	22.0
MUSCAT BLANC/ M CANELLI	865.82	0910	59.7		1,200.00	7755	699.6
	900.00	0720	59.6		1,212.00	0920	100.8
	1,000.00	7745	34.4		1,250.00	0920	20.8
WTD. AVG. BASE	909.11		153.7		1,300.00	0010	67.2
SAUVIGNON BLANC	654.41	0010	116.4		1,300.00	0910	171.0
	661.02	0010	403.8		1,324.52	0010	49.9
	675.00	0010	44.2		1,362.82	0010	116.0
	700.00	0780	.5		1,398.70	0010	10.8
	724.21	0760	10.6		1,400.00	0780	1.5
	724.91	0010	206.6		1,400.00	0910	126.4
	800.00	0840	48.0		1,400.00	7755	292.8
	840.93	0010	59.0		1,408.92	0920	188.7
	850.00	0780	8.6		1,600.00	0010	4.3
	850.00	6130	109.4		1,600.00	0780	3.3
	850.00	6275	1,364.4	WTD. AVG. BASE	1,257.34		2,189.7
	850.00	7039	176.7	GAMAY (NAPA)	800.00	0010	130.7
	900.00	0010	14.5	WTD. AVG. BASE	800.00		130.7
	900.00	0780	23.0	MERLOT	1,000.00	0920	.2
	900.00	4850	69.5		1,297.61	7755	19.9
	900.00	6130	56.6		1,385.00	7243	183.1
	908.40	2790	71.8		1,500.00	0910	123.4
	909.00	6275	70.0		1,500.00	0920	111.2
	950.00	0650	97.3		1,500.00	7755	.8
	950.00	6130	3.4		1,550.04	0010	42.5
	1,000.00	0010	10.6		1,597.75	0010	71.0
	1,000.00	4950	158.6		1,600.00	0010	143.4
	1,000.00	6275	308.6		1,600.00	0910	33.1
	1,100.00	0010	13.4		1,700.00	0010	3.6
WTD. AVG. BASE	839.72		3,445.5		1,700.00	0780	3.9
SEMI LLON	879.00	0010	13.6	WTD. AVG. BASE	1,504.12		736.1
	900.00	0010	1.9	PETITE SIRAH	857.03	0915	9.0
	1,000.00	7745	23.5	WTD. AVG. BASE	857.03		9.0
WTD. AVG. BASE	952.93		39.0	SYRAH/FRENCH	1,200.00	0010	44.7
VIIGNIER	1,400.00	0010	7.9	SYRAH-SHIRAZ	1,200.00		44.7
WTD. AVG. BASE	1,400.00		7.9	WTD. AVG. BASE	1,200.00		44.7
WHITE RIESLING	550.00	4950	53.2	ZINFANDEL	630.00	0010	624.8
	625.00	0010	150.3		630.00	0640	17.2
	634.27	2235	16.1		630.00	2000	311.4
	941.40	6275	29.4		650.00	0010	40.6
WTD. AVG. BASE	646.93		249.0		750.00	0010	16.1
					900.00	0920	16.4
					1,200.00	0780	1.5
					1,300.00	0770	92.3
					1,400.00	0780	3.2
				WTD. AVG. BASE	694.38		1,123.5

TABLE 8: BASE PRICE PAID TO GROWERS FOR GRAPES CRUSHED AND DELIVERED TO CALIFORNIA PROCESSORS FROM THE 1996 CROP WITH BRIX FACTORS AND PURCHASED TONNAGE, BY TYPE, VARIETY, REPORTING DISTRICT WHERE GROWN, AND WEIGHTED AVERAGE BASE PRICE.

District, Type, and Variety	Base Price Per Ton	Brix Factors	Tons	District, Type, and Variety	Base Price Per Ton	Brix Factors	Tons
	DOLLARS	CODE a/			DOLLARS	CODE a/	
DI STRI CT 03				CHARDONNAY	1, 328. 69	0845	77. 9
WINE GRAPES (WHITE)				(Cont' d.)	1, 328. 69	0910	33. 5
BURGER	500. 00	0010	2. 0		1, 328. 69	1075	2. 7
	550. 00	0010	25. 8		1, 328. 69	7039	82. 2
WTD. AVG. BASE	546. 40		27. 8		1, 328. 70	0010	16. 2
CHARDONNAY	894. 95	0010	19. 8		1, 330. 00	0010	18. 5
	950. 00	0010	239. 9		1, 334. 60	0855	48. 3
	950. 00	7039	. 3		1, 336. 30	0910	64. 2
	1, 000. 00	0010	9. 4		1, 337. 97	0010	122. 6
	1, 075. 00	0920	153. 7		1, 338. 08	0480	135. 7
	1, 080. 00	1000	6. 0		1, 342. 27	1000	1. 4
	1, 083. 00	0845	182. 0		1, 344. 78	0910	12. 8
	1, 100. 00	0010	44. 3		1, 344. 80	0910	210. 9
	1, 100. 00	6932	21. 5		1, 345. 00	0010	26. 7
	1, 100. 00	7235	5. 9		1, 347. 50	1015	56. 6
	1, 100. 00	7745	17. 7		1, 350. 00	0010	188. 7
	1, 118. 85	0010	172. 4		1, 350. 00	0910	42. 5
	1, 124. 22	0910	90. 4		1, 350. 00	0920	6. 6
	1, 147. 51	0470	52. 3		1, 358. 89	0010	136. 4
	1, 175. 00	0010	92. 1		1, 374. 04	0910	28. 2
	1, 175. 00	0910	117. 2		1, 375. 00	0010	59. 5
	1, 194. 82	0010	393. 8		1, 389. 09	0010	112. 2
	1, 194. 82	0480	67. 9		1, 389. 10	0910	79. 6
	1, 194. 82	0780	117. 2		1, 400. 00	0010	635. 4
	1, 195. 00	0780	5. 4		1, 400. 00	0200	47. 8
	1, 195. 00	7053	7. 5		1, 400. 00	0450	4. 2
	1, 198. 51	0430	27. 2		1, 400. 00	0775	265. 4
	1, 200. 00	0010	115. 5		1, 400. 00	0780	59. 9
	1, 200. 00	0430	26. 5		1, 400. 00	0900	293. 4
	1, 200. 00	0780	2. 4		1, 400. 00	0910	62. 9
	1, 200. 00	0910	19. 7		1, 400. 00	0915	136. 3
	1, 200. 00	1180	12. 8		1, 400. 00	1000	70. 7
	1, 200. 00	7745	18. 9		1, 400. 00	1085	2. 9
	1, 207. 80	0765	146. 4		1, 400. 00	6936	21. 6
	1, 207. 80	0855	298. 7		1, 400. 00	7030	6. 0
	1, 207. 90	0010	1, 193. 1		1, 400. 00	7039	11. 2
	1, 207. 90	0200	169. 2		1, 400. 00	7745	14. 9
	1, 207. 90	0470	54. 3		1, 425. 00	0010	4. 3
	1, 207. 90	0860	39. 2		1, 425. 00	0780	6. 6
	1, 207. 90	0910	124. 9		1, 435. 29	0010	73. 0
	1, 225. 00	7745	72. 1		1, 450. 00	0010	304. 8
	1, 239. 53	0990	34. 0		1, 450. 00	0770	10. 5
	1, 250. 00	0430	53. 7		1, 450. 00	0780	33. 0
	1, 250. 00	0780	122. 6		1, 450. 00	0910	88. 8
	1, 250. 00	0910	39. 4		1, 450. 00	0990	32. 9
	1, 250. 00	1080	18. 4		1, 456. 00	0910	81. 0
	1, 255. 00	0010	94. 6		1, 469. 86	0010	22. 2
	1, 270. 00	0010	22. 5		1, 475. 00	0010	22. 9
	1, 273. 61	0845	22. 7		1, 500. 00	0010	2, 651. 2
	1, 277. 00	1080	39. 5		1, 500. 00	0125	94. 8
	1, 300. 00	0010	223. 8		1, 500. 00	0200	1, 240. 5
	1, 300. 00	0430	60. 4		1, 500. 00	0660	31. 3
	1, 300. 00	0780	. 6		1, 500. 00	0780	182. 6
	1, 300. 00	0910	112. 7		1, 500. 00	0910	797. 9
	1, 300. 00	0990	14. 1		1, 500. 00	0915	67. 1
	1, 300. 00	1080	22. 8		1, 500. 00	0920	66. 4
	1, 300. 00	7063	312. 9		1, 500. 00	1000	10. 1
	1, 302. 69	0845	98. 4		1, 500. 00	1075	26. 7
	1, 308. 00	0910	46. 0		1, 500. 00	1080	49. 5
	1, 310. 94	0910	38. 1		1, 500. 00	1135	42. 9
	1, 314. 30	0770	119. 3		1, 500. 00	6932	149. 3
	1, 315. 00	7063	612. 7		1, 500. 00	7039	282. 2
	1, 328. 60	0855	283. 2		1, 500. 00	7145	119. 4
	1, 328. 60	0910	109. 8		1, 500. 00	7235	233. 1
	1, 328. 64	0010	9. 0		1, 500. 00	7437	80. 2
	1, 328. 69	0010	2, 315. 2		1, 500. 00	7600	77. 7
	1, 328. 69	0775	285. 0		1, 500. 00	7745	3, 946. 6
					1, 500. 00	7753	3, 058. 3
					1, 509. 88	0010	72. 4
					1, 524. 87	0010	512. 7

TABLE 8: BASE PRICE PAID TO GROWERS FOR GRAPES CRUSHED AND DELIVERED TO CALIFORNIA PROCESSORS FROM THE 1996 CROP WITH BRIX FACTORS AND PURCHASED TONNAGE, BY TYPE, VARIETY, REPORTING DISTRICT WHERE GROWN, AND WEIGHTED AVERAGE BASE PRICE.

District, Type, and Variety	Base Price Per Ton	Brix Factors	Tons	District, Type, and Variety	Base Price Per Ton	Brix Factors	Tons
	DOLLARS	CODE <u>a/</u>			DOLLARS	CODE <u>a/</u>	
DISTRICT 03 (Cont' d.)				CHENIN BLANC (Cont' d.)	650.00	0010	64.1
CHARDONNAY (Cont' d.)	1,525.00	0010	25.8		650.00	4880	358.1
	1,528.00	0010	4.0		700.00	0010	2.9
	1,544.78	0010	1.0		700.00	0760	2.6
	1,545.51	0010	9.5	WTD. AVG. BASE	577.35		1,042.5
	1,550.00	0010	100.9	FRENCH COLOMBARD	325.00	0010	14.2
	1,550.00	0910	31.6		400.00	0010	1,178.0
	1,550.00	0920	2.9		425.00	0910	3.8
	1,550.00	1015	3.9		500.00	0760	.5
	1,550.00	7745	127.7		525.00	0010	17.7
	1,592.52	0010	266.3		525.00	2658	10.7
	1,595.00	0010	5.8		525.00	2660	19.4
	1,600.00	0010	1,311.4		525.00	4980	27.3
	1,600.00	0780	70.3		550.00	0010	2.1
	1,600.00	0910	144.6		600.00	0010	29.8
	1,600.00	0920	67.1		600.00	0640	29.8
	1,600.00	1000	8.9		650.00	0010	8.3
	1,600.00	1085	41.2		650.00	4880	441.4
	1,600.00	1135	102.4		700.00	0010	54.5
	1,600.00	7039	48.7		750.00	0010	7.9
	1,600.00	7235	22.0	WTD. AVG. BASE	482.50		1,845.4
	1,600.00	7745	417.3	GEWURZTRAMNER	634.72	0010	7.7
	1,605.00	0010	10.1		728.60	0010	86.4
	1,620.00	0010	42.8		750.00	0010	10.7
	1,625.00	0010	9.7		800.00	0010	40.1
	1,625.00	0660	21.3		800.00	0920	.8
	1,630.67	0010	64.3		830.00	0650	45.1
	1,650.00	0010	268.8		830.00	0655	8.7
	1,650.00	0910	54.1		850.00	0010	119.2
	1,650.00	7745	200.4		875.00	0010	21.1
	1,680.00	0010	51.7		900.00	0010	118.5
	1,680.00	2805	630.4		900.00	0755	230.9
	1,700.00	0010	295.2		900.00	0770	20.5
	1,700.00	0780	10.2		900.00	0920	.4
	1,700.00	0900	7.5		900.00	7745	1.4
	1,700.00	7039	28.7		936.00	0010	29.7
	1,700.00	7360	13.6		950.00	0010	34.8
	1,725.00	0010	42.1		1,000.00	0010	90.5
	1,750.00	0010	11.1		1,000.00	0770	5.5
	1,750.00	0780	7.9		1,000.00	1075	34.9
	1,800.00	0010	37.2		1,000.00	6275	10.9
	1,800.00	0430	3.2		1,050.00	0010	5.2
	1,800.00	0440	17.5		1,100.00	0010	81.2
	1,800.00	0910	78.7		1,200.00	0010	16.1
	1,800.00	1000	37.6		1,400.00	0010	14.4
	1,807.00	0010	200.0		1,400.00	0780	6.2
	1,850.00	0010	269.2	WTD. AVG. BASE	915.70		1,040.9
	1,850.00	0845	46.6	GRAY RIESLING	950.00	0010	11.7
	1,850.00	7235	757.9		1,100.00	7745	40.8
	1,900.00	0010	20.9	WTD. AVG. BASE	1,066.57		52.5
	1,904.33	0470	5.4	KLEINBERGER	1,000.00	0760	6.6
	1,950.00	0910	5.9	WTD. AVG. BASE	1,000.00		6.6
	2,000.00	0010	122.6	MARSANNE	894.85	0010	15.1
	2,000.00	0900	18.2	WTD. AVG. BASE	894.85		15.1
	2,000.00	7745	11.6	MELON	929.68	0010	17.4
	2,025.00	0910	17.3	WTD. AVG. BASE	929.68		17.4
	2,200.00	0780	32.6				
	2,300.00	0780	26.7				
	2,500.00	0780	67.1				
WTD. AVG. BASE	1,455.86		33,277.8				
CHENIN BLANC	450.00	0010	94.1				
	499.26	0010	92.3				
	500.00	0010	16.1				
	504.34	1915	191.2				
	550.00	0010	39.2				
	600.00	0010	153.2				
	600.00	0750	28.7				

TABLE 8: BASE PRICE PAID TO GROWERS FOR GRAPES CRUSHED AND DELIVERED TO CALIFORNIA PROCESSORS FROM THE 1996 CROP WITH BRIX FACTORS AND PURCHASED TONNAGE, BY TYPE, VARIETY, REPORTING DISTRICT WHERE GROWN, AND WEIGHTED AVERAGE BASE PRICE.

District, Type, and Variety	Base Price Per Ton	Brix Factors	Tons	District, Type, and Variety	Base Price Per Ton	Brix Factors	Tons
	DOLLARS	CODE <i>a/</i>			DOLLARS	CODE <i>a/</i>	
DISTRICT 03 (Cont' d.)				SAUVIGNON BLANC (Cont' d.)			
MUSCAT BLANC/ M CANELLI	600.00	0010	2.2	900.00	0845		18.3
	900.00	0010	6.8	900.00	0910		53.6
	969.00	0150	21.9	911.72	0010		17.7
	1,050.00	0010	.2	925.00	0010		30.9
	1,100.00	0010	16.5	931.98	0010		29.9
	1,200.00	0920	5.6	950.00	0010		116.0
	1,215.28	0010	16.9	950.00	0755		70.0
	1,250.00	0010	8.1	950.00	0835		13.5
	1,300.00	0760	6.5	950.00	0845		11.9
	1,400.00	0010	4.2	950.00	0890		4.6
	1,500.00	0010	5.1	950.00	0910		12.2
	1,650.00	1320	2.1	1,000.00	0010		419.9
WTD. AVG. BASE	1,143.07		96.1	1,000.00	0760		38.3
MUSCAT ORANGE	1,215.28	0010	.2	1,000.00	0770		298.8
WTD. AVG. BASE	1,215.28		.2	1,000.00	0855		34.8
PALOMINO/ G CHASSELAS	250.00	0010	7.4	1,000.00	0910		72.2
	500.00	0010	11.1	1,000.00	2248		39.1
WTD. AVG. BASE	400.00		18.5	1,000.00	7095		50.3
PINOT BLANC	929.68	0355	99.4	1,010.00	0010		12.1
	1,000.00	0010	.2	1,020.00	0760		32.0
	1,022.60	0760	158.5	1,025.00	0990		23.0
	1,022.65	0010	52.3	1,025.00	1000		37.8
	1,022.65	0765	60.1	1,050.00	0010		12.5
	1,250.00	0010	15.4	1,050.00	1000		62.1
	1,400.00	1080	10.4	1,100.00	0010		74.1
WTD. AVG. BASE	1,018.04		396.3	1,100.00	0770		22.9
PINOT GRIS	1,000.00	0920	6.3	1,100.00	0780		18.8
	1,300.00	0660	6.4	1,100.00	0920		36.1
	1,300.00	0780	1.8	1,100.00	1000		48.6
WTD. AVG. BASE	1,169.66		14.5	1,150.00	0760		36.2
PRIMOTIVO DIEGO	1,400.00	0010	5.2	WTD. AVG. BASE	931.64		3,759.3
WTD. AVG. BASE	1,400.00		5.2	SAUVIGNON MUSQUE	1,000.00	0775	26.5
ROUSANNE	894.85	0010	6.0	WTD. AVG. BASE	1,000.00		26.5
WTD. AVG. BASE	894.85		6.0	SAUVIGNON VERT	400.00	0750	12.4
SAUVIGNON BLANC	800.00	0010	72.8		450.00	0010	1.8
	800.00	0760	1.2		550.00	4880	4.2
	809.38	0010	204.6	WTD. AVG. BASE	439.13		18.4
	810.42	0010	241.0	SEMILLON	650.00	0790	2.5
	822.54	0780	25.2		700.00	0790	1.4
	833.14	0010	39.3		700.00	0920	.4
	850.00	0010	33.4		777.63	0010	36.7
	890.00	0845	9.4		800.00	0010	16.8
	890.00	0855	11.2		800.00	0910	6.8
	891.46	0010	220.0		800.96	0010	3.5
	891.46	0770	206.2		850.00	0010	35.2
	891.46	0775	524.2		855.39	0010	63.5
	891.46	0845	30.0		890.00	0010	2.5
	894.46	0010	49.0		900.00	0010	81.5
	897.10	0780	74.6		925.00	0760	5.6
	900.00	0010	45.5		950.00	0760	10.9
	900.00	0755	123.2		996.59	0010	30.9
	900.00	0760	9.3		1,000.00	0010	20.0
	900.00	0770	91.0		1,000.00	0760	19.8
					1,000.00	7039	13.5
					1,119.79	0845	17.5
					1,200.00	0760	8.5
				WTD. AVG. BASE	906.88		377.5
				ST. EMLLION (UGNI BLANC)	500.00	0920	30.3
				WTD. AVG. BASE	500.00		30.3
				SYMPHONY	435.00	1945	280.9
				WTD. AVG. BASE	435.00		280.9

TABLE 8: BASE PRICE PAID TO GROWERS FOR GRAPES CRUSHED AND DELIVERED TO CALIFORNIA PROCESSORS FROM THE 1996 CROP WITH BRIX FACTORS AND PURCHASED TONNAGE, BY TYPE, VARIETY, REPORTING DISTRICT WHERE GROWN, AND WEIGHTED AVERAGE BASE PRICE.

District, Type, and Variety	Base Price Per Ton	Brix Factors	Tons	District, Type, and Variety	Base Price Per Ton	Brix Factors	Tons
	DOLLARS	CODE <u>a/</u>			DOLLARS	CODE <u>a/</u>	
DISTRICT 03 (Cont' d.)				BARBERA	1,250.00	0920	2.2
					1,400.00	0010	26.5
					1,500.00	0780	3.8
VIIGNIER	894.85	0010	6.4		1,500.00	0860	12.7
	1,100.00	0200	1.4		1,650.00	0010	3.3
	1,200.00	0010	25.1		1,650.00	7745	1.0
	1,299.20	0780	13.9	WTD. AVG. BASE	1,448.38		49.5
	1,300.00	0010	8.6	CABERNET FRANC	900.00	0010	10.6
	1,358.00	0010	.5		950.00	0910	8.9
	1,358.01	0010	47.1		1,000.00	0010	2.5
	1,400.00	0010	2.6		1,191.30	0910	11.7
	1,450.00	0010	.1		1,200.00	0010	34.2
	1,500.00	0930	1.5		1,200.00	0920	22.4
	1,500.00	1080	9.5		1,210.00	0010	23.5
	1,600.00	0010	3.3		1,238.00	0780	5.2
	1,650.00	0915	1.5		1,238.44	0010	1.7
	1,700.00	1085	.6		1,238.44	0780	1.2
	1,800.00	0100	.5		1,244.08	0010	43.8
	1,800.00	0990	.5		1,306.28	0010	23.7
	1,850.00	0010	6.0		1,350.00	0010	4.7
WTD. AVG. BASE	1,341.81		129.1		1,368.00	1000	2.6
WHITE RIESLING	625.00	0010	14.0		1,368.40	0920	7.2
	638.20	0715	35.4		1,368.48	0010	8.5
	638.23	0010	65.2		1,368.49	0010	22.4
	650.00	0645	24.6		1,400.00	0010	38.9
	750.00	4960	2.2		1,400.00	0920	31.4
	800.00	0010	192.8		1,400.00	1080	6.5
	800.00	4950	17.4		1,400.00	1095	1.7
	850.00	0715	18.6		1,430.60	0915	11.2
	900.00	0010	46.8		1,430.69	0010	3.5
	900.00	1080	3.6		1,431.00	0010	.9
	1,000.00	0010	37.3		1,440.00	0010	12.0
	1,600.00	0010	9.4		1,450.00	0010	29.9
	4,125.00	0010	4.0		1,450.00	1085	14.0
WTD. AVG. BASE	824.88		471.3		1,463.24	0780	2.7
OTHER WHITE	400.00	0570	1.7		1,477.14	0010	17.3
	500.00	0010	3.6		1,492.40	0920	19.5
	500.00	0910	1.7		1,492.90	0010	21.2
	550.00	4880	9.4		1,500.00	0010	124.3
	650.00	0010	1.8		1,500.00	0780	5.0
	700.00	0010	31.1		1,500.00	0910	8.2
	750.00	0010	2.2		1,500.00	0920	21.8
	850.00	0010	.3		1,500.00	1015	29.7
	1,250.00	0920	61.9		1,500.00	1085	16.1
	1,250.00	1085	1.6		1,500.00	7350	26.1
WTD. AVG. BASE	977.62		115.3		1,500.00	7745	51.2
					1,516.00	0010	14.5
					1,531.60	0010	85.5
					1,534.19	0010	5.9
					1,550.00	0010	10.4
					1,550.00	0910	24.2
					1,550.00	0920	6.3
WINE GRAPES (RED)					1,600.00	0010	30.1
ALEATICO	1,000.00	0780	7.0		1,600.00	0125	8.8
WTD. AVG. BASE	1,000.00		7.0		1,600.00	0920	1.5
					1,600.00	1010	3.0
ALICANTE	500.00	0010	4.9		1,600.00	7600	18.4
BOUCHET	571.43	0010	.7		1,600.00	7754	51.8
	850.00	0010	24.9		1,650.00	0010	2.5
	1,000.00	0580	4.0		1,650.00	0125	22.8
	1,000.00	0910	30.2		1,650.00	0910	7.6
	1,100.00	0140	41.0		1,650.00	0920	19.5
	1,150.00	0010	11.6		1,650.00	7745	44.1
	1,275.00	0910	28.1		1,700.00	0010	2.7
	1,300.00	0790	3.1		1,750.00	0010	9.4
	1,350.00	0140	2.5		1,750.00	0920	22.4
WTD. AVG. BASE	1,058.86		151.0		1,800.00	1080	5.1
					1,850.00	7745	1.1
					1,900.00	0125	5.0

TABLE 8: BASE PRICE PAID TO GROWERS FOR GRAPES CRUSHED AND DELIVERED TO CALIFORNIA PROCESSORS FROM THE 1996 CROP WITH BRIX FACTORS AND PURCHASED TONNAGE, BY TYPE, VARIETY, REPORTING DISTRICT WHERE GROWN, AND WEIGHTED AVERAGE BASE PRICE.

District, Type, and Variety	Base Price Per Ton	Brix Factors	Tons	District, Type, and Variety	Base Price Per Ton	Brix Factors	Tons
	DOLLARS	CODE a/			DOLLARS	CODE a/	
DISTRICT 03 (Cont' d.)				SAUVIGNON (Cont' d.)	1, 431. 00	0010	20. 9
					1, 443. 94	0010	7. 2
					1, 444. 00	0910	9. 6
CABERNET FRANC	2, 000. 00	0010	1. 4		1, 450. 00	0010	47. 4
(Cont' d.)	2, 250. 00	0920	16. 2		1, 450. 00	0125	4. 9
	2, 256. 00	0010	. 4		1, 450. 00	7745	4. 9
					1, 450. 60	0915	47. 7
WTD. AVG. BASE	1, 482. 62		1, 148. 5		1, 450. 60	0920	41. 9
					1, 450. 66	0010	60. 9
CABERNET	1, 000. 00	0010	60. 7		1, 450. 67	0010	209. 7
SAUVIGNON	1, 000. 00	0770	6. 8		1, 450. 72	0010	46. 4
	1, 000. 00	0910	12. 9		1, 450. 73	0010	35. 5
	1, 010. 00	1020	167. 3		1, 456. 90	0010	90. 8
	1, 085. 00	0920	33. 4		1, 471. 90	0930	21. 8
	1, 100. 00	0910	61. 2		1, 479. 00	1075	3. 9
	1, 100. 00	0920	1. 2		1, 485. 91	1000	26. 2
	1, 100. 00	0925	24. 0		1, 485. 91	1076	18. 0
	1, 195. 52	0715	56. 1		1, 488. 57	0010	7. 9
	1, 200. 00	0010	213. 0		1, 488. 70	0910	28. 5
	1, 200. 00	0780	18. 4		1, 500. 00	0010	357. 8
	1, 200. 00	0910	2. 9		1, 500. 00	0910	49. 2
	1, 255. 60	0010	83. 5		1, 500. 00	0920	441. 6
	1, 255. 60	0780	89. 7		1, 500. 00	0925	26. 8
	1, 255. 60	0930	7. 5		1, 500. 00	1015	13. 2
	1, 255. 65	0010	23. 4		1, 500. 00	1080	10. 8
	1, 256. 00	0010	. 7		1, 500. 00	1085	80. 4
	1, 256. 00	0780	65. 6		1, 500. 00	7745	297. 4
	1, 256. 00	7243	20. 2		1, 513. 80	0920	211. 7
	1, 261. 40	0920	192. 8		1, 525. 00	0010	17. 8
	1, 261. 45	0010	114. 4		1, 527. 00	0010	3. 0
	1, 261. 45	7925	24. 5		1, 536. 00	7053	31. 8
	1, 261. 50	0010	291. 8		1, 543. 80	0910	23. 5
	1, 261. 50	0910	30. 9		1, 544. 78	0010	58. 3
	1, 261. 50	1000	42. 5		1, 544. 78	0125	8. 6
	1, 275. 00	7745	40. 8		1, 544. 80	0780	12. 3
	1, 300. 00	0010	188. 1		1, 550. 00	0010	33. 1
	1, 300. 00	0670	88. 8		1, 550. 00	0910	80. 2
	1, 300. 00	0910	22. 2		1, 550. 00	0920	37. 6
	1, 306. 70	0910	6. 8		1, 550. 00	7745	239. 0
	1, 324. 52	0010	101. 0		1, 556. 90	0010	63. 7
	1, 325. 00	1080	4. 5		1, 576. 90	0010	26. 6
	1, 325. 00	7755	119. 4		1, 593. 00	0920	13. 8
	1, 350. 00	0010	88. 8		1, 600. 00	0010	1, 397. 7
	1, 350. 00	0200	3. 3		1, 600. 00	0125	10. 1
	1, 350. 00	1080	25. 6		1, 600. 00	0780	4. 9
	1, 362. 00	0920	12. 2		1, 600. 00	0910	179. 6
	1, 362. 00	1015	8. 4		1, 600. 00	0915	10. 7
	1, 375. 00	0010	41. 6		1, 600. 00	0920	. 5
	1, 378. 64	0845	20. 3		1, 600. 00	1080	5. 5
	1, 381. 16	0010	142. 9		1, 600. 00	7745	99. 7
	1, 381. 16	0910	63. 9		1, 600. 00	7754	801. 2
	1, 381. 16	1080	27. 9		1, 600. 00	7925	28. 7
	1, 381. 20	0910	11. 5		1, 615. 76	1085	25. 5
	1, 387. 40	0010	21. 0		1, 645. 51	0010	39. 1
	1, 387. 58	0845	27. 9		1, 646. 58	0010	176. 4
	1, 387. 60	0010	334. 4		1, 650. 00	0010	96. 8
	1, 387. 60	0845	41. 0		1, 650. 00	0125	. 1
	1, 387. 60	0920	142. 0		1, 650. 00	0780	26. 8
	1, 387. 65	0010	739. 4		1, 650. 00	0910	13. 9
	1, 387. 65	0920	93. 5		1, 650. 00	0920	10. 0
	1, 388. 00	1080	5. 1		1, 650. 00	0930	2. 6
	1, 400. 00	0010	818. 5		1, 650. 00	1080	10. 9
	1, 400. 00	0200	75. 6		1, 650. 00	7745	93. 4
	1, 400. 00	0780	25. 1		1, 675. 00	7618	5. 2
	1, 400. 00	0910	120. 6		1, 700. 00	0010	219. 4
	1, 400. 00	0915	23. 7		1, 700. 00	0920	33. 1
	1, 400. 00	0920	60. 0		1, 700. 00	1080	17. 4
	1, 400. 00	1075	10. 2		1, 700. 00	1085	98. 9
	1, 400. 00	1080	36. 2		1, 700. 00	1140	25. 7
	1, 400. 00	1140	15. 7		1, 722. 74	0845	10. 7
CABERNET	1, 410. 00	0780	13. 5				

TABLE 8: BASE PRICE PAID TO GROWERS FOR GRAPES CRUSHED AND DELIVERED TO CALIFORNIA PROCESSORS FROM THE 1996 CROP WITH BRIX FACTORS AND PURCHASED TONNAGE, BY TYPE, VARIETY, REPORTING DISTRICT WHERE GROWN, AND WEIGHTED AVERAGE BASE PRICE.

District, Type, and Variety	Base Price Per Ton	Brix Factors	Tons	District, Type, and Variety	Base Price Per Ton	Brix Factors	Tons
	DOLLARS	CODE <u>a/</u>			DOLLARS	CODE <u>a/</u>	
DISTRICT 03 (Cont' d.)				CHARBONO	1,400.00	0920	.6
				WTD. AVG. BASE	1,400.00		.6
CABERNET	1,725.00	1075	42.6	CINSAULT	900.00	0010	5.5
SAUVIGNON	1,750.00	0010	7.2		1,500.00	0920	1.1
(Cont' d.)	1,750.00	0860	13.6				
	1,750.00	0920	163.4	WTD. AVG. BASE	1,000.00		6.6
	1,750.00	1000	8.0	DOLCETTO	1,000.00	0770	.6
	1,750.00	1075	14.2				
	1,750.00	1080	29.7	WTD. AVG. BASE	1,000.00		.6
	1,750.00	7745	26.9	EARLY BURGUNDY	571.43	0010	.7
	1,800.00	0010	343.4		600.00	7745	5.5
	1,800.00	0900	1.5				
	1,800.00	0915	42.2	WTD. AVG. BASE	596.77		6.2
	1,800.00	0920	77.0	GAMAY (NAPA)	625.00	0010	.8
	1,800.00	1080	30.0		650.00	0200	8.8
	1,800.00	1085	23.3		650.00	0910	1.1
	1,800.00	1140	38.3		686.49	0010	34.1
	1,800.00	1175	9.5		688.00	0780	4.7
	1,820.00	0010	1.9		700.00	0010	42.4
	1,850.00	0010	23.0		707.08	0010	7.4
	1,850.00	0125	22.4		750.00	0430	5.5
	1,850.00	7745	11.3		800.00	0010	44.6
	1,898.73	1175	3.2		800.00	0760	8.0
	1,900.00	0125	11.1		800.00	0910	2.6
	1,900.00	1175	4.6		900.00	0010	11.9
	1,932.78	0910	18.0		900.00	7090	99.5
	1,933.00	0780	18.0		950.00	0010	1.1
	2,000.00	0010	66.5		1,000.00	0803	5.0
	2,000.00	0125	68.8		1,000.00	1075	20.3
	2,000.00	0860	83.1		1,015.00	0650	64.0
	2,000.00	0910	4.3	WTD. AVG. BASE	852.24		361.8
	2,000.00	1150	82.2	GAMAY	800.00	0010	14.7
	2,000.00	7745	57.5	BEAUJOLAIS	1,000.00	0780	5.4
	2,100.00	0010	10.6	WTD. AVG. BASE	853.73		20.1
	2,250.00	0920	2.6	GRENACHE	827.65	0010	47.8
	2,500.00	0010	.4		850.00	1085	21.6
WTD. AVG. BASE	1,496.15		12,943.9		950.00	0010	15.7
					1,100.00	0010	8.0
CARIGNANE	600.00	0780	46.3		1,500.00	0920	2.6
	700.00	0910	1.3	WTD. AVG. BASE	893.80		95.7
	750.00	0200	5.3	MALBEC	1,200.00	0660	.2
	750.00	0920	9.1		1,350.00	1000	1.9
	800.00	0010	16.3		1,371.80	0010	11.4
	800.00	0125	3.2		1,371.80	0780	.1
	800.00	0925	21.9		1,400.00	0010	4.8
	850.00	7745	9.7		1,427.00	0010	4.3
	900.00	0010	16.2		1,440.00	0010	2.9
	900.00	0910	1.4		1,450.00	0010	4.9
	900.00	1080	26.7		1,508.00	1135	8.4
	900.00	1085	47.1		1,508.98	1075	1.4
	900.00	7090	325.6		1,591.82	0010	2.1
	978.00	0920	12.0		1,800.00	0010	11.4
	1,000.00	0010	3.9		2,000.00	0010	.8
	1,000.00	0803	2.2	WTD. AVG. BASE	1,519.42		54.6
	1,000.00	0910	9.6	MATARO/MUVEDRE	1,002.67	0010	5.3
	1,000.00	0920	6.7		1,200.00	0010	11.7
	1,100.00	0010	12.3		1,300.00	0010	1.4
	1,100.00	0780	3.7		1,350.00	0140	12.3
	1,200.00	0140	13.3				
	1,300.00	0920	1.6				
	1,350.00	1080	1.0				
	1,400.00	0010	17.0				
WTD. AVG. BASE	898.40		613.4				
CENTURIAN	1,500.00	7745	9.9				
WTD. AVG. BASE	1,500.00		9.9				

TABLE 8: BASE PRICE PAID TO GROWERS FOR GRAPES CRUSHED AND DELIVERED TO CALIFORNIA PROCESSORS FROM THE 1996 CROP WITH BRIX FACTORS AND PURCHASED TONNAGE, BY TYPE, VARIETY, REPORTING DISTRICT WHERE GROWN, AND WEIGHTED AVERAGE BASE PRICE.

District, Type, and Variety	Base Price Per Ton	Brix Factors	Tons	District, Type, and Variety	Base Price Per Ton	Brix Factors	Tons
	DOLLARS	CODE a/			DOLLARS	CODE a/	
DISTRICT 03 (Cont' d.)				MERLOT (Cont' d.)	1, 625. 00	0920	175. 6
					1, 645. 63	0010	17. 4
					1, 650. 00	0010	81. 4
MATARO/MOUVEDRE (Cont' d.)	1, 350. 00	1085	1. 8		1, 650. 00	0910	4. 8
	1, 500. 00	0010	5. 2		1, 650. 00	0920	96. 6
	1, 500. 00	0920	1. 3		1, 650. 00	0990	65. 8
					1, 650. 00	7745	170. 0
WTD. AVG. BASE	1, 281. 00		39. 0		1, 666. 60	0910	9. 8
					1, 675. 00	0010	77. 2
MERLOT	894. 85	0010	14. 4		1, 680. 46	0010	16. 0
	1, 000. 00	1085	14. 9		1, 697. 60	0910	10. 3
	1, 200. 00	1075	2. 3		1, 697. 66	0010	41. 1
	1, 300. 00	0010	2. 7		1, 697. 66	1080	28. 3
	1, 372. 97	0010	9. 6		1, 700. 00	0010	261. 8
	1, 400. 00	0010	21. 7		1, 700. 00	0200	24. 0
	1, 450. 00	0010	42. 5		1, 700. 00	0910	101. 8
	1, 473. 66	0780	42. 7		1, 700. 00	1075	24. 6
	1, 473. 66	0920	1. 9		1, 700. 00	1080	17. 0
	1, 474. 00	0780	24. 6		1, 700. 00	1085	50. 4
	1, 475. 00	0010	8. 9		1, 700. 00	7745	159. 5
	1, 476. 20	0920	88. 3		1, 700. 00	7754	216. 7
	1, 476. 20	1015	113. 8		1, 702. 55	0010	20. 0
	1, 476. 23	0010	749. 3		1, 718. 53	0010	322. 0
	1, 476. 23	0200	200. 4		1, 750. 00	0010	121. 5
	1, 476. 23	0860	74. 9		1, 750. 00	0125	11. 3
	1, 476. 23	7450	15. 0		1, 750. 00	0200	38. 3
	1, 483. 86	0010	247. 0		1, 750. 00	0910	13. 9
	1, 500. 00	0010	111. 7		1, 750. 00	0920	67. 8
	1, 500. 00	0780	1. 7		1, 750. 00	7745	130. 4
	1, 500. 00	0910	103. 3		1, 770. 00	0010	27. 3
	1, 500. 00	0920	. 5		1, 771. 40	0715	105. 6
	1, 509. 84	0010	29. 4		1, 800. 00	0010	807. 6
	1, 510. 27	0920	3. 7		1, 800. 00	0780	31. 6
	1, 525. 00	0920	7. 3		1, 800. 00	0920	40. 1
	1, 530. 42	0910	34. 3		1, 800. 00	1080	93. 9
	1, 547. 00	7243	30. 0		1, 800. 00	1085	210. 4
	1, 550. 00	0010	199. 3		1, 800. 00	7745	225. 1
	1, 550. 00	0910	20. 8		1, 800. 00	7840	105. 8
	1, 550. 00	0920	4. 3		1, 820. 00	0010	54. 1
	1, 550. 00	7745	42. 4		1, 850. 00	0010	76. 0
	1, 550. 04	0010	15. 3		1, 850. 00	7745	3. 5
	1, 562. 00	0010	15. 0		1, 882. 00	0910	59. 5
	1, 570. 00	0010	20. 9		1, 882. 00	7600	63. 0
	1, 575. 00	0010	38. 1		1, 882. 00	7745	16. 3
	1, 600. 00	0010	557. 2		1, 900. 00	0010	9. 7
	1, 600. 00	0125	29. 5		1, 900. 00	1085	9. 2
	1, 600. 00	0780	55. 2		1, 924. 94	0010	11. 4
	1, 600. 00	0860	24. 9		1, 950. 00	7745	28. 4
	1, 600. 00	0910	263. 0		2, 000. 00	0010	80. 2
	1, 600. 00	0915	3. 1		2, 000. 00	0125	1. 0
	1, 600. 00	0920	23. 4		2, 000. 00	0780	4. 5
	1, 600. 00	0990	5. 8		2, 000. 00	0910	27. 3
	1, 600. 00	1085	9. 9		2, 000. 00	0915	5. 2
	1, 600. 00	7600	62. 4		2, 000. 00	0920	40. 7
	1, 600. 00	7745	30. 9		2, 000. 00	1000	8. 6
	1, 604. 12	0780	8. 0		2, 000. 00	1015	46. 2
	1, 612. 80	0910	20. 9		2, 000. 00	1085	28. 1
	1, 620. 00	1135	50. 6		2, 000. 00	7745	2. 8
	1, 621. 02	0010	68. 3		2, 250. 00	0920	116. 3
	1, 621. 03	0910	57. 4		2, 250. 00	1015	14. 9
	1, 623. 80	0920	121. 7				
	1, 623. 80	0925	48. 3	WTD. AVG. BASE	1, 660. 20		9, 830. 3
	1, 623. 85	0010	1, 116. 6				
	1, 623. 85	0920	48. 9	MEUNIER	900. 00	0780	4. 1
	1, 623. 85	7745	8. 3		994. 39	0470	161. 6
	1, 623. 90	0910	22. 1		1, 050. 00	0470	10. 6
	1, 624. 00	0915	5. 2		1, 100. 00	0920	7. 3
	1, 624. 69	0010	1. 0		1, 286. 00	0010	18. 8
	1, 625. 00	0010	44. 6		1, 500. 00	0010	7. 7
	1, 625. 00	0915	60. 6	WTD. AVG. BASE	1, 043. 65		210. 1

TABLE 8: BASE PRICE PAID TO GROWERS FOR GRAPES CRUSHED AND DELIVERED TO CALIFORNIA PROCESSORS FROM THE 1996 CROP WITH BRIX FACTORS AND PURCHASED TONNAGE, BY TYPE, VARIETY, REPORTING DISTRICT WHERE GROWN, AND WEIGHTED AVERAGE BASE PRICE.

District, Type, and Variety	Base Price Per Ton	Brix Factors	Tons	District, Type, and Variety	Base Price Per Ton	Brix Factors	Tons
	DOLLARS	CODE <u>a/</u>			DOLLARS	CODE <u>a/</u>	
DISTRICT 03 (Cont' d.)				PINOT NOIR (Cont' d.)			
MUSCAT HAMBURG	1,000.00	0010	1.9		994.20	0915	209.9
WTD. AVG. BASE	1,000.00		1.9		994.39	0010	34.5
					994.39	0470	327.7
NEBBIOLO	1,141.66	0780	.3		1,000.00	0010	51.6
	1,142.00	0780	.3		1,000.00	0470	5.9
	1,200.00	0010	.3		1,000.00	7745	2.5
	1,400.00	0010	8.0		1,050.00	0010	107.5
	1,885.00	0010	.5		1,050.00	0430	100.2
	2,000.00	0920	.1		1,050.00	0470	101.9
WTD. AVG. BASE	1,409.22		9.5		1,075.00	0010	14.4
					1,093.00	0450	8.9
PETITE SIRAH	1,000.00	0010	1.3		1,093.80	1015	230.1
	1,000.00	0780	3.8		1,093.83	0010	22.9
	1,000.00	7090	37.0		1,100.00	0010	74.7
	1,080.00	0780	36.6		1,100.00	0990	1.6
	1,080.49	0010	13.1		1,123.66	0470	27.0
	1,200.00	0010	16.3		1,124.33	0010	102.7
	1,200.00	0910	16.0		1,146.78	0010	471.7
	1,200.00	1085	22.7		1,150.00	0860	42.9
	1,250.00	0010	1.3		1,150.00	0480	89.9
	1,300.00	0010	24.8		1,194.00	0480	89.9
	1,300.00	1095	2.5		1,200.00	0010	334.8
	1,350.00	0140	8.9		1,200.00	0780	.3
	1,350.00	0910	1.8		1,200.00	0910	9.2
	1,350.00	1080	.5		1,200.00	0930	.7
	1,370.56	0010	12.7		1,200.00	1085	4.9
	1,400.00	0010	26.1		1,200.00	1185	15.8
	1,427.60	0910	7.9		1,200.00	7745	16.0
	1,450.00	0910	15.0		1,232.00	0780	2.6
	1,450.00	1135	6.4		1,250.00	0010	14.5
	1,475.00	0140	1.2		1,250.00	0910	74.7
	1,500.00	0010	2.6		1,250.00	0920	82.7
	1,500.00	0140	10.7		1,250.00	1010	22.4
	1,600.00	0010	4.4		1,250.00	7745	2.5
	1,600.00	0780	1.1		1,292.60	0915	100.3
	1,600.00	0803	7.0		1,300.00	0010	553.6
	1,600.00	0920	22.0		1,300.00	0430	2.1
	1,600.00	1000	1.7		1,300.00	0650	192.8
WTD. AVG. BASE	1,276.72		305.4		1,300.00	1135	33.5
					1,350.00	0010	112.2
PETIT VERDOT	1,266.70	0910	4.3		1,350.00	0350	151.9
	1,273.15	0010	6.9		1,350.00	0470	23.3
	1,340.00	0010	1.2		1,350.00	0920	47.4
	1,350.00	0010	4.7		1,350.00	7745	7.5
	1,400.00	0010	9.7		1,400.00	0010	141.4
	1,400.47	0010	5.4		1,400.00	0780	48.9
	1,450.00	0910	1.5		1,400.00	0920	22.3
	1,500.00	0010	.4		1,400.00	1015	5.5
	1,550.00	0910	4.8		1,400.00	1085	106.1
	1,591.82	0010	3.1		1,400.00	7745	11.8
	1,600.00	0010	5.4		1,413.48	0010	8.6
	1,695.00	0010	14.6		1,450.00	0010	86.8
	2,000.00	0860	2.3		1,450.00	0350	45.2
WTD. AVG. BASE	1,500.21		64.3		1,450.00	0910	2.7
					1,450.00	0920	225.2
PINOT NOIR	61.49	0010	13.9		1,450.00	1095	3.4
	750.00	0200	21.6		1,450.00	7745	22.1
	894.85	0010	6.0		1,450.00	7925	17.9
	950.00	0010	42.4		1,459.32	0010	8.3
	973.47	0430	64.8		1,500.00	0010	149.1
	991.00	0430	8.2		1,500.00	0780	67.5
	991.58	0430	808.0		1,500.00	0790	71.8
	991.58	0480	35.3		1,500.00	0920	7.6
	991.58	0780	18.7		1,500.00	0990	5.1
	991.58	0990	2.4		1,500.00	1010	7.7
	992.00	0780	34.3		1,500.00	1015	16.2
					1,500.00	1080	4.2
					1,500.00	7745	215.6
					1,500.00	7754	639.0
					1,504.53	0010	3.5
					1,525.00	0010	17.8
					1,525.00	8155	94.8

TABLE 8: BASE PRICE PAID TO GROWERS FOR GRAPES CRUSHED AND DELIVERED TO CALIFORNIA PROCESSORS FROM THE 1996 CROP WITH BRIX FACTORS AND PURCHASED TONNAGE, BY TYPE, VARIETY, REPORTING DISTRICT WHERE GROWN, AND WEIGHTED AVERAGE BASE PRICE.

District, Type, and Variety	Base Price Per Ton	Brix Factors	Tons	District, Type, and Variety	Base Price Per Ton	Brix Factors	Tons
	DOLLARS	CODE <i>a/</i>			DOLLARS	CODE <i>a/</i>	
DISTRICT 03 (Cont' d.)				SYRAH/FRENCH	894.85	0010	43.7
				SYRAH-SHIRAZ	1,200.00	0010	17.1
					1,207.50	0010	154.8
PINOT NOIR	1,550.00	0010	16.2		1,207.50	0780	8.3
(Cont' d.)	1,550.00	7745	26.2		1,208.00	0010	1.8
	1,600.00	0010	173.1		1,250.00	0010	21.1
	1,600.00	0920	1.6		1,250.00	1140	8.5
	1,600.00	1010	17.0		1,250.00	7745	29.9
	1,600.00	1085	8.3		1,275.00	0010	.3
	1,600.00	1095	5.4		1,300.00	0010	11.0
	1,600.00	7745	20.1		1,300.00	1085	20.6
	1,600.00	7927	16.4		1,328.20	1015	13.5
	1,650.00	0010	38.6		1,350.00	0200	1.9
	1,700.00	0010	77.5		1,350.00	7360	11.0
	1,700.00	0910	3.0		1,354.60	7745	46.6
	1,700.00	0920	2.7		1,400.00	0010	24.2
	1,700.00	7745	88.1		1,400.00	0930	6.5
	1,720.00	1010	6.9		1,400.00	1085	7.5
	1,750.00	0010	8.0		1,425.00	1095	2.6
	1,750.00	7745	26.9		1,450.00	0010	3.0
	1,800.00	0010	43.9		1,450.00	7745	.4
	1,800.00	0440	33.0		1,500.00	0010	12.5
	1,800.00	0780	32.4		1,500.00	0920	8.8
	1,800.00	0920	23.6		1,550.00	0010	15.9
	1,800.00	1095	2.6		1,600.00	0010	16.6
	1,800.00	7745	28.5		1,600.00	0780	11.7
	1,980.00	7745	23.1		1,600.00	1135	10.3
	2,000.00	0010	14.3		1,650.00	0010	16.7
	2,000.00	0930	4.4		1,750.00	7360	9.1
	2,000.00	1085	5.9		1,848.43	7745	2.2
	2,100.00	0010	18.3	WTD. AVG. BASE	1,302.86		538.1
	2,100.00	7745	17.8	TANNAT	1,200.00	1175	.3
	2,186.00	0010	114.0				
	2,200.00	0010	18.0	WTD. AVG. BASE	1,200.00		.3
	2,200.00	0910	2.0	TEMPRANILLO	1,400.00	0910	18.2
	2,200.00	1085	54.4				
	2,250.00	0010	2.8	WTD. AVG. BASE	1,400.00		18.2
	2,300.00	7745	49.3	ZINFANDEL	280.23	0010	.6
	2,500.00	0010	17.2		435.22	0910	.4
	3,000.00	0010	.8		500.00	0010	22.8
WTD. AVG. BASE	1,312.00		7,988.2		600.00	0440	21.5
PINOT ST GEORGE	600.00	0780	17.1		600.00	1920	17.7
	700.00	0010	3.3		630.00	0010	2,181.9
WTD. AVG. BASE	616.18		20.4		630.00	2000	965.5
SANGIOVETO/ SANGIOVESE	1,200.00	0010	50.8		700.00	0010	2.5
	1,200.00	7745	12.3		700.00	0930	1.1
	1,220.00	0780	41.5		800.00	0010	196.9
	1,220.23	0780	1.7		950.00	0010	2.0
	1,261.51	0010	10.7		980.00	1085	31.0
	1,277.34	0010	2.6		990.34	0010	42.4
	1,300.00	0010	22.6		1,000.00	0010	25.3
	1,400.00	0010	38.3		1,000.00	0920	1.6
	1,400.00	1085	2.6		1,000.00	0930	1.9
	1,450.00	0010	7.6		1,000.00	7745	6.9
	1,488.57	0010	.2		1,020.00	0780	17.2
	1,500.00	0010	70.3		1,088.41	0780	21.9
	1,536.93	0780	12.0		1,100.00	0010	5.2
	1,550.00	0010	14.2		1,100.00	0670	.6
	1,650.00	0010	7.0		1,100.00	0920	101.3
	1,700.00	0010	5.0		1,150.00	0010	14.6
	1,750.00	0010	24.1		1,200.00	0010	227.8
	1,830.00	0010	7.6		1,200.00	0650	17.6
	2,000.00	0010	10.2		1,200.00	0780	215.5
WTD. AVG. BASE	1,422.91		341.3		1,200.00	0920	5.4
					1,200.00	0930	.7
					1,250.00	0010	91.5
					1,297.10	0010	117.3

TABLE 8: BASE PRICE PAID TO GROWERS FOR GRAPES CRUSHED AND DELIVERED TO CALIFORNIA PROCESSORS FROM THE 1996 CROP WITH BRIX FACTORS AND PURCHASED TONNAGE, BY TYPE, VARIETY, REPORTING DISTRICT WHERE GROWN, AND WEIGHTED AVERAGE BASE PRICE.

District, Type, and Variety	Base Price Per Ton	Brix Factors	Tons	District, Type, and Variety	Base Price Per Ton	Brix Factors	Tons
	DOLLARS	CODE a/			DOLLARS	CODE a/	
DISTRICT 03 (Cont' d.)				ZINFANDEL (Cont' d.)			
ZINFANDEL (Cont' d.)	1,300.00	0010	97.8		1,600.00	0930	30.7
	1,300.00	0130	1.5		1,600.00	1000	9.7
	1,300.00	0780	3.2		1,600.00	1085	7.0
	1,300.00	0910	35.9		1,600.00	7745	26.7
	1,300.00	0920	43.6		1,633.33	0010	30.0
	1,300.00	1075	17.3		1,650.00	0010	465.2
	1,300.00	1085	33.2		1,650.00	0910	4.2
	1,300.00	7745	11.0		1,650.00	0920	8.1
	1,300.60	1015	29.5		1,700.00	0010	124.9
	1,350.00	0010	48.3		1,700.00	0780	60.4
	1,350.00	0140	40.3		1,700.00	0800	30.3
	1,350.00	0910	31.9		1,700.00	0920	2.9
	1,350.00	0920	341.2		1,750.00	0010	39.4
	1,350.00	1080	4.3		1,750.00	0915	22.1
	1,350.00	7745	4.4		1,800.00	0010	51.5
	1,375.00	0010	9.0		1,800.00	0920	2.0
	1,375.00	0920	16.0		1,800.00	0930	10.0
	1,400.00	0010	386.5		1,850.00	0010	4.3
	1,400.00	0125	10.5		2,000.00	0010	27.2
	1,400.00	0140	30.8		2,000.00	0910	41.2
	1,400.00	0780	137.3		2,100.00	7745	24.4
	1,400.00	0910	101.2		2,200.00	0920	8.4
	1,400.00	0915	19.1		2,200.00	0930	7.7
	1,400.00	0920	146.3				
	1,400.00	0925	88.0	WTD. AVG. BASE	1,221.60		11,536.0
	1,400.00	1000	4.1	OTHER RED	382.35	0010	1.7
	1,400.00	1075	26.5		500.00	0010	1.1
	1,400.00	1085	55.8		650.00	0010	1.5
	1,400.00	1095	5.6		875.00	0010	9.6
	1,400.00	1220	5.5		1,000.00	0010	41.5
	1,400.00	7745	69.1		1,000.00	1085	4.5
	1,450.00	0010	161.2		1,200.00	0780	.1
	1,450.00	0125	10.3		1,300.00	1095	.2
	1,450.00	0910	112.6		1,350.00	0140	14.0
	1,450.00	1085	13.5		1,400.00	0140	36.7
	1,470.00	0010	14.6		1,475.00	0140	13.6
	1,470.99	0010	63.5		1,500.00	0010	6.5
	1,475.00	0140	44.9		1,575.00	0920	27.4
	1,485.91	0010	.3		1,600.00	0010	4.1
	1,500.00	0010	634.8		1,600.00	0140	11.8
	1,500.00	0200	4.5		1,650.00	0140	56.5
	1,500.00	0780	15.3	WTD. AVG. BASE	1,381.56		230.8
	1,500.00	0803	20.5	DISTRICT 04			
	1,500.00	0910	97.4	WINE GRAPES (WHITE)			
	1,500.00	0915	41.9	CHARDONNAY	600.00	0910	1.1
	1,500.00	0920	133.2		900.00	0495	21.4
	1,500.00	0930	65.8		1,000.00	0010	11.7
	1,500.00	1075	21.1		1,000.00	0125	15.9
	1,500.00	1080	1.3		1,000.00	0770	.8
	1,500.00	1085	121.7		1,000.00	1080	2.5
	1,500.00	1095	14.2		1,000.00	7040	3.9
	1,500.00	1220	3.6		1,004.48	0010	63.3
	1,500.00	7600	.4		1,050.00	0855	79.0
	1,500.00	7745	52.6		1,100.00	0010	77.9
	1,500.00	7754	1,880.0		1,100.00	0765	9.2
	1,500.00	7755	5.9		1,100.00	0780	10.0
	1,500.00	8155	6.4		1,100.00	0855	35.5
	1,520.00	0010	37.5		1,100.00	1000	95.8
	1,550.00	0010	44.6		1,134.10	7240	25.9
	1,550.00	0920	26.3		1,141.20	0010	1.2
	1,583.00	0010	2.0		1,150.00	1000	5.3
	1,587.00	0010	2.4		1,150.00	7240	43.6
	1,600.00	0010	453.6		1,152.40	0010	26.0
	1,600.00	0780	8.0				
	1,600.00	0910	9.1				
	1,600.00	0915	16.6				
	1,600.00	0920	142.8				

TABLE 8: BASE PRICE PAID TO GROWERS FOR GRAPES CRUSHED AND DELIVERED TO CALIFORNIA PROCESSORS FROM THE 1996 CROP WITH BRIX FACTORS AND PURCHASED TONNAGE, BY TYPE, VARIETY, REPORTING DISTRICT WHERE GROWN, AND WEIGHTED AVERAGE BASE PRICE.

District, Type, and Variety	Base Price Per Ton	Brix Factors	Tons	District, Type, and Variety	Base Price Per Ton	Brix Factors	Tons
	DOLLARS	CODE a/			DOLLARS	CODE a/	
DISTRICT 04 (Cont' d.)				CHARDONNAY (Cont' d.)	1, 420. 00	0010	16. 7
CHARDONNAY (Cont' d.)	1, 191. 44	0010	51. 7		1, 428. 98	6230	86. 3
	1, 200. 00	0010	195. 2		1, 430. 00	0770	19. 4
	1, 200. 00	0650	20. 7		1, 436. 00	0010	63. 6
	1, 200. 00	0990	18. 1		1, 438. 32	0010	45. 0
	1, 200. 00	1000	2. 4		1, 439. 31	0010	12. 8
	1, 200. 00	1070	5. 9		1, 450. 00	0010	69. 9
	1, 200. 00	7240	48. 1		1, 450. 00	0495	23. 5
	1, 200. 00	7745	65. 8		1, 450. 00	0900	12. 3
	1, 213. 00	0910	182. 0		1, 450. 00	0990	30. 6
	1, 240. 70	0010	33. 5		1, 450. 00	7240	12. 2
	1, 250. 00	0010	177. 7		1, 450. 00	7360	50. 8
	1, 250. 00	1000	3. 3		1, 464. 50	7240	99. 6
	1, 260. 00	0010	23. 6		1, 471. 00	0010	12. 2
	1, 260. 00	0890	36. 9		1, 471. 81	0010	92. 0
	1, 260. 00	7040	29. 9		1, 471. 89	0010	12. 5
	1, 262. 50	0010	172. 7		1, 471. 89	0780	22. 0
	1, 294. 60	0770	30. 3		1, 472. 00	0010	53. 7
	1, 300. 00	0010	140. 7		1, 473. 12	0010	10. 3
	1, 300. 00	0125	4. 9		1, 473. 24	0010	348. 3
	1, 300. 00	0430	100. 4		1, 475. 00	0010	39. 2
	1, 300. 00	0770	18. 6		1, 480. 00	0010	20. 0
	1, 300. 00	0780	9. 1		1, 489. 31	0010	50. 9
	1, 300. 00	0855	4. 9		1, 500. 00	0010	700. 4
	1, 300. 00	0990	19. 9		1, 500. 00	0200	15. 7
	1, 300. 00	7063	16. 0		1, 500. 00	0430	54. 9
	1, 302. 75	0010	154. 2		1, 500. 00	0770	52. 2
	1, 302. 75	0430	33. 2		1, 500. 00	0780	1. 5
	1, 308. 00	0770	19. 5		1, 500. 00	0890	25. 9
	1, 312. 50	0495	41. 5		1, 500. 00	0910	8. 2
	1, 330. 00	0010	33. 6		1, 500. 00	0920	78. 1
	1, 333. 50	0990	24. 5		1, 500. 00	0990	20. 6
	1, 337. 53	0010	49. 0		1, 500. 00	1010	39. 2
	1, 337. 97	0010	163. 4		1, 500. 00	6210	113. 7
	1, 337. 97	2990	6. 6		1, 500. 00	7053	102. 5
	1, 338. 00	0010	35. 3		1, 500. 00	7240	43. 0
	1, 338. 00	0920	49. 3		1, 500. 00	7360	93. 0
	1, 338. 00	7240	3. 4		1, 500. 00	7745	104. 8
	1, 339. 00	0010	31. 7		1, 500. 00	7753	185. 6
	1, 339. 20	0010	32. 7		1, 505. 09	7642	12. 8
	1, 339. 20	0910	40. 2		1, 510. 74	0900	51. 5
	1, 339. 31	0010	100. 2		1, 513. 73	0770	10. 8
	1, 339. 31	7240	7. 3		1, 538. 67	1125	12. 0
	1, 339. 94	0010	72. 4		1, 545. 00	0010	119. 9
	1, 350. 00	0010	207. 6		1, 549. 95	0010	16. 6
	1, 350. 00	0765	. 3		1, 550. 00	0010	864. 3
	1, 350. 00	0770	102. 0		1, 550. 00	0780	83. 4
	1, 350. 00	0900	26. 3		1, 550. 00	0910	12. 3
	1, 350. 00	0910	87. 9		1, 550. 00	0995	3. 7
	1, 350. 00	0920	22. 0		1, 550. 00	7140	6. 4
	1, 350. 00	7240	31. 4		1, 550. 00	7240	11. 7
	1, 355. 15	0430	30. 5		1, 573. 00	0910	289. 2
	1, 360. 56	0010	12. 8		1, 577. 00	0010	1. 9
	1, 363. 50	7240	34. 1		1, 589. 95	0770	183. 0
	1, 364. 85	0770	33. 2		1, 590. 43	0740	49. 6
	1, 371. 42	0010	31. 3		1, 595. 00	6230	98. 0
	1, 375. 00	0010	5. 9		1, 600. 00	0010	897. 1
	1, 389. 66	0770	10. 0		1, 600. 00	0910	22. 1
	1, 400. 00	0010	326. 8		1, 600. 00	0915	17. 1
	1, 400. 00	0770	9. 7		1, 600. 00	0920	120. 9
	1, 400. 00	0890	112. 5		1, 600. 00	0990	45. 3
	1, 400. 00	0900	1. 3		1, 600. 00	1075	16. 3
	1, 400. 00	0910	19. 2		1, 600. 00	1095	4. 2
	1, 400. 00	7240	6. 0		1, 600. 00	1125	33. 8
	1, 400. 00	7745	15. 7		1, 600. 00	7240	17. 0
	1, 404. 87	0010	17. 1		1, 600. 00	7355	17. 6
	1, 404. 98	0780	40. 4		1, 600. 00	7745	13. 9
	1, 405. 00	0010	19. 5		1, 605. 00	0010	37. 3
					1, 605. 70	0010	29. 2
					1, 605. 70	0780	178. 0
					1, 607. 00	0010	6. 1

TABLE 8: BASE PRICE PAID TO GROWERS FOR GRAPES CRUSHED AND DELIVERED TO CALIFORNIA PROCESSORS FROM THE 1996 CROP WITH BRIX FACTORS AND PURCHASED TONNAGE, BY TYPE, VARIETY, REPORTING DISTRICT WHERE GROWN, AND WEIGHTED AVERAGE BASE PRICE.

District, Type, and Variety	Base Price Per Ton	Brix Factors	Tons	District, Type, and Variety	Base Price Per Ton	Brix Factors	Tons
	DOLLARS	CODE <u>a/</u>			DOLLARS	CODE <u>a/</u>	
DISTRICT 04 (Cont' d.)				CHARDONNAY	2,102.23	1175	53.3
CHARDONNAY	1,607.17	0780	89.8	(Cont' d.)	2,150.00	0770	52.2
(Cont' d.)	1,625.00	0010	102.1		2,200.00	0860	10.5
	1,625.00	0900	10.2		2,300.00	0010	4.8
	1,625.00	1085	4.3		2,310.00	7745	39.2
	1,627.15	0845	140.8		2,641.65	0010	14.1
	1,632.13	7243	20.9		3,000.00	7745	3.5
	1,648.00	0010	20.2	WTD. AVG. BASE	1,542.61		15,146.6
	1,650.00	0010	114.2	CHENIN BLANC	529.45	0010	12.5
	1,650.00	0770	52.0		550.00	0010	4.9
	1,650.00	0780	35.5		550.00	2990	8.4
	1,650.00	0905	5.8		559.16	0010	9.5
	1,650.00	0910	78.6		600.00	0010	457.5
	1,650.00	1080	2.2		600.00	0770	5.8
	1,650.00	6212	15.4		615.00	0010	45.7
	1,650.00	7053	100.2		625.00	0010	43.6
	1,650.00	7360	50.8		650.00	0780	40.1
	1,650.00	7745	259.4		750.00	0010	5.2
	1,660.78	7642	21.9		900.00	0510	150.8
	1,675.68	0010	48.6	WTD. AVG. BASE	661.05		784.0
	1,700.00	0010	86.6	FLORA	1,304.00	0010	28.3
	1,700.00	0770	189.1	WTD. AVG. BASE	1,304.00		28.3
	1,700.00	0780	15.1	FRENCH COLOMBARD	475.00	0010	7.0
	1,700.00	0910	18.8		600.00	0115	6.9
	1,700.00	0990	209.1	WTD. AVG. BASE	537.05		13.9
	1,700.00	1075	79.3	GEWURZTRAMNER	450.00	0010	3.5
	1,700.00	7745	86.6		550.00	0010	.3
	1,712.06	0010	211.5		600.00	0010	2.4
	1,720.93	0740	86.2		700.00	0010	10.6
	1,725.00	0010	58.1		750.00	0010	12.1
	1,750.00	0010	398.3		1,200.00	0010	11.0
	1,750.00	0125	76.9	WTD. AVG. BASE	823.93		39.9
	1,750.00	0780	89.9	MALVASIA BIANCA	1,000.00	0770	.2
	1,750.00	0910	13.3	WTD. AVG. BASE	1,000.00		.2
	1,750.00	0990	75.0	MARSANNE	1,200.00	0010	.4
	1,750.00	7745	7.1	WTD. AVG. BASE	1,200.00		.4
	1,763.28	7243	52.2	MUSCAT BLANC/ M CANELLI	750.00	0010	4.3
	1,764.58	2990	59.2		800.00	0930	.4
	1,764.58	6968	21.8		900.00	0010	4.9
	1,766.63	0860	468.7		935.02	0760	6.6
	1,800.00	0010	172.1		1,007.60	0010	.3
	1,800.00	0770	3.7		1,111.00	0010	6.3
	1,800.00	0780	5.1		1,400.00	0150	18.0
	1,800.00	0900	14.9	WTD. AVG. BASE	1,142.84		40.8
	1,800.00	0910	110.9	PINOT BLANC	900.00	0780	4.4
	1,800.00	1075	51.2		914.45	0010	19.4
	1,800.00	7745	50.6		925.00	0780	9.0
	1,807.00	0010	31.2		1,000.00	0010	196.2
	1,825.00	0010	29.3		1,600.00	0670	18.8
	1,837.56	0010	20.5	WTD. AVG. BASE	1,034.32		247.8
	1,843.00	0010	20.3	PINOT GRIS	1,145.00	0010	68.6
	1,850.00	0010	86.4		1,400.00	0010	3.7
	1,850.00	0125	10.8		1,500.00	0010	5.1
	1,850.00	0910	11.3				
	1,850.00	0920	148.4				
	1,870.00	0010	55.3				
	1,875.00	0770	18.4				
	1,875.00	1135	43.4				
	1,890.36	0010	11.5				
	1,900.00	0010	57.5				
	1,900.00	0770	99.0				
	1,950.00	0770	16.5				
	1,972.18	6968	115.0				
	2,000.00	0010	84.1				
	2,000.00	1010	20.8				
	2,000.00	7745	5.7				
	2,002.96	0010	8.6				
	2,100.00	0125	20.9				

TABLE 8: BASE PRICE PAID TO GROWERS FOR GRAPES CRUSHED AND DELIVERED TO CALIFORNIA PROCESSORS FROM THE 1996 CROP WITH BRIX FACTORS AND PURCHASED TONNAGE, BY TYPE, VARIETY, REPORTING DISTRICT WHERE GROWN, AND WEIGHTED AVERAGE BASE PRICE.

District, Type, and Variety	Base Price Per Ton	Brix Factors	Tons	District, Type, and Variety	Base Price Per Ton	Brix Factors	Tons
	DOLLARS	CODE <i>a/</i>			DOLLARS	CODE <i>a/</i>	
DISTRICT 04 (Cont' d.)				SAUVIGNON BLANC			
(Cont' d.)				(Cont' d.)			
PINOT GRIS	1,500.00	0670	.9	SAUVIGNON BLANC	1,150.00	0805	31.8
(Cont' d.)	1,500.00	0725	1.4	(Cont' d.)	1,180.00	0010	5.0
WTD. AVG. BASE	1,189.80		79.7		1,200.00	0010	162.4
SAUVIGNON BLANC	600.00	0010	2.4		1,200.00	0125	5.0
	616.91	0010	10.3		1,200.00	0735	68.1
	700.00	0780	3.6		1,200.00	6275	32.9
	741.43	0910	13.3		1,200.00	7745	32.1
	750.00	0010	25.0		1,212.00	0010	6.4
	750.00	5085	4.3		1,222.00	0010	19.1
	768.07	0010	21.2		1,250.00	0010	45.8
	775.00	0010	16.9		1,300.00	0010	61.0
	793.93	0735	11.9		1,485.00	0010	1.7
	798.14	0755	40.6		1,500.00	0920	2.3
	800.00	0010	6.1		1,504.93	0010	6.6
	800.00	0840	.8		3,283.53	1230	6.7
	800.18	0755	75.0	WTD. AVG. BASE	963.57		4,367.4
	800.18	0835	5.5	SAUVIGNON	1,023.75	0890	10.8
	811.91	0735	19.7	MUSQUE	1,100.00	0010	13.0
	821.55	0010	24.8		1,103.00	0010	43.9
	822.55	0010	121.4		1,140.00	0615	9.2
	823.81	0735	530.5	WTD. AVG. BASE	1,095.79		76.9
	823.81	0755	168.8	SAUVIGNON VERT	540.00	0985	1.0
	824.41	0735	92.3	WTD. AVG. BASE	540.00		1.0
	825.00	0735	9.2	SEMILLON	741.06	0750	9.0
	850.00	0010	124.2		800.00	0840	1.3
	850.00	0735	11.5		853.47	0735	10.2
	850.00	0770	12.1		861.70	0735	22.3
	892.50	0010	74.9		875.00	0010	15.6
	892.50	0835	30.6		883.02	0010	27.8
	900.00	0010	189.3		900.00	0010	89.7
	900.00	0735	38.6		900.00	0640	10.6
	900.00	0780	14.7		950.00	0010	.8
	900.00	0890	69.0		950.00	0115	6.0
	904.80	0900	54.7		950.00	0735	27.7
	906.18	0650	92.2		950.00	0750	68.3
	906.18	2990	92.2		950.00	0760	9.0
	916.48	0735	55.3		974.10	0835	16.2
	920.67	0010	295.6		1,000.00	0735	18.9
	922.55	0010	25.0		1,050.00	0010	2.3
	923.81	0010	16.5		1,050.00	0115	13.2
	949.81	0010	119.3		1,050.00	0735	13.1
	950.00	0010	98.5		1,050.00	0840	13.4
	950.00	0735	97.0		1,080.00	0660	7.0
	950.00	0770	15.8		1,100.00	0010	4.5
	963.57	0010	10.2		1,100.00	0735	5.8
	1,000.00	0010	151.4		1,125.00	0010	24.0
	1,000.00	0735	28.3		1,136.00	0010	8.6
	1,000.00	6275	12.4		1,180.00	0010	20.1
	1,000.00	7095	13.4		1,200.00	0010	26.0
	1,000.00	7745	22.4		1,200.00	0735	10.1
	1,010.00	0010	32.8		1,250.00	0010	7.1
	1,025.00	0010	53.9		1,350.00	0010	10.9
	1,050.00	0010	10.2		1,400.00	1015	4.2
	1,050.00	0115	146.6		1,400.00	7360	10.3
	1,050.00	0855	4.9		1,500.00	0920	4.6
	1,050.00	6275	7.2		2,000.00	1315	1.3
	1,078.00	0010	41.1		3,283.53	1230	28.6
	1,079.00	0010	134.7	WTD. AVG. BASE	1,128.69		548.5
	1,100.00	0010	175.0	SYLVANER	500.00	2990	4.8
	1,100.00	0735	61.1	WTD. AVG. BASE	500.00		4.8
	1,100.00	0890	83.6				
	1,100.00	6932	7.9				
	1,140.00	0010	15.2				
	1,145.00	0010	125.9				
	1,147.00	0010	11.7				

TABLE 8: BASE PRICE PAID TO GROWERS FOR GRAPES CRUSHED AND DELIVERED TO CALIFORNIA PROCESSORS FROM THE 1996 CROP WITH BRIX FACTORS AND PURCHASED TONNAGE, BY TYPE, VARIETY, REPORTING DISTRICT WHERE GROWN, AND WEIGHTED AVERAGE BASE PRICE.

District, Type, and Variety	Base Price Per Ton	Brix Factors	Tons	District, Type, and Variety	Base Price Per Ton	Brix Factors	Tons
	DOLLARS	CODE <u>a/</u>			DOLLARS	CODE <u>a/</u>	
DISTRICT 04 (Cont' d.)				CABERNET FRANC (Cont' d.)			
VIIGNIER	1,200.00	0910	1.6		1,500.00	0010	89.0
	1,300.00	0010	14.3		1,500.00	1000	18.1
	1,650.00	1085	.7		1,530.86	0860	23.3
	1,700.00	0770	.1		1,531.90	0010	7.5
	1,800.00	1085	.9		1,535.14	0915	9.3
	1,950.00	0010	2.6		1,550.00	0860	5.3
	2,000.00	0200	9.6		1,561.92	0010	11.2
WTD. AVG. BASE	1,601.51		29.8		1,600.00	0010	58.0
					1,600.00	0125	9.8
WHITE RIESLING	700.00	0010	36.8		1,600.00	0860	8.4
	800.00	0010	10.9		1,600.00	1090	11.0
	800.00	6230	3.9		1,604.68	7745	2.1
	813.65	0650	198.5		1,606.00	0010	7.9
	825.00	0720	5.4		1,643.00	0010	2.9
	900.00	0770	17.5		1,650.00	0010	13.4
	1,067.00	0010	1.0		1,650.00	0910	1.4
	1,100.00	0010	12.2		1,650.00	0930	4.4
	1,100.00	0910	10.4		1,650.00	1000	6.5
	1,167.00	0655	55.7		1,650.00	7745	6.0
WTD. AVG. BASE	880.62		352.3		1,679.00	0010	15.2
					1,679.16	0010	3.9
OTHER WHITE	700.00	0010	1.7		1,696.50	0770	.1
WTD. AVG. BASE	700.00		1.7		1,700.00	0010	28.7
					1,700.00	0860	6.5
WINE GRAPES (RED)					1,700.00	0920	4.6
BARBERA	950.00	0930	1.0		1,708.80	0125	2.6
	1,400.00	0010	.4		1,719.00	0010	4.4
WTD. AVG. BASE	1,078.57		1.4		1,750.00	0010	23.5
					1,754.30	0780	6.3
CABERNET FRANC	800.00	0010	8.7		1,777.00	1085	.2
	1,000.00	0010	.4		1,786.90	0860	64.3
	1,000.00	0780	1.5		1,800.00	0010	49.7
	1,000.00	1095	9.2		1,800.00	0140	2.7
	1,040.00	0010	6.5		1,800.00	0920	4.9
	1,100.00	7240	16.2		1,800.00	1010	14.6
	1,200.00	0010	31.2		1,800.00	1085	2.5
	1,250.00	0010	35.0		1,823.56	0990	5.0
	1,250.00	0860	2.2		1,830.00	8185	13.3
	1,294.32	7240	2.6		1,850.00	1080	4.8
	1,299.52	0990	16.6		1,858.19	0010	90.8
	1,316.00	0010	4.4		1,870.00	0010	12.3
	1,350.00	0990	44.5		1,880.00	7243	7.1
	1,351.44	0125	26.3		1,895.52	0985	33.5
	1,351.44	0915	6.1		1,900.00	0010	16.6
	1,372.00	0010	10.1		1,900.00	0125	7.7
	1,400.00	0780	17.4		1,900.00	0860	7.7
	1,409.00	0010	.4		1,900.00	1175	11.4
	1,409.06	0010	22.9		1,900.00	7745	.9
	1,450.00	0010	19.2		1,910.00	0010	4.1
	1,450.00	0910	20.8		1,925.00	0010	42.0
	1,450.00	0920	21.0		1,950.00	0010	4.4
	1,458.80	0770	7.8		2,000.00	0010	75.3
	1,458.80	1010	100.3		2,000.00	0860	11.4
	1,458.80	7735	41.4		2,000.00	0930	9.3
	1,459.00	0010	13.5		2,000.00	7745	.7
	1,460.14	0010	25.7		2,007.00	0990	5.0
	1,461.92	0010	6.5		2,016.00	0010	55.7
	1,463.00	0010	17.9		2,050.00	0010	3.0
	1,463.24	0910	2.4		2,100.00	0920	1.0
	1,465.00	0010	6.1		2,200.00	0010	23.5
	1,480.00	0770	5.2		2,298.80	1000	3.9
	1,481.92	0010	8.9		2,450.00	0010	3.2
					2,500.00	0920	8.9
					2,500.00	1080	3.1
					2,700.00	0010	2.1
					2,700.00	7745	1.7
					3,500.00	0915	4.8
				WTD. AVG. BASE	1,650.73		1,563.3

TABLE 8: BASE PRICE PAID TO GROWERS FOR GRAPES CRUSHED AND DELIVERED TO CALIFORNIA PROCESSORS FROM THE 1996 CROP WITH BRIX FACTORS AND PURCHASED TONNAGE, BY TYPE, VARIETY, REPORTING DISTRICT WHERE GROWN, AND WEIGHTED AVERAGE BASE PRICE.

District, Type, and Variety	Base Price Per Ton	Brix Factors	Tons	District, Type, and Variety	Base Price Per Ton	Brix Factors	Tons
	DOLLARS	CODE a/			DOLLARS	CODE a/	
DISTRICT 04 (Cont' d.)				SAUVIGNON (Cont' d.)	1,600.00	0010	380.8
					1,600.00	0125	18.2
					1,600.00	0780	4.7
					1,600.00	0855	12.5
					1,600.00	0860	178.1
					1,600.00	0910	8.6
					1,600.00	0920	11.9
					1,600.00	1000	2.3
					1,600.00	1058	9.3
					1,600.00	1085	27.5
					1,600.00	6230	728.9
					1,600.00	7240	12.2
					1,600.00	7243	20.8
					1,600.00	7340	44.0
					1,600.00	7754	133.8
					1,625.00	0010	25.0
					1,625.00	0780	18.6
					1,625.00	7745	2.9
					1,628.98	0010	6.5
					1,643.69	0010	3.5
					1,650.00	0010	40.4
					1,650.00	0125	6.9
					1,650.00	0860	29.0
					1,650.00	0910	19.1
					1,650.00	1000	31.5
					1,650.00	1095	4.9
					1,650.00	6230	398.8
					1,650.00	7745	182.0
					1,660.00	0010	77.2
					1,678.98	0010	30.4
					1,680.00	0010	42.6
					1,683.60	0010	313.7
					1,698.00	0010	3.4
					1,700.00	0010	208.5
					1,700.00	0125	16.9
					1,700.00	0860	90.7
					1,700.00	0900	33.0
					1,700.00	0910	13.8
					1,700.00	1000	40.9
					1,700.00	1075	29.8
					1,700.00	7240	13.9
					1,700.00	7745	177.4
					1,702.49	0930	5.6
					1,714.49	0115	13.8
					1,733.00	0010	42.9
					1,734.00	0010	64.3
					1,734.59	0010	382.7
					1,734.59	0780	19.5
					1,734.71	0010	30.3
					1,735.86	0780	51.1
					1,735.87	0010	7.4
					1,735.87	7745	14.0
					1,736.00	0010	8.6
					1,736.88	0010	171.7
					1,738.33	6230	28.9
					1,750.00	0010	123.2
					1,750.00	0125	18.4
					1,750.00	0780	32.4
					1,750.00	0910	190.4
					1,750.00	0990	125.0
					1,750.00	7243	45.8
					1,750.00	7355	50.1
					1,750.00	7745	43.7
					1,775.98	0780	8.9
					1,778.06	0125	5.6
					1,786.90	0860	188.5
					1,800.00	0010	222.8
					1,800.00	0125	8.8
					1,800.00	0770	34.0
					1,800.00	0860	123.3
CABERNET	500.00	0910	176.5				
SAUVIGNON	650.00	0910	8.3				
	700.00	0010	.4				
	700.00	0990	1.0				
	1,000.00	0010	90.2				
	1,000.00	0780	11.8				
	1,000.00	0860	1.9				
	1,000.00	1095	18.7				
	1,024.33	0930	7.8				
	1,050.00	0010	9.3				
	1,100.00	7240	26.6				
	1,100.00	7750	16.8				
	1,169.60	0520	.3				
	1,200.00	0010	276.6				
	1,200.00	0780	40.3				
	1,200.00	7233	37.3				
	1,200.00	7240	15.7				
	1,250.00	0860	4.0				
	1,260.00	0990	2.7				
	1,300.00	0860	19.4				
	1,300.00	7240	92.7				
	1,316.00	7240	194.8				
	1,325.00	0780	5.9				
	1,330.00	0010	89.4				
	1,400.00	0010	199.6				
	1,400.00	0780	30.5				
	1,400.00	0910	35.1				
	1,400.00	0930	153.5				
	1,419.76	0125	3.7				
	1,419.76	0915	6.9				
	1,450.00	0010	26.9				
	1,450.00	0780	9.7				
	1,450.00	7745	8.0				
	1,464.00	0860	9.1				
	1,470.00	0990	39.8				
	1,485.69	1090	226.8				
	1,486.42	0010	29.7				
	1,500.00	0010	7.2				
	1,500.00	0660	1.0				
	1,500.00	0780	4.6				
	1,500.00	0860	41.2				
	1,500.00	0910	72.7				
	1,500.00	0920	97.0				
	1,514.03	0860	56.2				
	1,514.18	0010	36.8				
	1,514.18	0900	18.1				
	1,550.00	0010	38.2				
	1,550.00	0780	14.7				
	1,550.00	7240	60.8				
	1,556.00	0010	28.1				
	1,560.00	0910	17.9				
	1,563.97	7240	5.5				
	1,565.00	8185	31.7				
	1,575.00	0010	9.5				
	1,575.00	0780	2.7				
	1,575.00	0990	62.3				
	1,575.98	0010	166.2				
	1,576.00	0010	39.4				
	1,576.90	0910	6.1				
	1,578.00	7240	14.4				
	1,578.06	0010	128.0				
	1,578.06	0760	16.9				
	1,578.06	0860	165.4				
	1,578.91	0010	44.4				
	1,578.98	0010	189.1				
	1,578.98	0860	77.0				
	1,578.98	7240	77.5				
CABERNET	1,586.06	0860	17.0				

TABLE 8: BASE PRICE PAID TO GROWERS FOR GRAPES CRUSHED AND DELIVERED TO CALIFORNIA PROCESSORS FROM THE 1996 CROP WITH BRIX FACTORS AND PURCHASED TONNAGE, BY TYPE, VARIETY, REPORTING DISTRICT WHERE GROWN, AND WEIGHTED AVERAGE BASE PRICE.

District, Type, and Variety	Base Price Per Ton	Brix Factors	Tons	District, Type, and Variety	Base Price Per Ton	Brix Factors	Tons
	DOLLARS	CODE <u>a/</u>			DOLLARS	CODE <u>a/</u>	
DISTRICT 04 (Cont' d.)				SAUVIGNON	1, 978. 06	0125	5. 5
				(Cont' d.)	1, 979. 00	6968	41. 2
					1, 980. 45	6230	35. 2
					1, 985. 01	0010	58. 3
					1, 993. 80	0985	25. 6
CABERNET	1, 800. 00	0910	5. 0		2, 000. 00	0010	819. 5
SAUVIGNON	1, 800. 00	0920	22. 2		2, 000. 00	0125	26. 6
(Cont' d.)	1, 800. 00	0990	59. 6		2, 000. 00	0770	4. 2
	1, 800. 00	1010	17. 1		2, 000. 00	0780	26. 2
	1, 800. 00	1080	5. 8		2, 000. 00	0860	334. 6
	1, 800. 00	1085	9. 8		2, 000. 00	0910	185. 6
	1, 800. 00	1125	3. 3		2, 000. 00	0920	86. 8
	1, 800. 00	1135	11. 6		2, 000. 00	1067	5. 8
	1, 800. 00	7243	138. 5		2, 000. 00	1080	59. 3
	1, 800. 00	7745	57. 6		2, 000. 00	6230	84. 0
	1, 811. 00	0010	20. 5		2, 000. 00	7105	1. 4
	1, 812. 38	0010	29. 9		2, 000. 00	7355	77. 2
	1, 813. 44	0910	90. 6		2, 000. 00	7745	443. 6
	1, 825. 00	0910	21. 8		2, 015. 80	0010	11. 1
	1, 825. 00	7243	22. 8		2, 016. 00	0010	88. 9
	1, 827. 00	0010	61. 3		2, 020. 00	0860	56. 7
	1, 828. 06	0125	4. 1		2, 042. 84	6968	74. 5
	1, 833. 78	6230	24. 7		2, 049. 00	0010	19. 0
	1, 839. 94	0780	56. 3		2, 050. 00	0010	31. 7
	1, 840. 00	0010	9. 0		2, 052. 00	0920	32. 1
	1, 841. 00	0010	89. 0		2, 052. 67	0010	24. 4
	1, 850. 00	0010	248. 4		2, 094. 50	0995	57. 1
	1, 850. 00	0860	30. 1		2, 100. 00	0010	72. 2
	1, 850. 00	0910	48. 2		2, 100. 00	0920	1. 6
	1, 850. 00	0930	19. 6		2, 103. 59	0780	20. 1
	1, 850. 00	0990	61. 2		2, 105. 00	0010	85. 9
	1, 850. 00	1000	109. 6		2, 105. 28	0780	42. 5
	1, 850. 00	6230	1, 087. 1		2, 106. 68	6967	9. 0
	1, 850. 00	7355	144. 9		2, 106. 68	6968	120. 4
	1, 850. 00	7745	2, 292. 5		2, 106. 68	7642	14. 8
	1, 862. 40	0010	15. 1		2, 132. 35	0860	118. 6
	1, 870. 00	0010	10. 4		2, 150. 00	0010	117. 9
	1, 875. 00	0860	31. 6		2, 150. 00	0125	16. 0
	1, 875. 98	0780	52. 3		2, 150. 00	1015	. 4
	1, 880. 00	0010	7. 6		2, 172. 00	0010	16. 7
	1, 880. 00	7243	15. 9		2, 200. 00	0010	85. 7
	1, 885. 92	0010	5. 4		2, 200. 00	0125	16. 4
	1, 892. 28	0780	122. 4		2, 200. 00	0780	36. 0
	1, 892. 28	0910	36. 6		2, 200. 00	0860	32. 6
	1, 894. 78	0780	107. 4		2, 200. 00	0910	15. 7
	1, 895. 00	7243	44. 5		2, 200. 00	0920	30. 0
	1, 896. 72	0860	84. 7		2, 200. 00	7355	74. 5
	1, 900. 00	0010	203. 4		2, 200. 00	7745	12. 7
	1, 900. 00	0860	96. 2		2, 266. 66	1175	65. 5
	1, 900. 00	0910	30. 9		2, 322. 75	0930	26. 1
	1, 900. 00	0990	58. 5		2, 350. 00	7240	8. 5
	1, 900. 00	1000	8. 0		2, 377. 90	0995	9. 2
	1, 900. 00	1010	23. 6		2, 400. 00	0010	8. 8
	1, 900. 00	6968	79. 9		2, 400. 00	0125	17. 0
	1, 900. 00	7355	85. 1		2, 400. 00	0920	6. 1
	1, 900. 00	7745	202. 1		2, 400. 00	8185	5. 5
	1, 910. 00	0010	24. 8		2, 450. 00	0010	19. 8
	1, 916. 79	0770	75. 4		2, 500. 00	0010	78. 1
	1, 919. 00	0010	7. 6		2, 500. 00	0760	73. 4
	1, 925. 47	0010	536. 8		2, 500. 00	0920	43. 4
	1, 937. 00	0010	7. 6		2, 500. 00	1080	30. 9
	1, 941. 37	0780	7. 7		2, 700. 00	0010	5. 3
	1, 950. 00	0010	146. 2		2, 700. 00	7425	37. 0
	1, 950. 00	0125	54. 0		2, 700. 00	7745	9. 8
	1, 950. 00	0860	23. 7		2, 800. 00	0010	18. 3
	1, 950. 00	7355	34. 0		2, 930. 00	0010	15. 8
	1, 950. 00	7745	12. 4		3, 500. 00	0915	117. 3
	1, 960. 00	1075	15. 9		4, 050. 00	0910	34. 9
	1, 966. 66	0010	432. 5		4, 200. 00	0760	51. 6
	1, 973. 00	0010	28. 3	WTD. AVG. BASE	1, 804. 33		21, 071. 9
	1, 973. 72	0010	25. 7				
	1, 974. 00	0910	95. 7				
CABERNET	1, 975. 00	7680	89. 9				

TABLE 8: BASE PRICE PAID TO GROWERS FOR GRAPES CRUSHED AND DELIVERED TO CALIFORNIA PROCESSORS FROM THE 1996 CROP WITH BRIX FACTORS AND PURCHASED TONNAGE, BY TYPE, VARIETY, REPORTING DISTRICT WHERE GROWN, AND WEIGHTED AVERAGE BASE PRICE.

District, Type, and Variety	Base Price Per Ton	Brix Factors	Tons	District, Type, and Variety	Base Price Per Ton	Brix Factors	Tons
	DOLLARS	CODE <i>a/</i>			DOLLARS	CODE <i>a/</i>	
DISTRICT 04 (Cont' d.)				MALBEC (Cont' d.)	1, 250. 00	7240	17. 0
					1, 500. 00	0010	36. 1
					1, 600. 00	0010	1. 3
CARIGNANE	750. 00	0910	3. 7		1, 600. 00	1175	2. 7
	800. 00	0010	13. 6		1, 650. 00	0910	. 8
	800. 00	0920	6. 4		1, 700. 00	0780	1. 8
	925. 00	0010	4. 1		1, 750. 00	0860	. 6
	1, 100. 00	1085	2. 4		1, 850. 00	0010	. 9
	1, 200. 00	0010	6. 6		2, 608. 40	0910	5. 4
	1, 200. 00	0910	6. 8				
	1, 500. 00	0010	. 7	WTD. AVG. BASE	1, 338. 48		109. 6
WTD. AVG. BASE	955. 70		44. 3	MATARO/MOUVEDRE	723. 80	7745	16. 1
					1, 250. 00	0930	1. 0
CHARBONO	900. 00	0780	8. 2		1, 500. 00	0200	4. 8
	950. 00	0660	2. 7		1, 600. 00	0010	10. 8
	950. 00	0910	14. 5		1, 800. 00	0010	2. 1
	975. 00	0010	17. 0	WTD. AVG. BASE	1, 182. 85		34. 8
	1, 200. 00	0200	10. 1				
	1, 200. 00	0930	. 8	MERLOT	1, 000. 00	0010	24. 2
	1, 212. 00	0775	27. 5		1, 201. 79	0010	42. 8
	1, 300. 00	6968	9. 3		1, 276. 74	0010	34. 3
	1, 500. 00	0010	21. 7		1, 300. 00	0010	7. 3
	1, 500. 00	0920	1. 3		1, 350. 00	1010	18. 7
	1, 600. 00	0985	1. 8		1, 350. 00	7735	9. 1
	1, 600. 00	4840	53. 7		1, 400. 00	0010	35. 2
WTD. AVG. BASE	1, 317. 29		168. 6		1, 400. 00	0910	45. 5
					1, 400. 00	0930	9. 9
DOLCETTO	1, 000. 00	0010	1. 8		1, 400. 00	8155	18. 5
	1, 550. 00	0010	2. 5		1, 450. 76	0990	53. 1
	1, 600. 00	0010	3. 3		1, 465. 00	0990	7. 9
WTD. AVG. BASE	1, 441. 45		7. 6		1, 500. 00	0010	167. 8
					1, 500. 00	0780	120. 2
EARLY BURGUNDY	600. 00	0010	9. 4		1, 500. 00	0920	25. 3
	1, 000. 00	0930	2. 3		1, 500. 00	1095	149. 2
WTD. AVG. BASE	678. 63		11. 7		1, 500. 00	7040	10. 0
					1, 500. 00	7240	14. 5
GAMAY (NAPA)	600. 00	0640	193. 3		1, 525. 90	0990	18. 9
	623. 66	0780	6. 5		1, 531. 00	0780	26. 0
	644. 59	0770	19. 8		1, 550. 00	0660	. 6
	650. 00	0910	. 8		1, 550. 00	7240	1. 7
	700. 00	0010	13. 9		1, 552. 57	0990	17. 7
	732. 69	0650	67. 7		1, 554. 00	0910	12. 9
	750. 00	0010	6. 9		1, 554. 39	0010	63. 8
	800. 00	0010	480. 6		1, 565. 00	8185	3. 2
	800. 00	0780	8. 7		1, 575. 00	0010	30. 8
	800. 00	5085	3. 9		1, 575. 00	0780	. 3
	900. 00	0910	2. 8		1, 575. 00	1125	1. 8
	900. 00	7090	68. 0		1, 600. 00	0010	66. 1
WTD. AVG. BASE	751. 64		872. 9		1, 600. 00	0910	91. 8
					1, 600. 00	1010	1. 9
GAMAY	1, 600. 00	1175	1. 2		1, 600. 00	7240	18. 3
BEAUJOLAIS					1, 601. 85	0010	21. 0
WTD. AVG. BASE	1, 600. 00		1. 2		1, 601. 85	0770	26. 3
					1, 601. 85	0860	15. 9
GRENACHE	1, 100. 00	0930	4. 4		1, 601. 85	1010	91. 3
	1, 250. 00	1013	9. 1		1, 601. 85	7745	236. 8
	1, 700. 00	0985	. 8		1, 602. 38	0010	54. 5
	2, 100. 00	1060	. 3		1, 602. 38	1085	1. 3
WTD. AVG. BASE	1, 246. 92		14. 6		1, 602. 40	0010	99. 1
					1, 603. 59	0010	179. 9
MALBEC	700. 00	0780	14. 9		1, 604. 00	7243	85. 8
	1, 100. 00	7240	4. 3		1, 604. 12	0010	. 9
	1, 195. 85	0010	. 8		1, 623. 85	0010	22. 6
	1, 200. 00	0010	23. 0		1, 631. 49	0860	15. 5
					1, 632. 89	0860	22. 8
					1, 640. 00	0010	16. 3
					1, 650. 00	0010	96. 9
					1, 650. 00	0125	16. 5
					1, 650. 00	0780	5. 2

TABLE 8: BASE PRICE PAID TO GROWERS FOR GRAPES CRUSHED AND DELIVERED TO CALIFORNIA PROCESSORS FROM THE 1996 CROP WITH BRIX FACTORS AND PURCHASED TONNAGE, BY TYPE, VARIETY, REPORTING DISTRICT WHERE GROWN, AND WEIGHTED AVERAGE BASE PRICE.

District, Type, and Variety	Base Price Per Ton	Brix Factors	Tons	District, Type, and Variety	Base Price Per Ton	Brix Factors	Tons
	DOLLARS	CODE <u>a/</u>			DOLLARS	CODE <u>a/</u>	
DISTRICT 04 (Cont' d.)				MERLOT	1, 832. 45	0770	18. 7
				(Cont' d.)	1, 840. 00	7243	8. 6
					1, 844. 00	0010	111. 8
MERLOT	1, 650. 00	0910	6. 2		1, 844. 13	0010	15. 6
(Cont' d.)	1, 650. 00	0990	126. 6		1, 844. 74	0910	31. 5
	1, 650. 00	7240	3. 4		1, 848. 12	0010	11. 3
	1, 650. 00	7745	30. 8		1, 850. 00	0010	48. 2
	1, 651. 85	0125	18. 2		1, 850. 00	0860	58. 6
	1, 674. 28	0990	33. 4		1, 850. 00	6230	341. 8
	1, 675. 00	0010	593. 9		1, 850. 00	7355	23. 1
	1, 678. 59	0915	30. 6		1, 850. 00	7745	65. 5
	1, 681. 93	0010	42. 9		1, 872. 19	0010	215. 8
	1, 681. 94	0010	49. 2		1, 875. 00	0125	20. 4
	1, 682. 50	0010	15. 0		1, 880. 00	7243	11. 7
	1, 685. 00	0010	39. 1		1, 887. 38	0010	20. 6
	1, 700. 00	0010	134. 0		1, 890. 00	0010	201. 4
	1, 700. 00	0125	2. 4		1, 891. 12	0010	36. 5
	1, 700. 00	0770	36. 3		1, 891. 12	0860	60. 4
	1, 700. 00	0780	4. 5		1, 892. 28	0780	30. 8
	1, 700. 00	0860	20. 5		1, 900. 00	0010	37. 9
	1, 700. 00	0910	27. 7		1, 900. 00	0860	14. 2
	1, 700. 00	0990	19. 2		1, 900. 00	0990	68. 9
	1, 700. 00	1075	42. 0		1, 900. 00	1080	13. 6
	1, 700. 00	7240	1. 0		1, 900. 00	1160	37. 4
	1, 700. 00	7340	5. 8		1, 908. 00	0010	6. 5
	1, 700. 00	7745	13. 1		1, 910. 00	0010	2. 5
	1, 700. 00	7754	8. 5		1, 912. 15	0010	5. 7
	1, 701. 85	0010	44. 0		1, 922. 86	0780	18. 6
	1, 702. 19	0860	89. 7		1, 925. 00	0010	22. 3
	1, 702. 38	0010	32. 1		1, 950. 00	0010	53. 1
	1, 703. 59	0010	1. 2		1, 950. 00	6968	17. 7
	1, 725. 00	0010	6. 1		1, 950. 00	7355	34. 0
	1, 750. 00	0010	76. 0		1, 975. 00	0860	24. 3
	1, 750. 00	0910	19. 8		1, 975. 00	1135	42. 1
	1, 750. 00	0990	98. 8		2, 000. 00	0010	475. 0
	1, 750. 00	1160	5. 3		2, 000. 00	0145	1. 2
	1, 750. 00	7355	4. 3		2, 000. 00	0200	21. 7
	1, 751. 85	0125	21. 9		2, 000. 00	0780	20. 7
	1, 761. 97	7745	3. 2		2, 000. 00	0860	75. 2
	1, 762. 00	0010	11. 5		2, 000. 00	0920	15. 5
	1, 762. 62	0010	10. 1		2, 000. 00	0930	21. 7
	1, 763. 00	0010	8. 2		2, 000. 00	0990	9. 5
	1, 763. 95	0010	25. 7		2, 000. 00	1080	75. 1
	1, 764. 00	0010	23. 6		2, 000. 00	1085	10. 0
	1, 764. 00	1160	40. 1		2, 000. 00	6230	17. 7
	1, 764. 29	0010	11. 3		2, 000. 00	7039	8. 8
	1, 764. 53	0010	1. 0		2, 000. 00	7745	52. 3
	1, 770. 00	0010	82. 6		2, 001. 85	0125	4. 3
	1, 775. 00	0010	17. 5		2, 006. 00	0990	11. 3
	1, 777. 00	1085	. 4		2, 014. 49	6968	70. 4
	1, 782. 00	0010	17. 7		2, 018. 00	0010	11. 5
	1, 800. 00	0010	263. 9		2, 018. 19	7243	22. 2
	1, 800. 00	0125	35. 3		2, 020. 00	0010	33. 0
	1, 800. 00	0780	1. 2		2, 025. 98	0780	6. 3
	1, 800. 00	0860	32. 3		2, 050. 00	0010	11. 9
	1, 800. 00	0910	201. 3		2, 050. 00	0910	36. 6
	1, 800. 00	0920	26. 6		2, 100. 00	0010	83. 8
	1, 800. 00	0990	132. 6		2, 100. 00	0860	19. 0
	1, 800. 00	1010	14. 8		2, 100. 00	0910	15. 2
	1, 800. 00	1015	16. 9		2, 100. 00	0920	. 3
	1, 800. 00	1058	6. 9		2, 100. 00	7745	40. 8
	1, 800. 00	1080	5. 2		2, 105. 00	0010	5. 4
	1, 800. 00	1160	20. 6		2, 166. 66	1175	62. 2
	1, 800. 00	7745	171. 0		2, 200. 00	0010	34. 6
	1, 801. 85	0125	10. 1		2, 200. 00	0780	6. 6
	1, 801. 85	0920	18. 1		2, 200. 00	0910	13. 4
	1, 807. 95	0780	15. 9		2, 200. 00	6968	25. 5
	1, 808. 00	0010	10. 5		2, 200. 00	7745	64. 4
	1, 826. 90	0910	26. 0		2, 250. 00	0860	9. 5
	1, 831. 72	0985	154. 4		2, 300. 00	0010	74. 5
					2, 300. 00	0990	7. 4

TABLE 8: BASE PRICE PAID TO GROWERS FOR GRAPES CRUSHED AND DELIVERED TO CALIFORNIA PROCESSORS FROM THE 1996 CROP WITH BRIX FACTORS AND PURCHASED TONNAGE, BY TYPE, VARIETY, REPORTING DISTRICT WHERE GROWN, AND WEIGHTED AVERAGE BASE PRICE.

District, Type, and Variety	Base Price Per Ton	Brix Factors	Tons	District, Type, and Variety	Base Price Per Ton	Brix Factors	Tons
	DOLLARS	CODE <i>a/</i>			DOLLARS	CODE <i>a/</i>	
DISTRICT 04 (Cont' d.)				PETIT VERDOT			
MERLOT	2,320.00	0920	2.2		1,200.00	0010	3.5
(Cont' d.)	2,350.00	7240	.5		1,300.00	7240	18.1
	2,400.00	0010	13.6		1,484.13	0915	2.7
	2,450.00	0010	8.8		1,650.00	0910	1.6
	2,500.00	0780	8.2		1,704.00	0010	6.2
	2,500.00	0920	6.6		1,750.00	0010	3.4
	2,500.00	1080	10.8		1,777.00	1085	.2
	2,500.00	1135	14.5		1,780.00	0010	5.1
	2,518.00	0010	32.6		1,850.00	0010	6.2
	2,700.00	0010	5.2		1,864.62	0010	1.6
	2,700.00	7745	3.6		1,865.00	0010	3.6
	2,772.00	0010	4.2		1,949.00	0010	4.7
	2,800.00	0010	6.4		1,950.00	0010	1.2
	3,000.00	0125	7.4		1,960.20	0910	2.5
WTD. AVG. BASE	1,784.08		8,608.1		2,200.00	7240	2.7
MEUNIER	1,000.00	0010	7.9		2,224.32	0010	3.1
	1,038.23	0010	6.6		2,250.00	1175	7.1
	1,100.00	0430	65.8		2,400.00	0010	4.8
	1,194.02	0010	11.9		2,400.00	0125	3.8
	1,200.00	0010	10.5		2,500.00	0010	1.9
	1,300.00	0010	93.4		2,500.00	0920	2.0
	1,886.00	0930	11.1		2,500.00	0930	1.4
WTD. AVG. BASE	1,236.95		207.2	WTD. AVG. BASE	1,925.01		96.1
NEBBIOLO	1,000.00	0010	.9	PINOT NOIR	800.00	0010	22.3
WTD. AVG. BASE	1,000.00		.9		989.77	0010	27.1
PETITE SIRAH	800.00	0930	6.1		989.77	0430	.9
	875.00	0010	5.1		1,000.00	0010	4.8
	900.00	0010	2.6		1,050.00	0010	506.6
	900.00	0780	5.8		1,095.15	0010	120.5
	950.00	0930	1.8		1,095.15	0430	54.8
	1,000.00	0010	20.7		1,099.75	0010	13.5
	1,000.00	7090	34.2		1,100.00	0010	91.6
	1,020.81	0010	8.5		1,102.50	0010	50.5
	1,100.00	0010	29.6		1,194.00	0010	113.3
	1,100.00	1210	8.0		1,200.00	0010	661.4
	1,100.00	7341	20.6		1,200.00	0430	189.3
	1,200.00	0010	6.0		1,200.00	1015	5.4
	1,200.00	0920	11.0		1,209.72	0430	57.1
	1,200.00	0930	4.2		1,216.85	0430	59.9
	1,300.00	0010	23.6		1,217.22	0010	52.7
	1,313.00	0010	55.2		1,250.00	0010	176.6
	1,350.00	0010	1.6		1,250.00	0430	35.0
	1,351.00	0010	6.0		1,250.00	0860	2.1
	1,380.00	1013	5.5		1,250.00	0910	5.1
	1,400.00	0010	23.3		1,253.72	0010	100.9
	1,400.00	1135	1.6		1,260.00	0010	34.8
	1,470.00	0910	25.0		1,300.00	0010	189.0
	1,500.00	0010	28.0		1,300.00	0430	51.3
	1,500.00	0860	2.2		1,300.00	0495	85.4
	1,500.00	0930	2.7		1,350.00	0125	5.6
	1,500.00	1075	4.8		1,350.00	0430	20.0
	1,500.00	1193	6.2		1,394.02	0010	17.6
	1,600.00	0010	3.2		1,400.00	0010	288.5
	1,600.00	0140	35.1		1,400.00	0430	221.0
	1,600.00	1135	43.9		1,450.00	0010	12.4
	1,702.50	0140	3.4		1,450.00	0430	5.2
	1,800.00	0010	3.0		1,450.00	0855	121.4
	2,200.00	1193	3.8		1,500.00	0010	250.9
WTD. AVG. BASE	1,314.02		442.3		1,500.00	0430	66.3
					1,500.00	0855	9.9
					1,500.00	1075	44.3
					1,500.00	7355	21.9
					1,500.00	7753	13.5
					1,523.00	0010	9.7
					1,550.00	0010	34.4
					1,550.00	0910	14.7
					1,600.00	0010	301.3

TABLE 8: BASE PRICE PAID TO GROWERS FOR GRAPES CRUSHED AND DELIVERED TO CALIFORNIA PROCESSORS FROM THE 1996 CROP WITH BRIX FACTORS AND PURCHASED TONNAGE, BY TYPE, VARIETY, REPORTING DISTRICT WHERE GROWN, AND WEIGHTED AVERAGE BASE PRICE.

District, Type, and Variety	Base Price Per Ton	Brix Factors	Tons	District, Type, and Variety	Base Price Per Ton	Brix Factors	Tons
	DOLLARS	CODE <u>a/</u>			DOLLARS	CODE <u>a/</u>	
DISTRICT 04 (Cont' d.)				SYRAH/FRENCH	1,250.00	1013	8.7
				SYRAH-SHIRAZ	1,400.00	0010	22.2
PINOT NOIR	1,600.00	0910	27.1		1,500.00	0010	.7
(Cont' d.)	1,600.00	0920	87.2		1,500.00	0770	5.3
	1,600.00	1075	127.6		1,545.71	1000	2.2
	1,600.00	7243	44.5		1,550.00	0010	6.5
	1,625.00	0010	41.9		1,600.00	1000	5.8
	1,650.00	0010	83.5		1,600.00	1080	3.9
	1,650.00	1075	24.5		1,650.00	0010	8.2
	1,650.00	7745	8.3		1,680.00	0990	13.5
	1,669.85	0010	39.6		1,700.00	0010	5.5
	1,700.00	0010	76.2		1,700.00	1080	17.4
	1,700.00	0780	4.4		1,700.00	1095	31.1
	1,700.00	0920	7.4		1,743.92	0985	17.6
	1,740.00	1075	19.0		1,800.00	0010	4.5
	1,750.00	1075	5.9		1,800.00	1085	5.7
	1,750.00	7745	14.9		1,900.00	1080	3.8
	1,800.00	0010	19.2		2,000.00	0920	4.9
	1,800.00	0780	123.4	WTD. AVG. BASE	1,636.02		167.5
	1,800.00	0920	10.1				
	1,800.00	1075	15.3	ZINFANDEL	600.00	0010	4.6
	1,850.00	0010	48.1		600.00	0320	7.9
	1,850.00	1075	13.5		630.00	0010	3,559.6
	1,867.13	0200	14.9		630.00	1959	59.5
	1,867.13	6230	14.6		650.00	0010	429.6
	1,870.00	0010	9.4		650.00	0470	107.1
	1,900.00	0010	39.4		680.00	0470	172.4
	1,900.00	0855	50.1		750.00	0930	1.3
	1,900.00	0920	3.5		800.00	0765	5.3
	1,900.00	1010	13.4		800.00	0910	21.7
	1,936.28	6230	28.3		868.60	0010	1.5
	1,994.55	0010	15.0		881.37	0780	1.8
	2,000.00	0010	4.0		900.00	0010	24.6
	2,160.00	0985	4.0		967.00	0010	3.5
	2,314.19	0930	103.7		1,000.00	0010	110.3
	2,400.00	1085	4.3		1,000.00	0125	3.9
	3,000.00	0010	20.2		1,000.00	0910	.7
	3,000.00	1075	10.1		1,000.00	0920	24.2
WTD. AVG. BASE	1,398.12		5,347.0		1,050.00	0860	146.0
					1,050.00	0920	4.3
REFOSCO/MONDEUSE1	1,100.00	0930	.5		1,100.00	0010	17.2
WTD. AVG. BASE	1,100.00		.5		1,100.00	0910	9.8
					1,100.00	0930	.4
SANGIOVETO/	1,250.00	0010	49.7		1,115.00	8155	41.1
SANGIOVESE	1,300.00	0010	57.1		1,150.00	0010	60.5
	1,400.00	0780	2.8		1,150.00	0860	13.9
	1,400.00	0860	1.4		1,174.72	0990	11.3
	1,500.00	0930	39.1		1,200.00	0010	91.1
	1,550.00	0125	.5		1,200.00	0660	5.5
	1,550.00	7745	.8		1,200.00	0860	39.6
	1,565.00	8185	8.8		1,200.00	0920	1.4
	1,586.93	0125	23.2		1,200.00	0930	11.5
	1,595.84	0010	11.4		1,200.00	1193	1.2
	1,600.00	0860	15.7		1,242.42	1015	173.0
	1,650.00	0990	.8		1,250.00	0010	40.7
	1,691.00	0010	15.2		1,250.00	0780	40.6
	1,700.00	0860	11.7		1,250.00	1010	39.7
	1,731.36	0930	3.2		1,250.00	7745	14.4
	1,800.00	0010	8.1		1,250.00	8155	16.9
	1,800.00	0920	4.2		1,255.00	0010	2.8
	1,800.00	0990	24.2		1,300.00	0010	154.4
	1,800.00	7355	24.3		1,300.00	0860	17.9
	1,800.00	7360	5.0		1,300.00	0910	6.4
	1,800.00	7745	10.9		1,300.00	0930	12.0
	1,900.00	0010	18.6		1,302.00	7240	22.9
	1,944.00	0010	65.2		1,325.00	0010	18.0
	2,000.00	0010	22.1		1,350.00	1193	10.9
	2,000.00	1095	2.1		1,375.00	7240	10.3
WTD. AVG. BASE	1,637.65		426.1		1,400.00	0010	205.6
					1,400.00	0860	7.5

TABLE 8: BASE PRICE PAID TO GROWERS FOR GRAPES CRUSHED AND DELIVERED TO CALIFORNIA PROCESSORS FROM THE 1996 CROP WITH BRIX FACTORS AND PURCHASED TONNAGE, BY TYPE, VARIETY, REPORTING DISTRICT WHERE GROWN, AND WEIGHTED AVERAGE BASE PRICE.

District, Type, and Variety	Base Price Per Ton	Brix Factors	Tons	District, Type, and Variety	Base Price Per Ton	Brix Factors	Tons
	DOLLARS	CODE <u>a/</u>			DOLLARS	CODE <u>a/</u>	
DISTRICT 04 (Cont' d.)				FRENCH COLOMBARD	525.00	2660	157.0
					650.00	4880	45.8
ZINFANDEL	1,400.00	0920	3.7	WTD. AVG. BASE	553.23		202.8
(Cont' d.)	1,400.00	1013	29.9	GRAY RIESLING	606.00	0010	7.7
	1,404.30	0010	18.6	WTD. AVG. BASE	606.00		7.7
	1,450.00	0910	10.0	MUSCAT BLANC/ M CANELLI	808.00	0010	3.6
	1,450.00	0920	4.8	WTD. AVG. BASE	808.00		3.6
	1,500.00	0010	87.1	SAUVIGNON BLANC	550.00	0610	35.5
	1,500.00	0930	12.3		600.00	0770	20.8
	1,500.00	1075	6.8		600.00	2860	242.1
	1,500.00	1095	8.7		600.00	7095	510.7
	1,500.00	7753	57.4		850.00	0010	96.4
	1,515.00	1193	11.7	WTD. AVG. BASE	624.65		905.5
	1,525.00	0010	135.9	SYMPHONY	50.00	0010	1.4
	1,525.00	0920	30.5		300.00	0200	275.9
	1,575.00	0010	51.6		350.00	0760	54.4
	1,600.00	0010	61.4	WTD. AVG. BASE	307.15		331.7
	1,600.00	0140	27.6	WINE GRAPES (RED)			
	1,600.00	0860	17.0	ALICANTE	1,000.00	0010	.8
	1,600.00	0930	29.2	BOUSCHET			
	1,600.00	1075	8.4	WTD. AVG. BASE	1,000.00		.8
	1,606.15	0985	53.2	CABERNET	950.00	7745	28.1
	1,633.33	0010	15.8	SAUVIGNON	1,000.00	7053	696.0
	1,675.00	0010	35.4		1,050.00	8300	23.5
	1,700.00	0010	9.4		1,100.00	0010	143.0
	1,700.00	0990	12.7		1,100.00	7754	102.5
	1,700.00	1193	2.9	WTD. AVG. BASE	1,024.49		993.1
	1,735.87	0860	27.6	CARIGNANE	650.00	0010	34.2
	1,750.00	0920	5.5		757.50	0010	109.4
	1,800.00	0010	5.3		1,200.00	0010	5.3
	1,800.00	1193	2.4	WTD. AVG. BASE	748.56		148.9
	1,831.50	0010	7.7	DOLCETTO	1,000.00	0010	.3
	2,000.00	0920	7.6	WTD. AVG. BASE	1,000.00		.3
	2,000.00	1193	33.1	EARLY BURGUNDY	555.50	0010	11.3
WTD. AVG. BASE	877.69		6,619.5	WTD. AVG. BASE	555.50		11.3
OTHER RED	300.00	0010	.9	GAMAY (NAPA)	350.00	0200	192.8
	1,300.00	7240	3.7		600.00	0640	8.7
	1,470.00	0010	.6		656.50	0010	6.3
WTD. AVG. BASE	1,146.54		5.2		700.00	0010	113.6
					750.00	0010	125.2
					791.18	0650	55.6
					800.00	0010	10.9
					800.00	4985	118.8
					900.00	7090	18.7
				WTD. AVG. BASE	637.62		650.6
DISTRICT 05				MALBEC	700.00	0200	5.1
WINE GRAPES (WHITE)				WTD. AVG. BASE	700.00		5.1
CHARDONNAY	700.00	0910	33.2				
	900.00	7578	503.8				
	1,000.00	7243	220.7				
	1,100.00	0010	21.8				
	1,100.00	0765	70.6				
	1,300.00	7440	32.9				
	1,350.00	0910	52.6				
	1,400.00	0010	1,276.6				
	1,450.00	7745	331.9				
	1,500.00	7753	446.9				
	1,515.00	0010	10.8				
WTD. AVG. BASE	1,288.56		3,001.8				
CHENIN BLANC	500.00	0010	8.7				
	600.00	0010	26.5				
	650.00	4880	140.2				
WTD. AVG. BASE	635.01		175.4				

TABLE 8: BASE PRICE PAID TO GROWERS FOR GRAPES CRUSHED AND DELIVERED TO CALIFORNIA PROCESSORS FROM THE 1996 CROP WITH BRIX FACTORS AND PURCHASED TONNAGE, BY TYPE, VARIETY, REPORTING DISTRICT WHERE GROWN, AND WEIGHTED AVERAGE BASE PRICE.

District, Type, and Variety	Base Price Per Ton	Brix Factors	Tons	District, Type, and Variety	Base Price Per Ton	Brix Factors	Tons
	DOLLARS	CODE <u>a/</u>			DOLLARS	CODE <u>a/</u>	
DISTRICT 05 (Cont' d.)				CHARDONNAY (Cont' d.)			
MERLOT	1,150.00	0010	1.1		1,500.00	0920	2.3
	1,200.00	0010	40.6		1,500.00	7745	5.7
	1,200.00	7243	175.9		1,550.00	0010	102.9
	1,212.00	0010	34.7		1,550.00	7745	136.1
	1,515.00	0010	9.2		1,600.00	0010	36.9
	1,600.00	0010	459.6		1,600.00	0770	1.9
	1,600.00	7745	178.1		1,600.00	0780	6.9
	1,650.00	7745	18.0		1,600.00	0920	2.0
	1,900.00	0010	10.7		1,600.00	1080	10.7
WTD. AVG. BASE	1,495.21		927.9		1,650.00	0920	4.0
PETITE SIRAH	909.00	0010	19.0		1,685.00	0780	10.0
	1,000.00	0010	32.3		1,700.00	0010	1.8
WTD. AVG. BASE	966.30		51.3		1,700.00	1015	5.6
PINOT NOIR	1,000.00	0010	128.2		1,700.00	1080	9.1
WTD. AVG. BASE	1,000.00		128.2		1,733.00	0770	2.0
SANGIOVETO/ SANGIOVESE	1,000.00	0010	1.7		1,734.67	0920	7.6
	1,600.00	1095	6.7		1,750.00	0780	11.7
	1,700.00	0200	4.9		1,750.00	0910	5.1
WTD. AVG. BASE	1,560.15		13.3		1,800.00	0780	9.2
SYRAH/FRENCH SYRAH-SHIRAZ	430.00	1085	2.9		1,800.00	0910	31.8
WTD. AVG. BASE	430.00		2.9		1,800.00	0920	8.5
ZINFANDEL	550.00	0010	2.4		1,800.00	1015	1.3
	600.00	0010	75.2		1,850.00	0140	9.9
	630.00	0010	484.6		1,975.00	0910	2.0
	1,000.00	0010	33.9		1,975.00	0920	1.7
	1,000.00	0910	11.5		2,000.00	0010	339.5
	1,100.00	0920	11.8		2,250.00	0010	2.1
	1,600.00	0010	20.8	WTD. AVG. BASE	1,397.22		2,975.9
WTD. AVG. BASE	692.59		640.2	CHENIN BLANC	450.00	0010	18.2
DISTRICT 06				WTD. AVG. BASE	450.00		18.2
WINE GRAPES (WHITE)				GEWURZTRAMNER	700.00	0010	17.6
CHARDONNAY	1,000.00	0010	221.9		800.00	0910	.4
	1,050.00	0780	13.9		850.00	0010	2.0
	1,100.00	0910	1.3		850.00	0780	7.7
	1,150.00	0010	9.0		1,400.00	0920	1.0
	1,200.00	0010	23.8	WTD. AVG. BASE	776.48		28.7
	1,203.52	7430	86.1	GRAY RIESLING	400.00	0660	2.0
	1,225.00	0910	147.1		450.00	0010	19.7
	1,246.75	1010	66.9	WTD. AVG. BASE	445.39		21.7
	1,250.00	0010	22.6	MARSANNE	800.00	0760	3.5
	1,250.00	7745	620.2		1,050.00	6130	9.9
	1,300.00	0010	570.7		1,600.00	0010	7.1
	1,300.00	0435	3.8		1,600.00	0770	.5
	1,300.00	1000	21.2	WTD. AVG. BASE	1,207.38		21.0
	1,380.11	0780	5.1	MUSCAT BLANC/ M CANELLI	475.00	0770	2.5
	1,400.00	0910	9.1		1,300.00	6130	7.1
	1,400.00	1015	33.9	WTD. AVG. BASE	1,085.16		9.6
	1,400.00	7063	296.9	MUSCAT OF ALEXANDRIA	250.00	0790	2.6
	1,444.00	1015	32.3	WTD. AVG. BASE	250.00		2.6
	1,450.00	1080	9.1	PALOMINO/ G CHASSELAS	250.00	0580	12.5
	1,500.00	0010	12.7		250.00	0790	41.9
					250.00	0920	20.6
					600.00	0115	.7
					775.00	0010	.9
				WTD. AVG. BASE	259.37		76.6

TABLE 8: BASE PRICE PAID TO GROWERS FOR GRAPES CRUSHED AND DELIVERED TO CALIFORNIA PROCESSORS FROM THE 1996 CROP WITH BRIX FACTORS AND PURCHASED TONNAGE, BY TYPE, VARIETY, REPORTING DISTRICT WHERE GROWN, AND WEIGHTED AVERAGE BASE PRICE.

District, Type, and Variety	Base Price Per Ton	Brix Factors	Tons	District, Type, and Variety	Base Price Per Ton	Brix Factors	Tons
DOLLARS CODE a/				DOLLARS CODE a/			
DISTRICT 06 (Cont' d.)				CABERNET			
				SAUVIGNON	600.00	0910	.5
					900.00	0910	1.5
					1,000.00	0010	167.9
PINOT BLANC	620.20	0010	18.2		1,050.00	0780	9.9
	1,000.00	0660	3.2		1,074.80	0010	.7
	1,000.00	0780	1.9		1,200.00	0010	.7
WTD. AVG. BASE	703.33		23.3		1,200.00	0770	4.0
					1,200.00	0920	1.4
PINOT GRIS	1,402.37	7063	3.7		1,200.00	1090	2.3
WTD. AVG. BASE	1,402.37		3.7		1,250.00	0010	2.6
					1,300.00	0910	15.5
PRIMITIVO DIEGO	1,500.00	0910	.3		1,400.00	0010	21.4
WTD. AVG. BASE	1,500.00		.3		1,450.00	0010	.7
					1,500.00	0010	119.3
ROUSANNE	1,600.00	0650	.2		1,500.00	0920	27.3
WTD. AVG. BASE	1,600.00		.2		1,600.00	0920	.4
					1,650.00	0910	5.6
SAUVIGNON BLANC	400.00	0580	6.0		1,696.41	0780	24.2
	475.00	0760	6.3		1,696.41	0920	9.6
	500.00	0010	3.9		1,696.41	1085	4.8
	600.00	0010	2.3		1,750.00	0920	2.8
	750.00	0010	13.4		1,800.00	0010	8.8
WTD. AVG. BASE	588.48		31.9		1,800.00	0780	3.9
					1,850.00	0140	1.2
SEMILLON	475.00	0770	2.5		1,850.00	0920	3.8
	800.00	0910	9.8		1,900.00	0920	8.7
	800.00	0920	4.0		2,000.00	0010	.9
	850.00	1085	3.1		2,000.00	0910	14.4
	900.00	0760	2.2		2,000.00	1085	3.7
WTD. AVG. BASE	779.75		21.6		2,250.00	0910	2.9
				WTD. AVG. BASE	1,354.43		471.4
SYLVANER	450.00	2685	3.6	CARIGNANE	300.00	0010	70.6
WTD. AVG. BASE	450.00		3.6		400.00	0010	68.1
					400.00	0910	31.4
VIIGNIER	625.00	0010	1.7		400.00	0920	56.5
	700.00	0010	.7		450.00	0010	44.2
	1,600.00	0770	1.0		550.00	0010	8.2
	1,600.00	7745	8.6		550.00	0920	50.1
WTD. AVG. BASE	1,409.38		12.0		600.00	0010	5.5
					650.00	0010	81.9
WHITE RIESLING	900.00	1075	3.5		800.00	0010	16.6
WTD. AVG. BASE	900.00		3.5		800.00	0780	9.3
					800.00	1175	1.5
OTHER WHITE	1,450.00	6130	21.5		1,000.00	0920	39.4
	1,500.00	0780	1.9	WTD. AVG. BASE	524.29		483.3
WTD. AVG. BASE	1,454.06		23.4	CINSAULT	644.06	0010	6.6
				WTD. AVG. BASE	644.06		6.6
WINE GRAPES (RED)				FREISA	1,450.00	6130	11.4
ALICANTE	700.00	0010	2.9	WTD. AVG. BASE	1,450.00		11.4
BOUSCHET	1,400.00	0125	.3	GRENACHE	1,000.00	0010	11.8
WTD. AVG. BASE	765.63		3.2		1,250.00	0010	56.4
				WTD. AVG. BASE	1,206.74		68.2
CABERNET FRANC	1,195.00	0920	.4	MATARO/MOUVEDRE	300.00	0010	21.1
	1,500.00	7745	33.6		550.00	0010	33.6
	1,696.41	0010	1.2		600.00	0010	2.0
	1,696.41	0780	1.9		635.00	0010	32.4
	1,696.41	0920	1.6		650.00	0010	48.7
	1,800.00	0910	.6		700.00	0010	20.5
WTD. AVG. BASE	1,524.97		39.3		700.00	0920	12.8
					800.00	0010	75.3
					850.00	0010	15.2

TABLE 8: BASE PRICE PAID TO GROWERS FOR GRAPES CRUSHED AND DELIVERED TO CALIFORNIA PROCESSORS FROM THE 1996 CROP WITH BRIX FACTORS AND PURCHASED TONNAGE, BY TYPE, VARIETY, REPORTING DISTRICT WHERE GROWN, AND WEIGHTED AVERAGE BASE PRICE.

District, Type, and Variety	Base Price Per Ton	Brix Factors	Tons	District, Type, and Variety	Base Price Per Ton	Brix Factors	Tons
	DOLLARS	CODE <u>a/</u>			DOLLARS	CODE <u>a/</u>	
DISTRICT 06 (Cont' d.)				PETIT VERDOT	1,500.00	0010	5.5
				WTD. AVG. BASE	1,500.00		5.5
MATARO/MOUVEDRE	950.00	0920	5.3	PINOT NOIR	1,000.00	0010	1.5
(Cont' d.)	1,000.00	0010	2.2		1,100.00	0010	1.0
	1,000.00	0920	1.4		1,300.00	0010	11.1
	1,100.00	0010	32.6		1,500.00	0430	1.1
	1,200.00	0010	40.7		1,500.00	1015	3.6
	1,200.00	0920	36.7		1,600.00	0920	5.7
	1,250.00	6130	16.6		1,600.00	7745	55.6
	1,275.00	0010	9.2		1,754.00	1015	70.7
	1,400.00	1080	41.4		1,975.00	0780	3.9
	1,800.00	0140	28.1		1,975.00	0910	2.5
	1,825.00	0010	30.0		1,975.00	0920	3.7
WTD. AVG. BASE	1,004.06		505.8		2,000.00	0780	1.9
					2,000.00	0910	7.6
MERLOT	800.00	0010	5.1		2,400.00	0920	1.4
	1,000.00	0010	2.6	WTD. AVG. BASE	1,684.04		171.3
	1,060.60	0010	34.1	REFOSCO/MONDEUSE1	1,500.00	0920	.5
	1,200.00	0010	18.0	WTD. AVG. BASE	1,500.00		.5
	1,200.00	1075	6.0	RUBIRED	1,635.00	0920	1.2
	1,204.81	7430	258.9	WTD. AVG. BASE	1,635.00		1.2
	1,300.00	0910	2.3	SANGIOVETO/ SANGIOVESE	949.00	0010	29.0
	1,300.00	1000	35.1		951.40	0010	2.6
	1,350.00	0010	3.3		1,000.00	0010	25.5
	1,350.00	0920	6.3		1,000.00	0920	2.0
	1,350.00	1010	11.3		1,350.00	7063	2.9
	1,400.00	0010	10.8		1,500.00	0920	3.0
	1,400.00	0920	3.4		1,800.00	1075	3.0
	1,400.00	7755	125.3	WTD. AVG. BASE	1,048.67		68.0
	1,425.00	0910	69.7	SYRAH/FRENCH	625.00	0010	4.7
	1,450.00	0010	1.1	SYRAH-SHIRAZ	650.00	0010	1.7
	1,450.00	7745	100.1		800.00	0010	5.0
	1,500.00	0010	74.0		1,100.00	0010	8.7
	1,500.00	1010	2.1		1,200.00	0910	11.0
	1,550.00	0010	42.7		1,205.00	0920	.3
	1,600.00	0010	42.7		1,250.00	0930	5.9
	1,600.00	0780	18.9		1,250.00	7063	7.0
	1,600.00	1010	31.7		1,400.00	0010	4.0
	1,696.41	0780	.9		1,500.00	0920	1.8
	1,696.41	0920	.9		1,500.00	1015	2.5
	1,696.41	1085	.9	WTD. AVG. BASE	1,128.31		52.6
	1,700.00	0760	11.0	TEROLDEGO	1,700.00	0920	1.4
	1,700.00	1010	8.6		1,800.00	7063	1.7
	1,700.00	1015	21.2	WTD. AVG. BASE	1,754.84		3.1
	1,750.00	0910	6.0	ZINFANDEL	425.00	0010	8.9
	1,800.00	0770	9.6		600.00	0910	6.2
	1,850.00	0920	4.9		625.00	0010	3.4
	1,900.00	0920	1.1		650.00	0010	42.6
	2,000.00	0010	305.5		750.00	0580	4.0
WTD. AVG. BASE	1,532.22		1,276.1		750.00	0920	82.5
					775.00	0010	62.0
MISSION	400.00	0920	.3		800.00	0010	17.0
	425.00	1175	.5		850.00	0010	18.1
WTD. AVG. BASE	415.63		.8		850.00	0920	16.0
NEBBIOLO	1,450.00	7063	3.8		900.00	0010	4.2
	1,650.00	1180	1.3		1,000.00	0010	34.5
	1,800.00	0920	.3		1,000.00	0920	28.5
WTD. AVG. BASE	1,517.59		5.4				
PETITE SIRAH	600.00	0910	12.1				
	800.00	1075	1.0				
	825.00	0010	13.9				
	900.00	0780	5.2				
	1,000.00	0010	2.4				
	1,205.00	0920	.4				
WTD. AVG. BASE	773.99		35.0				

TABLE 8: BASE PRICE PAID TO GROWERS FOR GRAPES CRUSHED AND DELIVERED TO CALIFORNIA PROCESSORS FROM THE 1996 CROP WITH BRIX FACTORS AND PURCHASED TONNAGE, BY TYPE, VARIETY, REPORTING DISTRICT WHERE GROWN, AND WEIGHTED AVERAGE BASE PRICE.

District, Type, and Variety	Base Price Per Ton	Brix Factors	Tons	District, Type, and Variety	Base Price Per Ton	Brix Factors	Tons
DOLLARS CODE a/				DOLLARS CODE a/			
DISTRICT 06 (Cont' d.)				CHARDONNAY (Cont' d.)	1,450.00	7063	1,248.8
ZINFANDEL	1,000.00	1180	3.1	(Cont' d.)	1,450.00	7745	111.8
(Cont' d.)	1,100.00	0010	14.6		1,500.00	0010	1,988.5
	1,100.00	0920	19.4		1,500.00	0770	23.5
	1,140.00	0010	9.2		1,500.00	0780	1.3
	1,150.00	0780	131.5		1,500.00	5210	251.6
	1,150.00	0910	2.0		1,500.00	7063	1,444.5
	1,200.00	0010	292.5		1,500.00	7655	602.0
	1,200.00	0920	45.0		1,500.00	7745	129.4
	1,200.00	0985	9.4		1,525.00	0010	19.6
	1,200.00	1090	4.1		1,550.00	0010	16.6
	1,300.00	1090	4.7		1,550.00	0910	9.1
	1,300.00	1193	29.8		1,550.00	0920	18.1
	1,400.00	0125	31.7		1,550.00	1085	5.0
	1,500.00	0910	.3		1,557.00	0660	279.8
	1,800.00	1100	.5		1,600.00	0010	32.2
WTD. AVG. BASE	1,054.23		925.7		1,600.00	0910	64.0
OTHER RED	400.00	0010	8.2		1,650.00	0010	112.7
	675.00	0010	17.8		1,650.00	0910	745.9
	1,500.00	0010	4.3		1,650.00	7240	174.2
	1,700.00	0010	2.0		1,650.00	7745	21.6
	1,700.00	0770	.4		1,700.00	0010	105.2
WTD. AVG. BASE	789.76		32.7		1,700.00	0660	88.3
					1,700.00	0920	5.0
					1,700.00	1015	18.6
					1,700.00	1080	88.7
					1,750.00	7063	45.0
					1,750.00	7240	34.0
					1,800.00	0010	807.6
					1,800.00	0125	4.9
					1,800.00	0660	9.5
					1,800.00	0910	729.1
					1,800.00	7063	961.0
					1,800.00	7240	320.4
					1,800.00	7745	312.9
					1,838.07	0125	89.2
					1,900.00	0010	280.5
					1,900.00	0910	21.6
					1,940.00	0860	37.9
					2,000.00	0010	34.3
					2,000.00	0920	40.9
					2,000.00	7745	13.1
					2,100.00	7835	12.2
					2,200.00	0660	102.4
					2,300.00	7330	77.1
					2,350.00	7745	190.0
					2,507.50	0010	16.9
					2,800.00	0010	57.4
					2,800.00	7745	53.3
				WTD. AVG. BASE	1,420.47		27,654.6
				CHENIN BLANC	481.85	0200	1,054.8
					500.00	2665	313.8
					550.00	0720	115.9
					700.00	0010	23.3
					700.00	7063	1,018.3
					800.00	0010	6.5
					1,000.00	0010	253.3
					1,000.00	0200	1,189.3
				WTD. AVG. BASE	730.99		3,975.2
				FRENCH COLOMBARD	400.00	0650	67.1
					500.00	2680	22.1
					625.00	7063	262.6
					975.00	0200	336.1
					975.00	7745	46.0
				WTD. AVG. BASE	782.89		733.9

TABLE 8: BASE PRICE PAID TO GROWERS FOR GRAPES CRUSHED AND DELIVERED TO CALIFORNIA PROCESSORS FROM THE 1996 CROP WITH BRIX FACTORS AND PURCHASED TONNAGE, BY TYPE, VARIETY, REPORTING DISTRICT WHERE GROWN, AND WEIGHTED AVERAGE BASE PRICE.

District, Type, and Variety	Base Price Per Ton	Brix Factors	Tons	District, Type, and Variety	Base Price Per Ton	Brix Factors	Tons
	DOLLARS	CODE <u>a/</u>			DOLLARS	CODE <u>a/</u>	
DISTRICT 07 (Cont' d.)				PINOT GRIS	1, 200. 00	0010	21. 0
					1, 400. 00	7063	72. 2
					1, 600. 00	0010	2. 7
					1, 750. 00	0200	5. 0
GEWURZTRAMNER	575. 00	5180	175. 1	WTD. AVG. BASE	1, 381. 07		100. 9
	662. 35	1015	8. 6	ROUSANNE	1, 400. 00	0010	10. 0
	662. 85	0200	818. 2	WTD. AVG. BASE	1, 400. 00		10. 0
	800. 00	0755	215. 4	SAUVIGNON BLANC	450. 00	2810	9. 8
	900. 00	0010	575. 5		693. 00	0910	45. 0
	900. 00	0780	33. 5		698. 86	0200	394. 0
	900. 00	0920	23. 3		750. 00	0010	194. 9
	900. 00	2070	207. 4		775. 46	1015	3. 4
	900. 00	7063	44. 7		775. 46	7330	404. 4
	975. 00	0010	25. 0		800. 00	0010	119. 7
1, 000. 00	0770		12. 9		850. 00	0910	8. 3
1, 100. 00	7039		23. 0		900. 00	6130	48. 6
1, 125. 00	0010		42. 0		900. 00	7063	13. 9
1, 150. 00	0010		4. 6		1, 000. 00	0010	57. 5
1, 150. 00	0140		29. 6		1, 000. 00	0200	344. 3
1, 200. 00	0010		101. 4		1, 000. 00	0660	59. 5
1, 450. 00	0010		7. 7		1, 000. 00	0910	20. 3
WTD. AVG. BASE	808. 81		2, 347. 9		1, 000. 00	3110	47. 4
GRECO	1, 400. 00	0010	1. 4		1, 000. 00	7063	194. 1
WTD. AVG. BASE	1, 400. 00		1. 4		1, 059. 00	0125	24. 3
INZOLIA	1, 200. 00	0200	1. 4		1, 100. 00	0010	9. 8
WTD. AVG. BASE	1, 200. 00		1. 4		1, 200. 00	0010	40. 0
MALVASIA BIANCA	800. 00	0010	133. 0	WTD. AVG. BASE	853. 29		2, 039. 2
	850. 00	0010	47. 6	SEMILLON	1, 000. 00	0910	24. 3
	1, 000. 00	0010	47. 4	WTD. AVG. BASE	1, 000. 00		24. 3
	1, 000. 00	0920	11. 0	VIOGNIER	1, 400. 00	6130	67. 7
WTD. AVG. BASE	858. 83		239. 0		1, 600. 00	8340	56. 4
MARSANNE	900. 00	0010	6. 5		1, 850. 00	0010	11. 0
	1, 035. 00	0010	4. 3	WTD. AVG. BASE	1, 520. 13		135. 1
	1, 400. 00	6130	23. 9	WHITE RIESLING	500. 00	0010	66. 4
	1, 700. 00	0010	11. 8		600. 00	0010	290. 6
WTD. AVG. BASE	1, 372. 48		46. 5		600. 00	3155	244. 4
MUSCAT BLANC/ M CANELLI	650. 00	0010	5. 0		612. 77	0200	429. 8
	650. 00	2380	213. 0		623. 99	0200	457. 9
	900. 00	0010	162. 8		623. 99	0910	5. 5
	1, 000. 00	0200	21. 8		625. 00	4850	452. 8
WTD. AVG. BASE	770. 04		402. 6		650. 00	2235	1, 220. 3
MUSCAT ORANGE	1, 200. 00	0770	3. 9		700. 00	0725	198. 3
	1, 485. 00	0010	23. 9		700. 00	2235	346. 9
WTD. AVG. BASE	1, 445. 02		27. 8		700. 00	2690	87. 5
PINOT BLANC	475. 00	0010	536. 2		750. 00	0010	4. 7
	650. 00	7063	165. 0		750. 00	2070	500. 5
	900. 00	0010	269. 1		800. 00	0010	200. 9
	900. 00	5210	154. 1		880. 00	6275	490. 1
	1, 000. 00	0010	56. 3		900. 00	0010	176. 9
	1, 050. 00	0010	61. 0		900. 00	0715	165. 7
	1, 200. 00	0010	7. 7		900. 00	2235	1, 072. 0
	1, 200. 00	0845	216. 2		900. 00	4950	219. 6
	1, 275. 59	0760	25. 4		900. 00	6275	67. 5
	1, 600. 00	0010	1. 6		950. 00	4960	347. 3
	1, 600. 00	0920	1. 1		975. 00	0010	45. 7
WTD. AVG. BASE	782. 34		1, 493. 7		1, 000. 00	0010	28. 2
					1, 000. 00	0770	12. 9
					2, 938. 13	0010	12. 8
				WTD. AVG. BASE	753. 16		7, 145. 2

TABLE 8: BASE PRICE PAID TO GROWERS FOR GRAPES CRUSHED AND DELIVERED TO CALIFORNIA PROCESSORS FROM THE 1996 CROP WITH BRIX FACTORS AND PURCHASED TONNAGE, BY TYPE, VARIETY, REPORTING DISTRICT WHERE GROWN, AND WEIGHTED AVERAGE BASE PRICE.

District, Type, and Variety	Base Price Per Ton	Brix Factors	Tons	District, Type, and Variety	Base Price Per Ton	Brix Factors	Tons
	DOLLARS	CODE <u>a/</u>			DOLLARS	CODE <u>a/</u>	
DISTRICT 07 (Cont' d.)				SAUVIGNON (Cont' d.)			
OTHER WHITE	1,200.00	0010	4.6		1,500.00	0010	9.3
	1,450.00	0010	7.6		1,500.00	0910	3.5
	1,450.00	6130	40.7		1,550.00	0010	73.0
	1,500.00	0010	3.2		1,550.00	7350	77.9
	1,500.00	0780	5.9		1,700.00	7330	77.9
	1,500.00	0920	3.8		1,756.26	0105	57.9
	1,500.00	7745	19.2		1,756.26	0920	3.8
					1,800.00	1085	48.4
					2,000.00	1075	.3
WTD. AVG. BASE	1,455.35		85.0	WTD. AVG. BASE	1,091.25		11,754.3
WINE GRAPES (RED)				CARIGNANE			
BARBERA	1,535.52	0010	26.1		1,200.00	1095	8.5
WTD. AVG. BASE	1,535.52		26.1	WTD. AVG. BASE	1,200.00		8.5
CABERNET FRANC				DOLCETTO			
	793.03	0010	82.0		1,000.00	0010	.6
	950.00	0920	6.5		1,200.00	0910	13.7
	1,000.00	0010	47.0		1,600.00	0010	10.3
	1,000.00	0910	70.2	WTD. AVG. BASE	1,362.60		24.6
	1,000.00	6400	368.5	FREISA			
	1,200.00	0010	17.8		800.00	0010	15.6
	1,200.00	0770	4.0	WTD. AVG. BASE	800.00		15.6
	1,400.00	0010	12.5	GAMAY (NAPA)			
	1,500.00	0910	21.0		575.00	3023	350.0
	1,550.00	0910	1.9		600.00	0010	75.0
	1,800.00	0930	.5		610.69	0200	428.1
WTD. AVG. BASE	1,006.34		631.9		625.00	1710	458.3
CABERNET SAUVIGNON					800.00	0010	239.5
	706.84	0010	589.3		925.00	0200	146.8
	878.67	0010	51.7		925.00	7063	75.2
	902.76	0010	512.7		1,500.00	7330	53.9
	916.00	0910	93.1	WTD. AVG. BASE	696.26		1,826.8
	916.15	7430	290.9	GAMAY BEAUJOLAIS			
	950.00	0200	582.8		537.31	0010	288.8
	950.00	0920	5.4	WTD. AVG. BASE	537.31		288.8
	970.25	7063	745.7	GRENACHE			
	975.00	0010	497.7		625.00	7063	189.0
	983.08	7063	185.5		703.00	0010	115.6
	1,000.00	0010	10.6		925.00	0200	275.5
	1,000.00	0910	43.6	WTD. AVG. BASE	783.02		580.1
	1,000.00	7063	408.1	MALBEC			
	1,000.00	7755	465.2		1,000.00	0010	6.0
	1,050.00	7063	354.0	WTD. AVG. BASE	1,000.00		6.0
	1,094.00	7240	196.6	MERLOT			
	1,100.00	0870	26.3		1,100.00	0770	.7
	1,100.00	0910	50.2		1,100.00	7063	64.9
	1,100.00	0920	41.4		1,150.00	0010	35.1
	1,100.00	7330	424.2		1,150.00	0200	38.9
	1,100.00	7612	102.3		1,150.52	7230	191.1
	1,100.00	7745	101.8		1,151.00	0910	455.5
	1,136.80	0010	204.0		1,179.50	0010	249.0
	1,150.00	7040	244.0		1,187.55	0200	1,507.3
	1,150.00	7755	1,832.2		1,200.00	0010	14.2
	1,182.62	0200	1,144.6		1,200.00	7755	20.2
	1,200.00	0010	1,012.8		1,250.00	1015	22.2
	1,200.00	0770	7.0		1,300.00	0910	68.4
	1,200.00	0920	71.5		1,300.00	0920	4.2
	1,200.00	5910	14.1		1,400.00	0780	30.2
	1,200.00	7240	23.5		1,400.00	7063	385.4
	1,200.00	7745	62.4		1,400.00	7755	297.3
	1,250.00	7755	647.8		1,600.00	0010	302.5
	1,252.21	7030	200.0		1,600.00	7040	42.7
	1,300.00	7745	14.8		1,600.00	7330	232.9
	1,320.00	0010	9.5				
	1,400.00	0010	132.3				
CABERNET	1,400.00	1075	2.7				

TABLE 8: BASE PRICE PAID TO GROWERS FOR GRAPES CRUSHED AND DELIVERED TO CALIFORNIA PROCESSORS FROM THE 1996 CROP WITH BRIX FACTORS AND PURCHASED TONNAGE, BY TYPE, VARIETY, REPORTING DISTRICT WHERE GROWN, AND WEIGHTED AVERAGE BASE PRICE.

District, Type, and Variety	Base Price Per Ton	Brix Factors	Tons	District, Type, and Variety	Base Price Per Ton	Brix Factors	Tons
DOLLARS CODE a/				DOLLARS CODE a/			
DISTRICT 07 (Cont' d.)				PINOT NOIR	1,421.75	0770	54.6
				(Cont' d.)	1,500.00	0010	125.4
MERLOT	1,600.00	7745	42.8		1,500.00	0125	58.6
(Cont' d.)	1,650.00	0920	38.4		1,500.00	0140	9.1
	1,650.00	7745	149.8		1,500.00	0910	26.0
	1,700.00	0010	64.1		1,500.00	7612	680.8
	1,900.00	0010	9.3		1,500.00	7755	39.4
					1,540.00	1015	2.3
WTD. AVG. BASE	1,307.02		4,267.1		1,550.00	1138	9.1
MUSCAT HAMBURG	800.00	0010	12.4		1,600.00	0010	41.1
					1,600.00	0140	7.7
WTD. AVG. BASE	800.00		12.4		1,600.00	0920	23.9
NEBBIOLO	1,200.00	7063	31.9		1,600.00	7340	2.6
	1,450.00	7063	8.8		1,600.00	7745	315.7
	1,500.00	0010	2.7		1,690.00	0010	110.9
WTD. AVG. BASE	1,269.35		43.4		1,700.00	0010	11.8
PETITE SIRAH	600.00	6390	254.1		1,700.00	7745	71.4
	600.00	7063	33.7		1,740.00	7755	44.7
	625.00	0010	323.8		1,800.00	0780	12.4
	800.00	7055	26.4		1,800.00	1085	30.8
	925.00	7245	258.4		1,900.00	0010	369.9
	1,050.00	0010	103.0		2,000.00	0010	28.6
	1,200.00	0010	4.2	WTD. AVG. BASE	1,309.50		6,237.2
	1,200.00	0910	22.2	PINOT ST GEORGE	1,250.00	0010	6.0
	1,500.00	0010	23.7				
	1,500.00	0125	3.8	WTD. AVG. BASE	1,250.00		6.0
	1,500.00	1015	23.8	REFOSCO/MONDEUSE	1,000.00	0010	34.5
	1,500.00	7745	17.9		1,000.00	3040	33.8
	1,550.00	6410	159.3	WTD. AVG. BASE	1,000.00		68.3
WTD. AVG. BASE	897.50		1,254.3	SANGIOVETO/ SANGIOVESE	1,100.00	0010	28.6
PETIT VERDOT	1,000.00	0010	.5		1,100.00	7063	22.3
					1,100.00	7755	40.6
WTD. AVG. BASE	1,000.00		.5		1,194.00	0010	25.9
PFEFFER CABERNET	1,000.00	0915	5.5		1,296.00	0010	11.0
					1,400.00	0200	4.4
WTD. AVG. BASE	1,000.00		5.5		1,650.00	0910	10.7
PINOT NOIR	500.00	0010	1.0		1,700.00	0010	10.5
	650.00	0910	103.5		1,800.00	7240	2.6
	694.83	0010	187.7	WTD. AVG. BASE	1,227.17		156.6
	836.12	0010	189.7	SOUZAO	1,250.00	0010	14.9
	850.00	0200	90.2				
	850.00	0910	98.7	WTD. AVG. BASE	1,250.00		14.9
	882.72	0010	227.1	SYRAH/FRENCH	1,100.00	0010	71.9
	900.00	0010	68.4	SYRAH-SHIRAZ	1,100.00	0920	11.4
	900.00	7745	51.9		1,100.00	7063	67.6
	936.12	0010	114.3		1,100.00	7755	24.2
	1,000.00	7605	175.1		1,200.00	0010	34.2
	1,100.00	7910	648.7		1,200.00	0200	8.5
	1,100.00	8160	68.4		1,200.00	0920	11.2
	1,200.00	0010	75.7		1,250.00	7063	3.5
	1,200.00	0915	51.1		1,295.70	0010	.8
	1,200.00	0920	23.2		1,400.00	0010	6.3
	1,231.53	0010	91.4		1,400.00	7063	35.8
	1,250.00	7755	384.2		1,500.00	1015	4.9
	1,300.00	2860	186.9		1,600.00	0125	2.8
	1,325.00	0200	397.1		1,600.00	0920	24.7
	1,350.00	1015	24.9	WTD. AVG. BASE	1,211.80		307.8
	1,400.00	0010	193.5				
	1,400.00	1080	84.8				
	1,400.00	1120	3.8				
	1,400.00	8160	520.6				

TABLE 8: BASE PRICE PAID TO GROWERS FOR GRAPES CRUSHED AND DELIVERED TO CALIFORNIA PROCESSORS FROM THE 1996 CROP WITH BRIX FACTORS AND PURCHASED TONNAGE, BY TYPE, VARIETY, REPORTING DISTRICT WHERE GROWN, AND WEIGHTED AVERAGE BASE PRICE.

District, Type, and Variety	Base Price Per Ton	Brix Factors	Tons	District, Type, and Variety	Base Price Per Ton	Brix Factors	Tons
	DOLLARS	CODE a/			DOLLARS	CODE a/	
DISTRICT 07 (Cont' d.)				CHARDONNAY (Cont' d.)	1, 250. 00	0010	4. 0
TEROLDEGO	1, 700. 00	0010	5. 2		1, 250. 00	0875	17. 1
WTD. AVG. BASE	1, 700. 00		5. 2		1, 250. 00	0920	11. 9
ZINFANDEL	480. 00	0010	42. 0		1, 275. 00	7745	78. 5
	600. 14	0010	707. 4		1, 300. 00	0010	194. 0
	625. 00	1730	433. 5		1, 300. 00	0760	1, 730. 1
	789. 33	1090	7. 5		1, 307. 25	7745	68. 9
	790. 32	0200	316. 7		1, 338. 75	0200	274. 3
	920. 00	0010	14. 5		1, 350. 00	0010	256. 6
	1, 100. 00	0010	69. 7		1, 350. 00	0790	14. 2
	1, 200. 00	0010	229. 7		1, 350. 00	7655	1, 031. 3
	1, 200. 00	1085	14. 4		1, 350. 00	7745	14. 7
	1, 200. 00	1095	5. 0		1, 380. 00	0010	28. 4
	1, 250. 00	0200	304. 6		1, 400. 00	0010	60. 8
	1, 250. 00	7755	252. 1		1, 400. 00	7063	238. 7
	1, 400. 00	0010	4. 5		1, 406. 16	0010	102. 9
	1, 500. 00	0125	9. 5		1, 412. 10	0010	83. 9
	1, 500. 00	1085	5. 9		1, 421. 68	0910	33. 4
	1, 500. 00	7745	17. 2		1, 428. 93	0010	22. 0
WTD. AVG. BASE	867. 58		2, 434. 2		1, 443. 26	0780	376. 2
OTHER RED	1, 200. 00	0010	12. 8		1, 450. 00	0010	66. 2
	1, 200. 00	0200	1. 4		1, 454. 26	0010	62. 3
	1, 295. 70	0010	. 6		1, 500. 00	0010	90. 3
	1, 500. 00	0780	7. 8		1, 500. 00	0920	22. 2
WTD. AVG. BASE	1, 306. 08		22. 6		1, 500. 00	1010	37. 6
					1, 500. 00	1015	19. 3
					1, 500. 00	7063	5. 0
					1, 517. 44	1015	37. 2
					1, 518. 41	1015	32. 6
					1, 540. 00	0010	67. 1
					1, 545. 00	0910	87. 8
					1, 550. 00	0510	24. 8
					1, 550. 00	0910	40. 7
					1, 574. 09	0770	34. 9
					1, 600. 00	0010	233. 5
					1, 600. 00	0125	12. 7
					1, 600. 00	0770	3. 3
					1, 600. 00	0910	24. 4
					1, 600. 00	7063	341. 9
					1, 600. 00	7330	166. 2
					1, 615. 00	0010	1, 152. 7
					1, 615. 00	0660	60. 0
					1, 615. 00	0920	69. 5
					1, 620. 00	0010	4. 2
					1, 650. 00	0010	157. 9
					1, 650. 00	1010	10. 3
					1, 658. 45	0010	207. 0
					1, 700. 00	0010	175. 1
					1, 700. 00	1015	21. 2
					1, 700. 00	1085	13. 7
					1, 750. 00	0010	456. 8
					1, 750. 00	1075	11. 8
					1, 800. 00	0010	609. 7
					1, 800. 00	0660	11. 9
					1, 800. 00	0780	14. 4
					1, 800. 00	0910	49. 4
					1, 800. 00	0920	40. 6
					1, 800. 00	1000	26. 8
					1, 800. 00	1010	34. 3
					1, 800. 00	1075	8. 5
					1, 800. 00	1085	91. 9
					1, 800. 00	7235	8. 4
					1, 800. 00	7268	1. 8
					1, 815. 21	0010	66. 6
					1, 850. 00	0010	5. 3
					1, 850. 00	0125	29. 8
					1, 850. 00	1000	5. 7
					1, 950. 00	0010	26. 7
					1, 950. 00	0200	21. 2
					1, 950. 00	7039	250. 3
					2, 000. 00	0010	4. 0
DISTRICT 08							
WINE GRAPES (WHITE)							
CHARDONNAY	400. 00	0900	18. 3				
	500. 00	0010	1. 0				
	764. 30	0910	474. 0				
	800. 00	0010	48. 3				
	900. 00	0010	90. 9				
	925. 00	0010	94. 7				
	1, 000. 00	0010	242. 4				
	1, 050. 00	0200	274. 3				
	1, 080. 30	0010	97. 8				
	1, 100. 00	0010	737. 2				
	1, 100. 00	0920	204. 9				
	1, 111. 00	0010	61. 4				
	1, 125. 00	0200	1, 341. 2				
	1, 150. 00	0010	33. 9				
	1, 150. 00	0910	12. 2				
	1, 158. 00	0010	31. 3				
	1, 167. 00	0010	448. 5				
	1, 175. 00	7745	17. 0				
	1, 181. 73	0200	1, 019. 6				
	1, 186. 36	0200	723. 7				
	1, 200. 00	0010	95. 7				
	1, 200. 00	0845	23. 7				
	1, 200. 00	0910	750. 0				
	1, 200. 00	0920	95. 1				
	1, 200. 00	1015	10. 0				
	1, 200. 00	1120	2. 5				
	1, 200. 00	7745	77. 1				
	1, 220. 00	0010	15. 1				
	1, 234. 64	7240	254. 1				
	1, 235. 00	7063	35. 2				

TABLE 8: BASE PRICE PAID TO GROWERS FOR GRAPES CRUSHED AND DELIVERED TO CALIFORNIA PROCESSORS FROM THE 1996 CROP WITH BRIX FACTORS AND PURCHASED TONNAGE, BY TYPE, VARIETY, REPORTING DISTRICT WHERE GROWN, AND WEIGHTED AVERAGE BASE PRICE.

District, Type, and Variety	Base Price Per Ton	Brix Factors	Tons	District, Type, and Variety	Base Price Per Ton	Brix Factors	Tons
	DOLLARS	CODE <u>a/</u>			DOLLARS	CODE <u>a/</u>	
DISTRICT 08 (Cont' d.)				MUSCAT ORANGE	800.00	0010	24.3
					800.00	0780	2.0
					1,050.00	0010	8.6
CHARDONNAY	2,000.00	0875	9.6		1,200.00	0010	5.4
(Cont' d.)	2,000.00	7745	168.8		1,500.00	0010	.4
	2,000.00	7927	31.5	WTD. AVG. BASE	912.78		40.7
	2,100.00	0910	26.0	PINOT BLANC	960.17	0010	44.2
	2,250.00	1085	5.5		1,000.21	0010	12.0
	2,400.00	0010	51.1		1,100.00	0010	28.9
	2,400.00	0660	1.2		1,300.00	0125	4.6
	2,400.00	0790	11.5		1,400.00	0010	4.0
	2,400.00	0875	208.8		1,400.00	0430	174.4
	2,400.00	1010	7.5		1,400.00	0510	88.3
	2,400.00	1085	6.3		1,425.00	0010	49.8
	2,400.00	6820	1,388.7		1,447.40	0780	22.0
	2,600.00	7745	23.4		1,450.00	0760	9.9
	2,800.00	7745	53.8		1,500.00	0010	19.3
WTD. AVG. BASE	1,449.83		19,024.2	WTD. AVG. BASE	1,337.35		457.4
CHENIN BLANC	325.00	0640	7.6	PINOT GRIS	1,000.00	0010	17.3
	400.00	0200	238.2		1,000.00	0780	25.9
	420.00	0640	189.7		1,100.00	0910	5.3
	427.00	0010	73.1		1,300.00	0010	3.3
	500.00	0010	300.0	WTD. AVG. BASE	1,029.34		51.8
	600.00	0010	6.9	ROUSANNE	1,600.00	0010	23.8
	650.00	5900	279.2		2,500.00	0010	1.3
	800.00	0010	15.1	WTD. AVG. BASE	1,646.61		25.1
	800.00	0650	10.9	SAUVIGNON BLANC	600.00	0010	9.9
	800.00	0780	5.2		600.00	0890	2.0
	800.00	1010	4.0		607.00	0780	4.2
	850.00	0010	11.6		614.30	0910	207.9
WTD. AVG. BASE	510.10		1,141.5		620.00	0910	92.0
GEWURZTRAMNER	576.00	0010	58.0		638.00	0010	96.1
	600.00	0010	4.4		650.00	0010	350.4
	614.30	0010	188.6		650.00	0920	13.5
	800.00	6130	14.1		655.65	0010	90.8
	1,000.00	0010	1.1		655.65	0200	91.2
	1,000.00	0770	8.7		700.00	0010	352.5
	1,000.00	0910	.7		700.00	0900	8.5
WTD. AVG. BASE	630.21		275.6		700.00	0910	151.3
GRAY RIESLING	472.00	0010	6.6		705.16	0200	85.9
	650.00	0010	9.1		750.00	0010	262.7
WTD. AVG. BASE	575.17		15.7		750.00	0780	8.5
MARSANNE	600.00	0010	9.4		750.00	7090	38.4
WTD. AVG. BASE	600.00		9.4		800.00	0010	62.3
MUSCAT BLANC/ M CANELLI	400.00	0010	64.3		800.00	0845	56.5
	500.00	0010	264.0		800.00	0910	12.6
	537.00	0010	25.0		822.51	0200	51.4
	600.00	0010	18.2		850.00	0010	55.3
	600.00	0920	11.4		850.00	6275	10.5
	615.49	0010	22.8		899.68	0100	67.5
	650.00	0010	20.2		900.00	4850	53.6
	674.10	0010	9.3		900.00	6130	8.0
	700.00	0010	4.6		911.25	6275	99.8
	700.00	0115	5.8		950.00	0010	31.1
	700.00	0920	6.4		1,000.00	0010	6.8
	700.00	4885	1.6		1,000.00	4850	98.3
	721.28	0720	97.5		1,061.10	0650	57.8
	750.00	0010	9.4		1,100.00	0010	7.0
	800.00	0010	2.1		1,143.00	0010	3.9
	850.00	0010	7.2		1,161.18	0010	32.7
	1,235.00	6953	5.5		1,200.00	0010	50.3
WTD. AVG. BASE	568.72		575.3	WTD. AVG. BASE	754.99		2,646.1

TABLE 8: BASE PRICE PAID TO GROWERS FOR GRAPES CRUSHED AND DELIVERED TO CALIFORNIA PROCESSORS FROM THE 1996 CROP WITH BRIX FACTORS AND PURCHASED TONNAGE, BY TYPE, VARIETY, REPORTING DISTRICT WHERE GROWN, AND WEIGHTED AVERAGE BASE PRICE.

District, Type, and Variety	Base Price Per Ton	Brix Factors	Tons	District, Type, and Variety	Base Price Per Ton	Brix Factors	Tons
	DOLLARS	CODE <i>a/</i>			DOLLARS	CODE <i>a/</i>	
DISTRICT 08 (Cont' d.)				CABERNET FRANC (Cont' d.)			
SEMILLON	425.00	0200	277.6		1,000.00	0920	29.2
	525.00	0010	103.5		1,100.00	0010	89.9
	600.00	0010	5.8		1,100.00	7745	8.6
	700.00	2960	20.9		1,150.00	0920	1.0
	800.00	0010	9.9		1,160.00	0010	6.2
	817.89	0010	10.0		1,200.00	0010	9.8
	817.89	0100	35.0		1,200.00	1085	15.7
	850.00	0010	4.4		1,400.00	1085	2.5
	909.09	0010	8.8		1,500.00	0855	22.4
	952.38	0010	4.2		1,600.00	0910	7.5
					1,650.00	0010	1.9
WTD. AVG. BASE	522.58		480.1	WTD. AVG. BASE	1,123.72		376.4
SYLVANER	700.00	4850	35.9	CABERNET SAUVIGNON	550.00	1010	23.7
WTD. AVG. BASE	700.00		35.9		614.30	0010	85.9
VIIGNIER	1,100.00	1085	.3		700.00	0010	69.8
	1,103.00	0010	7.8		725.00	0010	21.5
	1,200.00	0010	4.8		750.00	1010	5.4
	1,200.00	1085	2.0		800.00	0770	5.5
	1,200.00	1135	2.5		808.00	0010	130.9
	1,250.00	0010	1.0		826.00	0010	5.8
	1,500.00	0010	22.9		850.00	0010	320.4
	1,650.00	0910	2.8		850.00	0200	212.3
WTD. AVG. BASE	1,367.65		44.1		852.87	1000	46.1
WHITE RIESLING	450.00	0750	8.9		864.50	0010	426.2
	546.00	0010	235.6		885.00	0010	17.4
	575.00	0560	5.1		890.00	0010	103.4
	600.00	0010	27.5		900.00	0010	260.1
	614.30	0760	183.5		900.00	0910	93.1
	681.00	0010	3.2		900.00	0920	30.6
	700.00	1915	11.0		900.00	1015	5.0
	700.00	2235	102.1		909.49	0200	130.9
	750.00	0010	37.9		915.00	0010	24.8
	800.00	0010	306.9		925.00	0010	224.0
WTD. AVG. BASE	672.77		921.7		935.00	7063	23.9
OTHER WHITE	300.00	0010	1.4		950.00	0010	985.1
WTD. AVG. BASE	300.00		1.4		950.00	0200	313.2
WINE GRAPES (RED)					950.00	0780	21.6
ALEATICO	600.00	0010	1.7		950.00	0910	95.7
WTD. AVG. BASE	600.00		1.7		950.00	1085	7.9
BARBERA	800.00	0010	2.1		950.00	7755	10.7
	800.00	0780	2.4		957.70	0010	272.2
	800.00	0920	7.0		983.77	0010	254.8
	833.00	0910	3.0		1,000.00	0010	103.4
	900.00	0010	9.2		1,000.00	1015	4.6
	1,000.00	0010	1.9		1,000.00	1085	6.6
	1,000.00	0920	.6		1,000.00	1120	5.9
WTD. AVG. BASE	857.98		26.2		1,000.00	1145	7.7
CABERNET FRANC	700.00	1010	3.3		1,000.00	7063	46.8
	877.66	0010	27.9		1,000.00	7755	141.7
	900.00	0780	62.4		1,019.00	1085	31.6
	936.00	0010	5.7		1,023.30	0010	51.8
	950.00	0010	46.2		1,025.00	0010	88.2
	1,000.00	0010	1.4		1,028.30	0910	1,074.5
					1,028.38	0200	179.7
					1,050.00	0010	3.1
					1,050.00	0910	282.9
					1,050.00	1085	4.8
					1,050.00	7063	208.9
					1,092.79	0200	312.3
					1,100.00	0010	1,005.2
					1,100.00	0780	135.5
					1,100.00	0920	154.5
					1,100.00	7270	26.2
					1,100.00	7612	1,795.3
					1,100.00	7745	57.3
					1,108.58	0010	91.1
					1,128.70	0010	42.1

TABLE 8: BASE PRICE PAID TO GROWERS FOR GRAPES CRUSHED AND DELIVERED TO CALIFORNIA PROCESSORS FROM THE 1996 CROP WITH BRIX FACTORS AND PURCHASED TONNAGE, BY TYPE, VARIETY, REPORTING DISTRICT WHERE GROWN, AND WEIGHTED AVERAGE BASE PRICE.

District, Type, and Variety	Base Price Per Ton	Brix Factors	Tons	District, Type, and Variety	Base Price Per Ton	Brix Factors	Tons
	DOLLARS	CODE <u>a/</u>			DOLLARS	CODE <u>a/</u>	
DISTRICT 08 (Cont' d.)				MATARO/MOUVEDRE	1,000.00	0920	3.0
				(Cont' d.)	1,000.00	1085	.7
CABERNET	1,150.00	1085	12.3		1,050.00	0010	13.6
SAUVIGNON	1,150.00	7745	62.0		1,050.00	0200	10.0
(Cont' d.)	1,200.00	0010	765.9		1,200.00	1140	2.2
	1,200.00	0910	21.6		1,700.00	0010	1.0
	1,200.00	7745	80.6	WTD. AVG. BASE	1,020.04		47.4
	1,224.75	8155	20.1	MERLOT	864.30	0910	437.6
	1,250.00	1085	3.0		950.00	0010	33.8
	1,250.00	7745	85.2		1,025.00	0910	21.0
	1,300.00	0010	257.4		1,073.00	1085	37.8
	1,300.00	0780	2.5		1,150.00	0010	43.7
	1,300.00	1085	9.9		1,200.00	0010	61.9
	1,300.00	7745	117.1		1,200.00	0200	157.1
	1,350.00	0790	21.6		1,202.50	0010	85.8
	1,350.00	7745	44.3		1,250.00	0010	5.3
	1,400.00	0010	10.3		1,260.00	0010	207.1
	1,425.00	0010	11.5		1,267.91	0200	86.4
	1,425.00	0910	21.5		1,300.00	0010	90.4
	1,500.00	7745	9.2		1,300.00	0780	18.8
	1,550.00	0010	20.2		1,302.94	0910	59.6
	1,600.00	0010	36.7		1,350.00	0010	77.4
	1,600.00	1085	3.8		1,368.00	0010	238.4
	1,640.00	0010	15.6		1,368.00	1075	47.4
WTD. AVG. BASE	1,036.62		11,721.9		1,400.00	0010	1.4
CARIGNANE	1,000.00	1085	.6		1,400.00	0125	6.9
WTD. AVG. BASE	1,000.00		.6		1,400.00	0855	123.2
DOLCETTO	800.00	0010	18.8		1,400.00	1010	1.4
	800.00	0660	12.8		1,400.00	1085	2.2
	800.00	0780	2.5		1,400.00	7063	.6
	1,000.00	0010	.6		1,425.00	0910	169.9
WTD. AVG. BASE	803.46		34.7		1,450.00	0010	27.8
GAMAY (NAPA)	575.00	0010	22.3		1,450.00	0910	22.3
	600.00	0010	109.7		1,500.00	0010	31.4
	600.00	0755	20.3		1,500.00	0910	67.6
	631.91	0200	224.6		1,500.00	0920	25.3
	649.90	0720	151.9		1,500.00	7745	211.1
	675.00	0010	26.5		1,550.00	0010	2.5
	679.70	0010	69.6		1,570.00	0010	19.4
	700.00	0010	11.1		1,600.00	0010	156.0
	900.00	0010	12.6		1,600.00	0770	6.3
WTD. AVG. BASE	641.03		648.6		1,600.00	1000	19.8
GAMAY	1,015.47	0010	66.1		1,600.00	1085	1.2
BEAUJOLAIS					1,650.00	0010	99.4
WTD. AVG. BASE	1,015.47		66.1		1,650.00	7745	1.7
GRENACHE	775.00	0010	26.8		1,700.00	7745	142.8
	1,000.00	0010	4.3		1,800.00	0010	33.1
	1,000.00	0920	3.0		1,800.00	1085	5.2
	1,000.00	1085	2.0		1,800.00	7755	5.5
WTD. AVG. BASE	832.96		36.1		1,850.00	1085	3.0
MALBEC	850.00	0010	3.1		1,900.00	0010	62.2
	1,800.00	0010	1.4		1,900.00	1000	6.4
WTD. AVG. BASE	1,145.56		4.5		2,000.00	0855	7.5
MATARO/MOUVEDRE	889.00	0010	10.0		2,000.00	1085	7.0
	950.00	0940	5.2		2,300.00	0010	1.8
	1,000.00	0010	1.7	WTD. AVG. BASE	1,332.84		2,981.4
				NEBBIOLO	800.00	0125	3.5
					1,000.00	0010	6.4
					1,000.00	0780	2.1
					1,000.00	0910	.3
					1,000.00	0920	17.1
					1,000.00	1080	1.7
					1,200.00	0010	1.7
					1,200.00	0780	13.4
					1,250.00	7063	2.1
				WTD. AVG. BASE	1,058.90		48.3

TABLE 8: BASE PRICE PAID TO GROWERS FOR GRAPES CRUSHED AND DELIVERED TO CALIFORNIA PROCESSORS FROM THE 1996 CROP WITH BRIX FACTORS AND PURCHASED TONNAGE, BY TYPE, VARIETY, REPORTING DISTRICT WHERE GROWN, AND WEIGHTED AVERAGE BASE PRICE.

District, Type, and Variety	Base Price Per Ton	Brix Factors	Tons	District, Type, and Variety	Base Price Per Ton	Brix Factors	Tons
	DOLLARS	CODE <u>a/</u>			DOLLARS	CODE <u>a/</u>	
DISTRICT 08 (Cont' d.)				PINOT NOIR (Cont' d.)	1,900.00	1010	5.7
					1,900.00	1048	5.6
					1,950.00	0125	2.1
					2,000.00	0010	59.2
					2,000.00	0910	13.0
					2,000.00	1010	14.0
					2,000.00	1048	10.1
					2,000.00	1075	32.8
					2,000.00	1085	6.9
					2,200.00	0010	24.5
					2,200.00	0875	6.8
					2,200.00	7745	18.3
					2,400.00	0125	7.1
					2,400.00	1085	8.5
					2,400.00	6820	185.6
					2,500.00	1085	13.2
WTD. AVG. BASE	677.07		289.8	WTD. AVG. BASE	1,585.00		2,083.5
PETIT VERDOT	900.00	0780	42.2	REFOSCO/MONDEUSE1	1,400.00	0010	5.5
WTD. AVG. BASE	900.00		42.2	WTD. AVG. BASE	1,400.00		5.5
PINOT NOIR	450.00	0010	7.4	SANGIOVETO/SANGIOVESE	600.00	0010	3.3
	500.00	0010	.7		900.00	0010	4.0
	700.00	0010	159.0		1,000.00	0010	21.0
	750.00	1135	3.8		1,000.00	0780	2.1
	1,000.00	0125	4.2		1,000.00	0920	7.0
	1,100.00	0660	22.5		1,200.00	0780	10.9
	1,120.98	0780	56.4		1,200.00	0920	3.5
	1,129.19	0010	11.1		1,200.00	1085	.4
	1,184.50	0010	146.2		1,250.00	7755	1.4
	1,200.00	1015	1.1		1,300.00	0010	1.1
	1,236.75	0010	5.0		1,500.00	0010	3.1
	1,250.00	7755	264.8		1,850.00	1180	3.5
	1,253.72	0010	38.5	WTD. AVG. BASE	1,105.14		61.3
	1,253.72	1048	12.3	SYRAH/FRENCH	900.00	0010	23.2
	1,254.00	0010	13.0	SYRAH-SHIRAZ	1,025.00	0010	18.4
	1,265.13	0010	21.9		1,025.00	0920	34.3
	1,295.75	0010	21.9		1,025.00	0930	1.2
	1,300.00	1010	11.9		1,050.00	0010	9.7
	1,400.00	0010	8.2		1,100.00	0930	2.0
	1,400.00	0900	7.7		1,150.00	0920	3.2
	1,400.00	1010	2.4		1,200.00	0010	73.3
	1,417.18	1015	20.8		1,200.00	0770	17.8
	1,421.68	0010	20.6		1,200.00	0920	1.9
	1,450.00	0010	14.6		1,200.00	1085	3.6
	1,450.00	1015	8.6		1,200.00	1140	10.3
	1,500.00	0010	43.6		1,200.00	7745	54.0
	1,513.79	0010	13.6		1,223.00	0010	52.9
	1,533.98	0780	61.2		1,250.00	0010	30.4
	1,556.00	0010	41.1		1,250.00	0930	7.7
	1,564.00	0010	4.6		1,250.00	1085	6.1
	1,600.00	0010	15.5		1,250.00	7063	10.3
	1,600.00	0910	3.2		1,285.00	0010	39.0
	1,600.00	1048	3.0		1,300.00	0780	18.7
	1,633.91	0010	62.1		1,350.00	0010	3.2
	1,700.00	0010	25.1		1,400.00	1010	5.7
	1,750.00	0010	41.4		1,400.00	1085	.6
	1,800.00	0010	23.7		1,500.00	0010	7.3
	1,800.00	0200	44.8		1,500.00	0920	2.6
	1,800.00	1048	7.9		1,600.00	0010	8.8
	1,800.00	1085	70.6		1,683.67	0010	106.7
	1,850.00	0010	64.8		1,684.00	0010	50.6
	1,850.00	0200	4.8		1,700.00	0010	6.5
	1,850.00	0910	15.1		1,800.00	1075	7.6
	1,850.00	1010	7.1		1,800.00	1140	5.7
	1,850.00	1085	17.5	WTD. AVG. BASE	1,338.74		623.3
	1,851.78	0010	25.7				
	1,900.00	0010	189.1				

TABLE 8: BASE PRICE PAID TO GROWERS FOR GRAPES CRUSHED AND DELIVERED TO CALIFORNIA PROCESSORS FROM THE 1996 CROP WITH BRIX FACTORS AND PURCHASED TONNAGE, BY TYPE, VARIETY, REPORTING DISTRICT WHERE GROWN, AND WEIGHTED AVERAGE BASE PRICE.

District, Type, and Variety	Base Price Per Ton	Brix Factors	Tons	District, Type, and Variety	Base Price Per Ton	Brix Factors	Tons
	DOLLARS	CODE a/			DOLLARS	CODE a/	
DISTRICT 08 (Cont' d.)				CHARDONNAY (Cont' d.)			
ZINFANDEL	414.30	0085	337.8		800.00	0010	115.9
	450.00	0010	572.6		875.00	0010	67.8
	450.00	0200	151.3		921.00	0010	2.9
	475.00	0640	10.2		923.89	0010	77.8
	500.00	0010	1,042.6		1,000.00	0125	6.2
	500.00	0920	11.9		1,000.00	6360	58.2
	514.30	0085	951.0		1,100.00	0010	115.8
	523.00	0010	20.7		1,100.00	0780	13.8
	525.00	0010	132.6		1,100.00	0910	17.7
	576.38	0200	1,267.6		1,100.00	1015	5.2
	630.00	0010	83.5		1,100.00	6140	15.1
	650.00	0010	192.8		1,200.00	0010	1.5
	650.00	0845	15.8		1,200.00	0845	48.3
	700.00	0010	17.0		1,250.00	0010	123.6
	772.06	0200	193.4		1,300.00	0910	2.0
	800.00	1010	1.8		1,400.00	0910	377.9
	800.00	1025	24.2	WTD. AVG. BASE	960.91		1,797.1
	850.00	0010	18.1	CHENIN BLANC	275.00	2380	247.9
	850.00	1110	2.2		300.00	0010	86.5
	864.30	0010	152.7		450.00	0635	136.7
	900.00	0010	112.7		450.00	0725	12.3
	900.00	1010	10.6		500.00	0780	77.8
	950.00	0010	11.0	WTD. AVG. BASE	356.51		561.2
	1,000.00	0010	167.7	FLORA	400.00	0920	4.7
	1,000.00	0140	27.3	WTD. AVG. BASE	400.00		4.7
	1,000.00	0200	42.1	FRENCH COLOMBARD	225.00	2370	1,879.4
	1,000.00	0920	2.6	WTD. AVG. BASE	225.00		1,879.4
	1,064.80	0670	13.3	MUSCAT BLANC/ M CANELLI	550.00	0855	3.0
	1,100.00	0010	117.0		600.00	0010	2.1
	1,100.00	0780	18.5	WTD. AVG. BASE	570.59		5.1
	1,100.00	0920	35.3	MUSCAT ORANGE	600.00	0010	8.5
	1,100.00	1177	3.3	WTD. AVG. BASE	600.00		8.5
	1,140.00	0010	76.7	SAUVIGNON BLANC	500.00	0010	84.6
	1,150.00	0010	25.1		800.00	0010	21.3
	1,150.00	1085	6.9		1,000.00	0910	3.3
	1,150.00	1120	13.9	WTD. AVG. BASE	573.63		109.2
	1,200.00	0010	42.1	SYMPHONY	300.00	0010	1.9
	1,200.00	1085	4.5		300.00	0200	293.5
	1,200.00	1120	3.0	WTD. AVG. BASE	300.00		295.4
	1,200.00	7745	33.3	VIIGNIER	1,400.00	0010	.2
	1,250.00	7745	23.7	WTD. AVG. BASE	1,400.00		.2
	1,300.00	0010	21.4	WHITE RIESLING	950.00	0595	1.5
	1,400.00	0010	3.7	WTD. AVG. BASE	950.00		1.5
WTD. AVG. BASE	612.84		6,015.5	WINE GRAPES (RED)			
OTHER RED	889.00	0010	16.9	CABERNET FRANC	750.00	0930	.5
	1,000.00	0920	2.7		1,050.00	0010	2.4
WTD. AVG. BASE	904.29		19.6	WTD. AVG. BASE	998.28		2.9
DISTRICT 09				RAISIN GRAPES			
THOMPSON SEEDLESS				THOMPSON SEEDLESS			
	500.00	0780	9.2		500.00		9.2
WTD. AVG. BASE	500.00		9.2	WINE GRAPES (WHITE)			
CHARDONNAY				CHARDONNAY			
	600.00	0010	269.7		600.00	0010	269.7
	698.96	0910	284.5		698.96	0910	284.5
	750.00	0115	193.2		750.00	0115	193.2

TABLE 8: BASE PRICE PAID TO GROWERS FOR GRAPES CRUSHED AND DELIVERED TO CALIFORNIA PROCESSORS FROM THE 1996 CROP WITH BRIX FACTORS AND PURCHASED TONNAGE, BY TYPE, VARIETY, REPORTING DISTRICT WHERE GROWN, AND WEIGHTED AVERAGE BASE PRICE.

District, Type, and Variety	Base Price Per Ton	Brix Factors	Tons	District, Type, and Variety	Base Price Per Ton	Brix Factors	Tons
	DOLLARS	CODE <i>a/</i>			DOLLARS	CODE <i>a/</i>	
DISTRICT 09 (Cont' d.)				DISTRICT 10			
				WINE GRAPES (WHITE)			
CABERNET SAUVIGNON	601.83	0920	517.2	SYRAH/FRENCH	750.00	0930	.7
	625.00	0200	293.9	SYRAH-SHIRAZ	900.00	1010	31.4
	650.00	0010	25.5		1,250.00	1010	47.8
	650.00	0200	70.2	WTD. AVG. BASE	1,108.07		79.9
	700.00	0010	80.0	ZINFANDEL	350.00	0430	10,112.5
	700.00	7410	66.1		350.00	0540	555.5
	725.00	0200	142.5		350.00	0910	991.3
	839.22	0010	42.7		400.00	0010	93.3
	840.00	0010	3.8		450.00	0010	145.6
	900.00	0010	47.1		500.00	0050	26.7
	1,000.00	0010	64.4		500.00	0580	11.2
	1,000.00	5330	95.3		500.00	1855	146.0
	1,000.00	7330	180.2		646.00	0010	1.5
	1,100.00	0010	17.0		840.00	0010	1.9
	1,100.00	1015	7.7		850.00	7758	8.3
	1,100.00	7758	26.8		1,000.00	0780	3.8
	1,216.40	7240	48.2	WTD. AVG. BASE	354.53		12,097.6
	1,300.00	0910	20.3	OTHER RED	350.00	0010	23.6
WTD. AVG. BASE	758.04		1,748.9		750.00	0930	.7
GRENACHE	200.00	0010	1,718.8	WTD. AVG. BASE	361.52		24.3
	250.00	2180	2,236.2	DISTRICT 10			
WTD. AVG. BASE	228.27		3,955.0	WINE GRAPES (WHITE)			
MATARO/MOUVEDRE	1,200.00	0930	.7	CHARDONNAY	800.00	0010	10.0
WTD. AVG. BASE	1,200.00		.7		850.00	0780	1.8
MERLOT	800.00	7053	331.9		900.00	0010	7.4
	850.00	0200	85.7		900.00	1000	22.0
	871.37	0920	323.2		913.00	0670	9.6
	875.00	0200	226.5		936.31	0910	3.2
	900.00	0010	23.2		1,000.00	0010	127.2
	900.00	0910	129.3		1,000.00	1075	4.0
	907.50	0200	100.0		1,025.00	1000	6.9
	1,000.00	0200	27.0		1,050.00	0010	27.2
	1,000.00	0910	95.8		1,100.00	0010	5.0
	1,050.00	0010	3.8		1,100.00	1010	48.2
	1,200.00	0010	62.8		1,100.00	1085	15.0
	1,200.00	0910	113.3		1,118.00	0920	16.8
	1,200.00	0930	.6		1,150.00	0780	16.3
	1,400.00	0010	.2		1,150.00	0915	108.6
	1,450.39	8175	4.8		1,200.00	0010	3.9
	1,600.00	0920	134.9		1,200.00	0780	62.1
WTD. AVG. BASE	966.98		1,663.0		1,200.00	0920	8.2
NEBBIOLO	1,300.00	1075	1.3		1,216.00	0010	23.8
WTD. AVG. BASE	1,300.00		1.3		1,225.00	0910	87.5
PETITE SIRAH	750.00	0670	5.7		1,250.00	7063	11.3
	750.00	1000	4.3		1,300.00	0010	5.0
	850.00	1010	56.4		1,400.00	0010	204.4
	1,120.00	0010	9.9	WTD. AVG. BASE	1,177.85		835.4
WTD. AVG. BASE	871.93		76.3	CHENIN BLANC	250.00	0760	.1
PINOT NOIR	750.00	0010	.7		400.00	0660	11.5
	1,300.00	0990	10.0		600.00	0770	1.1
WTD. AVG. BASE	1,264.02		10.7	WTD. AVG. BASE	416.14		12.7
SANGIOVETO/SANGIOVESE	800.00	0010	12.4	FRENCH COLOMBARD	275.00	0010	66.7
WTD. AVG. BASE	800.00		12.4	WTD. AVG. BASE	275.00		66.7

TABLE 8: BASE PRICE PAID TO GROWERS FOR GRAPES CRUSHED AND DELIVERED TO CALIFORNIA PROCESSORS FROM THE 1996 CROP WITH BRIX FACTORS AND PURCHASED TONNAGE, BY TYPE, VARIETY, REPORTING DISTRICT WHERE GROWN, AND WEIGHTED AVERAGE BASE PRICE.

District, Type, and Variety	Base Price Per Ton	Brix Factors	Tons	District, Type, and Variety	Base Price Per Ton	Brix Factors	Tons
	DOLLARS	CODE <u>a/</u>			DOLLARS	CODE <u>a/</u>	
DISTRICT 10 (Cont' d)				SEMI LLON	600.00	0010	1.5
					600.00	0910	3.8
					600.00	1075	2.2
					700.00	0010	7.0
GEWURZTRAMNER	800.00	0010	2.4	WTD. AVG. BASE	648.28		14.5
	850.00	0010	2.3				
WTD. AVG. BASE	824.47		4.7	VIIGNIER	600.00	1215	.5
MARSANNE	600.00	1215	.2		800.00	0010	.3
WTD. AVG. BASE	600.00		.2		800.00	0910	5.5
MUSCAT BLANC/ M CANELLI	600.00	1265	.6		850.00	0910	7.6
	700.00	0010	3.1		900.00	1180	3.0
	700.00	0910	13.5		1,200.00	0010	1.5
	700.00	1095	25.7		1,450.00	8360	1.0
	800.00	1175	1.9	WTD. AVG. BASE	894.33		19.4
	800.00	1265	2.9	WHITE RIESLING	450.00	0010	13.4
WTD. AVG. BASE	708.81		47.7		600.00	0480	2.9
MUSCAT OF ALEXANDRIA	550.00	0010	1.9		600.00	0770	10.6
WTD. AVG. BASE	550.00		1.9	WTD. AVG. BASE	525.28		26.9
MUSCAT ORANGE	550.00	0010	3.5	WINE GRAPES (RED)			
	600.00	0790	24.9	AGLIANICO	1,050.00	0010	6.0
	650.00	0010	3.5	WTD. AVG. BASE	1,050.00		6.0
	700.00	0910	11.5	ALICANTE	850.00	1180	.8
	1,000.00	1235	2.6	BOUSCHET			
WTD. AVG. BASE	647.61		46.0	WTD. AVG. BASE	850.00		.8
PINOT GRIS	550.00	0855	.3	ALVARELHAO	925.00	0010	.9
	1,300.00	0010	4.7	WTD. AVG. BASE	925.00		.9
WTD. AVG. BASE	1,255.00		5.0	BARBERA	700.00	0910	3.4
ROUSANNE	600.00	1215	.2		840.00	0930	2.1
WTD. AVG. BASE	600.00		.2		850.00	0010	3.0
SAUVIGNON BLANC	325.00	0010	134.1		850.00	0930	1.7
	439.00	0010	12.0		925.00	0930	44.0
	499.13	0010	7.8		1,000.00	0010	11.0
	500.00	0010	83.8		1,000.00	0920	61.6
	500.00	0910	2.3		1,000.00	0930	7.1
	525.00	0010	2.4		1,000.00	1085	4.5
	525.00	0990	2.3		1,000.00	1095	7.8
	575.00	0780	36.3		1,000.00	1175	5.2
	600.00	0010	19.8		1,000.00	1180	32.3
	600.00	0770	13.0		1,450.00	7063	22.2
	600.00	0910	17.1	WTD. AVG. BASE	1,022.48		205.9
	700.00	0010	9.5	CABERNET FRANC	700.00	0010	.4
	700.00	1075	5.7		800.00	0990	2.5
	725.00	0770	10.3		950.00	0910	.5
	750.00	0010	4.9		990.00	1085	1.8
	750.00	0845	22.7		993.00	0010	2.0
	750.00	0910	4.9		993.00	0910	3.0
	750.00	0915	4.1		1,012.39	0010	1.5
	800.00	0910	1.6		1,012.39	0910	3.5
	850.00	0010	29.2		1,032.80	0910	2.9
	850.00	0650	20.7		1,200.00	0915	5.8
	850.00	0770	7.3		1,300.00	0010	3.5
	850.00	0845	13.3		1,300.00	0780	52.4
	850.00	6123	22.6		1,300.00	0920	3.4
WTD. AVG. BASE	563.97		487.7	WTD. AVG. BASE	1,221.26		83.2

DISTRICT 10 (Cont' d.)

TABLE 8: BASE PRICE PAID TO GROWERS FOR GRAPES CRUSHED AND DELIVERED TO CALIFORNIA PROCESSORS FROM THE 1996 CROP WITH BRIX FACTORS AND PURCHASED TONNAGE, BY TYPE, VARIETY, REPORTING DISTRICT WHERE GROWN, AND WEIGHTED AVERAGE BASE PRICE.

District, Type, and Variety	Base Price Per Ton	Brix Factors	Tons	District, Type, and Variety	Base Price Per Ton	Brix Factors	Tons
	DOLLARS	CODE <i>a/</i>			DOLLARS	CODE <i>a/</i>	
CABERNET	550.00	0660	3.2	MALBEC	700.00	1080	.5
SAUVIGNON	600.00	0010	3.8		950.00	0010	.2
	700.00	0010	.8	WTD. AVG. BASE	771.43		.7
	760.00	7650	47.7	MATARO/MDUVEDRE	450.00	0010	14.0
	761.82	0770	5.5		600.00	0010	2.6
	800.00	0930	.4		600.00	1180	1.3
	850.00	0910	.7		700.00	0930	4.6
	850.00	1075	14.5		700.00	1085	2.0
	870.00	0890	3.1		728.00	0010	2.3
	900.00	0010	29.3		1,000.00	0010	.5
	900.00	0780	26.9		1,100.00	1015	3.5
	900.00	0920	4.2		1,200.00	0010	7.5
	900.00	1085	1.5		1,200.00	1180	8.9
	904.00	0010	11.8	WTD. AVG. BASE	825.52		47.2
	904.00	0670	8.5	MERLOT	900.00	1075	7.3
	905.00	0010	10.0		1,000.00	0010	1.0
	905.00	0910	12.3		1,100.00	0010	7.6
	905.00	0920	4.2		1,200.00	0910	2.7
	905.00	1000	3.4		1,300.00	1000	2.0
	925.00	0010	1.8		1,315.00	0010	9.3
	950.00	0010	31.9		1,315.00	0670	5.1
	950.00	0920	12.6		1,315.00	0780	1.6
	1,000.00	0010	13.8		1,400.00	0010	3.5
	1,000.00	0670	1.0		1,400.00	0780	109.4
	1,000.00	0910	260.3		1,400.00	0920	2.1
	1,024.75	0770	4.0		1,400.00	1085	2.5
	1,050.00	0780	38.5		1,430.76	0910	4.1
	1,065.00	1010	82.8		1,450.00	0920	6.1
	1,100.00	0920	19.4		1,500.00	0010	1.6
	1,116.00	0010	21.0		1,500.00	0910	68.0
	1,200.00	0010	10.9		1,600.00	0910	31.1
	1,200.00	0920	4.0	WTD. AVG. BASE	1,411.60		286.8
	1,250.00	0780	33.4	MISSION	225.00	1105	17.4
	1,300.00	0920	15.4		400.00	1180	2.0
	1,300.00	7240	30.9		650.00	7755	4.5
WTD. AVG. BASE	1,006.39		773.5		800.00	0670	2.0
CARIGNANE	600.00	1180	2.3	WTD. AVG. BASE	356.76		25.9
	1,000.00	0770	2.0	MUSCAT HAMBURG	502.00	1190	4.2
WTD. AVG. BASE	786.05		4.3		750.00	0010	2.9
CHARBONO	550.00	0660	6.5	WTD. AVG. BASE	603.30		7.1
	1,200.00	0010	3.8	NEBBIOLO	800.00	0930	3.0
WTD. AVG. BASE	789.81		10.3		1,000.00	0910	10.5
CINSAULT	700.00	1085	1.7		1,000.00	0920	5.7
	720.00	0010	1.5	WTD. AVG. BASE	968.75		19.2
	900.00	0010	1.2	PETITE SIRAH	550.00	0660	2.5
WTD. AVG. BASE	761.36		4.4		650.00	0010	1.5
DOLCETTO	1,050.00	0010	6.0		650.00	1105	11.0
WTD. AVG. BASE	1,050.00		6.0		700.00	0010	1.0
GRENACHE	600.00	1180	9.5		750.00	0010	1.3
	627.00	0010	4.2		750.00	1077	2.3
	654.00	0010	9.0		775.00	1010	3.9
	655.00	1085	2.1		950.00	0010	4.0
	700.00	0930	8.2	WTD. AVG. BASE	717.18		27.5
	700.00	1085	2.0	PETIT VERDOT	1,000.00	0010	.3
	800.00	0930	3.0	WTD. AVG. BASE	1,000.00		.3
	800.00	1180	5.7				
WTD. AVG. BASE	679.52		43.7				

TABLE 8: BASE PRICE PAID TO GROWERS FOR GRAPES CRUSHED AND DELIVERED TO CALIFORNIA PROCESSORS FROM THE 1996 CROP WITH BRIX FACTORS AND PURCHASED TONNAGE, BY TYPE, VARIETY, REPORTING DISTRICT WHERE GROWN, AND WEIGHTED AVERAGE BASE PRICE.

District, Type, and Variety	Base Price Per Ton	Brix Factors	Tons	District, Type, and Variety	Base Price Per Ton	Brix Factors	Tons
DOLLARS CODE a/				DOLLARS CODE a/			
DISTRICT 10 (Cont' d.)				ZINFANDEL	450.00	0010	15.3
					500.00	0010	35.5
					500.00	0050	270.3
PINOT NOIR	500.00	0910	1.2		500.00	0055	40.2
	550.00	0660	2.7		500.00	0650	55.8
	600.00	0010	6.9		500.00	0660	2.1
	616.00	0670	4.8		500.00	0675	39.0
	850.00	0010	1.9		510.00	0440	61.1
					510.00	1920	979.1
WTD. AVG. BASE	616.96		17.5		550.00	0010	6.6
					550.00	0430	114.9
SANGIOVETO/ SANGIOVESE	825.00	0010	10.7		550.00	0650	65.9
	850.00	0930	12.6		550.00	0660	1.4
	900.00	0010	8.9		550.00	1000	.7
	1,000.00	0010	14.8		575.00	0010	11.5
	1,000.00	0780	10.7		575.00	0650	12.8
	1,000.00	0920	3.3		600.00	0010	477.5
	1,100.00	1090	5.0		600.00	0430	8.4
	1,100.00	7240	2.4		600.00	0650	14.9
	1,200.00	0010	.8		600.00	0760	3.3
	1,200.00	1085	12.1		600.00	1095	.6
	1,200.00	7745	34.3		650.00	0010	3.6
	1,400.00	0010	1.3		650.00	0650	.2
	1,400.00	1085	13.9		650.00	0755	25.6
	1,500.00	0010	4.6		658.00	0920	92.7
					675.00	0010	38.1
WTD. AVG. BASE	1,102.71		135.4		675.00	0670	14.1
					676.00	0010	5.0
SOUZAO	550.00	0010	.4		676.00	0920	2.8
					700.00	0010	1.8
WTD. AVG. BASE	550.00		.4		700.00	0650	12.1
					700.00	1140	6.4
SYRAH/FRENCH SYRAH-SHIRAZ	600.00	1120	1.8		703.49	1000	.9
	700.00	0930	6.7		742.50	0670	6.8
	700.00	1180	10.0		750.00	0010	4.2
	750.00	0930	19.0		760.00	1000	2.4
	750.00	0990	3.0		775.00	0890	4.7
	800.00	0010	5.0		790.94	0920	58.5
	839.30	0910	1.4		800.00	0540	61.9
	840.00	0010	5.6		800.00	0670	3.0
	840.00	0670	1.1		800.00	1085	171.3
	840.00	1085	1.1		800.00	1180	9.1
	900.00	0010	.1		825.00	0930	23.9
	900.00	1175	7.0		850.00	0010	9.7
	924.00	0670	3.2		850.00	0920	9.0
	950.00	1010	3.8		850.00	0930	95.6
	1,000.00	1085	6.2		850.00	1010	349.7
	1,100.00	0010	.3		875.00	1180	9.1
	1,200.00	0010	8.8		900.00	0010	47.0
	1,200.00	1010	5.2		900.00	0920	72.7
	1,200.00	1175	7.6		900.00	1010	96.9
	1,400.00	0010	3.4		900.00	1085	14.5
	1,450.00	0780	22.4		900.00	1095	4.2
	2,000.00	0010	.1		900.00	7755	118.4
					925.00	0010	77.1
WTD. AVG. BASE	1,008.50		122.8		1,000.00	0010	60.2
					1,000.00	0780	54.1
TEMPRANILLO	925.00	0010	2.9		1,000.00	0790	14.5
					1,000.00	0910	1,802.8
WTD. AVG. BASE	925.00		2.9		1,000.00	0920	44.2
					1,000.00	0930	31.4
TINTA CAO	550.00	0010	9.7		1,000.00	1000	23.1
	660.00	1180	2.7		1,000.00	1010	23.0
	925.00	0010	.4		1,000.00	1085	32.3
					1,000.00	1100	30.4
WTD. AVG. BASE	584.92		12.8		1,000.00	1175	5.1
					1,000.00	1180	4.3
TOURIGA	550.00	0010	2.9		1,000.00	6275	23.7
					1,000.00	7755	23.8
WTD. AVG. BASE	550.00		2.9		1,000.50	7745	103.6
					1,025.00	0010	35.5

TABLE 8: BASE PRICE PAID TO GROWERS FOR GRAPES CRUSHED AND DELIVERED TO CALIFORNIA PROCESSORS FROM THE 1996 CROP WITH BRIX FACTORS AND PURCHASED TONNAGE, BY TYPE, VARIETY, REPORTING DISTRICT WHERE GROWN, AND WEIGHTED AVERAGE BASE PRICE.

District, Type, and Variety	Base Price Per Ton	Brix Factors	Tons	District, Type, and Variety	Base Price Per Ton	Brix Factors	Tons
DOLLARS CODE a/				DOLLARS CODE a/			
DISTRICT 10 (Cont' d.)				BURGER (Cont' d.)	200.00	1620	982.7
ZINFANDEL (Cont' d.)	1,100.00	0010	43.8	(Cont' d.)	200.00	1855	20.0
	1,100.00	0780	39.4	WTD. AVG. BASE	196.93		12,218.2
	1,100.00	0930	35.5	CHARDONNAY	122.00	0200	33.9
	1,100.00	1193	10.2		400.00	7255	1,575.9
	1,200.00	0010	33.9		450.00	7255	287.1
	1,200.00	0930	14.3		500.00	0010	163.9
	1,250.00	1135	22.7		500.00	7255	89.6
	1,299.00	0010	37.7		600.00	0010	1,668.0
	1,300.00	0010	32.3		600.00	0120	5,625.8
	1,300.00	0920	4.0		600.00	6365	529.2
	1,325.00	0010	35.5		600.00	7255	280.8
	1,400.00	0010	21.9		623.48	6130	18.1
WTD. AVG. BASE	807.53		6,313.1		633.00	7255	957.8
OTHER RED	650.00	1105	3.1		633.05	0010	756.2
	675.00	0920	9.5		650.00	0010	671.7
	900.00	0920	6.5		650.00	0580	43.8
	925.00	0010	.4		700.00	0010	277.8
	950.00	0010	3.6		700.00	0920	5.5
	1,050.00	0010	12.5		700.00	6130	351.6
WTD. AVG. BASE	876.19		35.6		740.00	0100	158.2
DISTRICT 11					750.00	0010	209.3
RAISIN GRAPES					750.00	0100	122.0
THOMPSON SEEDLESS	165.00	0580	40.1		750.00	0115	441.3
WTD. AVG. BASE	165.00		40.1		750.00	0120	972.7
TABLE GRAPES					750.00	0200	1,072.6
FLAME TOKAY	100.00	0580	65.0		750.00	6153	604.0
	150.00	2755	375.1		750.00	7578	14,358.8
	160.00	0010	6.6		800.00	0010	988.8
	180.00	0010	892.9		800.00	4850	113.3
	180.00	0050	13,921.2		800.00	6130	3,713.2
	180.00	1685	784.5		850.00	0910	26.0
	180.00	1855	158.2		890.00	0010	119.1
	185.00	1685	349.1		900.00	0010	94.2
	185.00	1823	81.6		900.00	7243	62.9
	185.00	1855	2,211.1		935.00	0115	3,495.7
	185.00	2380	44.8		975.00	7243	148.1
WTD. AVG. BASE	179.83		18,890.1		1,000.00	0010	3,861.6
RIBIER	100.00	0580	1.7		1,000.00	0803	22.3
WTD. AVG. BASE	100.00		1.7		1,000.00	0910	365.8
WINE GRAPES (WHITE)					1,000.00	6360	523.9
BURGER	120.00	0580	2.9		1,000.00	7053	162.7
	175.00	0040	196.3		1,000.00	7745	23.9
	175.00	0280	866.2		1,025.00	0200	157.5
	190.00	0040	131.3		1,100.00	7340	127.2
	190.00	0280	773.2		1,200.00	0010	910.1
	190.00	1615	74.2		1,200.00	0910	21.4
	190.00	1685	98.3		1,200.00	2860	392.5
	200.00	0010	388.8		1,200.00	7053	52.6
	200.00	1600	8,529.9		1,205.00	0010	85.5
	200.00	1615	154.4		1,210.00	0910	63.1
					1,300.00	0010	129.5
					1,395.00	0010	23.3
					1,400.00	0010	23.4
					1,400.00	7030	39.7
					1,407.00	0010	19.6
					1,450.00	7330	252.4
					1,595.00	0910	40.0
				WTD. AVG. BASE	772.90		47,334.9
				CHENIN BLANC	250.00	0580	80.1
					255.00	0760	68.7
					285.00	2380	17.5
					289.16	0010	641.9
					325.00	0010	997.0
					325.00	0580	280.1
					335.00	0010	143.8
					350.00	0640	40.2

TABLE 8: BASE PRICE PAID TO GROWERS FOR GRAPES CRUSHED AND DELIVERED TO CALIFORNIA PROCESSORS FROM THE 1996 CROP WITH BRIX FACTORS AND PURCHASED TONNAGE, BY TYPE, VARIETY, REPORTING DISTRICT WHERE GROWN, AND WEIGHTED AVERAGE BASE PRICE.

District, Type, and Variety	Base Price Per Ton	Brix Factors	Tons	District, Type, and Variety	Base Price Per Ton	Brix Factors	Tons
	DOLLARS	CODE <i>a/</i>			DOLLARS	CODE <i>a/</i>	
DISTRICT 11 (Cont' d.)				EARLY BURGUNDY	800.00	0010	1.2
				WTD. AVG. BASE	800.00		1.2
CABERNET	607.56	0010	203.1	GAMAY (NAPA)	700.00	0010	470.2
SAUVIGNON	620.00	0010	46.4	WTD. AVG. BASE	700.00		470.2
(Cont' d.)	700.00	0010	110.2				
	700.00	0910	46.1	GRENACHE	200.00	7243	19.8
	700.00	7063	364.1		250.00	0580	75.4
	700.00	7255	867.8		275.00	0010	165.7
	725.00	0010	143.7		500.00	0920	5.0
	750.00	0115	1,524.4	WTD. AVG. BASE	266.56		265.9
	750.00	0125	2,099.7	MATARO/MOUVEDRE	700.00	0920	1.9
	750.00	0200	1,341.0		800.00	0010	.8
	750.00	0770	36.1	WTD. AVG. BASE	729.63		2.7
	750.00	7650	15,262.9	MERLOT	400.00	7255	212.8
	800.00	0010	24.1		500.00	0010	307.0
	800.00	0910	50.5		500.00	0910	11.9
	800.00	7063	614.7		600.00	0010	196.4
	800.00	7755	6,202.9		600.00	0910	244.5
	820.00	0200	135.4		600.00	0920	1.0
	850.00	0010	101.9		698.57	0125	7,208.0
	850.00	0570	68.6		750.00	0010	1,294.7
	850.00	7240	36.5		750.00	6302	46.5
	900.00	0010	93.3		800.00	0010	.5
	900.00	0920	86.5		870.00	0200	130.5
	935.00	0115	1,001.2		875.00	4840	125.3
	950.00	0010	231.6		890.00	7243	75.3
	950.00	7240	41.3		897.13	7755	259.9
1,000.00	0010	460.2			900.00	0010	1,586.4
1,000.00	0910	45.0			900.00	7243	302.4
1,000.00	6840	106.0		1,000.00	0010	196.4	
1,000.00	7243	78.6		1,000.00	0115	617.5	
1,000.00	7330	1,161.9		1,000.00	0125	737.7	
1,100.00	1010	97.8		1,000.00	0200	1,578.1	
1,100.00	8300	216.0		1,000.00	7255	288.0	
1,120.00	0010	137.5		1,000.00	7430	425.3	
1,200.00	0010	446.0		1,000.00	7650	2,811.1	
1,200.00	0910	54.2		1,000.00	7755	1,025.5	
1,200.00	1000	100.7		1,030.00	0010	26.8	
1,200.00	2860	902.4		1,044.75	0010	3.0	
1,200.00	7243	239.5		1,100.00	7240	24.4	
1,250.00	0910	88.4		1,200.00	0010	521.8	
1,250.00	7330	360.4		1,200.00	7243	110.3	
1,300.00	0010	17.1		1,200.00	7330	79.1	
1,375.00	0910	35.0		1,300.00	0010	33.8	
1,400.00	0010	85.1		1,300.00	1010	63.8	
1,400.00	0910	21.5		1,400.00	0010	27.9	
2,000.00	0010	125.0		1,400.00	0890	55.4	
WTD. AVG. BASE	794.78		38,625.0	1,400.00	0910	578.6	
				1,400.00	7840	24.9	
CARIGNANE	350.00	0010	129.7	1,445.00	0010	417.2	
	350.00	0580	246.9	1,500.00	0010	83.0	
	350.00	7243	26.5	1,500.00	0910	910.3	
	350.00	7330	1,394.1	1,500.00	7745	22.2	
	375.00	0010	85.8	1,530.00	0910	106.8	
	375.00	0910	460.7	1,600.00	0010	51.2	
	400.00	0010	87.4	1,650.00	0910	90.0	
	400.00	7090	5,418.2	WTD. AVG. BASE	915.35		22,913.2
	400.00	7255	459.7	MISSION	210.00	0945	18.0
	400.00	7330	676.0	WTD. AVG. BASE	210.00		18.0
	425.00	2860	291.1				
	440.00	0010	255.4				
	480.00	0010	45.9				
	500.00	0010	74.7				
	550.00	0920	9.8				
	600.00	0010	37.6				
	640.00	0860	82.6				
WTD. AVG. BASE	395.29		9,782.1				

TABLE 8: BASE PRICE PAID TO GROWERS FOR GRAPES CRUSHED AND DELIVERED TO CALIFORNIA PROCESSORS FROM THE 1996 CROP WITH BRIX FACTORS AND PURCHASED TONNAGE, BY TYPE, VARIETY, REPORTING DISTRICT WHERE GROWN, AND WEIGHTED AVERAGE BASE PRICE.

District, Type, and Variety	Base Price Per Ton	Brix Factors	Tons	District, Type, and Variety	Base Price Per Ton	Brix Factors	Tons
	DOLLARS	CODE <u>a/</u>			DOLLARS	CODE <u>a/</u>	
DISTRICT 11 (Cont' d.)				ZINFANDEL (Cont' d.)			
PETITE SIRAH	501.49	0010	596.3		500.00	0200	2,091.0
	800.00	0010	64.3		500.00	0318	24.2
	800.00	7240	22.8		500.00	0360	106.0
	800.00	7255	47.3		500.00	0440	4,794.0
	808.00	0010	33.7		500.00	0780	6.7
	900.00	0010	.9		500.00	1615	100.8
	925.00	0010	4.0		500.00	1683	934.9
	925.00	0920	5.0		500.00	1700	715.5
1,015.00	0920	49.2			500.00	1790	2,102.1
1,100.00	0780	46.2			500.00	1855	4,452.6
					500.00	1860	1,655.9
WTD. AVG. BASE	625.14		869.7		500.00	1920	17,418.3
					500.00	1985	4,919.7
					500.00	2175	1,024.8
					500.00	2860	284.7
					505.00	0010	75.6
RUBI RED	375.00	0780	40.2		517.38	0010	830.3
	393.69	0920	181.3		517.38	1790	69.9
					517.67	0360	155.0
WTD. AVG. BASE	390.30		221.5		517.67	1855	667.5
					518.00	0360	47.3
					520.00	0010	1,550.3
RUBY CABERNET	500.00	0010	100.9		525.00	0010	32.4
	550.00	0010	51.0		545.00	0010	46.8
					550.00	0010	68.4
WTD. AVG. BASE	516.79		151.9		550.00	0295	205.5
					553.25	1740	1,427.6
SALVADOR	350.00	0780	44.7		575.00	0010	67.2
					579.46	0360	133.1
WTD. AVG. BASE	350.00		44.7		581.56	0010	49.5
					600.00	0640	125.2
SANGIOVETO/ SANGIOVESE	700.00	0920	1.9		600.00	0920	2.5
	1,000.00	0910	9.3		604.00	0010	462.0
					700.00	0010	45.7
WTD. AVG. BASE	949.11		11.2		750.00	0010	2,063.9
					750.00	0125	737.2
SOUZAO	800.00	7755	1.7		750.00	0580	89.9
					750.00	0770	29.3
WTD. AVG. BASE	800.00		1.7		750.00	7090	15,309.7
					750.00	7243	383.5
SYRAH/FRENCH SYRAH-SHIRAZ	600.00	0920	2.2		750.00	7330	167.8
	800.00	7240	3.3		750.00	7975	81.9
	800.00	7755	122.8		800.00	0010	1,433.9
	850.00	7755	10.9		800.00	0200	771.5
	1,000.00	1000	.5		800.00	0910	523.1
	1,100.00	7240	22.2		800.00	1010	26.0
	1,161.50	0010	87.5		800.00	1700	44.2
WTD. AVG. BASE	954.36		249.4		800.00	7255	458.1
					800.00	7755	1,953.5
					825.00	0910	1,026.6
TOURIGA	800.00	7755	2.6		866.95	0010	1,156.6
					875.00	0780	40.2
WTD. AVG. BASE	800.00		2.6		900.00	0780	4.6
					900.00	0910	138.1
VALDEPENAS	350.00	0780	86.1		900.00	1100	45.9
					920.00	0010	7.0
WTD. AVG. BASE	350.00		86.1		950.00	0010	93.7
					950.00	0125	26.5
ZINFANDEL	300.00	0333	222.3		950.00	1135	20.9
	400.00	0430	227.3		1,000.00	0010	514.5
	475.00	1823	110.7		1,000.00	0130	3.5
	484.29	1790	102.0		1,000.00	0910	11.4
	488.16	0010	26.9		1,000.00	0920	4.7
	490.00	0040	168.9		1,000.00	0930	11.3
	492.41	0010	944.6		1,000.00	1000	10.0
	500.00	0010	388.6		1,000.00	7240	14.1
	500.00	0040	8,842.2		1,020.00	0010	515.9
	500.00	0045	4,006.8		1,020.00	0125	46.2
	500.00	0050	2,736.0		1,075.00	0910	22.4
	500.00	0055	1,410.8		1,100.00	0010	75.1
	500.00	0125	188.7		1,100.00	7435	353.7

TABLE 8: BASE PRICE PAID TO GROWERS FOR GRAPES CRUSHED AND DELIVERED TO CALIFORNIA PROCESSORS FROM THE 1996 CROP WITH BRIX FACTORS AND PURCHASED TONNAGE, BY TYPE, VARIETY, REPORTING DISTRICT WHERE GROWN, AND WEIGHTED AVERAGE BASE PRICE.

District, Type, and Variety	Base Price Per Ton	Brix Factors	Tons	District, Type, and Variety	Base Price Per Ton	Brix Factors	Tons
	DOLLARS	CODE <u>a/</u>			DOLLARS	CODE <u>a/</u>	
DISTRICT 11 (Cont' d.)				CHARDONNAY (Cont' d.)	650.00	7545	125.8
ZINFANDEL (Cont' d.)	1,200.00	0010	59.6		650.00	7555	36.3
	1,200.00	0930	2.4		650.00	7579	3,267.9
	1,200.00	1085	25.2		715.00	0010	89.1
	1,250.00	1010	116.8		750.00	0010	1,275.8
	1,255.00	0010	26.3		750.00	0085	261.9
WTD. AVG. BASE	588.59		94,515.5		750.00	0115	1,858.4
OTHER RED	250.00	0125	6.5		750.00	0120	2,846.3
	450.00	0010	7.0		750.00	0760	1,835.8
	750.00	0010	16.1		900.00	0010	213.2
	800.00	7755	1.4		1,000.00	0010	7.0
WTD. AVG. BASE	579.68		31.0		1,000.00	0803	7.3
DISTRICT 12					1,000.00	7240	123.1
RAISIN GRAPES					1,150.00	0010	8.6
THOMPSON SEEDLESS	8.00 <u>b/</u>	1514	724.4		1,150.00	0765	163.7
	125.00	0580	610.5		1,200.00	0010	69.2
	165.00	0580	11.0		1,200.00	0915	11.7
	185.00	0010	658.2		1,250.00	0765	326.1
	185.00	0670	42.1		1,300.00	0010	325.7
	185.00	2225	1,276.5		1,300.00	7330	225.4
	185.00	2755	165.6		1,322.00	0010	116.2
	185.00	2860	720.9		1,500.00	0010	313.8
	185.00	2870	459.0				
	185.00	3225	1,425.2	WTD. AVG. BASE	711.38		21,476.2
	190.00	0010	156.2	CHENIN BLANC	200.00	0085	75.6
	190.00	2755	253.9		250.00	0510	481.7
	200.00	1965	1,044.3		250.00	2455	239.3
WTD. AVG. BASE	182.20 <u>c/</u>		6,823.4		275.00	0510	1,461.0
TABLE GRAPES					275.00	2380	6,258.0
RIBIER	185.00	0010	74.9		275.00	2455	2,191.5
WTD. AVG. BASE	185.00		74.9		275.00	2755	35.4
RUBY SEEDLESS/KING RUBY	8.50 <u>b/</u>	1515	145.9		285.00	0200	424.3
WTD. AVG. BASE	<u>d/</u>				300.00	2605	11,316.7
OTHER TABLE	185.00	3225	238.1		350.00	0010	254.7
WTD. AVG. BASE	185.00		238.1	WTD. AVG. BASE	287.43		22,738.2
WINE GRAPES (WHITE)				FRENCH COLOMBARD	100.00	0010	67.1
BURGER	200.00	0010	1,502.5		200.00	0010	2,128.7
WTD. AVG. BASE	200.00		1,502.5		200.00	0580	634.7
CHARDONNAY	500.00	0855	219.1		200.00	0780	129.0
	509.50	0010	465.9		200.00	2940	70.2
	550.00	0010	3,141.1		210.00	0010	300.5
	550.00	5180	117.6		210.00	0610	371.0
	575.00	0010	184.7		210.00	2465	171.8
	600.00	0120	2,648.5		210.00	2945	3,146.8
	600.00	5180	584.3		225.00	0200	225.1
	600.00	6465	451.2		225.00	2755	4,702.1
	625.00	2965	155.5		225.00	2860	18,727.1
					225.00	3160	799.4
					225.00	3170	20,990.4
					225.00	7053	65.2
					235.00	0650	1,721.4
					250.00	0010	936.9
				WTD. AVG. BASE	223.16		55,187.4
				GREEN HUNGARIAN	225.00	0010	159.2
				WTD. AVG. BASE	225.00		159.2
				MALVASIA BIANCA	300.00	0070	6,082.9
					350.00	0010	18.5
				WTD. AVG. BASE	300.15		6,101.4
				MUSCAT BLANC/M CANELLI	400.00	4850	18.8
				WTD. AVG. BASE	400.00		18.8

TABLE 8: BASE PRICE PAID TO GROWERS FOR GRAPES CRUSHED AND DELIVERED TO CALIFORNIA PROCESSORS FROM THE 1996 CROP WITH BRIX FACTORS AND PURCHASED TONNAGE, BY TYPE, VARIETY, REPORTING DISTRICT WHERE GROWN, AND WEIGHTED AVERAGE BASE PRICE.

District, Type, and Variety	Base Price Per Ton	Brix Factors	Tons	District, Type, and Variety	Base Price Per Ton	Brix Factors	Tons
	DOLLARS	CODE <u>a/</u>			DOLLARS	CODE <u>a/</u>	
DISTRICT 12 (Cont' d.)				SAUVIGNON	1,000.00	1010	287.9
				(Cont' d.)	1,100.00	0855	176.4
MUSCAT OF ALEXANDRIA	225.00	2755	627.9		1,100.00	0920	98.0
WTD. AVG. BASE	225.00		627.9		1,100.00	8300	181.5
					1,300.00	0010	44.6
MUSCAT ORANGE	400.00	4850	12.6		1,400.00	0910	3.5
	500.00	0910	.7	WTD. AVG. BASE	660.75		11,125.3
WTD. AVG. BASE	405.26		13.3	CARIGNANE	275.00	0010	128.0
PALOMINO/ G CHASSELAS	185.00	2860	22.7		300.00	7050	2,919.1
WTD. AVG. BASE	185.00		22.7		300.00	7255	620.9
					300.00	7330	890.8
SAUVIGNON BLANC	400.00	6460	3,041.7		320.00	0010	2,079.5
	425.00	4850	837.0		325.00	0845	802.5
	450.00	2960	27.5		325.00	7560	332.7
	600.00	0010	179.3		350.00	0200	488.9
	650.00	0010	244.4		365.00	0925	381.7
	700.00	0010	248.0		375.00	0010	181.5
	700.00	0775	31.5		375.00	7240	24.5
WTD. AVG. BASE	444.06		4,609.4		400.00	0580	24.3
					400.00	0855	2,649.7
SEMILLON	250.00	0010	112.2	WTD. AVG. BASE	334.61		11,524.1
	375.00	2680	621.8	CARNELIAN	250.00	0010	54.7
WTD. AVG. BASE	355.89		734.0	WTD. AVG. BASE	250.00		54.7
				GRENACHE	200.00	0580	2.5
SYMPHONY	325.00	2960	67.5		250.00	0010	811.8
	350.00	0010	37.1		250.00	0390	1,640.4
	400.00	0580	10.3		250.00	2185	1,951.3
	415.00	0760	23.5		275.00	0010	133.1
WTD. AVG. BASE	352.57		138.4		275.00	0612	1,399.0
OTHER WHITE	350.00	2765	1.4		275.00	2490	4,048.9
WTD. AVG. BASE	350.00		1.4		275.00	2860	2,484.2
					275.00	7255	100.9
WINE GRAPES (RED)					325.00	0650	136.4
ALICANTE BOUSCHET	900.00	0010	22.5		450.00	1085	23.9
WTD. AVG. BASE	900.00		22.5		650.00	0910	47.0
BARBERA	285.00	6445	34.9	WTD. AVG. BASE	268.61		12,779.4
	300.00	7610	6,234.9	MERLOT	698.57	0125	4,805.9
	325.00	7255	52.1		752.00	1010	1,012.7
	325.00	7330	90.5		800.00	0010	69.8
	350.00	0010	2.9		1,000.00	0010	242.5
	350.00	7330	111.6		1,000.00	0115	65.7
	375.00	0010	48.2		1,000.00	0125	829.2
	400.00	0010	512.4		1,000.00	7650	1,143.1
	700.00	0010	30.9		1,300.00	0010	27.8
WTD. AVG. BASE	310.67		7,118.4		1,400.00	0010	91.8
					1,400.00	0910	21.8
CABERNET SAUVIGNON	480.00	1010	972.0		1,400.00	1010	100.8
	500.00	0010	1,082.4		1,500.00	7330	152.4
	525.00	0010	117.1	WTD. AVG. BASE	819.76		8,563.5
	546.31	0125	1,437.0	MISSION	200.00	6440	30.7
	619.03	0010	43.6		225.00	0010	140.0
	636.00	7255	744.4		225.00	7050	1,196.1
	650.00	1010	2,164.3	WTD. AVG. BASE	224.44		1,366.8
	650.00	7650	826.4	MUSCAT HAMBURG	450.00	0010	44.0
	700.00	0010	190.2		500.00	0140	15.9
	750.00	0115	165.3		500.00	0910	4.7
CABERNET	750.00	0125	2,590.7		500.00	0920	8.4
				WTD. AVG. BASE	469.86		73.0

TABLE 8: BASE PRICE PAID TO GROWERS FOR GRAPES CRUSHED AND DELIVERED TO CALIFORNIA PROCESSORS FROM THE 1996 CROP WITH BRIX FACTORS AND PURCHASED TONNAGE, BY TYPE, VARIETY, REPORTING DISTRICT WHERE GROWN, AND WEIGHTED AVERAGE BASE PRICE.

District, Type, and Variety	Base Price Per Ton	Brix Factors	Tons	District, Type, and Variety	Base Price Per Ton	Brix Factors	Tons	
	DOLLARS	CODE <u>a/</u>			DOLLARS	CODE <u>a/</u>		
DISTRICT 12 (Cont' d.)				ZINFANDEL (Cont' d.)				
PETITE SIRAH	500.00	6500	384.0		405.00	0010	58.6	
	900.00	7255	124.5		411.00	1985	72.5	
WTD. AVG. BASE	597.94		508.5		450.00	0355	174.1	
PINOT NOIR	600.00	0125	461.0		450.00	1985	2,024.0	
WTD. AVG. BASE	600.00		461.0		450.00	2175	576.8	
ROYALTY	350.00	0010	50.3		459.50	0070	435.3	
	350.00	7255	32.7		465.00	1855	3,033.9	
	400.00	0925	23.7		475.00	0310	160.2	
WTD. AVG. BASE	361.11		106.7		475.00	1855	209.4	
RUBIRED	350.00	0115	629.2		477.00	2175	442.3	
	350.00	0910	1,509.1		500.00	0010	1,573.0	
	350.00	7255	57.1		500.00	0040	2,727.5	
	350.00	7330	597.4		500.00	0045	1,817.3	
	400.00	0010	121.9		500.00	0318	216.1	
	400.00	0125	669.2		500.00	0355	447.5	
WTD. AVG. BASE	361.04		3,583.9		500.00	1855	5,126.6	
RUBY CABERNET	250.00	7975	79.1		500.00	1918	2,722.6	
	300.00	0010	124.8		500.00	1985	17.7	
	350.00	0010	839.0		500.00	2175	823.3	
	350.00	7333	68.7		517.00	0010	142.0	
	400.00	0010	58.2		525.00	0010	213.0	
	400.00	0125	2,454.9		550.00	0010	289.4	
	400.00	0200	532.8		550.00	1790	754.5	
	400.00	7050	3,254.0		604.00	0010	36.4	
	400.00	7330	758.6		700.00	0910	251.6	
	425.00	7330	182.2		700.00	7975	163.0	
	450.00	0010	313.3		750.00	0010	152.6	
	450.00	7240	56.2		750.00	7095	849.6	
	450.00	7330	763.1		750.00	7975	78.7	
	500.00	0010	51.0		800.00	0010	10.8	
	525.00	0010	258.4		850.00	0790	78.6	
WTD. AVG. BASE	402.95		9,794.3		1,000.00	0010	113.1	
SANGIOVETO/ SANGIOVESE	600.00	0125	593.4		1,000.00	0920	3.4	
WTD. AVG. BASE	600.00		593.4		1,020.00	0010	46.9	
SYRAH/FRENCH SYRAH-SHIRAZ	600.00	0125	783.6		1,100.00	0010	183.1	
WTD. AVG. BASE	600.00		783.6		WTD. AVG. BASE	425.05	45,912.3	
TEMPRANILLO	462.00	0010	12.9		OTHER RED	225.00	5.5	
WTD. AVG. BASE	462.00		12.9			300.00	48.2	
VALDEPENAS	250.00	0010	57.1			500.00	2.2	
	350.00	0780	122.6		WTD. AVG. BASE	300.49	55.9	
	350.00	7255	152.6		DISTRICT 13			
	400.00	0010	196.8		RAISIN GRAPES			
WTD. AVG. BASE	357.81		529.1		BLACK CORINTH (ZANTES)	8.50 <u>b/</u>	1500	436.2
ZINFANDEL	300.00	0045	16,521.3			185.00	3225	691.9
	300.00	0333	172.0		WTD. AVG. BASE	185.00 <u>c/</u>		691.9
	300.00	0355	1,181.7		FIESTA	185.00	1855	2,225.4
	385.00	0355	913.4			185.00	2663	2,874.3
	400.00	0045	290.5			185.00	2860	164.9
	403.00	1985	808.0			185.00	2870	22.1
						190.00	2705	301.2
					WTD. AVG. BASE	185.27		5,587.9
					SULTANAS	185.00	0670	98.8
						185.00	2663	35.1
						185.00	2860	174.8
					WTD. AVG. BASE	185.00		308.7

TABLE 8: BASE PRICE PAID TO GROWERS FOR GRAPES CRUSHED AND DELIVERED TO CALIFORNIA PROCESSORS FROM THE 1996 CROP WITH BRIX FACTORS AND PURCHASED TONNAGE, BY TYPE, VARIETY, REPORTING DISTRICT WHERE GROWN, AND WEIGHTED AVERAGE BASE PRICE.

District, Type, and Variety	Base Price Per Ton	Brix Factors	Tons	District, Type, and Variety	Base Price Per Ton	Brix Factors	Tons
	DOLLARS	CODE <u>a/</u>			DOLLARS	CODE <u>a/</u>	
DISTRICT 13 (Cont' d.)				CALMERIA	185.00	0010	151.3
				WTD. AVG. BASE	185.00		151.3
THOMPSON SEEDLESS	8.50 <u>b/</u>	1500	663.5	CHRISTMAS ROSE	8.50 <u>b/</u>	1515	31.2
	8.50 <u>b/</u>	1515	217.3	WTD. AVG. BASE	<u>d/</u>		
	8.50 <u>b/</u>	1520	5.7	CRIMSON	185.00	2705	5.7
	9.75 <u>b/</u>	1500	1,185.7	WTD. AVG. BASE	185.00		5.7
	10.00 <u>b/</u>	1500	666.3	EMPEROR	185.00	2705	16.2
	10.00 <u>b/</u>	1515	1,614.4	WTD. AVG. BASE	185.00		16.2
	165.00	0580	90.9	FANTASY	185.00	2705	21.3
	180.00	0400	5,816.4	WTD. AVG. BASE	185.00		21.3
	185.00	0010	1,778.0	FLAME SEEDLESS	8.50 <u>b/</u>	1515	96.4
	185.00	0400	25,859.7		8.50 <u>b/</u>	1520	198.7
	185.00	0670	34,233.7		100.00	0580	71.9
	185.00	1685	5,817.6		150.00	0010	16.9
	185.00	1965	4,396.3		185.00	0010	605.8
	185.00	2185	16,272.1		185.00	2663	36.9
	185.00	2225	37,089.9		185.00	2670	889.1
	185.00	2255	187.8		185.00	2860	66.3
	185.00	2663	66,036.8		185.00	6830	227.6
	185.00	2670	207.5		200.00	0010	383.3
	185.00	2705	59,824.0		200.00	0115	123.7
	185.00	2860	38,997.4		200.00	0810	158.9
	185.00	2870	10,757.7		214.00	0010	28.9
	185.00	3225	116,127.8	WTD. AVG. BASE	186.58 <u>c/</u>		2,609.3
	188.90	0010	283.8	ITALIA	185.00	2575	2.6
	190.00	0085	1,427.0		185.00	2705	14.4
	190.00	0570	335.1	WTD. AVG. BASE	185.00		17.0
	190.00	0630	127.3	PERLETTE	200.00	0010	42.6
	190.00	1965	2,212.3	WTD. AVG. BASE	200.00		42.6
	190.00	2705	12,962.9	RED GLOBE/ ROSE ITO	185.00	2705	19.4
	191.60	0010	105.8	WTD. AVG. BASE	185.00		19.4
	191.80	0010	325.1	RED MALAGA	185.00	2705	8.4
	192.00	0010	94.1	WTD. AVG. BASE	185.00		8.4
	193.60	0010	120.6	RUBY SEEDLESS/ KING RUBY	8.50 <u>b/</u>	1500	95.2
	195.00	0100	523.9		185.00	2670	674.6
	195.00	1965	10,146.0		185.00	2705	260.0
	195.70	0010	60.4	WTD. AVG. BASE	185.00 <u>c/</u>		934.6
	197.10	0010	3.1	WHITE MALAGA	185.00	0010	111.6
	197.50	0010	296.9		185.00	0440	216.7
	197.60	0010	151.3		185.00	2230	499.1
	198.60	0010	794.7		185.00	2663	137.5
	200.00	0010	1,854.4		185.00	2705	199.1
	200.00	0075	3,890.6		185.00	2860	640.3
	200.00	0085	1,080.5		185.00	2870	61.2
	200.00	0115	171.6		185.00	3225	1,690.0
	200.00	0750	188.5	WTD. AVG. BASE	185.00		3,555.5
	200.00	0810	196.7				
	200.00	2755	253.0				
	200.00	3130	118.4				
	205.00	0010	608.4				
	206.00	0010	269.7				
	212.75	2860	452.9				
	214.00	0115	141.2				
	225.00	2688	38.7				
	230.00	0580	187.6				
WTD. AVG. BASE	185.74 <u>c/</u>		462,916.1				
TABLE GRAPES							
BLACK MNUKKA	170.00	0010	45.0				
	185.00	2670	187.3				
WTD. AVG. BASE	182.09		232.3				
BLACK SEEDLESS	200.00	0115	343.0				
WTD. AVG. BASE	200.00		343.0				

TABLE 8: BASE PRICE PAID TO GROWERS FOR GRAPES CRUSHED AND DELIVERED TO CALIFORNIA PROCESSORS FROM THE 1996 CROP WITH BRIX FACTORS AND PURCHASED TONNAGE, BY TYPE, VARIETY, REPORTING DISTRICT WHERE GROWN, AND WEIGHTED AVERAGE BASE PRICE.

District, Type, and Variety	Base Price Per Ton	Brix Factors	Tons	District, Type, and Variety	Base Price Per Ton	Brix Factors	Tons
	DOLLARS	CODE a/			DOLLARS	CODE a/	
DISTRICT 13 (Cont' d.)				EMERALD RIESLING	200.00	0010	489.1
OTHER TABLE	8.50 <u>b/</u>	1500	6,009.9	WTD. AVG. BASE	200.00		489.1
	8.50 <u>b/</u>	1515	135.1	FEHER SZAGOS	185.00	2860	47.6
	9.00 <u>b/</u>	1514	115.6	WTD. AVG. BASE	185.00		47.6
	185.00	0010	438.5	FRENCH COLOMBARD	7.00 <u>b/</u>	1515	94.8
	185.00	3225	25,772.1		10.00 <u>b/</u>	1515	258.1
	300.00	7330	5.5		150.00	2205	34.9
WTD. AVG. BASE	185.02 <u>c/</u>		26,216.1		180.00	0010	6,805.6
WINE GRAPES (WHITE)					180.00	2860	2,320.1
BURGER	175.00	0010	670.3		190.00	0085	3,799.3
WTD. AVG. BASE	175.00		670.3		200.00	0010	111,523.0
CHARDONNAY	440.00	0200	902.2		200.00	0070	578.0
	459.00	7255	82.5		200.00	0435	9,268.1
	500.00	0010	82.6		200.00	0580	20.0
	500.00	0115	204.1		200.00	0635	3,895.1
	550.00	0010	328.6		200.00	0645	53.6
	568.28	0010	1,108.4		200.00	0650	497.7
	593.28	0010	199.2		200.00	0720	354.3
	600.00	0010	201.9		200.00	0780	2,203.0
	600.00	0120	2,241.0		200.00	2205	12,958.8
	600.00	2775	255.5		200.00	2380	1,911.5
	600.00	6465	3,091.6		200.00	2575	11,362.6
	650.00	0115	117.9		200.00	2860	73,685.6
	750.00	0010	555.4		200.00	2870	1,473.2
	900.00	6360	134.4		200.00	3205	269.4
	1,000.00	7555	77.4		200.00	5225	128.5
	1,150.00	0010	48.3		200.00	7230	774.4
	1,150.00	0910	4.3		203.00	2580	2,174.9
	1,200.00	6360	65.2		205.00	0010	43.8
	1,200.00	7038	712.7		206.00	0720	514.4
	1,300.00	0010	68.4		225.00	0010	308.6
	1,400.00	7255	30.4		225.00	0540	190.6
	1,500.00	0010	613.8		225.00	0570	707.0
WTD. AVG. BASE	693.76		11,125.8		225.00	2688	37.5
CHENIN BLANC	200.00	2575	16.6		235.00	0010	403.7
	220.00	2380	595.0		250.00	0010	506.3
	225.00	0010	2,748.9		252.50	2585	402.5
	225.00	0075	231.3		275.00	0010	99.0
	225.00	2150	35,881.1		285.00	0010	156.0
	225.00	2380	17,457.1		300.00	2583	7,449.1
	235.00	0010	48.3		300.00	2755	2,059.2
	235.00	0780	335.4		306.00	0010	1,947.4
	241.00	0200	756.4	WTD. AVG. BASE	204.05 <u>c/</u>		260,916.7
	242.66	2140	1,984.6	MALVASIA BIANCA	200.00	0010	761.1
	245.97	0200	601.3		250.00	0010	435.4
	249.00	0010	338.8		250.00	6445	249.2
	250.00	0010	706.8		300.00	0010	325.5
	250.00	0200	1,820.0		300.00	0580	134.1
	250.00	2090	3,151.3		306.00	0115	144.7
	265.00	0100	198.6	WTD. AVG. BASE	246.60		2,050.0
	265.00	2755	271.9	MUSCAT BLANC/ M CANELLI	300.00	0010	276.7
	275.00	0010	2,218.6		325.00	0010	413.2
	275.00	0070	3,938.3		325.00	2380	487.4
	275.00	2755	1,224.6		325.00	7020	184.1
	300.00	2755	1,265.3		350.00	0200	1,681.2
	310.00	0700	604.7		400.00	0010	208.0
	350.00	0010	110.9		450.00	0010	40.3
	350.00	2583	2,049.4		500.00	0010	50.0
WTD. AVG. BASE	237.91		78,555.2		500.00	0780	86.5
					500.00	0920	14.9
					550.00	0010	37.9
				WTD. AVG. BASE	351.08		3,480.2

TABLE 8: BASE PRICE PAID TO GROWERS FOR GRAPES CRUSHED AND DELIVERED TO CALIFORNIA PROCESSORS FROM THE 1996 CROP WITH BRIX FACTORS AND PURCHASED TONNAGE, BY TYPE, VARIETY, REPORTING DISTRICT WHERE GROWN, AND WEIGHTED AVERAGE BASE PRICE.

District, Type, and Variety	Base Price Per Ton	Brix Factors	Tons	District, Type, and Variety	Base Price Per Ton	Brix Factors	Tons
	DOLLARS	CODE <u>a/</u>			DOLLARS	CODE <u>a/</u>	
DISTRICT 13 (Cont' d.)				VIIGNIER	1,000.00	5230	68.7
					1,250.00	0010	66.5
MUSCAT OF ALEXANDRIA	160.00	1105	78.0	WTD. AVG. BASE	1,122.97		135.2
	165.00	0100	88.9	OTHER WHITE	185.00	0010	11.6
	185.00	0010	184.8		185.00	0670	21.3
	185.00	5605	26.3		185.00	1965	88.0
	191.00	0650	38.3		185.00	2663	72.8
	200.00	0010	140.2		185.00	2705	9.0
	200.00	0845	709.6		200.00	0010	64.2
	200.00	5210	2,729.1	WTD. AVG. BASE	188.61		266.9
	225.00	0010	4,779.6	WINE GRAPES (RED)			
	225.00	1965	79.4	ALEATI CO	375.00	0200	81.4
	225.00	7038	1,846.5		400.00	0010	3.4
	227.25	0010	934.8		600.00	0010	48.5
	230.00	0010	152.8	WTD. AVG. BASE	457.50		133.3
	235.00	5210	1,187.2	ALI CANTE	210.00	0010	26.2
	240.00	0910	2,232.8	BOUSCHET	250.00	0760	84.7
	240.00	3145	409.3		325.00	2285	143.7
	250.00	0010	1,946.8	WTD. AVG. BASE	288.21		254.6
	250.00	0640	94.7	BARBERA	235.00	0010	12.7
	250.00	0920	686.1		250.00	0115	213.2
	250.00	2860	846.2		250.00	0660	45.6
	250.00	5210	2,904.4		275.00	0010	51.8
	265.00	5210	551.1		285.00	0115	3,638.9
WTD. AVG. BASE	230.68		22,646.9		285.00	6445	60,167.7
MUSCAT ORANGE	209.98	0010	60.4		290.00	7053	501.3
	298.79	0010	66.3		290.00	7330	7,414.9
	600.00	0010	28.0		300.00	0010	98.1
WTD. AVG. BASE	318.63		154.7		300.00	0115	164.9
PALOMINO/ G CHASSELAS	160.00	0010	36.8		325.00	0010	308.0
	185.00	0010	251.7		325.00	0720	786.5
	185.00	0440	1,041.6		325.00	0910	948.5
	185.00	0670	127.2		350.00	0010	835.8
	185.00	1880	546.2		400.00	0010	191.0
	185.00	2380	3,024.5		400.00	7255	147.9
	185.00	2860	342.2		450.00	0580	40.9
	185.00	2870	48.2		1,000.00	0010	1.0
	195.00	0010	46.4	WTD. AVG. BASE	287.86		75,568.7
	205.00	0430	178.3	CABERNET	8.50	<u>b/</u> 1500	9.6
	206.00	0010	280.6	SAUVIGNON	10.00	<u>b/</u> 1500	19.4
	225.00	0580	155.4		443.00	0200	189.1
WTD. AVG. BASE	187.50		6,079.1		450.00	0010	.3
SAUVIGNON BLANC	225.00	0010	103.2		475.00	0010	215.6
	250.00	0200	332.3		500.00	0010	399.0
	350.00	7255	185.1		500.00	3055	167.1
	377.00	0200	273.9		600.00	0010	269.7
WTD. AVG. BASE	306.70		894.5		600.00	6450	583.2
SEMILLON	285.00	0770	101.1		800.00	7255	16.0
WTD. AVG. BASE	285.00		101.1		800.00	7560	658.9
ST. EMILION (UGNI BLANC)	200.00	2860	317.1		1,100.00	0010	1.8
	220.00	0350	1,124.0		1,100.00	0855	277.4
	225.00	0350	718.9	WTD. AVG. BASE	658.06	<u>c/</u>	2,778.1
WTD. AVG. BASE	218.73		2,160.0	CARIGNANE	225.00	0010	30.1
SYMPHONY	237.50	0100	818.4		236.25	0010	42.7
	241.00	0200	490.8		250.00	0010	37.9
	275.00	0200	1,933.9		250.00	7330	3,947.4
	400.00	5210	317.0		250.00	7370	11.1
WTD. AVG. BASE	272.82		3,560.1		275.00	6445	12,369.1

TABLE 8: BASE PRICE PAID TO GROWERS FOR GRAPES CRUSHED AND DELIVERED TO CALIFORNIA PROCESSORS FROM THE 1996 CROP WITH BRIX FACTORS AND PURCHASED TONNAGE, BY TYPE, VARIETY, REPORTING DISTRICT WHERE GROWN, AND WEIGHTED AVERAGE BASE PRICE.

District, Type, and Variety	Base Price Per Ton	Brix Factors	Tons	District, Type, and Variety	Base Price Per Ton	Brix Factors	Tons
	DOLLARS	CODE <u>a/</u>			DOLLARS	CODE <u>a/</u>	
DISTRICT 13 (Cont' d.)				MERLOT	1,000.00	7330	38.4
				(Cont' d.)	1,100.00	0780	41.0
					1,250.00	0010	106.9
CARIGNANE	275.00	7330	3,723.5		1,250.00	1015	562.1
(Cont' d.)	285.00	0010	568.3		1,300.00	0010	551.0
	303.00	6440	1,786.6		1,300.00	7330	13.4
	325.00	0010	255.7		1,400.00	0010	51.8
	350.00	0010	713.3		1,400.00	0910	692.5
	350.00	0910	240.5		1,500.00	0010	638.2
	365.00	0925	571.6	WTD. AVG. BASE	902.73		8,821.2
	400.00	0580	110.2				
	400.00	0770	589.5	MISSION	200.00	0010	3.6
WTD. AVG. BASE	282.04		24,997.5		225.00	0010	197.9
					225.00	6445	1,594.7
CARMINE	350.00	0200	134.6		250.00	0010	95.2
	500.00	0010	17.2	WTD. AVG. BASE	226.21		1,891.4
WTD. AVG. BASE	367.00		151.8	MUSCAT HAMBURG	600.00	0010	2.8
				WTD. AVG. BASE	600.00		2.8
CARNELIAN	280.00	0010	696.8	PETITE SIRAH	300.00	0010	126.7
	280.00	6830	391.9		300.00	0200	307.6
	285.00	0010	3,372.0	WTD. AVG. BASE	300.00		434.3
	350.00	0780	48.7	PINOT NOIR	275.00	0200	35.6
	350.00	7330	855.3	WTD. AVG. BASE	275.00		35.6
WTD. AVG. BASE	294.94		5,364.7	ROYALTY	350.00	0010	845.8
					350.00	0115	552.3
CENTURIAN	240.00	0010	386.1		350.00	3130	363.1
	285.00	0010	1,287.9		350.00	6445	702.5
	300.00	0910	300.0		350.00	7330	1,770.1
	300.00	7255	643.2		400.00	0010	48.1
	350.00	7330	113.4	WTD. AVG. BASE	350.56		4,281.9
WTD. AVG. BASE	286.52		2,730.6	RUBIRED	350.00	0010	6,588.3
GAMAY (NAPA)	275.00	0200	500.4		350.00	0115	163.1
WTD. AVG. BASE	275.00		500.4		350.00	0200	1,127.5
					350.00	0570	94.7
GRENACHE	205.00	0010	20.0		350.00	0760	692.3
	210.00	0010	86.5		350.00	0910	355.7
	215.00	0010	33.9		350.00	2005	275.1
	250.00	0010	47,912.7		350.00	3130	4,449.1
	250.00	0390	1,753.1		350.00	6445	7,711.6
	250.00	0550	311.1		350.00	6830	950.3
	250.00	2070	5,571.0		350.00	7255	1,335.7
	250.00	2185	5,485.2		350.00	7330	20,515.7
	250.00	2583	1,448.4		375.00	0010	274.2
	250.00	2860	730.3		375.00	0650	19.2
	260.00	0010	121.7		375.00	0910	511.8
	300.00	0010	142.0		375.00	7255	133.8
	300.00	2070	289.9		400.00	0010	533.2
WTD. AVG. BASE	250.27		63,905.8		400.00	0780	336.4
					400.00	0925	246.1
MERLOT	225.00	0720	289.2		400.00	7255	853.1
	500.00	0010	175.2		414.00	0010	93.2
	500.00	0125	622.6		425.00	0010	98.1
	500.00	0200	1,074.0		500.00	0010	19.9
	698.57	0125	1,239.9	WTD. AVG. BASE	352.92		47,378.1
	750.00	0010	109.2				
	800.00	0115	42.9	RUBY CABERNET	297.00	0845	1,470.2
	800.00	0200	160.8		300.00	3260	163.7
	898.00	1010	1,898.2		300.00	7330	226.5
	900.00	0010	55.2		340.00	0115	235.4
	900.00	6450	94.2				
	950.00	0010	102.7				
	1,000.00	0010	25.9				
	1,000.00	0125	235.9				

TABLE 8: BASE PRICE PAID TO GROWERS FOR GRAPES CRUSHED AND DELIVERED TO CALIFORNIA PROCESSORS FROM THE 1996 CROP WITH BRIX FACTORS AND PURCHASED TONNAGE, BY TYPE, VARIETY, REPORTING DISTRICT WHERE GROWN, AND WEIGHTED AVERAGE BASE PRICE.

District, Type, and Variety	Base Price Per Ton	Brix Factors	Tons	District, Type, and Variety	Base Price Per Ton	Brix Factors	Tons
	DOLLARS	CODE <u>a/</u>			DOLLARS	CODE <u>a/</u>	
DISTRICT 13 (Cont' d.)				ZINFANDEL (Cont' d.)			
RUBY CABERNET (Cont' d)	350.00	5210	1,771.1		460.00	1785	783.8
	350.00	6445	20,022.2		474.00	0010	1,181.3
	350.00	7325	535.6		475.00	0010	542.4
	350.00	7330	2,990.4		492.41	0355	719.1
	375.00	0010	157.3		500.00	0010	8,552.7
	375.00	7040	31.4		500.00	0045	1,205.7
	400.00	0010	119.5		500.00	0580	197.9
	500.00	0010	47.8		500.00	0780	74.0
	525.00	0010	257.7		500.00	1855	873.2
	525.00	7255	354.3		550.00	0010	74.2
	530.25	0010	12.7		600.00	0010	26.0
	550.00	0570	199.1		800.00	0010	21.3
					850.00	0790	11.6
WTD. AVG. BASE	352.35		28,594.9		900.00	0010	45.2
					1,000.00	0010	11.6
SALVADOR	300.00	0010	187.1		1,200.00	0010	4.2
	300.00	3130	313.0		1,300.00	1080	23.1
WTD. AVG. BASE	300.00		500.1	WTD. AVG. BASE	434.61	<u>c/</u>	51,503.1
SANGIOVETO/ SANGIOVESE	900.00	0010	161.8	OTHER RED	9.75	<u>b/</u> 1500	366.6
WTD. AVG. BASE	900.00		161.8		185.00	0010	492.6
SOUZAO	275.00	7330	36.2		185.00	0460	695.4
	315.00	0010	3.0		185.00	2705	17.5
WTD. AVG. BASE	278.06		39.2		185.00	6815	2,164.2
SYRAH/FRENCH SYRAH-SHIRAZ	200.00	0010	2.7		200.00	6815	2,038.4
WTD. AVG. BASE	200.00		2.7		250.00	0010	7.3
TEMPRANILLO	350.00	0010	12.3	WTD. AVG. BASE	190.73	<u>c/</u>	5,415.4
WTD. AVG. BASE	350.00		12.3	DISTRICT 14			
TINTA CAO	315.00	0010	16.0	RAISIN GRAPES			
WTD. AVG. BASE	315.00		16.0	BLACK CORINTH (ZANTES)	8.50	<u>b/</u> 1515	24.9
TINTA MADEIRA	315.00	0010	90.7	WTD. AVG. BASE	<u>d/</u>		
WTD. AVG. BASE	315.00		90.7	THOMPSON SEEDLESS	8.50	<u>b/</u> 1500	770.2
TOURIGA	315.00	0010	41.0		175.00	2180	751.1
WTD. AVG. BASE	315.00		41.0		180.00	0010	85.2
ZINFANDEL	8.50	<u>b/</u> 1500	21.8		180.00	0085	141.5
	300.00	0010	456.8		180.00	0810	231.5
	300.00	0045	7,258.3		185.00	0010	8,055.1
	315.00	0010	836.5		185.00	0075	3,133.3
	325.00	1985	752.4		185.00	0115	562.3
	400.00	0010	925.5		185.00	0405	2,561.4
	400.00	0040	330.8		185.00	0640	181.0
	400.00	0200	398.0		185.00	0810	713.4
	426.00	1695	399.1		185.00	0815	85.7
	440.00	0010	31.3		185.00	1965	60.5
	440.00	1855	9,988.7		185.00	2255	229.9
	450.00	0010	280.7		185.00	2663	3,022.6
	450.00	0355	4,398.5		185.00	2705	179.0
	450.00	1625	157.1		185.00	2860	2,578.0
	450.00	1785	2,784.4		185.00	2870	3,629.9
	450.00	1855	1,594.2		185.00	3225	2,221.5
	460.00	0295	2,928.1		190.00	0810	649.4
	460.00	1765	3,635.4		190.00	0955	628.8
					195.00	0010	126.4
					200.00	0115	27,201.3
					200.00	0690	149.1
					200.00	0810	2,183.8
					205.00	0115	518.1
				WTD. AVG. BASE	192.54	<u>c/</u>	59,879.8

TABLE 8: BASE PRICE PAID TO GROWERS FOR GRAPES CRUSHED AND DELIVERED TO CALIFORNIA PROCESSORS FROM THE 1996 CROP WITH BRIX FACTORS AND PURCHASED TONNAGE, BY TYPE, VARIETY, REPORTING DISTRICT WHERE GROWN, AND WEIGHTED AVERAGE BASE PRICE.

District, Type, and Variety	Base Price Per Ton	Brix Factors	Tons	District, Type, and Variety	Base Price Per Ton	Brix Factors	Tons
	DOLLARS	CODE <u>a/</u>			DOLLARS	CODE <u>a/</u>	
DISTRICT 14 (Cont' d.)							
TABLE GRAPES							
AUTUMN SEEDLESS	185.00	2705	813.8	QUEEN	8.50 <u>b/</u> 1500		176.7
WTD. AVG. BASE	185.00		813.8		200.00 <u>c/</u> 0810		115.5
BLACK SEEDLESS	8.50 <u>b/</u> 1515		12.4	WTD. AVG. BASE	200.00 <u>c/</u>		115.5
	185.00 <u>b/</u> 0810		32.1	RED GLOBE/ ROSE ITO	8.50 <u>b/</u> 1500		334.0
	190.00 <u>b/</u> 0490		1.7		185.00 <u>b/</u> 0815		45.1
WTD. AVG. BASE	185.25 <u>c/</u>		33.8		200.00 <u>b/</u> 0010		159.5
CALMERIA	8.50 <u>b/</u> 1500		99.6	WTD. AVG. BASE	196.69 <u>c/</u>		204.6
	200.00 <u>b/</u> 0010		22.7	RED SEEDLESS	8.50 <u>b/</u> 1500		174.6
WTD. AVG. BASE	200.00 <u>c/</u>		22.7	WTD. AVG. BASE	<u>d/</u>		
CHRISTMAS ROSE	8.50 <u>b/</u> 1500		63.0	RIBIER	8.50 <u>b/</u> 1500		213.3
	185.00 <u>b/</u> 0815		29.0		175.00 <u>b/</u> 0010		51.8
	200.00 <u>b/</u> 0010		80.1		200.00 <u>b/</u> 0010		85.7
WTD. AVG. BASE	196.01 <u>c/</u>		109.1	WTD. AVG. BASE	190.58 <u>c/</u>		137.5
CRIMSON	200.00	0100	57.0	RUBY SEEDLESS/ KING RUBY	8.50 <u>b/</u> 1515		299.5
WTD. AVG. BASE	200.00		57.0		180.00 <u>b/</u> 2380		1,406.7
EMPERATRIZ	200.00	0810	161.1		185.00 <u>b/</u> 2670		170.7
WTD. AVG. BASE	200.00		161.1		200.00 <u>b/</u> 0810		494.8
EMPEROR	8.50 <u>b/</u> 1500		49.4	WTD. AVG. BASE	185.19 <u>c/</u>		2,072.2
	190.00 <u>b/</u> 0010		116.2	SUPERIOR SEEDLESS	175.00	0440	891.6
	200.00 <u>b/</u> 0010		65.8	WTD. AVG. BASE	175.00		891.6
WTD. AVG. BASE	193.62 <u>c/</u>		182.0	WHITE MALAGA	180.00	2380	1,538.2
EXOTIC	150.00	0070	35.4		190.00 <u>b/</u> 0810		410.7
	180.46	0260	100.7		200.00 <u>b/</u> 2230		841.9
WTD. AVG. BASE	172.54		136.1	WTD. AVG. BASE	187.51		2,790.8
FLAME SEEDLESS	8.50 <u>b/</u> 1500		947.3	OTHER TABLE	185.00	3225	6,885.4
	8.50 <u>b/</u> 1514		44.5	WTD. AVG. BASE	185.00		6,885.4
	8.50 <u>b/</u> 1515		77.8	WINE GRAPES (WHITE)			
	180.00 <u>b/</u> 2860	3,923.0		BURGER	160.00	1570	1,291.2
	185.00 <u>b/</u> 0100	57.7			175.00 <u>b/</u> 0010		3,900.3
	185.00 <u>b/</u> 0115	540.3			178.33 <u>b/</u> 0010		1,627.9
	185.00 <u>b/</u> 0250	138.0			180.00 <u>b/</u> 1580		952.9
	185.00 <u>b/</u> 0810	26.3			200.00 <u>b/</u> 0280		30.6
	185.00 <u>b/</u> 0815	81.4		WTD. AVG. BASE	173.92		7,802.9
	185.00 <u>b/</u> 2663	65.9		CHARDONNAY	540.73	0200	279.1
	185.00 <u>b/</u> 2705	109.5			600.00 <u>b/</u> 6465		722.4
	185.00 <u>b/</u> 3225	191.5			650.00 <u>b/</u> 0010		758.2
	190.00 <u>b/</u> 0810	280.2			700.00 <u>b/</u> 0010		45.4
	200.00 <u>b/</u> 0115	64.9			900.00 <u>b/</u> 0650		3.5
	200.00 <u>b/</u> 0810	649.5			900.00 <u>b/</u> 6360		34.9
	200.00 <u>b/</u> 0815	368.1			1,150.00 <u>b/</u> 0910		32.9
WTD. AVG. BASE	184.70 <u>c/</u>	6,496.3			1,200.00 <u>b/</u> 0010		351.7
ITALIA	8.50 <u>b/</u> 1500		12.0	WTD. AVG. BASE	719.63		2,228.1
WTD. AVG. BASE	<u>d/</u>			CHENIN BLANC	160.00	0100	402.8
PERLETTE	185.00	0815	27.2		180.00 <u>b/</u> 2380		1,533.6
	190.00	0810	22.3		200.00 <u>b/</u> 1915		300.1
	200.00	0010	8.3		220.00 <u>b/</u> 0010		4,203.4
WTD. AVG. BASE	189.08		57.8		220.00 <u>b/</u> 2380		1,398.5
					225.00 <u>b/</u> 0010		7,816.9
					225.00 <u>b/</u> 0385		627.6
					225.00 <u>b/</u> 1881		396.2

TABLE 8: BASE PRICE PAID TO GROWERS FOR GRAPES CRUSHED AND DELIVERED TO CALIFORNIA PROCESSORS FROM THE 1996 CROP WITH BRIX FACTORS AND PURCHASED TONNAGE, BY TYPE, VARIETY, REPORTING DISTRICT WHERE GROWN, AND WEIGHTED AVERAGE BASE PRICE.

District, Type, and Variety	Base Price Per Ton	Brix Factors	Tons	District, Type, and Variety	Base Price Per Ton	Brix Factors	Tons
	DOLLARS	CODE <u>a/</u>			DOLLARS	CODE <u>a/</u>	
DISTRICT 14 (Cont' d.)				ALEXANDRIA (Cont' d.)	250.00	0010	2,043.1
CHENIN BLANC (Cont' d.)	225.00	2090	1,832.7		250.00	0780	19.2
	230.00	0060	1,081.1		250.00	5210	997.2
	250.00	0010	609.6		310.00	0580	27.0
	250.00	0440	1,749.2		375.00	0900	22.1
	250.00	0580	91.8	WTD. AVG. BASE	223.41		18,466.5
	275.00	0010	594.6	SAUVIGNON BLANC	309.28	0200	579.6
	275.00	0070	2,028.2	WTD. AVG. BASE	309.28		579.6
	275.00	0430	514.1	SEMILLON	180.00	2860	1,197.7
WTD. AVG. BASE	228.69		25,180.4	WTD. AVG. BASE	180.00		1,197.7
EMERALD RIESLING	190.00	0810	20.1	OTHER WHITE	200.00	0010	146.0
	200.00	0010	895.4	WTD. AVG. BASE	200.00		146.0
	200.00	2860	2,454.8				
	250.00	0010	674.3				
	250.00	0580	97.5				
WTD. AVG. BASE	209.27		4,142.1				
FRENCH COLOMBARD	8.50 <u>b/</u>	1515	37.4	WINE GRAPES (RED)			
	180.00	0010	15,745.6	ALICANTE	250.00	0010	138.9
	180.00	1915	397.9	BOUSCHET	275.00	2285	77.0
	180.00	2680	327.8		300.00	0010	789.7
	200.00	0010	37,828.5	WTD. AVG. BASE	291.18		1,005.6
	200.00	0435	2,248.7	BARBERA	240.00	0105	249.1
	200.00	0590	997.3		248.94	0010	1,176.4
	200.00	0650	3,225.6		250.00	0010	295.6
	200.00	0690	348.7		250.00	6445	109.4
	200.00	0810	164.7		275.00	0115	274.4
	200.00	2205	7,544.0		275.00	0910	484.0
	200.00	2380	448.1		285.00	6445	697.5
	200.00	2860	9,129.8		290.00	2860	191.7
	210.00	0770	97.5		290.00	5210	377.9
	215.00	0560	176.7		300.00	0115	1,823.3
	215.00	0645	301.8		350.00	0115	620.7
	225.00	0010	49.6		400.00	0115	110.1
	225.00	0750	98.8	WTD. AVG. BASE	286.22		6,410.1
	225.00	2755	229.3	BLACK MALVOISIE	275.00	0650	320.7
	230.00	0115	788.6	WTD. AVG. BASE	275.00		320.7
WTD. AVG. BASE	196.40 <u>c/</u>		80,149.0	CABERNET SAUVIGNON	400.00	0010	306.9
GREEN HUNGARIAN	210.00	0010	160.4		400.00	0125	207.0
WTD. AVG. BASE	210.00		160.4		433.63	0200	310.5
MALVASIA BIANCA	180.00	2860	690.4		600.00	0010	1,755.4
	264.09	0200	222.3		600.00	6450	1,622.0
WTD. AVG. BASE	200.48		912.7		750.00	0115	561.1
MUSCAT BLANC/ M CANELLI	250.00	0640	56.2		750.00	0780	73.8
	600.00	0760	29.1		800.00	0010	83.9
WTD. AVG. BASE	369.40		85.3		850.00	0845	349.3
MUSCAT OF ALEXANDRIA	160.00	0010	134.0		900.00	0010	42.0
	200.00	0010	1,634.1		900.00	5210	86.6
	200.00	0845	295.2		900.00	5300	1,465.8
	200.00	5200	29.8		900.00	7330	424.1
	200.00	5210	2,437.7		1,000.00	0010	187.2
	220.00	0100	1,153.7	WTD. AVG. BASE	697.03		7,475.6
	225.00	0010	3,045.5	CARIGNANE	200.00	0650	163.5
	225.00	0760	1,115.9		250.00	0760	1,742.2
	225.00	1965	3,047.6		250.00	7330	1,493.7
	225.00	6435	830.4	WTD. AVG. BASE	247.60		3,399.4
	230.00	0115	695.0				
MUSCAT OF	235.00	5210	939.0				

TABLE 8: BASE PRICE PAID TO GROWERS FOR GRAPES CRUSHED AND DELIVERED TO CALIFORNIA PROCESSORS FROM THE 1996 CROP WITH BRIX FACTORS AND PURCHASED TONNAGE, BY TYPE, VARIETY, REPORTING DISTRICT WHERE GROWN, AND WEIGHTED AVERAGE BASE PRICE.

District, Type, and Variety	Base Price Per Ton	Brix Factors	Tons	District, Type, and Variety	Base Price Per Ton	Brix Factors	Tons
	DOLLARS	CODE <u>a/</u>			DOLLARS	CODE <u>a/</u>	
DISTRICT 14 (Cont' d.)				RUBY CABERNET	250.00	0125	1,041.0
					300.00	0910	518.5
					317.64	7330	995.1
CARNELIAN	233.33	7330	1,669.6		318.00	6425	232.4
	350.00	0780	47.2		325.00	6445	407.8
	350.00	0910	1,748.1		350.00	0010	93.8
					350.00	0115	394.3
WTD. AVG. BASE	293.78		3,464.9		350.00	7330	644.1
					375.00	0115	1,190.6
GAMAY (NAPA)	325.00	0010	733.8		400.00	0125	1,148.8
					425.00	0010	21.9
WTD. AVG. BASE	325.00		733.8		500.00	0010	202.0
					500.00	0910	1,171.0
GRENACHE	180.00	0810	13.5		525.00	0855	843.8
	180.00	2070	3,263.6		525.00	5305	1,705.0
	245.00	0010	750.8		550.00	0580	48.0
	250.00	0010	9,583.2	WTD. AVG. BASE	403.53		10,658.1
	250.00	0390	177.8				
	250.00	0580	53.6	SALVADOR	275.00	7330	165.7
	250.00	2380	753.1		300.00	0010	1,809.5
	250.00	3260	343.7		300.00	3130	1,275.5
WTD. AVG. BASE	234.39		14,939.3		325.00	5210	1,852.9
				WTD. AVG. BASE	308.26		5,103.6
MERLOT	600.00	0910	355.8	SYRAH/FRENCH	600.00	0125	248.1
	650.00	7255	251.4	SYRAH-SHIRAZ			
	698.57	0125	60.6	WTD. AVG. BASE	600.00		248.1
	700.00	0010	145.1				
	1,000.00	0125	524.7	TEMPRANILLO	420.00	0010	12.7
	1,000.00	7330	21.9				
	1,200.00	7230	20.2	WTD. AVG. BASE	420.00		12.7
	1,300.00	0010	1,018.7				
	1,300.00	7255	231.4	VALDEPENAS	325.00	7330	234.7
	1,400.00	0915	526.0		350.00	0010	67.3
WTD. AVG. BASE	1,094.23		3,155.8	WTD. AVG. BASE	330.57		302.0
PETITE SIRAH	300.00	6427	293.6	ZINFANDEL	300.00	0010	299.1
					300.00	0045	7,352.4
WTD. AVG. BASE	300.00		293.6		400.00	0010	121.9
					400.00	1765	859.9
ROYALTY	250.00	0125	656.1		421.53	1695	1,311.1
	350.00	0650	655.5		425.00	0010	1,148.9
	350.00	6445	247.0		426.00	1695	808.5
	350.00	7330	520.9		440.00	1855	492.2
WTD. AVG. BASE	318.45		2,079.5		450.00	0010	360.5
					450.00	0355	2,638.9
RUBIRED	250.00	0010	72.4		450.00	1692	753.4
	325.00	7330	216.1		475.00	0010	957.5
	335.00	0010	3,297.9		475.00	0300	394.7
	344.46	0010	426.3		475.00	1665	1,456.9
	350.00	0010	271.3		500.00	0010	998.6
	350.00	0115	3,641.6		500.00	0045	1,969.8
	350.00	0125	438.2		500.00	0355	91.1
	350.00	0760	1,743.8		500.00	0420	204.8
	350.00	0910	724.4		500.00	1855	533.6
	350.00	3130	1,726.9		600.00	7975	627.1
	350.00	6437	630.9		850.00	0670	1.4
	350.00	6445	6,257.8		900.00	0670	12.3
	350.00	6830	546.3		1,000.00	0670	36.2
	350.00	7330	6,110.9		1,200.00	0670	12.4
	360.18	0925	358.6	WTD. AVG. BASE	411.71		23,443.2
	375.00	0580	69.5				
	400.00	0010	432.4	OTHER RED	8.50 <u>b/</u>	1500	76.8
	400.00	0780	311.0		175.00	0010	120.9
	400.00	0855	1,085.8		185.00	0010	289.0
	400.00	7255	622.5		185.00	6814	1,080.4
	414.00	0010	34.5		200.00	6814	369.5
WTD. AVG. BASE	352.26		29,019.1				

TABLE 8: BASE PRICE PAID TO GROWERS FOR GRAPES CRUSHED AND DELIVERED TO CALIFORNIA PROCESSORS FROM THE 1996 CROP WITH BRIX FACTORS AND PURCHASED TONNAGE, BY TYPE, VARIETY, REPORTING DISTRICT WHERE GROWN, AND WEIGHTED AVERAGE BASE PRICE.

District, Type, and Variety	Base Price Per Ton	Brix Factors	Tons	District, Type, and Variety	Base Price Per Ton	Brix Factors	Tons
DOLLARS CODE <u>a/</u>				DOLLARS CODE <u>a/</u>			
DISTRICT 14 (Cont' d.)				CARIGNANE	425.00	0010	38.5
OTHER RED (Cont' d.)	200.00	6815	964.4		500.00	0010	49.3
	250.00	0010	45.2		550.00	0010	6.2
	250.00	0125	4.0		550.00	0910	8.8
WTD. AVG. BASE	192.66	<u>c/</u>	2,873.4	WTD. AVG. BASE	479.21		102.8
DISTRICT 15				CINSAULT	700.00	0010	6.2
TABLE GRAPES					1,000.00	0910	1.5
EXOTIC	9.00	<u>b/</u> 1520	36.6		1,000.00	1095	.8
WTD. AVG. BASE		<u>d/</u>		WTD. AVG. BASE	781.18		8.5
FLAME SEEDLESS	9.00	<u>b/</u> 1520	2,079.3	GRENACHE	100.00	0010	2.6
WTD. AVG. BASE		<u>d/</u>			300.00	7255	13.4
WINE GRAPES (WHITE)					425.00	0010	250.0
BURGER	200.00	0010	61.5		500.00	0010	48.6
	480.00	0910	13.2		500.00	0915	6.9
WTD. AVG. BASE	249.48		74.7		550.00	0010	51.0
CHARDONNAY	2,000.00	1175	7.9		550.00	0910	34.6
WTD. AVG. BASE	2,000.00		7.9		550.00	0930	6.7
CHENIN BLANC	175.00	0010	9.0	WTD. AVG. BASE	456.85		413.8
WTD. AVG. BASE	175.00		9.0	MATARO/MOUVEDRE	550.00	0010	8.0
MUSCAT BLANC/ M CANELLI	500.00	0910	7.2		550.00	0910	27.9
	750.00	0115	8.7		550.00	1085	8.4
WTD. AVG. BASE	636.79		15.9	WTD. AVG. BASE	550.00		44.3
PALOMINO/ G CHASSELAS	150.00	0010	102.1	MISSION	100.00	0010	1.7
	275.00	0010	5.9		175.00	0010	84.9
WTD. AVG. BASE	156.83		108.0		300.00	7255	362.3
PEDRO XIMENES	150.00	0010	39.0	WTD. AVG. BASE	275.60		448.9
WTD. AVG. BASE	150.00		39.0	ZINFANDEL	725.00	0010	901.0
OTHER WHITE	300.00	7255	7.3		900.00	0010	1.9
WTD. AVG. BASE	300.00		7.3		1,000.00	0010	129.2
WINE GRAPES (RED)					1,000.00	0910	29.7
ALEATICO	725.00	0010	8.0		1,000.00	1095	8.1
WTD. AVG. BASE	725.00		8.0		1,000.00	1233	7.4
ALICANTE	400.00	0010	24.3		1,050.00	0010	22.3
BOUSCHET	550.00	0910	3.8		1,100.00	0910	10.4
WTD. AVG. BASE	420.28		28.1	WTD. AVG. BASE	778.55		1,110.0
CABERNET SAUVIGNON	2,000.00	1175	34.6	OTHER RED	275.00	0010	47.0
WTD. AVG. BASE	2,000.00		34.6	WTD. AVG. BASE	275.00		47.0
				DISTRICT 16			
				RAISIN GRAPES			
				THOMPSON SEEDLESS	9.00	<u>b/</u> 1520	458.3
					200.00	0010	92.1
				WTD. AVG. BASE	200.00	<u>c/</u>	92.1
				TABLE GRAPES			
				EXOTIC	9.00	<u>b/</u> 1520	77.7
				WTD. AVG. BASE		<u>d/</u>	
				FANTASY	9.00	<u>b/</u> 1520	12.5
				WTD. AVG. BASE		<u>d/</u>	

TABLE 8: BASE PRICE PAID TO GROWERS FOR GRAPES CRUSHED AND DELIVERED TO CALIFORNIA PROCESSORS FROM THE 1996 CROP WITH BRIX FACTORS AND PURCHASED TONNAGE, BY TYPE, VARIETY, REPORTING DISTRICT WHERE GROWN, AND WEIGHTED AVERAGE BASE PRICE.

District, Type, and Variety	Base Price Per Ton	Brix Factors	Tons	District, Type, and Variety	Base Price Per Ton	Brix Factors	Tons
	DOLLARS	CODE <u>a/</u>			DOLLARS	CODE <u>a/</u>	
DISTRICT 16 (Cont' d.)				OTHER RED			
GRENACHE	425.00	0010	27.4		400.00	0010	8.0
	550.00	0010	48.8		850.00	0910	4.1
	550.00	0930	16.2				
	600.00	0010	49.4	WTD. AVG. BASE	552.48		12.1
WTD. AVG. BASE	543.27		141.8	DISTRICT 17			
MATARO/MOUVEDRE	425.00	0010	172.7	TABLE GRAPES			
	550.00	0930	17.5	FLAME TOKAY	185.00	1855	65.7
	700.00	0010	25.0	WTD. AVG. BASE	185.00		65.7
	850.00	0910	2.5	WINE GRAPES (WHITE)			
WTD. AVG. BASE	471.51		217.7	CHARDONNAY	500.00	0010	823.4
MERLOT	1,000.00	0010	107.9		600.00	0010	275.7
	1,050.00	1080	17.6		600.00	5110	153.5
	1,100.00	0010	2.1		629.36	0010	387.4
	1,124.00	0770	11.5		633.52	0010	78.6
	1,200.00	1085	8.3		650.00	7555	80.4
	1,240.85	0910	4.1		664.06	0845	46.3
	1,250.00	0770	26.9		665.00	0910	2,094.5
	1,500.00	0910	88.0		683.52	0010	160.6
	1,750.00	7745	21.4		750.00	0200	2,545.7
WTD. AVG. BASE	1,249.96		287.8		750.00	0920	27.0
MISSION	175.00	0010	21.3		800.00	0010	19.7
WTD. AVG. BASE	175.00		21.3		800.00	6295	182.3
NEBBIOLO	1,000.00	0910	21.2		900.00	0010	569.8
	1,041.11	0910	7.3		900.00	0920	48.6
WTD. AVG. BASE	1,010.53		28.5		900.00	7578	3,332.5
PETITE SIRAH	850.00	0770	2.3		1,000.00	0010	431.1
WTD. AVG. BASE	850.00		2.3		1,000.00	6260	336.0
SALVADOR	425.00	0010	5.2		1,000.00	7745	24.0
WTD. AVG. BASE	425.00		5.2		1,100.00	7745	22.5
SANGIOVETO/ SANGIOVESE	1,000.00	0010	23.7		1,200.00	0010	179.2
	1,200.00	0910	1.2	WTD. AVG. BASE	780.64		11,818.8
	1,225.00	0200	25.2	CHENIN BLANC	265.00	0640	157.8
	1,400.00	0010	3.0		357.90	0010	101.9
	1,400.00	0920	2.0		375.00	0720	195.6
WTD. AVG. BASE	1,143.56		55.1		400.00	0430	179.0
SYRAH/FRENCH SYRAH-SHIRAZ	1,111.31	0910	36.2		400.00	0640	270.7
	1,111.31	1085	4.2		400.00	3050	208.5
WTD. AVG. BASE	1,111.31		40.4		425.00	0200	119.1
ZINFANDEL	474.11	0200	71.7		450.00	0010	807.9
	515.68	0200	218.9		450.00	0510	87.3
	800.00	0200	24.1		450.00	0640	90.1
	850.00	0010	21.2		450.00	2620	2,104.6
	950.00	0780	23.6		625.00	0010	48.3
	1,000.00	0010	211.1	WTD. AVG. BASE	431.54		4,370.8
	1,000.00	0930	12.8	FRENCH COLOMBARD	230.00	0010	381.6
	1,000.00	7745	27.5		280.00	2660	56.5
WTD. AVG. BASE	749.71		610.9	WTD. AVG. BASE	236.45		438.1
				SAUVIGNON BLANC	416.90	0010	193.8
					500.00	0010	234.4
					600.00	7095	412.1
					820.00	0010	46.6
				WTD. AVG. BASE	545.12		886.9
				SEMILLON	570.00	0010	74.3
				WTD. AVG. BASE	570.00		74.3

TABLE 8: BASE PRICE PAID TO GROWERS FOR GRAPES CRUSHED AND DELIVERED TO CALIFORNIA PROCESSORS FROM THE 1996 CROP WITH BRIX FACTORS AND PURCHASED TONNAGE, BY TYPE, VARIETY, REPORTING DISTRICT WHERE GROWN, AND WEIGHTED AVERAGE BASE PRICE.

District, Type, and Variety	Base Price Per Ton	Brix Factors	Tons	District, Type, and Variety	Base Price Per Ton	Brix Factors	Tons
	DOLLARS	CODE ^{a/}			DOLLARS	CODE ^{a/}	
DISTRICT 17 (Cont' d.)							
SYMPHONY	300.00	0200	575.9	PETITE SIRAH	570.00	1095	2.0
	350.00	0010	22.5		570.00	7460	92.8
					600.00	0010	1.0
WTD. AVG. BASE	301.88		598.4		750.00	0010	84.7
				WTD. AVG. BASE	654.63		180.5
WINE GRAPES (RED)				RUBIRED	400.00	0780	84.2
CABERNET	550.00	8300	147.5	WTD. AVG. BASE	400.00		84.2
SAUVIGNON	600.00	0010	211.0	ZINFANDEL	300.00	0430	96.6
	620.00	0910	500.1		325.00	0430	638.3
	750.00	7650	191.6		450.00	0200	211.0
	800.00	0920	318.3		500.00	0010	397.9
	1,000.00	7330	136.1		600.00	0640	143.4
	1,200.00	0010	39.3		750.00	7090	7.1
WTD. AVG. BASE	712.08		1,543.9	WTD. AVG. BASE	416.04		1,494.3
GAMAY (NAPA)	350.00	0200	126.0	<hr/>			
WTD. AVG. BASE	350.00		126.0	^{a/}	See code descriptions on next page.		
MERLOT	500.00	0010	88.9	^{b/}	Price basis per degree Brix.		
	600.00	7255	187.1	^{c/}	Price per degree Brix not included in weighted average base price or totals.		
	715.31	0010	166.4	^{d/}	All prices based on per degree Brix.		
	750.00	0910	422.4				
	750.00	0920	134.9				
	850.00	0920	78.3				
	1,000.00	0010	24.0				
	1,000.00	0200	869.1				
	1,000.00	7650	588.8				
	1,000.00	7755	364.2				
	1,100.00	0010	6.0				
	1,200.00	0010	60.2				
	1,200.00	7243	19.8				
	1,500.00	7745	15.5				
WTD. AVG. BASE	903.03		3,025.6				

TABLE 8 - SUPPLEMENT: BRIX ADJUSTMENT FACTORS

The following Brix adjustment factors are on a per degree Brix basis and are normally calculated to a tenth of a degree, and are cumulative unless otherwise indicated. Most processors, however, indicate maximum and/or minimum Brix acceptance limits. Grapes testing above or below these limits may be subject to price renegotiation, acceptance for use other than for table wine, or rejection by the processors. Discounts for high sugar apply to both base price and bonus unless otherwise stated. There are factors other than Brix, such as material other than grapes (MOG), defects, weight loss in late harvest grapes, and sugar/acid ratios that affect grape prices. These were not considered in this presentation, unless otherwise stated, but were considered in arriving at weighted average prices.

Code	Description	Code	Description
PREMIUM OR PENALTY			
0010	No max. or min.	0745	Acceptable limits 20.5-25E
0040	Min. acceptance 15E	0750	Acceptable limits 21-22E
0045	Min. acceptance 15.5E	0755	Acceptable limits 21-22.5E
0050	Min. acceptance 16E	0760	Acceptable limits 21-23E
0055	Min. acceptance 16.5E	0765	Acceptable limits 21-23.5E
0060	Min. acceptance 17E	0770	Acceptable limits 21-24E
0070	Min. acceptance 18E	0775	Acceptable limits 21-24.5E
0075	Min. acceptance 18.5E	0780	Acceptable limits 21-25E
0085	Min. acceptance 19E	0790	Acceptable limits 21-26E
0100	Min. acceptance 20E	0800	Acceptable limits 21-27E
0105	Min. acceptance 20.5E	0803	Acceptable limits 21-28E
0115	Min. acceptance 21E	0805	Acceptable limits 21-29E
0120	Min. acceptance 21.5E	0810	Acceptable limits 21-30E
0125	Min. acceptance 22E	0815	Acceptable limits 21-40E
0130	Min. acceptance 22.5E	0835	Acceptable limits 21.5-22.5E
0140	Min. acceptance 23E	0840	Acceptable limits 21.5-23E
0145	Min. acceptance 23.5E	0845	Acceptable limits 21.5-23.5E
0150	Min. acceptance 24E	0855	Acceptable limits 21.5-24E
0200	Max. acceptance 30E	0860	Acceptable limits 21.5-24.5E
0250	Acceptable limits 8-30E	0870	Acceptable limits 21.5-25E
0260	Acceptable limits 8-40E	0875	Acceptable limits 21.5-26E
0280	Acceptable limits 14-17E	0880	Acceptable limits 21.7-24E
0295	Acceptable limits 15-18E	0890	Acceptable limits 22-23E
0300	Acceptable limits 15-19E	0900	Acceptable limits 22-23.5E
0310	Acceptable limits 15.5-20E	0905	Acceptable limits 22-23.8E
0318	Acceptable limits 16-20E	0910	Acceptable limits 22-24E
0320	Acceptable limits 16-21E	0915	Acceptable limits 22-24.5E
0333	Acceptable limits 16.5-20E	0920	Acceptable limits 22-25E
0350	Acceptable limits 17-19.5E	0925	Acceptable limits 22-25.5E
0355	Acceptable limits 17-20E	0930	Acceptable limits 22-26E
0360	Acceptable limits 17-20.5E	0940	Acceptable limits 22-27E
0385	Acceptable limits 17.5-19.5E	0945	Acceptable limits 22-28E
0390	Acceptable limits 17.5-20E	0955	Acceptable limits 22-30E
0395	Acceptable limits 17.5-20.5E	0985	Acceptable limits 22.4-25E
0400	Acceptable limits 17.5-21E	0990	Acceptable limits 22.5-23.5E
0405	Acceptable limits 17.5-21.5E	0995	Acceptable limits 22.5-23.8E
0410	Acceptable limits 17.5-22E	1000	Acceptable limits 22.5-24E
0420	Acceptable limits 18-19E	1010	Acceptable limits 22.5-24.5E
0430	Acceptable limits 18-20E	1013	Acceptable limits 22.5-24.8E
0435	Acceptable limits 18-20.5E	1015	Acceptable limits 22.5-25E
0440	Acceptable limits 18-21E	1020	Acceptable limits 22.5-25.5E
0450	Acceptable limits 18-22E	1025	Acceptable limits 22.5-26E
0460	Acceptable limits 18-23E	1048	Acceptable limits 22.6-24E
0470	Acceptable limits 18-24E	1058	Acceptable limits 22.8-23.8E
0480	Acceptable limits 18-25E	1060	Acceptable limits 22.8-24E
0490	Acceptable limits 18-30E	1067	Acceptable limits 22.8-24.5E
0495	Acceptable limits 18.5-19.5E	1070	Acceptable limits 23-23.8E
0510	Acceptable limits 18.5-20.5E	1075	Acceptable limits 23-24E
0520	Acceptable limits 18.5-23E	1076	Acceptable limits 23-24.2E
0540	Acceptable limits 19-21E	1077	Acceptable limits 23-24.4E
0550	Acceptable limits 19-22E	1080	Acceptable limits 23-24.5E
0560	Acceptable limits 19-23E	1085	Acceptable limits 23-25E
0570	Acceptable limits 19-24E	1090	Acceptable limits 23-25.5E
0580	Acceptable limits 19-25E	1095	Acceptable limits 23-26E
0585	Acceptable limits 19-27E	1100	Acceptable limits 23-27E
0590	Acceptable limits 19-30E	1105	Acceptable limits 23-28E
0595	Acceptable limits 19-35E	1110	Acceptable limits 23-30E
0610	Acceptable limits 19.5-21.5E	1120	Acceptable limits 23-35E
0612	Acceptable limits 19.5-22.5E	1125	Acceptable limits 23.5-24E
0615	Acceptable limits 19.5-23.5E	1135	Acceptable limits 23.5-24.5E
0630	Acceptable limits 20-21E	1138	Acceptable limits 23.5-24.8E
0635	Acceptable limits 20-21.5E	1140	Acceptable limits 23.5-25E
0640	Acceptable limits 20-22E	1145	Acceptable limits 23.5-25.5E
0645	Acceptable limits 20-22.5E	1150	Acceptable limits 23.5-26E
0650	Acceptable limits 20-23E	1160	Acceptable limits 23.5-27E
0655	Acceptable limits 20-23.5E	1175	Acceptable limits 24-25E
0660	Acceptable limits 20-24E	1177	Acceptable limits 24-25.5E
0670	Acceptable limits 20-25E	1180	Acceptable limits 24-26E
0675	Acceptable limits 20-25.5E	PREMIUM OR PENALTY (Cont'd.)	
0690	Acceptable limits 20-30E	1185	Acceptable limits 24-27E
0700	Acceptable limits 20-40E	1190	Acceptable limits 24-28E
0715	Acceptable limits 20.5-22E	1193	Acceptable limits 24-30E
0720	Acceptable limits 20.5-22.5E	1210	Acceptable limits 24.5-30E
0725	Acceptable limits 20.5-23E	1215	Acceptable limits 25-26E
0730	Acceptable limits 20.5-23.5E	1220	Acceptable limits 25-30E
0735	Acceptable limits 20.5-24E	1230	Acceptable limits 25-40E
0740	Acceptable limits 20.5-24.5E	1233	Acceptable limits 26-28E
		1235	Acceptable limits 26-30E

TABLE 8 - SUPPLEMENT: BRIX ADJUSTMENT FACTORS

The following Brix adjustment factors are on a per degree Brix basis and are normally calculated to a tenth of a degree, and are cumulative unless otherwise indicated. Most processors, however, indicate maximum and/or minimum Brix acceptance limits. Grapes testing above or below these limits may be subject to price renegotiation, acceptance for use other than for table wine, or rejection by the processors. Discounts for high sugar apply to both base price and bonus unless otherwise stated. There are factors other than Brix, such as material other than grapes (MOG), defects, weight loss in late harvest grapes, and sugar/acid ratios that affect grape prices. These were not considered in this presentation, unless otherwise stated, but were considered in arriving at weighted average prices.

Code	Description
1265	Acceptable limits 28-30E
1315	Acceptable limits 31-38E
1320	Acceptable limits 32-40E
SPECIAL CLASS	
1500	Per degree Brix
1514	Per degree Brix, max. 22E
1515	Per degree Brix, max. 23E
1520	Per degree Brix, max. 25E
14-17E BRIX	
1570	No premium; - 10% above or below
14-19E BRIX	
1580	No premium; - 10% below
15E BRIX	
1600	No premium; - 15% min. 14E
15-19E BRIX	
1615	No premium; - 10% to 14E, - 15% below 14E
15-25E BRIX	
1620	No premium; - 10% below
15.5E BRIX	
1625	No premium; - 10%, min. 14E
16E BRIX	
1665	No premium; - 10%
16-19E BRIX	
1683	No premium; - 10% above or below
1685	No premium; - 10% to 15E, - 15% below 15E
16-20E BRIX	
1692	No premium; - 10% below; min. acceptance 14E
1695	No premium; - 10% above or below, acceptable limits 15-21E
16-30E BRIX	
1700	No premium; - 10% below
16.3-20.7E BRIX	
1710	No premium; - 10% above or below
16.5-20.9E BRIX	
1730	No premium; - 10% above or below
16.9-18.8E BRIX	
1740	No premium; - 10% above or below
17-18E BRIX	
1765	No premium; - 10%, min. acceptance 15E
17-19E BRIX	
1785	No premium; - 10% below, min. acceptance 15E
1790	No premium; - 10% above or below
17-20E BRIX	
1823	No premium; - 10% to 16E, - 15% below 16E
19.5-20.5E BRIX	
2455	No premium; - 10% above or below, min. acceptance 18.5E
19.5-21.5E BRIX	
2465	No premium; - 10% below, min. acceptance 18.5E
2490	No premium; - 15% above, acceptable limits 19.5-22.5E

Code	Description
17-25E BRIX	
1855	No premium; - 10% below
17-30E BRIX	
1860	No premium; - 10% below
18E BRIX	
1880	No premium; - 5%, min. 16E
1881	No premium; - 5%, min. 17E
18-20E BRIX	
1915	No premium; - 10% above or below
1917	No premium; - 15% below
1918	No premium; - 15% below, min. 21E
1920	No premium; - 15% above, acceptable limits 18-21E
18-21E BRIX	
1945	No premium; - 10% above or below
1959	No premium; - 20% to 17.5E, - 60% below 17.5E; - 20% above 21E
1965	+ 10% above
18-22E BRIX	
1985	No premium; - 10% above or below, acceptable limits 17-23E
2000	No premium; - 20% to 17.5E, - 60% below 17.5E; - 40% above 22E
2005	+ 10% above
18-25E BRIX	
2070	No premium; - 10% below
18.5-19.5E BRIX	
2090	No premium; - 10% below, min. acceptance 17.5E
18.5-20.5E BRIX	
2100	No premium; - 10% min. 17.4E
19E BRIX	
2140	No premium; - 10% below
2150	No premium; - 10% min. 18E
19-20E BRIX	
2175	No premium; - 10% below, min. acceptance 17E
2180	No premium; - 10% below, min. acceptance 17.5E
2185	No premium; - 10% above or below, min. acceptance 17.5E
19-20.5E BRIX	
2205	No premium; - 10% below, min. acceptance 18E
19-21E BRIX	
2215	No premium; - 10% below
2225	No premium; - 10% below, min. acceptance 17.5E
2230	No premium; - 10% below, min. acceptance 18E
2235	No premium; - 10% above or below
2248	+ 10% above, max. 23.5E
19-21.5E BRIX	
2255	No premium; - 10% below, min. acceptance 17.5E
2257	No premium; - 10% to 18E, - 15% below 18E
19-22E BRIX	
2285	No premium; - 10% above or below, acceptable limits 18-23E
19-24.5E BRIX	
2370	No premium; - 10% above or below, acceptable limits 20-25.5E
19-25E BRIX	
2380	No premium; - 10% below
20E BRIX	
2575	No premium; - 5%, min. 18E
2580	No premium; - 5%, min. 19E
2583	No premium; - 10%
2585	No premium; - 10% min. 19E
2605	No premium; - 15% min. 19E
2620	+ 10% max. 21E, - 15% min. 19E

TABLE 8 - SUPPLEMENT: BRIX ADJUSTMENT FACTORS

The following Brix adjustment factors are on a per degree Brix basis and are normally calculated to a tenth of a degree, and are cumulative unless otherwise indicated. Most processors, however, indicate maximum and/or minimum Brix acceptance limits. Grapes testing above or below these limits may be subject to price renegotiation, acceptance for use other than for table wine, or rejection by the processors. Discounts for high sugar apply to both base price and bonus unless otherwise stated. There are factors other than Brix, such as material other than grapes (MOG), defects, weight loss in late harvest grapes, and sugar/acid ratios that affect grape prices. These were not considered in this presentation, unless otherwise stated, but were considered in arriving at weighted average prices.

Code	Description
20-21E BRIX	
2658	+ 15% above, max. 23.5E
2660	+ 15% above, max. 24E
2663	+ \$1.00 per tenth degree max. 23E, max. acceptance 25E, - \$1.00 per tenth degree below 20E
2665	+ \$2.50 per tenth degree max. 22E, max. acceptance 24E
20-21.5 BRIX	
2670	+ \$1.00 per tenth degree max. 23E, - \$1.00 per tenth degree below 20E
20-22E BRIX	
2680	No premium; - 10% above or below
2685	No premium; - 10% above or below, acceptable limits 18.5-23.5E
2688	No premium; - 10% above or below, acceptable limits 19-23E
2690	No premium; - 10% above or below, acceptable limits 19-24E
2705	+ \$10.00 per degree above 21E, -5% below
20-23E BRIX	
2753	No premium; - 10% to 19E, - 15% below 19E
2755	No premium; - 10% above or below, acceptable limits 19-24E
2765	No premium; - 15% below, acceptable limits 19-23E
2775	No premium; - 20% above or below, acceptable limits 19-24E
20-23.5E BRIX	
2790	No premium; - 10% min. 18.9E
20-24E BRIX	
2805	No premium; - 10% above or below
2810	No premium; - 15% below
20-24.5E BRIX	
2840	No premium; - 10% above or below, acceptable limits 19-25.5E
20-25E BRIX	
2860	No premium; - 10% below
2870	No premium; - \$1.00 per tenth degree below
20.5-21.5E BRIX	
2940	No premium; - 10% below, min. acceptance 19.5E
2945	No premium; - 10% above or below, min. 19.5E
20.5-22.5E BRIX	
2960	No premium; - 10% above or below
2965	No premium; - 10% above or below, acceptable limits 19.5-23.5E
2990	No premium; - 20% max. 30E; - 20% to 19E, - 50% min.18E

Code	Description
20.5-23E BRIX	
3023	No premium; - 10% above or below
20.5-23.5E BRIX	
3040	No premium; - 10% above or below
3050	No premium; - 15% above or below, acceptable limits 19.5-24.5E
3055	No premium; - 20% above or below, acceptable limits 19.5-24.5E
20.7-22.7E BRIX	
3110	No premium; - 10% above or below
21E BRIX	
3130	No premium; - 5%
3145	No premium; - 10% min. 20E
3155	No premium; - 15%
3160	No premium; - 15% min. 19E
3170	No premium; - 15% min. 20E
3205	+ or -10%, min. 18E
3225	+ \$10.00 above 21E, max. 23E
21-22E BRIX	
3260	No premium; - 10% below, min. acceptance 20E
21-23E BRIX	
4840	No premium; - 10% to 20E, - 15% below 20E
4850	No premium; - 10% above or below
4880	No premium; - 15% below, acceptable limits 20-23E
4885	No premium; - 15% above or below
21-23.5E BRIX	
4950	No premium; - 10% min. 19.9E
4960	No premium; - 10% below, acceptable limits 20.5-23.5E
4980	No premium; - 20% to 20E, - 30% below 20E; - 20% above 23.5E
4985	No premium; - 20% to 20E, - 60% below 20E; - 40% above 23.5E
21-24E BRIX	
5085	No premium; - 10% below, min. 20E
5105	No premium; - 10% above or below
5110	No premium; - 10% above or below, acceptable limits 20-24.5E
5135	No premium; - 20% to 20E, - 30% below 20E; - 20% above 24E
21-24.5E BRIX	
5180	No premium; - 10% above or below, acceptable limits 20-25.5E
21-25E BRIX	
5200	No premium; - 5% below
5210	No premium; - 10% below
5225	No premium; - \$1.00 per tenth degree below
21.3-23.2E BRIX	
5230	No premium; - 10% above or below
21.5E BRIX	
5300	No premium; - 10%
5305	No premium; - 10% , min. 20E
5330	No premium; - \$100.00 below
21.5-22.5E BRIX	
5605	No premium; - 10% below, min. acceptance 20.5E
21.5-23E BRIX	
5900	No premium; - 10% below, min. acceptance 20E
5910	No premium; - 10% above or below, acceptable limits 20.5-24E
21.5-23.5E BRIX	
6123	No premium; - 10% below, min. 20.4E
6125	No premium; - 10% to 20.5E, - 15% below 20.5E
21.5-23.5E BRIX (Cont'd.)	

TABLE 8 - SUPPLEMENT: BRIX ADJUSTMENT FACTORS

The following Brix adjustment factors are on a per degree Brix basis and are normally calculated to a tenth of a degree, and are cumulative unless otherwise indicated. Most processors, however, indicate maximum and/or minimum Brix acceptance limits. Grapes testing above or below these limits may be subject to price renegotiation, acceptance for use other than for table wine, or rejection by the processors. Discounts for high sugar apply to both base price and bonus unless otherwise stated. There are factors other than Brix, such as material other than grapes (MOG), defects, weight loss in late harvest grapes, and sugar/acid ratios that affect grape prices. These were not considered in this presentation, unless otherwise stated, but were considered in arriving at weighted average prices.

Code	Description
6130	No premium; - 10% above or below
6140	No premium; - 10% above or below, acceptable limits 20.5-24.5E
6153	No premium; - 10% above or below, max. acceptance 30E
6210	No premium; - 20% above or below, acceptable limits 19-30E
6212	No premium; - 20% above or below, acceptable limits 20-30E
6230	No premium; - 20% max. 30E, - 20% to 19E, - 50% min. 18E
21.5-24E BRIX	
6260	No premium; - 15% above or below, acceptable limits 20.5-25E
21.5-24.5E BRIX	
6275	No premium; - 10% below, min. 20.5E
6295	No premium; - 10% above or below
6302	No premium; - 10% above or below, acceptable limits 25E
21.5-25E BRIX	
6360	No premium; - 10% below
6365	No premium; - 10% above or below, acceptable limits 20.5-26E
21.6-22.5E BRIX	
6385	No premium; - 10% min. 20.5E
21.7-23.7E BRIX	
6390	No premium; - 10% above or below
21.8-23.8E BRIX	
6400	No premium; - 10% above or below
21.9-23.9E BRIX	
6410	No premium; - 10% above or below
22E BRIX	
6425	No premium; - 5%
6427	No premium; - 5%, min. 21E
6435	No premium; - 10% below
6437	No premium; - 10% min. 18E
6440	No premium; - 10% min. 20E
6445	No premium; - 10% min. 21E
6450	No premium; - 10% min. 21.5E
6460	No premium; - 15% min. 21E
6465	No premium; - 15% min. 21.5E
6500	+ 15% max 23E, - 10% min. 21E, acceptable limits 21-24E
22-23E BRIX	
6814	No premium; - 10% below, min. acceptance 17.5E
6815	No premium; - 10% below, min. acceptance 18E
6820	No premium; - 10% below, min. 20.9E
6830	No premium; - 10% below, min. 21E
6840	No premium; - 10% above or below, acceptable limits 21-24E
22-23.5E BRIX	
6932	No premium; - 10% below, min. 20.9E
6936	No premium; - 10% above or below
6953	No premium; - 15% above or below
6967	No premium; - 15% above or below, acceptable limits 20-30E
6968	No premium; - 15% above or below, acceptable limits 21-30E
22-24E BRIX	
7020	No premium; - 5% below, min. 20E
7030	No premium; - 10% below
7038	No premium; - 10% below, min. 20E
7039	No premium; - 10% below, min. 20.9E
22-24E BRIX (Cont'd.)	
7040	No premium; - 10% below, min. 21E
7050	No premium; - 10% below, acceptable limits 21-24E
7053	No premium; - 10% to 21E, - 15% below 21E
7055	No premium; - 10% above or below, acceptable limits 21-24.5E
7063	No premium; - 10% above or below
7090	No premium; - 15% below, acceptable limits 21-24E
7095	No premium; - 15% below, acceptable limits 21.5-24E
7105	No premium; - 15% above or below
7135	No premium; - 20% below, acceptable limits 21-24E

Code	Description
7140	No premium; - 20% above or below, acceptable limits 20.5-25E
7145	No premium; - 20% above or below, acceptable limits 21-25E
22-24.5E BRIX	
7230	No premium; - 10% below
7233	No premium; - 10% below, min. 19E
7235	No premium; - 10% below, min. 20.9E
7240	No premium; - 10% below, min. acceptance 21E
7243	No premium; - 10% to 21E, - 15% below 21E
7245	No premium; - 10% above or below
7255	No premium; - 10% above or below, acceptable limits 21-25.5E
7268	No premium; - 15% above or below
7270	No premium; - 15% above or below, acceptable limits 21-25.5E
22-25E BRIX	
7325	No premium; - 5% below, min. 21E
7330	No premium; - 10% below
7333	No premium; - 10% below, min. 20E
7340	No premium; - 10% below, min. 21E
7341	No premium; - 10% below, min. 21.5E
7348	No premium; - 15% above or below
7350	No premium; - 15% above or below, acceptable limits 21-26E
7355	No premium; - 20% above or below, acceptable limits 20.5-26E
7360	No premium; - 20% above or below, acceptable limits 21-26E
7370	No premium; - \$1.00 per tenth degree below
22-26E BRIX	
7405	No premium; - 10% min. 20.9E
7410	No premium; - 15% above or below, acceptable limits 21-27E
7425	No premium; - 20% below 22E, acceptable limits 21-26E
22-30E BRIX	
7430	No premium; - 10% below
22.1-24.1E BRIX	
7435	No premium; - 10% above or below
22.2-24.2E BRIX	
7437	No premium; - 10% min. 21.1E
22.3-23.8E BRIX	
7438	No premium; - 10% min. 21.3E
22.3-24.8E BRIX	
7440	No premium; - 10% below, min. acceptance 21.3E
22.4-23.8E BRIX	
7450	No premium; - 10% min. 21.3E
22.5E BRIX	
7460	No premium; - \$50.00 below
22.5-23.5E BRIX	
7545	No premium; - 7.5% below, acceptable limits 21.5-23.5E
22.5-23.5E BRIX (Cont'd.)	
7555	No premium; - 10% below, min. acceptance 21E
7560	No premium; - 10% below, min. acceptance 21.5E
7578	No premium; - 15% below, acceptable limits 21-23.5E
7579	No premium; - 15% below, acceptable limits 21.5-23.5E
22.5-24E BRIX	
7600	No premium; - 10% below, min. acceptance 21.5E
7605	No premium; - 10% below, min. acceptance 22E
7610	No premium; - 10% below, acceptable limits 21-24E
7612	No premium; - 10% below, acceptable limits 22-24E
7618	No premium; - 10% above or below
7642	No premium; - 15% above or below, acceptable limits 20.9-30E
7650	No premium; - 15% below, acceptable limits 21.5-24E
7655	No premium; - 15% below, acceptable limits 22-24E
7680	+ 10% to 25E, + 5% over 25E, -20% min. 21E
22.5-24.5E BRIX	

TABLE 8 - SUPPLEMENT: BRIX ADJUSTMENT FACTORS

The following Brix adjustment factors are on a per degree Brix basis and are normally calculated to a tenth of a degree, and are cumulative unless otherwise indicated. Most processors, however, indicate maximum and/or minimum Brix acceptance limits. Grapes testing above or below these limits may be subject to price renegotiation, acceptance for use other than for table wine, or rejection by the processors. Discounts for high sugar apply to both base price and bonus unless otherwise stated. There are factors other than Brix, such as material other than grapes (MOG), defects, weight loss in late harvest grapes, and sugar/acid ratios that affect grape prices. These were not considered in this presentation, unless otherwise stated, but were considered in arriving at weighted average prices.

Code	Description
7735	No premium; - 10% below
7745	No premium; - 10% below, min. acceptance 21.4E
7750	No premium; - 10% below, min. acceptance 21.5E
7753	No premium; - 10% below, acceptable limits 21.5-24.5E
7754	No premium; - 10% below, acceptable limits 22-24.5E
7755	No premium; - 10% above or below
7758	No premium; - 10% above or below, acceptable limits 21.5-25.5E
22.5-25E BRIX	
7835	No premium; - 15% below
7840	No premium; - 20% to 22E, - 30% below 22E; - 20% above 25E
22.7-24.7E BRIX	
7910	No premium; - 10% above or below

Code	Description
22.8-23.8E BRIX	
7925	No premium; - 10% min. 21.8E
22.8-24.5E BRIX	
7927	No premium; - 10% min. 21.7E
23E BRIX	
7930	No premium; - 10% below
23-24E BRIX	
7975	No premium; - 10% below, min. acceptance 22E
23-25E BRIX	
8155	No premium; - 10%, min. 22E
8160	No premium; - 10% above or below
8175	No premium; - 10% above or below, acceptable limits 22-26E
8185	No premium; - 15% above or below
23-26E BRIX	
8225	No premium; - 10% min. 21.9E
23.5-24.5E BRIX	
8300	No premium; - 10% below, min. acceptance 22.5E
23.5-25.5E BRIX	
8340	No premium; - 10% min. 22.4E
24-26E BRIX	
8360	No premium; - 10% min. 22.9E

**TABLE 9: TONS OF GRAPES CRUSHED TO GROWERS' ACCOUNTS BY CALIFORNIA PROCESSORS
FROM THE 1996 CROP BY TYPE, VARIETY, AND REPORTING DISTRICT WHERE GROWN, WITH COMPARISONS**

Type & Variety	1	2	3	4	5	6	7	8	9	10
	----- Tons -----									
RAISIN GRAPES:										
THOMPSON SEEDLESS	0.0	0.0	0.0	0.0	0.0	0.0	0.0	0.0	0.0	0.0
TOTAL RAISIN	0.0	0.0	0.0	0.0	0.0	0.0	0.0	0.0	0.0	0.0
TABLE GRAPES:										
FLAME SEEDLESS	0.0	0.0	0.0	0.0	0.0	0.0	0.0	0.0	0.0	0.0
FLAME TOKAY	0.0	0.0	0.0	0.0	0.0	0.0	0.0	0.0	0.0	0.0
PACKINGHOUSE CULLS	0.0	0.0	0.0	0.0	0.0	0.0	0.0	0.0	0.0	0.0
TOTAL TABLE	0.0	0.0	0.0	0.0	0.0	0.0	0.0	0.0	0.0	0.0
WINE GRAPES (WHITE):										
CHARDONNAY	820.7	0.0	145.1	238.9	43.9	9.5	555.6	387.7	0.0	7.2
CHENIN BLANC	0.0	0.0	0.0	0.0	0.0	0.0	128.5	29.0	0.0	0.0
FRENCH COLOMBARD	1.9	0.0	0.0	0.0	0.0	0.0	65.6	0.0	0.0	0.0
GEWURZTRAMINER	0.0	0.0	0.0	0.0	0.0	0.0	23.5	0.0	0.0	0.0
GRAY RIESLING	0.0	0.0	5.6	0.0	0.0	0.0	0.0	0.0	0.0	0.0
MARSANNE	0.0	0.0	0.0	0.0	0.0	0.0	0.0	0.0	0.0	0.5
MUSCAT BLANC/M CANELLI	0.0	0.0	0.0	0.0	0.0	0.0	0.0	15.4	0.0	0.0
PINOT BLANC	0.0	0.0	0.0	2.6	0.0	0.0	158.0	0.0	0.0	0.0
PINOT GRIS	0.0	0.0	0.0	0.9	0.0	0.0	0.0	0.0	0.0	0.0
SAUVIGNON BLANC	63.9	0.0	0.0	78.2	0.0	0.0	1.6	25.0	0.0	0.0
SAUVIGNON VERT	0.0	0.0	0.0	1.0	0.0	0.0	0.0	0.0	0.0	0.0
SEMILLON	25.6	0.0	0.0	0.0	0.0	0.0	64.9	0.0	0.0	0.0
VIOGNIER	0.0	0.0	5.5	0.1	0.0	0.0	0.0	2.8	0.0	0.0
WHITE RIESLING	0.0	0.0	0.0	0.0	0.0	0.0	241.5	0.0	0.0	0.0
OTHER WHITE	0.0	0.0	0.0	1.7	0.0	0.0	0.0	0.0	0.0	0.0
TOTAL WHITE	912.1	0.0	156.2	323.4	43.9	9.5	1,239.2	459.9	0.0	7.7
WINE GRAPES (RED):										
ALICANTE BOUSCHET	0.0	0.0	0.0	0.0	0.0	0.0	0.0	0.0	0.0	0.0
BARBERA	0.0	0.0	0.0	0.3	0.0	0.0	0.0	0.0	0.0	0.0
CABERNET FRANC	0.0	0.0	95.2	20.3	0.0	0.0	24.3	34.2	0.0	4.2
CABERNET SAUVIGNON	57.9	0.0	145.3	405.5	0.0	2.4	261.3	283.5	0.0	5.0
CARIGNANE	0.0	0.0	0.0	0.0	0.0	0.0	0.0	0.0	0.0	0.0
DOLCETTO	0.0	0.0	0.4	0.0	0.0	0.0	0.0	0.0	0.0	0.0
GAMAY (NAPA)	0.0	0.0	0.0	0.0	0.0	0.0	97.1	0.0	0.0	0.0
MALBEC	0.0	0.0	0.0	0.0	0.0	0.0	0.0	0.0	0.0	0.0
MATARO/MOUVEDRE	0.0	0.0	3.2	0.0	0.0	0.0	2.3	0.0	0.0	0.0
MERLOT	185.5	0.0	185.8	154.0	0.0	70.1	25.4	243.6	0.0	3.0
MISSION	0.0	0.0	0.0	0.0	0.0	0.0	0.0	0.0	0.0	0.0
NEBBIOLO	0.0	0.0	0.0	0.0	0.0	0.0	0.0	6.6	0.0	0.0
PETIT VERDOT	1.0	0.0	0.0	2.4	0.0	0.0	0.0	0.0	0.0	0.0
PETITE SIRAH	9.6	0.0	0.0	3.6	0.0	0.0	0.0	16.8	0.0	0.4
PINOT NOIR	4.3	0.0	43.4	44.3	0.0	2.5	214.0	0.0	0.0	0.0
REFOSCO/MONDEUSE	0.0	0.0	0.0	0.0	0.0	0.0	0.0	0.0	0.0	0.0
RUBIRED	0.0	0.0	0.0	554.2	0.0	0.0	0.0	0.0	0.0	0.0
RUBY CABERNET	0.0	0.0	0.0	4.4	0.0	0.0	0.0	0.0	0.0	0.0
SANGIOVETO/SANGIOVESE	0.0	0.0	7.0	8.7	0.0	0.0	0.7	0.0	0.0	42.7
SOUZAO	0.0	0.0	0.0	0.0	0.0	0.0	11.0	0.0	0.0	0.0
SYRAH/FRENCH SYRAH-SHIRAZ	0.0	0.0	6.1	15.3	0.0	0.0	0.8	0.0	0.0	0.0
ZINFANDEL	252.0	0.0	48.0	52.9	0.0	0.0	163.7	159.0	1.1	86.0
OTHER RED	11.7	0.0	4.2	3.1	0.0	0.0	0.0	1.5	0.0	0.0
TOTAL RED	522.0	0.0	538.6	1,269.0	0.0	75.0	800.6	745.2	1.1	141.3
TOTAL WINE	1,434.1	0.0	694.8	1,592.4	43.9	84.5	2,039.8	1,205.1	1.1	149.0
TOTAL ALL VARIETIES	1,434.1	0.0	694.8	1,592.4	43.9	84.5	2,039.8	1,205.1	1.1	149.0

**TABLE 9: TONS OF GRAPES CRUSHED TO GROWERS' ACCOUNTS BY CALIFORNIA PROCESSORS
FROM THE 1996 CROP BY TYPE, VARIETY, AND REPORTING DISTRICT WHERE GROWN, WITH COMPARISONS (CONT'D.)**

Type & Variety	11	12	13	14	15	16	17	1996 State Total	1995 State Total
	-----Tons-----								
RAISIN GRAPES:									
THOMPSON SEEDLESS	0.0	48.3	2,423.1	133.4	0.0	0.0	0.0	2,604.8	0.0
TOTAL RAISIN	0.0	48.3	2,423.1	133.4	0.0	0.0	0.0	2,604.8	0.0
TABLE GRAPES:									
FLAME SEEDLESS	0.0	0.0	0.0	0.0	0.0	0.0	0.0	0.0	23.1
FLAME TOKAY	0.0	0.0	0.0	0.0	0.0	0.0	0.0	0.0	665.3
PACKINGHOUSE CULLS	0.0	0.0	0.0	0.0	0.0	0.0	0.0	0.0	69.2
TOTAL TABLE	0.0	0.0	0.0	0.0	0.0	0.0	0.0	0.0	757.6
WINE GRAPES (WHITE):									
CHARDONNAY	0.0	121.9	7.9	0.0	0.0	0.0	0.0	2,338.4	1,459.3
CHENIN BLANC	0.0	110.8	4,160.4	0.0	0.0	0.0	0.0	4,428.7	9.1
FRENCH COLOMBARD	0.0	104.5	4,788.2	0.0	0.0	0.0	0.0	4,960.2	886.1
GEWURZTRAMINER	0.0	0.0	0.0	0.0	0.0	0.0	0.0	23.5	9.7
GRAY RIESLING	0.0	0.0	0.0	0.0	0.0	0.0	0.0	5.6	5.2
MARSANNE	0.0	0.0	0.0	0.0	0.0	0.0	0.0	0.5	0.0
MUSCAT BLANC/M CANELLI	0.0	0.0	36.9	0.0	0.0	0.0	0.0	52.3	0.0
PINOT BLANC	0.0	0.0	0.0	0.0	0.0	0.0	0.0	160.6	121.1
PINOT GRIS	0.0	0.0	0.0	0.0	0.0	0.0	0.0	0.9	1.4
SAUVIGNON BLANC	0.0	0.5	0.0	0.0	0.4	0.0	0.0	169.6	216.7
SAUVIGNON VERT	0.0	0.0	0.0	0.0	0.0	0.0	0.0	1.0	0.0
SEMILLON	0.0	0.0	0.0	0.0	0.0	0.0	0.0	90.5	94.6
VIOGNIER	0.0	0.0	0.0	0.0	0.0	0.0	0.0	8.4	3.7
WHITE RIESLING	0.0	0.6	0.0	0.0	0.0	0.0	0.0	242.1	36.2
OTHER WHITE	0.0	0.0	0.0	0.0	0.0	0.0	0.0	1.7	0.0
TOTAL WHITE	0.0	338.3	8,993.4	0.0	0.4	0.0	0.0	12,484.0	2,843.1
WINE GRAPES (RED):									
ALICANTE BOUSCHET	0.0	0.0	0.0	0.0	0.0	0.0	0.0	0.0	70.3
BARBERA	0.0	0.1	0.0	0.0	0.0	0.0	0.0	0.4	0.0
CABERNET FRANC	0.0	0.3	0.0	0.0	0.1	0.0	0.0	178.6	518.6
CABERNET SAUVIGNON	328.6	4.3	336.0	279.1	10.6	0.0	0.0	2,119.5	4,172.7
CARIGNANE	24.6	601.0	10.8	0.0	0.0	0.0	0.0	636.4	0.6
DOLCETTO	0.0	0.0	0.0	0.0	0.0	0.0	0.0	0.4	3.0
GAMAY (NAPA)	0.0	0.0	0.0	0.0	0.0	0.0	0.0	97.1	0.0
MALBEC	0.0	0.0	0.0	0.0	0.0	0.0	0.0	0.0	7.1
MATARO/MOUVEDRE	0.0	0.0	0.0	0.0	0.0	0.0	0.0	5.5	0.0
MERLOT	225.2	178.8	183.4	0.0	1.2	0.0	0.0	1,456.0	2,186.5
MISSION	0.0	0.0	0.0	0.0	0.0	0.0	0.0	0.0	4.1
NEBBIOLO	0.0	0.0	0.0	0.0	0.0	0.0	0.0	6.6	5.1
PETIT VERDOT	0.0	0.0	0.0	0.0	0.0	0.0	0.0	3.4	3.0
PETITE SIRAH	0.0	0.0	0.0	0.0	0.0	0.0	0.0	30.4	66.6
PINOT NOIR	0.0	0.4	12.0	0.0	0.0	0.0	0.0	320.9	175.5
REFOSCO/MONDEUSE	0.0	0.0	0.0	0.0	0.0	0.0	0.0	0.0	0.2
RUBIRED	0.0	659.9	442.4	777.9	0.0	0.0	0.0	2,434.4	0.0
RUBY CABERNET	0.0	418.2	16.7	0.0	0.0	0.0	0.0	439.3	1,703.0
SANGIOVETO/SANGIOVESE	0.0	200.3	139.4	0.0	0.0	26.8	0.0	425.6	262.7
SOUZAO	0.0	0.0	0.0	0.0	0.0	0.0	0.0	11.0	8.6
SYRAH/FRENCH SYRAH-SHIRAZ	0.0	0.0	6.4	0.0	0.0	0.0	0.0	28.6	68.4
ZINFANDEL	630.6	116.7	49.2	0.0	0.0	0.0	0.0	1,559.2	650.6
OTHER RED	0.0	0.0	0.0	0.0	0.0	0.0	0.0	20.5	4.6
TOTAL RED	1,209.0	2,180.0	1,196.3	1,057.0	11.9	26.8	0.0	9,773.8	9,911.2
TOTAL WINE	1,209.0	2,518.3	10,189.7	1,057.0	12.3	26.8	0.0	22,257.8	12,754.3
TOTAL ALL VARIETIES	1,209.0	2,566.6	12,612.8	1,190.4	12.3	26.8	0.0	24,862.6	13,511.9