

# MARCH 1998 ERRATA TO THE FINAL GRAPE CRUSH REPORT, 1997 CROP

**TABLE 1: STATE TOTALS OF GRAPES FOR CRUSHING BY TYPE AND VARIETY, WEIGHTED AVERAGE DEGREES BRIX, AND WEIGHTED AVERAGE DOLLARS PER TON, 1996-97**

Type and Variety	Total Tons Crushed		Avg. Brix Crushed		Total Tons Purchased		Avg. Brix Purchased		Wtd. Avg. Dollars Per Ton	
	1997	1996	1997	1996	1997	1996	1997	1996	1997	1996
<b>WINE GRAPES (WHITE):</b>										
SAUVIGNON BLANC	<del>74,701.0</del> 74,185.9	48,637.5	<del>22.5</del> 22.6	22.6	<del>57,213.9</del> 56,698.8	36,880.4	<del>22.5</del> 22.6	22.6	<del>784.49</del> 788.24	703.38
SEMILLON	<del>8,712.7</del> 9,227.8	6,774.5	<del>22.0</del> 21.9	22.2	<del>6,120.0</del> 6,635.1	5,019.8	<del>21.8</del> 21.7	22.0	<del>592.08</del> 575.03	485.02

**TABLE 2: TONS OF GRAPES CRUSHED BY CALIFORNIA PROCESSORS FROM THE 1997 CROP BY TYPE, VARIETY, AND REPORTING DISTRICT WHERE GROWN, WITH COMPARISONS**

Type and Variety	11	12	13	14	15	16	17	1997 State Total	1996 State Total			
	----- TONS -----											
<b>WINE GRAPES (WHITE):</b>												
SAUVIGNON BLANC	<del>14,647.9</del> 14,132.8	9,690.3	1,296.0	624.1	0.2	968.3	1,168.9	<del>74,701.0</del> 74,185.9	48,637.5			
SEMILLON	<del>1,248.3</del> 1,763.4	1,111.2	254.3	1,156.1	0.0	15.9	112.8	<del>8,712.7</del> 9,227.8	6,774.5			

**TABLE 3: WEIGHTED AVERAGE DEGREES BRIX FOR ALL GRAPES CRUSHED BY CALIFORNIA PROCESSORS FROM THE 1997 CROP BY TYPE, VARIETY, AND REPORTING DISTRICT WHERE GROWN, WITH COMPARISONS**

Type and Variety	1	2	3	4	5	6	7	8	9	10	11	12	13	14	15	16	17	1997 State Total	1996 State Total
	----- DEGREES BRIX -----																		
<b>WINE GRAPES (WHITE):</b>																			
SAUVIGNON BLANC	22.5	22.9	22.6	22.6	22.4	23.1	23.0	22.9	21.5	22.7	<del>22.3</del> 22.4	22.1	22.2	22.5	23.2	22.9	22.7	<del>22.5</del> 22.6	22.6
SEMILLON	21.2	22.9	21.8	21.7	0.0	23.2	21.9	23.4	20.8	22.6	<del>22.0</del> 21.6	21.2	20.4	21.7	0.0	23.0	25.2	<del>22.0</del> 21.9	22.2

**TABLE 4: TONS OF GRAPES PURCHASED FOR WINE, CONCENTRATE, JUICE, VINEGAR, AND BEVERAGE BRANDY BY CALIFORNIA PROCESSORS FROM THE 1997 CROP BY TYPE, VARIETY, AND REPORTING DISTRICT WHERE GROWN, WITH COMPARISONS**

Type and Variety	11	12	13	14	15	16	17	1997 State Total	1996 State Total			
	----- TONS -----											
<b>WINE GRAPES (WHITE):</b>												
SAUVIGNON BLANC	<del>14,437.6</del> 13,922.5	7,041.8	1,216.6	624.1	0.0	354.6	1,167.3	<del>57,213.9</del> 56,698.8	36,880.4			
SEMILLON	<del>1,248.3</del> 1,763.4	1,110.5	254.3	1,156.1	0.0	10.4	28.5	<del>6,120.0</del> 6,635.1	5,019.8			

**TABLE 5: WEIGHTED AVERAGE DEGREES BRIX FOR ALL GRAPES PURCHASED FOR WINE, CONCENTRATE, JUICE, VINEGAR, AND BEVERAGE BRANDY BY CALIFORNIA PROCESSORS FROM THE 1997 CROP BY TYPE, VARIETY, AND REPORTING DISTRICT WHERE GROWN, WITH COMPARISONS**

Type and Variety	1	2	3	4	5	6	7	8	9	10	11	12	13	14	15	16	17	1997 State Total	1996 State Total
	----- DEGREES BRIX -----																		
<b>WINE GRAPES (WHITE):</b>																			
SAUVIGNON BLANC	22.4	22.9	22.7	22.4	22.4	23.2	23.7	22.9	22.8	22.5	22.3	22.1	22.2	22.5	0.0	22.6	22.7	<del>22.5</del> 22.6	22.6
SEMILLON	21.2	22.8	22.1	21.3	0.0	23.7	23.6	23.4	0.0	22.9	<del>22.0</del> 21.6	21.2	19.9	21.6	0.0	23.3	24.2	<del>21.8</del> 21.7	22.0

**TABLE 6: WEIGHTED AVERAGE GROWER RETURNS PER TON DELIVERED BASIS PURCHASED FOR WINE, CONCENTRATE, JUICE, VINEGAR, AND BEVERAGE BRANDY BY CALIFORNIA PROCESSORS FROM THE 1997 CROP BY TYPE, VARIETY, AND REPORTING DISTRICT WHERE GROWN, WITH COMPARISONS**

Type and Variety	11	12	13	14	15	16	17	1997 State Total	1996 State Total
----- DOLLARS -----									
<b>WINE GRAPES (WHITE):</b>									
SAUVIGNON BLANC	<del>573.72</del> 581.17	460.63	370.05	305.55	0.00	702.52	580.31	<del>784.49</del> 788.24	703.38
SEMILLON	<del>449.37</del> 426.89	384.34	307.60	180.00	0.00	400.00	570.00	<del>592.08</del> 575.03	485.02

**TABLE 8: BASE PRICE PAID TO GROWERS FOR GRAPES CRUSHED AND DELIVERED TO CALIFORNIA PROCESSORS FROM THE 1997 CROP WITH BRIX FACTORS AND PURCHASED TONNAGE, BY TYPE, VARIETY, REPORTING DISTRICT WHERE GROWN, AND WEIGHTED AVERAGE BASE PRICE.**

District, Type, and Variety	Base Price Per Ton	Brix Factors	Tons
-----------------------------	--------------------	--------------	------


DOLLARS      CODE a/

**DISTRICT 11**

SAUVIGNON	325.00	0560	9.5
BLANC	360.00	0920	149.9
	<del>372.42</del>	<del>2680</del>	<del>515.1</del>
	468.43	4850	2,322.4
	500.00	0010	1,394.0
	500.00	0200	67.4
	500.00	7095	2,485.7
	541.59	0760	269.2
	542.00	7255	172.8
	550.00	0010	82.7
	575.00	4850	2,801.1
	600.00	0120	331.6
	600.00	2930	161.2
	600.00	6125	199.2
	750.00	0010	185.0
	750.00	0760	1,042.7
	753.25	3110	1,466.0
	800.00	2070	145.3
	850.00	0010	265.6
	850.00	0770	103.4
	850.00	0805	39.0
	850.00	2860	228.8
<b>WTD. AVG. BASE</b>	<del>575.14</del>		
	582.64		
<b>SEMILLON</b>	<del>372.42</del>	<del>2680</del>	<del>515.1</del>
	400.00	0010	139.8
	450.00	0010	786.4
	450.00	2680	270.4
	570.00	0010	51.7
<b>WTD. AVG. BASE</b>	<del>449.37</del>		
	426.89		

**TABLE 10: WEIGHTED AVERAGE GROWER RETURNS PER TON DELIVERED BASIS  
NON-RELATED PURCHASE FOR WINE, CONCENTRATE, JUICE, VINEGAR, AND BEVERAGE BRANDY BY  
CALIFORNIA PROCESSORS FROM THE 1997 CROP BY TYPE, VARIETY, AND REPORTING DISTRICT WHERE GROWN, WITH COMPARISONS**

Type and Variety	11	12	13	14	15	16	17	1997 State Total	1996 State Total <u>2/</u>
	----- DOLLARS -----								
<b>WINE GRAPES (WHITE):</b>									
SAUVIGNON BLANC	<del>573.84</del> 581.44	460.63	370.05	305.55	0.00	702.52	580.31	<del>767.02</del> 770.91	---
SEMILLON	<del>449.37</del> 426.89	384.34	307.60	180.00	0.00	400.00	570.00	<del>559.77</del> 544.69	---



**FINAL  
GRAPE CRUSH REPORT  
1997 CROP**

**CALIFORNIA DEPARTMENT OF FOOD AND AGRICULTURE  
SACRAMENTO, CALIFORNIA**

# TABLE OF CONTENTS

	<u>PAGE</u>
<b>GRAPE CRUSH EXPLANATIONS</b> .....	1
<b>TABLE 1:</b> Grapes for Crushing: State totals by type and variety, weighted average degrees Brix, and weighted average dollars per ton, 1996-97 .....	6
<b>TABLE 2:</b> Tons of grapes crushed by California processors from the 1997 crop by type, variety, and reporting district where grown, with comparisons .....	8
<b>TABLE 3:</b> Weighted average degrees Brix for all grapes crushed by California processors from the 1997 crop by type, variety, and reporting district where grown, with comparisons .....	12
<b>TABLE 4:</b> Tons of grapes purchased for wine, concentrate, juice, vinegar, and beverage brandy, by California processors from the 1997 crop by type, variety, and reporting district where grown, with comparisons .....	14
<b>TABLE 5:</b> Weighted average degrees Brix for all grapes purchased for wine, concentrate, juice, vinegar, and beverage brandy, by California processors from the 1997 crop by type, variety, and reporting district where grown, with comparisons .....	18
<b>TABLE 6:</b> Weighted average grower returns per ton, delivered basis, purchased for wine, concentrate, juice, vinegar, and beverage brandy, by California processors from the 1997 crop by type, variety, and reporting district where grown, with comparisons .....	20
<b>TABLE 7:</b> Tons of grapes purchased by California processors as distilling material other than beverage brandy from the 1997 crop by type and variety, with comparisons .....	24
<b>TABLE 8:</b> Base price paid to growers for grapes crushed, delivered to California processors, from the 1997 crop, with Brix factors and purchased tonnage, by type, variety, reporting district where grown, and weighted average base price .....	25
<b>TABLE 8:</b> (Supplement) Brix adjustment factor .....	96
<b>TABLE 9:</b> Tons of grapes crushed to growers' accounts by California processors from the 1997 crop by type, variety, and reporting district where grown, with comparisons .....	100
<b>TABLE 10:</b> Weighted average grower returns per ton, delivered basis, non-related purchase for wine, concentrate, juice, vinegar, and beverage brandy, by California processors from the 1997 crop by type, variety, and reporting district where grown, with comparisons .....	102

---

**COMPILED AND PUBLISHED BY:**

California Agricultural Statistics Service  
 1220 N Street, Room 243  
 P.O. Box 942871  
 Sacramento, CA 94271-0001  
 (916) 498-5177

MARCH 10, 1998

# GRAPE CRUSH REPORT OVERVIEW

Information contained in this Report was supplied by processors to fulfill the reporting requirements of Section 55601.5 of the Food and Agricultural Code.

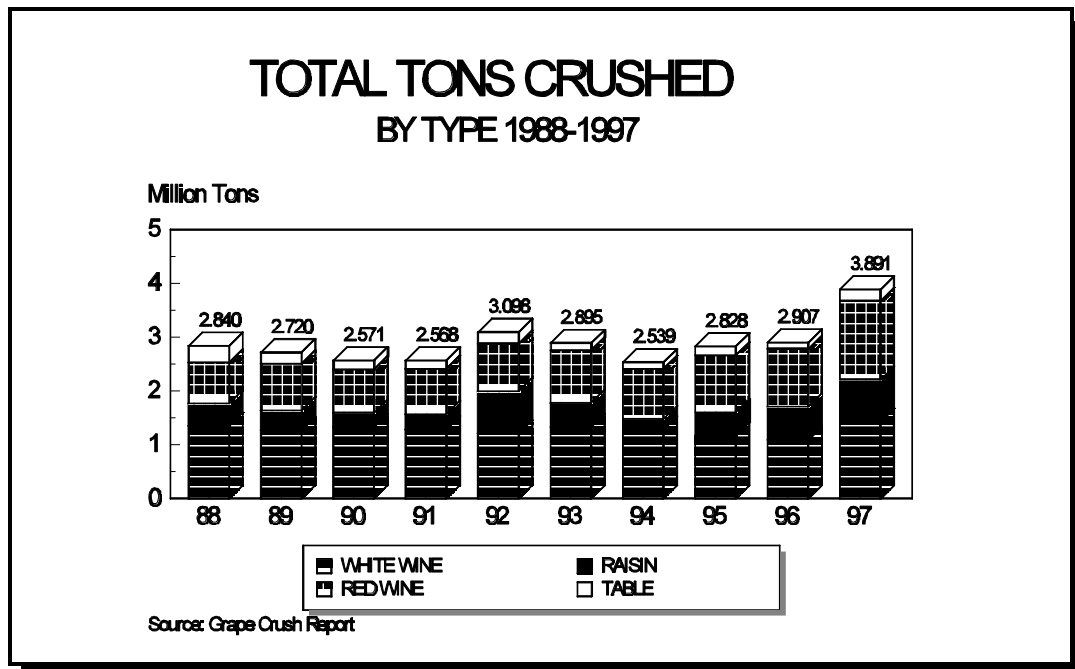
The Final Grape Crush Report includes all grape tonnage crushed and purchased during the 1997 season. Changes in tonnage, Brix, and prices from the preliminary report to this final report were due to additional purchased tonnage and prices from reference price contracts that were in effect prior to January 1, 1977 and were priced by February 25, 1998, late reports; and corrections to the original data. Reporting errors by some processors have caused a change in some district/variety entries.

Details of the crushed tonnage, degrees Brix and weighted average prices were reported by grape type and variety as well as by grape pricing district. The 17 districts refer to the area in which the grapes were grown. A district map is located on the inside of the front cover. Beginning with the 1996 crop year, Mourvedre variety grapes were combined with Mataro variety grapes.

## SUMMARY OF GRAPE TONNAGES AND PRICES

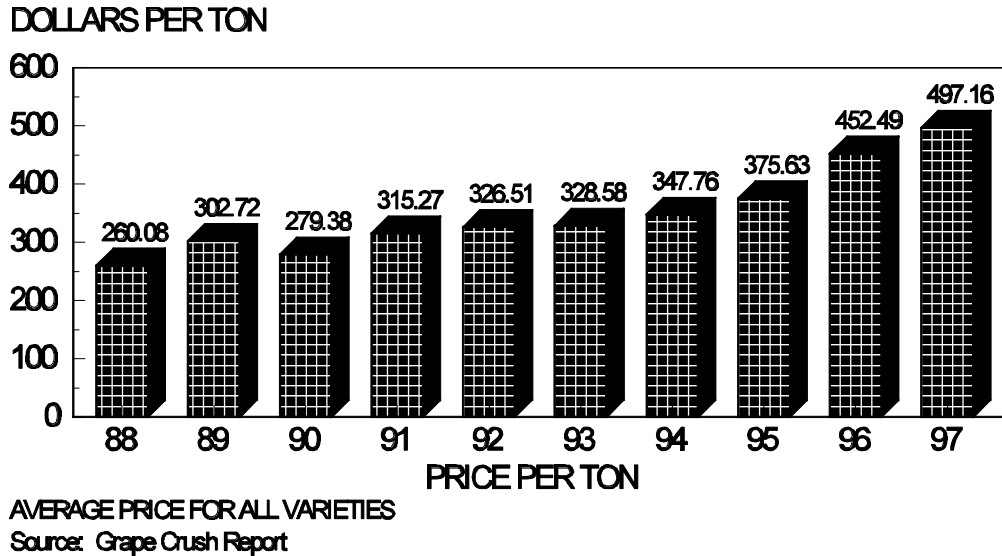
The 1997 crush totaled 3,891,403 tons, up approximately 34 percent from the 1996 crush, and up 25 percent more than the previous record-large 1982 of 3,115,531 tons. This year, red wine varieties overtook white wine varieties and account for the largest share of all grapes crushed, at 1,460,764, up 35 percent from 1996. The 1997 white wine variety crush totaled 1,432,557 tons, up 31 percent from 1996. Tons crushed for raisin type varieties totaled 785,671, up 27 percent from 1996, while tons crushed for table type varieties totaled 212,411, up 82 percent from 1996. (See chart below.)

California grape growers received an average price of \$497.16 per ton for grapes crushed in 1997, up 10 percent from the 1996 average price. This makes the 1997 price the highest on record. (See chart, page 2.) These price levels were not adjusted for inflation.



# PRICE PAID PER TON

## GROWER RETURN INCREASES



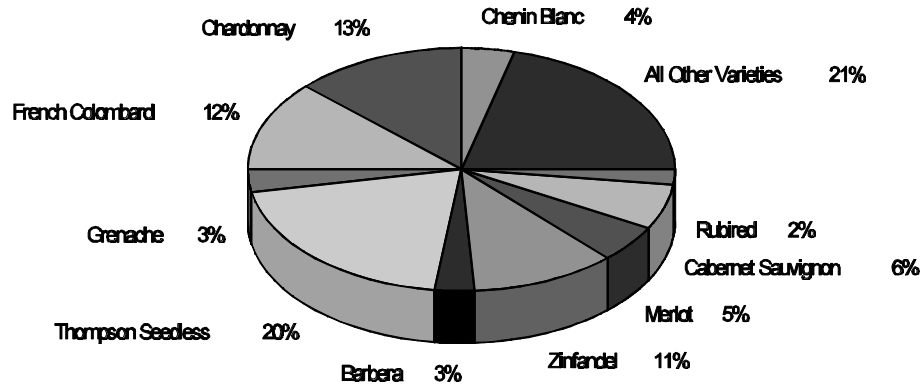
### LEADING GRAPE VARIETIES AND DISTRICTS

Thompson Seedless, a raisin grape variety, continued to account for the largest percentage of crush volume, 20 percent. Chardonnay replaced French Colombard as the second leading percentage of crush with 13 percent of the total crush. The remaining top ten were all wine varieties. (See chart, page 3.)

Grapes produced in District 4 (Napa County) received the highest average price of \$1,716.21 per ton, up 14 percent from 1996. District 3 (Sonoma and Marin counties) received the second highest return of \$1,577.58, up 16 percent from 1996. Of the grapes grown Statewide, the top five varieties receiving the highest average price were all wine grape varieties. Teroldego received the highest average price of \$1,800.00 <sup>1</sup>/ per ton. Petit Verdot received the second highest average price of \$1,754.86 per ton followed by Rousanne, at \$1,741.70 per ton, Trousseau at \$1,570.93 <sup>1</sup>/ per ton and Pinot Noir at \$1,540.01 per ton. The 1997 Chardonnay price of \$1,161.07 was up 3 percent from 1996, while the 1997 Cabernet Sauvignon price of \$1,183.85 was up 9 percent from 1996. Reversing its recent upward price trend, the 1997 average price for Zinfandel grapes dropped to \$502.93, 11 percent lower than 1996, and 38 percent lower than the 1988 high average price of \$817.48.

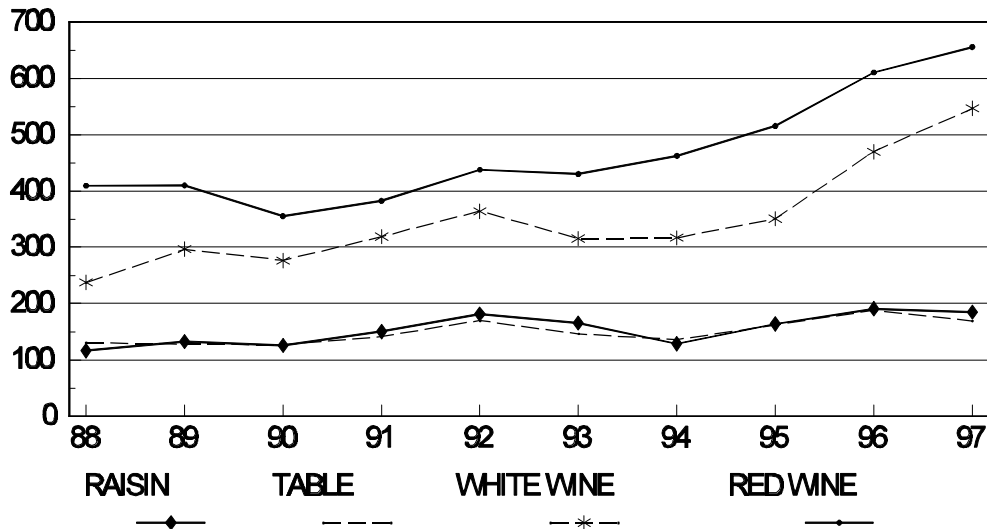
<sup>1</sup>/ These purchases involved less than 100 tons.

## LEADING VARIETIES CRUSHED 1997 CROP



Source: Grape Crush Report

## GRAPE PRICE PER TON BY TYPE OF GRAPE, 1988-1997



Source: Grape Crush Report



## EXPLANATION OF TABLES

**TABLE 1** is a summary of the 1997 crop State totals by grape type and varieties that are shown in detail by grape pricing districts in Tables 2 through 6. State totals and averages for 1996 are shown for comparison.

**TABLE 2** includes over-the-scale fresh tonnage of all grapes crushed by California processors from the 1997 crop. Over-the-scale fresh weight tonnage includes materials other than grapes (MOG) and defects. This table is broken down by the 17 grape pricing districts and by variety. State totals for 1996 are shown for comparison. Crushed tonnage includes all grapes crushed whether: grown and crushed by processors; purchased and crushed by processors; crushed by cooperatives, juice manufacturers, etc.; or crushed for others, including growers.

**TABLE 3** shows the weighted average degrees Brix for all grapes crushed (TABLE 2) by California processors from the 1997 crop. The weighted average degrees Brix is reported by grape pricing districts and variety. State averages for 1996 are shown for comparison.

**TABLE 4** includes net weight fresh tonnage of all grapes purchased for wine, concentrate, juice, vinegar, and beverage brandy by California processors from the 1997 crop. Net weight fresh tonnage does not include material other than grapes (MOG) and defects or other weight adjustments deducted from gross weight. The purchased tonnage is reported by variety and grape pricing districts. State totals for 1996 are shown for comparison. TABLE 4 does not include tonnage purchased as distilling material other than beverage brandy, this is shown in TABLE 7. Prices for all tonnage shown in this table are final and not subject to change. Grapes pooled by cooperatives, those grown by processors and used for their own production and grapes crushed to growers' accounts are not included.

**TABLE 5** shows the weighted average degrees Brix for all grapes purchased for wine, concentrate, juice, vinegar, and beverage brandy (TABLE 4) by California processors from the 1997 crop. The weighted average degrees Brix is reported by grape pricing districts and variety. State averages for 1996 are shown for comparison. TABLE 5 does not include degrees Brix of tonnage purchased as distilling material other than beverage brandy, this is shown in TABLE 7. Grapes pooled by cooperatives, those grown by processors and used for their own production and grapes crushed to growers' accounts are not included.

**TABLE 6** gives the weighted average price per ton, delivered basis, of all tonnage purchased for wine, concentrate, juice, vinegar, and beverage brandy (TABLE 4) by California processors from the 1997 crop. The weighted average prices are reported by variety, and grape pricing districts. State averages for 1996 are shown for comparison. TABLE 6 does not include prices of tonnage purchased as distilling material other than beverage brandy, this is shown in TABLE 7. Prices shown in this table are final and not subject to change. Grapes pooled by cooperatives, those grown by processors and used for their own production and grapes crushed to growers' accounts are not included.

Weighted average prices reflect final prices through January 10, 1998 and include any Brix adjustments, bonuses or allowances. Prices from some reference price contracts written prior to January 1, 1977 may be included if settled by January 10, 1998. Prices are equivalent to delivered basis in the area grown including normal within-area hauling allowances. Purchases made on a roadside basis include the usual hauling allowance for local delivery in the area grown. Out-of-area purchases made on a delivered basis do not include extra hauling allowances for delivery outside the area.

The following example indicates the method used for calculating weighted averages:

DATA PAGE																				
IDENTIFICATION				SECTION I.			SECTION II.													
				Total Grapes Crushed At Your Facility			Final Prices Of Grapes Purchased From Grower(s) For Wine, Concentrate, Juice, Vinegar And Beverage Brandy													
VARIETY (List full name)	Dist. Where Grown	Code	Line	Over The Scale Tons	Wtd. Avg. Degrees Brix	Total Brix (Col. 3 X Col. 4)	Purchased Tons Only		Wtd. Avg. Degrees Brix	Total Brix (Col. 5 X Col. 7)	Base Price Per Ton	Acceptable Brix Limits		Brix Adjustment Factors Per Degree Brix Per Ton Plus & Minus	Office Use	Brix Adjustment Limits			Wtd. Avg. Price Per Ton	Total Paid (Col. 5 x Col. 16)
							All Purchased Tons	Non-Related Purchased Tons				Min.	Max.			Base	Min.	Max.		
				3	4	A	5	6	7	B	8	9	10	11	12	13	14	15	16	C
Petite Sirah	1			155.5	20.6	3,203.3	100.0	100.0	20.1	2,010.0	450.0	19.0	25.0	+ or - 10%		22.0	20.0	24.0	364.50	36,450.00
Petite Sirah	1			20.5	19.0	389.5	20.5	20.5	19.0	389.50	450.0	19.0	25.0	+ or - 10%		22.0	20.0	24.0	418.50	8,579.25
Petite Sirah	1			10.6	23.5	249.1	10.6	10.6	23.5	249.10	450.0	19.0	25.0	+ or - 10%		22.0	20.0	24.0	517.50	5,485.50
Combined	1			186.6	20.6	3,841.9	131.1	131.1	20.2	2,648.6	450.0	19.0	25.0	+ or - 10%		22.0	20.0	24.0	385.31	50,514.75

Column 4 was obtained by dividing the total Over the Scale Tons (Column 3) into the Total Brix of these same tons (Column A):

$$\frac{3,841.9}{186.6} = 20.6$$

Column 7 was obtained by dividing the Purchased Tons Only (Column 5) into the Total Brix of these same tons (Column B):

$$\frac{2,648.6}{131.1} = 20.2$$

Column 16 was obtained by dividing the total Purchased Tons Only (Column 5) into the total dollars paid for these same tons (Column C):

$$\frac{\$50,514.75}{131.1} = \$385.31$$

**TABLE 7** shows all grape tonnage purchased as distilling material other than beverage brandy by California processors from the 1997 crop. The tonnage, weighted average degrees Brix and price per ton are shown by grape type and variety. State totals and averages for 1996 are given for comparison.

**TABLE 8** shows base prices paid to growers by Brix adjustment factors, purchased tonnage, type, variety and reporting district where grown. Weighted average base prices and total purchased tonnage are included.

The Brix adjustment factors determine adjustments to base prices to compensate for sugar variations. In this report, adjustments are expressed in dollars per ton, or percent of base price per degree variance from the established Brix base. Occasional lots are traded on price per degree Brix as delivered.

**TABLE 9** includes tonnage of all grapes crushed to growers' accounts by California processors from the 1997 crop. Growers retained ownership of these grapes at the time of crushing. This tonnage is reported by grape pricing district and variety. Comparisons with 1996 are shown.

**TABLE 10** gives the weighted average price per ton, delivered basis, of all tonnage purchased from non-related sources for wine, concentrate, juice, vinegar, and beverage brandy (TABLE 4) by California processors from the 1997 crop. The weighted average prices are reported by variety, and grape pricing districts. State averages for 1996 are shown for comparison. TABLE 10 does not include prices of tonnage purchased as distilling material other than beverage brandy, this is shown in TABLE 7. Prices shown in this table are final and not subject to change. Grapes pooled by cooperatives, those grown by processors and used for their own production and grapes crushed to growers' accounts are not included.

Non-Related Purchased Tons: Excludes tonnage of grapes purchased from a grower if:

- (a) The grower or an affiliate of the grower, or both the grower and the affiliate of the grower, owned, directly or indirectly, at least 5 percent of the indicia of ownership or voting authority of the winery (processor);
- (b) The winery (processor) or an affiliate of the winery, or both the winery and the affiliate of the winery, owned, directly or indirectly, at least 5 percent of the indicia of ownership or voting authority of the grower;
- (c) The winery (processor) or an affiliate of the winery, or both the winery and the affiliate of the winery, provided long-term financing to the grower in exchange for rights or options to purchase a significant portion of the grower's harvest.



**TABLE 1: STATE TOTALS OF GRAPES FOR CRUSHING BY TYPE AND VARIETY,  
WEIGHTED AVERAGE DEGREES BRUX, AND WEIGHTED AVERAGE DOLLARS PER TON, 1996-97**

Type and Variety	Total Tons Crushed		Avg. Brix Crushed		Total Tons Purchased		Avg. Brix Purchased		Wtd. Avg. Dollars Per Ton	
	1997	1996	1997	1996	1997	1996	1997	1996	1997	1996
<b>WINE GRAPES (RED):</b>										
AGLIANICO	12.7	6.0	23.3	19.7	3.3	6.0	22.5	19.7	1,050.00	1,050.00
ALEATICO	159.9	164.3	25.3	24.2	139.8	150.0	24.6	24.0	483.62	498.70
ALICANTE BOUSCHET	1,997.1	1,770.3	21.9	19.4	1,754.3	1,624.0	21.9	19.2	429.18	407.21
ALVARELHAO	19.9	4.9	22.4	23.4	7.0	2.1	24.2	23.1	808.93	853.57
AMERICA	1.0	0.0	24.5	0.0	1.0	0.0	24.5	0.0	925.00	0.00
ARAMON	67.8	0.0	24.6	0.0	67.8	0.0	24.6	0.0	1,375.00	0.00
BARBERA	120,267.6	99,303.1	23.2	23.1	112,161.1	90,162.7	23.2	23.1	303.96	295.72
BLACK MALVOISIE	469.2	321.2	22.5	23.5	469.2	321.2	22.5	23.5	290.15	277.14
CABERNET FRANC	10,001.3	8,371.3	24.6	23.7	6,629.5	5,040.3	24.2	23.6	1,479.19	1,280.27
CABERNET SAUVIGNON	226,317.5	158,643.0	24.3	23.5	187,693.2	129,711.9	24.2	23.5	1,183.85	1,089.62
CARIGNANE	70,380.3	60,456.0	23.2	22.6	65,492.7	55,709.9	23.2	22.6	386.61	366.50
CARMINE	266.3	179.2	23.6	23.1	249.3	153.6	23.5	23.1	503.21	374.41
CARNELIAN	11,987.9	9,891.2	24.2	23.3	11,390.6	8,884.3	24.3	23.5	296.97	294.21
CENTURIAN	3,254.6	2,973.8	23.7	23.7	3,026.7	2,740.5	23.6	23.6	309.38	290.90
CHARBONO	304.0	257.7	22.2	21.4	294.2	249.6	22.0	21.4	1,390.71	1,249.26
CINSAULT	128.9	128.7	22.3	23.5	42.2	31.2	23.5	24.1	929.21	831.44
COUNOUSE	50.0	0.0	23.2	0.0	38.8	0.0	23.7	0.0	982.58	0.00
DOLCETTO	250.3	218.8	22.8	22.3	121.9	88.8	22.2	22.9	1,323.50	1,132.38
EARLY BURGUNDY	68.4	56.1	23.6	23.4	45.3	42.4	24.0	23.5	828.53	615.03
FREISA	27.8	27.4	23.2	21.5	17.0	27.0	22.3	21.5	1,309.41	1,074.44
GAMAY (NAPA)	9,344.7	7,056.2	21.5	21.0	8,495.4	6,582.6	21.6	20.9	697.09	630.72
GAMAY BEAUJOLAIS	540.3	441.5	24.0	23.3	438.3	410.9	23.6	23.6	952.16	653.70
GRENACHE	120,813.2	102,593.8	20.6	20.6	116,102.0	97,378.9	20.5	20.4	244.33	256.32
GRIGNOLINO	67.5	48.6	24.2	23.2	0.0	0.0	0.0	0.0	0.00	0.00
LAMBRUSCO	361.2	289.6	21.1	22.5	0.2	0.0	23.5	0.0	1,000.00	0.00
MALBEC	834.7	325.4	24.1	22.7	487.5	185.9	23.8	22.7	1,285.28	1,369.78
MATARO/MOURVEDRE	1,695.8	1,345.6	23.9	23.7	1,382.2	951.4	24.1	23.7	820.61	876.53
MERLOT	201,707.3	104,041.1	24.0	23.2	157,219.2	79,733.0	24.0	23.3	1,116.74	1,181.46
MEUNIER	1,047.6	757.8	19.7	20.0	589.1	429.6	19.9	19.8	1,288.76	1,138.49
MISSION	5,046.6	3,834.5	23.7	23.8	4,905.5	3,773.1	23.8	23.8	229.44	232.01
MUSCAT HAMBURG	194.1	109.6	25.1	25.7	189.5	97.2	25.1	26.2	541.58	535.84
NEBBIOLO	691.7	362.2	24.2	23.6	311.7	168.9	23.8	23.4	1,189.60	1,170.21
NEGRETTE	5.5	0.0	25.4	0.0	5.5	0.0	25.4	0.0	1,395.45	0.00
PETIT VERDOT	772.7	545.9	24.1	23.3	388.3	226.1	23.7	23.2	1,754.86	1,568.05
PETIT SIRAH	8,310.6	7,155.5	24.3	23.4	5,626.5	5,710.1	24.2	23.3	991.89	829.23
PFEFFER CABERNET	31.1	27.0	23.1	22.7	13.5	5.5	23.8	23.3	1,158.89	1,000.00
PINOT NOIR	48,319.1	36,641.8	22.7	22.7	33,104.0	24,243.9	23.1	22.9	1,540.01	1,341.34
PINOT ST GEORGE	85.4	40.7	24.1	23.4	62.1	26.4	23.9	22.9	651.48	760.23
PINOTAGE	22.8	0.0	22.3	0.0	22.2	0.0	21.1	0.0	800.00	0.00
PORTUGIESE BLAUER	18.5	0.0	23.8	0.0	18.5	0.0	23.8	0.0	881.35	0.00
PRIMITIVO	130.0	0.0	22.3	0.0	119.1	0.0	22.1	0.0	726.57	0.00
REFOSCO/MONDEUSE	102.6	106.5	22.5	22.7	77.4	74.8	22.7	22.3	1,204.64	1,033.42
ROYALTY	7,396.6	6,553.1	22.9	22.0	7,126.1	6,468.1	22.9	22.0	334.99	339.68
RUBIED	95,330.7	83,553.3	23.4	22.8	82,933.1	80,288.0	23.4	22.8	355.67	353.24
RUBY CABERNET	58,532.0	52,745.1	23.5	22.8	55,266.8	49,199.2	23.5	22.9	382.62	373.45
SALVADOR	5,882.7	5,796.7	23.1	22.5	5,861.2	5,653.6	23.1	22.5	308.13	307.97
SANGIOVETO/SANGIOVESE	7,385.7	4,135.3	23.6	23.4	4,530.2	2,174.8	23.3	23.0	1,190.25	1,141.06
SOUZAO	159.4	83.6	23.1	22.3	77.4	56.2	23.3	22.1	560.84	553.47
SYRAH/FRENCH SYRAH-SHIRAZ	9,982.7	5,099.3	24.4	23.7	7,165.7	3,579.5	24.3	23.7	1,150.92	1,073.85
TANNAT	19.1	1.9	25.6	23.7	0.9	0.3	23.6	24.2	1,500.00	1,200.00
TEMPRANILLO	393.4	69.8	22.7	23.0	315.5	59.0	22.2	22.5	567.40	741.72
TEROLDEGO	26.3	8.3	23.7	22.3	22.7	8.3	24.0	22.3	1,800.00	1,720.48
TINTA CAO	46.2	30.5	22.5	21.9	12.2	28.8	25.6	21.9	615.78	434.97
TINTA MADEIRA	159.3	111.3	22.8	23.8	0.0	90.7	0.0	24.0	0.00	315.00
TOURIGA	87.1	65.3	24.6	23.4	32.8	46.5	24.5	23.1	785.14	356.77
TROUSSEAU	33.4	0.0	22.7	0.0	31.3	0.0	22.7	0.0	1,570.93	0.00
VALDEPENAS	1,359.2	919.4	22.7	22.8	1,245.5	917.2	22.7	22.8	342.67	348.11
ZINFANDEL	421,594.6	299,843.0	19.5	19.7	385,004.7	274,710.1	19.5	19.6	502.93	564.83
OTHER RED <sup>1/</sup>	6,200.4	11,041.6	22.6	21.2	2,046.9	9,260.2	23.2	21.1	384.11	233.62
<b>TOTAL RED</b>	<b>1,460,764.3</b>	<b>1,078,553.8</b>	<b>22.2</b>	<b>21.9</b>	<b>1,270,875.6</b>	<b>947,484.3</b>	<b>22.1</b>	<b>21.8</b>	<b>655.63</b>	<b>610.51</b>
<b>TOTAL WINE</b>	<b>2,893,321.1</b>	<b>2,172,381.2</b>	<b>22.0</b>	<b>21.7</b>	<b>2,449,815.5</b>	<b>1,888,591.0</b>	<b>21.9</b>	<b>21.6</b>	<b>602.70</b>	<b>540.21</b>
<b>TOTAL ALL VARIETIES</b>	<b>3,891,403.1</b>	<b>2,906,614.0</b>	<b>21.8</b>	<b>21.6</b>	<b>3,270,144.8</b>	<b>2,520,776.3</b>	<b>21.7</b>	<b>21.5</b>	<b>497.16</b>	<b>452.49</b>

<sup>1/</sup> Other categories include minor varieties as well as mixed varieties.

**TABLE 2: TONS OF GRAPES CRUSHED BY CALIFORNIA PROCESSORS  
FROM THE 1997 CROP BY TYPE, VARIETY, AND REPORTING DISTRICT WHERE GROWN, WITH COMPARISONS**

Type and Variety	1	2	3	4	5	6	7	8	9	10
	----- TONS -----									
<b>RAISIN GRAPES:</b>										
BLACK CORINTH (ZANTES)	0.0	0.0	0.0	0.0	0.0	0.0	0.0	0.0	0.0	0.0
CANNER	0.0	0.0	0.0	0.0	0.0	0.0	0.0	0.0	0.0	0.0
DOVINE	0.0	0.0	0.0	0.0	0.0	0.0	0.0	0.0	0.0	0.0
FIESTA	0.0	0.0	0.0	0.0	0.0	0.0	0.0	0.0	0.0	0.0
SULTANAS	0.0	0.0	0.0	0.0	0.0	0.0	0.0	0.0	0.0	0.0
THOMPSON SEEDLESS	0.0	0.0	0.0	0.0	0.0	0.0	0.0	312.6	65.0	0.0
OTHER RAISIN <u>1/</u>	0.0	0.0	0.0	0.0	0.0	0.0	0.0	0.0	0.0	0.0
TOTAL RAISIN	0.0	0.0	0.0	0.0	0.0	0.0	0.0	312.6	65.0	0.0
<b>TABLE GRAPES:</b>										
ALMERIA	0.0	0.0	0.0	0.0	0.0	0.0	0.0	0.0	0.0	0.0
AUTUMN SEEDLESS	0.0	0.0	0.0	0.0	0.0	0.0	0.0	0.0	0.0	0.0
BEAUTY SLDS/BLK BEAUTY	0.0	0.0	0.0	0.0	0.0	0.0	0.0	0.0	0.0	0.0
BLACK HAMBURG	0.0	0.0	0.0	0.8	0.0	0.0	0.0	0.0	0.0	0.0
BLACK MONUKKA	0.0	0.0	0.0	0.0	0.0	0.0	0.0	0.0	0.0	0.0
BLACK PRINCE/ROSE OF PERU	0.0	0.0	0.0	0.0	0.0	14.1	0.0	0.0	0.0	0.0
BLACK SEEDLESS	0.0	0.0	0.0	0.0	0.0	0.0	0.0	0.0	0.0	0.0
CALMERIA	0.0	0.0	0.0	0.0	0.0	0.0	0.0	0.0	0.0	0.0
CARDINAL	0.0	0.0	0.0	0.0	0.0	0.0	0.0	0.0	0.0	0.0
CHRISTMAS ROSE	0.0	0.0	0.0	0.0	0.0	0.0	0.0	0.0	0.0	0.0
CRIMSON	0.0	0.0	0.0	0.0	0.0	0.0	0.0	0.0	0.0	0.0
DAWN SEEDLESS	0.0	0.0	0.0	0.0	0.0	0.0	0.0	0.0	0.0	0.0
EMPERATRIZ	0.0	0.0	0.0	0.0	0.0	0.0	0.0	0.0	0.0	0.0
EMPEROR	0.0	0.0	0.0	0.0	0.0	0.0	0.0	0.0	0.0	0.0
EXOTIC	0.0	0.0	0.0	0.0	0.0	0.0	0.0	0.0	0.0	0.0
FANTASY	0.0	0.0	0.0	0.0	0.0	0.0	0.0	0.0	0.0	0.0
FLAME SEEDLESS	0.0	0.0	0.0	0.0	0.0	0.0	0.0	0.0	0.0	0.0
FLAME TOKAY	0.0	0.0	0.0	0.0	0.0	0.5	0.0	0.0	0.0	0.0
GOLDEN MUSCAT	0.0	0.0	0.0	0.0	0.0	0.0	0.0	0.0	0.0	0.0
ITALIA	0.0	0.0	0.0	0.0	0.0	0.0	0.0	0.0	0.0	0.0
MAJESTIC	0.0	0.0	0.0	0.0	0.0	0.0	0.0	0.0	0.0	0.0
MARROO	0.0	0.0	0.0	0.0	0.0	0.0	0.0	0.0	0.0	0.0
OLIVETTE BLANCHE/LDY FNGR	0.0	0.0	0.0	0.0	0.0	0.0	0.0	0.0	0.0	0.0
PERLETTE	0.0	0.0	0.0	0.0	0.0	0.0	0.0	0.0	0.0	0.0
QUEEN	0.0	0.0	0.0	0.0	0.0	0.0	0.0	0.0	0.0	0.0
RED GLOBE/ROSE-ITO	0.0	0.0	0.0	0.0	0.0	0.0	0.0	0.0	0.0	0.0
RED MALAGA	0.0	0.0	0.0	0.0	0.0	0.0	0.0	0.0	0.0	0.0
RED SEEDLESS	0.0	0.0	0.0	0.0	0.0	0.0	0.0	0.0	0.0	0.0
RIBIER	0.0	0.0	0.0	0.0	0.0	0.0	0.0	0.0	0.0	0.0
ROGUE	0.0	0.0	0.0	0.0	0.0	0.0	0.0	0.0	0.0	0.0
RUBY SEEDLESS/KING RUBY	0.0	0.0	0.0	0.0	0.0	0.0	0.0	0.0	0.0	0.0
SUPERIOR SEEDLESS	0.0	0.0	0.0	0.0	0.0	0.0	0.0	0.0	0.0	0.0
WHITE MALAGA	0.0	0.0	0.0	0.0	0.0	0.0	0.0	0.0	0.0	0.0
PACKINGHOUSE CULLS	0.0	0.0	0.0	0.0	0.0	0.0	0.0	0.0	0.0	0.0
OTHER TABLE <u>1/</u>	0.0	0.0	0.0	0.0	0.0	0.0	0.0	0.0	0.0	0.0
TOTAL TABLE	0.0	0.0	0.0	0.8	0.0	14.6	0.0	0.0	0.0	0.0
<b>WINE GRAPES (WHITE):</b>										
BURGER	5.6	0.0	145.1	0.0	0.0	0.0	0.0	0.0	0.0	0.0
CHARDONNAY	23,508.2	1,980.6	71,456.4	36,357.7	5,855.2	7,909.2	82,280.5	52,702.5	6,917.3	1,686.5
CHASSELAS DORE	0.0	0.0	23.2	0.0	0.0	0.0	0.0	0.0	0.0	0.0
CHENIN BLANC	1,778.9	66.9	1,182.2	1,259.8	185.7	32.8	9,072.6	2,491.7	626.6	65.9
CORTESE	0.0	0.0	0.0	0.0	0.0	0.0	0.0	0.0	0.0	0.0
EMERALD RIESLING	0.0	0.0	0.0	0.0	0.0	0.0	0.0	0.0	0.0	0.0
FEHER SZAGOS	0.0	0.0	0.0	0.0	0.0	0.0	0.0	0.0	0.0	0.0
FLORA	48.7	0.0	0.0	36.8	0.0	0.0	0.0	0.0	0.0	2.5
FOLLE BLANCHE	0.0	0.0	15.6	0.0	0.0	0.0	0.0	0.0	0.0	0.0
FRENCH COLOMBARD	1,125.1	0.0	2,530.9	25.9	248.7	312.4	1,404.4	0.0	2,039.1	3.0
GEWURZTRAMINER	1,757.6	324.9	1,311.7	239.4	0.0	41.5	3,382.4	2,867.9	4.2	13.2
GRAY RIESLING	84.7	0.0	68.9	7.9	8.8	15.0	0.0	19.5	0.0	0.0
GRECO	0.0	0.0	0.0	0.0	0.0	0.0	1.9	0.0	0.0	1.3
GREEN HUNGARIAN	0.0	0.0	0.0	0.0	21.4	0.0	0.0	0.0	0.0	0.0
INZOLIA	0.0	0.0	0.0	0.0	0.0	0.0	1.9	0.0	0.0	0.0
KLEINBERGER	0.0	0.0	12.5	0.0	0.0	0.0	0.0	0.0	0.0	0.0
MALVASIA BIANCA	0.0	0.0	0.0	24.4	0.0	2.5	931.8	0.0	0.0	0.0
MARSANNE	8.7	0.0	42.2	9.1	0.0	22.1	58.1	53.1	0.0	14.2
MELON	0.0	0.0	45.6	0.0	0.0	0.0	0.0	0.0	0.0	0.0
MONTONICO	0.0	0.0	0.0	0.0	0.0	11.6	9.5	0.0	0.0	0.0
MUSCADELLE	0.0	0.0	4.8	0.0	0.0	0.0	0.0	0.0	0.0	0.0
MUSCAT BLANC/M CANELLI	148.6	267.5	142.4	186.3	0.0	14.9	1,390.0	911.5	5.7	102.3
MUSCAT OF ALEXANDRIA	0.0	0.0	1.6	0.0	0.0	0.0	0.0	0.0	0.0	5.4
MUSCAT ORANGE	0.0	0.0	0.3	0.0	0.0	0.0	58.9	48.5	12.9	82.1
PALOMINO/G CHASSELAS	0.0	0.0	14.9	0.0	0.0	111.3	0.0	0.0	0.0	0.0
PEDRO XIMENES	0.0	0.0	0.0	0.0	0.0	0.0	0.0	0.0	0.0	0.0
PEVERELLA	0.0	0.0	0.0	0.0	0.0	0.0	0.0	0.0	0.0	0.0
PINOT BLANC	134.9	0.0	437.9	435.8	0.0	14.9	3,128.7	656.6	0.0	0.0
PINOT GRIS	32.7	0.0	87.0	198.0	0.0	55.2	434.6	170.9	0.6	5.8
PRIMOTIVO DIEGO	0.0	0.0	0.0	0.0	0.0	0.0	0.0	0.0	0.0	0.0
ROUSANNE	4.0	0.0	13.9	0.7	0.0	1.6	46.0	140.8	0.0	11.8
SAUVIGNON BLANC	4,496.8	3,931.8	9,609.4	9,724.4	1,502.5	586.4	7,853.9	6,795.8	1,020.1	784.2
SAUVIGNON MUSQUE	0.0	0.0	78.4	59.2	0.0	0.0	0.0	0.0	0.0	0.0
SAUVIGNON VERT	0.0	0.0	24.2	16.2	0.0	0.0	0.0	0.0	0.0	0.0
SCHEUREBE	0.0	0.0	0.0	30.9	0.0	0.0	0.6	0.0	0.0	0.0
SEMILLON	164.7	254.4	828.9	1,157.5	0.0	442.4	973.6	699.9	212.6	80.1
ST. EMILION (UGNI BLANC)	0.0	0.0	0.0	0.0	0.0	69.2	0.0	0.0	0.0	0.0
SYLVANER	0.0	0.0	0.0	5.3	0.0	6.9	0.0	45.7	0.0	0.0
SYMPHONY	4.0	0.0	195.9	0.0	351.3	0.5	0.0	0.0	344.5	38.7
TOCAI FRIULANO	12.6	0.0	5.3	0.0	0.0	81.3	47.9	3.0	0.0	0.0
VERNACCIA	0.0	0.0	1.7	0.0	0.0	0.0	2.0	0.0	0.0	0.0
VIOGNIER	196.0	55.0	377.1	395.8	2.6	28.9	326.5	492.4	204.7	83.7
WHITE RIESLING	485.6	194.7	508.9	378.1	24.2	120.7	8,408.4	1,319.2	39.6	43.8
OTHER WHITE <u>1/</u>	47.2	0.0	51.9	9.6	0.0	56.6	112.3	32.2	2.1	11.7
TOTAL WHITE	34,044.6	7,075.8	89,218.8	50,558.8	8,200.4	9,937.9	119,926.5	69,451.2	11,430.0	3,036.2

**TABLE 2: TONS OF GRAPES CRUSHED BY CALIFORNIA PROCESSORS  
FROM THE 1997 CROP BY TYPE, VARIETY, AND REPORTING DISTRICT WHERE GROWN, WITH COMPARISONS**

Type and Variety	11	12	13	14	15	16	17	1997 State Total	1996 State Total
	----- TONS -----								
<b>RAISIN GRAPES:</b>									
BLACK CORINTH (ZANTES)	0.0	0.0	1,829.0	57.5	0.0	0.0	0.0	1,886.5	1,161.8
CANNER	15.8	741.6	971.3	0.0	0.0	0.0	0.0	1,728.7	0.0
DOVINE	0.0	0.0	0.0	2.5	0.0	0.0	0.0	2.5	0.0
FIESTA	0.0	0.0	14,745.2	0.0	0.0	0.0	0.0	14,745.2	9,937.6
SULTANAS	0.0	0.0	519.8	0.0	0.0	0.0	0.0	519.8	311.6
THOMPSON SEEDLESS	0.0	8,416.8	598,284.2	159,060.5	0.0	156.4	0.0	766,295.5	606,247.5
OTHER RAISIN 1/	0.0	0.0	493.1	0.0	0.0	0.0	0.0	493.1	0.0
TOTAL RAISIN	15.8	9,158.4	616,842.6	159,120.5	0.0	156.4	0.0	785,671.3	617,658.5
<b>TABLE GRAPES:</b>									
ALMERIA	0.0	0.0	0.0	12.9	0.0	0.0	0.0	12.9	1.7
AUTUMN SEEDLESS	0.0	0.0	0.0	0.0	0.0	0.0	0.0	0.0	813.8
BEAUTY SLD/BLK BEAUTY	0.0	0.0	149.2	33.7	0.0	0.0	0.0	182.9	0.0
BLACK HAMBURG	0.0	0.0	0.0	0.0	0.0	0.0	0.0	0.8	0.3
BLACK MONUKKA	0.0	0.0	226.7	0.0	0.0	0.0	0.0	226.7	1,064.8
BLACK PRINCE/ROSE OF PERU	0.0	0.0	0.0	0.0	25.9	0.0	0.0	40.0	0.0
BLACK SEEDLESS	0.0	0.0	0.0	602.4	0.0	0.0	0.0	602.4	768.0
CALMERIA	0.0	0.0	0.0	3,854.9	0.0	0.0	0.0	3,854.9	1,730.3
CARDINAL	0.0	0.0	0.0	201.0	0.0	0.0	0.0	201.0	1.8
CHRISTMAS ROSE	0.0	0.0	40.5	3,345.7	0.0	0.0	0.0	3,386.2	1,090.2
CRIMSON	0.0	0.0	163.0	137.0	0.0	0.0	0.0	300.0	168.8
DAWN SEEDLESS	0.0	0.0	0.0	1.4	0.0	0.0	0.0	1.4	0.0
EMPERATRIZ	0.0	0.0	0.0	1,044.5	0.0	0.0	0.0	1,044.5	1,235.6
EMPEROR	0.0	0.0	159.6	5,432.4	0.0	0.0	0.0	5,592.0	1,898.4
EXOTIC	0.0	0.0	0.0	425.0	0.0	0.0	0.0	425.0	421.6
FANTASY	0.0	0.0	97.5	361.1	0.0	0.0	0.0	458.6	217.3
FLAME SEEDLESS	0.0	0.0	4,244.4	18,344.7	0.0	4,626.1	0.0	27,215.2	22,450.9
FLAME TOKAY	39,075.3	0.0	0.0	0.0	0.0	0.0	0.0	39,075.8	18,962.8
GOLDEN MUSCAT	0.6	0.0	0.0	1,860.6	0.0	0.0	0.0	1,861.2	345.8
ITALIA	0.0	0.0	380.8	385.2	0.0	0.0	0.0	766.0	200.4
MAJESTIC	0.0	0.0	0.0	382.8	0.0	0.0	0.0	382.8	0.0
MARROO	0.0	0.0	0.0	0.0	0.0	0.0	0.0	0.0	4.7
OLIVETTE BLANCHE/LDY FNGR	0.0	0.0	0.0	16.4	0.0	0.0	0.0	16.4	81.7
PERLETTE	0.0	0.0	14.3	1,478.6	0.0	31.9	0.0	1,524.8	765.5
QUEEN	0.0	0.0	0.0	131.4	0.0	0.0	0.0	131.4	315.0
RED GLOBE/ROSE-ITO	0.0	0.0	77.9	18,753.1	0.0	0.0	0.0	18,831.0	4,675.1
RED MALAGA	0.0	0.0	28.3	0.0	0.0	0.0	0.0	28.3	8.4
RED SEEDLESS	0.0	0.0	0.0	706.5	0.0	0.0	0.0	706.5	637.7
RIBIER	0.0	98.4	408.9	2,554.6	0.0	0.0	0.0	3,061.9	1,818.9
ROGUE	0.0	0.0	0.0	3,859.0	0.0	0.0	0.0	3,859.0	983.6
RUBY SEEDLESS/KING RUBY	0.0	210.2	1,788.4	5,267.3	0.0	0.0	0.0	7,265.9	5,370.2
SUPERIOR SEEDLESS	0.0	0.0	0.0	1,460.0	0.0	0.0	0.0	1,460.0	895.2
WHITE MALAGA	0.0	0.0	5,709.7	4,965.5	4.5	0.0	0.0	10,679.7	8,208.9
PACKINGHOUSE CULLS	0.0	0.0	115.2	1,233.1	0.0	0.0	0.0	1,348.3	1,411.4
OTHER TABLE 1/	0.0	49.7	44,628.9	29,429.0	3,759.6	0.0	0.0	77,867.2	40,025.5
TOTAL TABLE	39,075.9	358.3	58,233.3	106,279.8	3,790.0	4,658.0	0.0	212,410.7	116,574.3
<b>WINE GRAPES (WHITE):</b>									
BURGER	14,961.9	4,390.9	645.9	9,724.7	78.7	0.0	0.0	29,952.8	25,069.9
CHARDONNAY	85,094.7	52,164.9	22,979.3	8,151.1	19.5	8,760.4	23,582.3	491,406.3	309,463.9
CHASSELAS DORE	0.0	0.0	0.0	0.0	37.7	0.0	0.0	60.9	0.0
CHENIN BLANC	9,377.2	15,489.0	90,999.5	31,800.2	0.0	230.3	6,051.3	170,710.6	159,878.3
CORTESE	0.0	0.0	0.0	0.0	0.0	18.2	0.0	18.2	8.1
EMERALD RIESLING	0.0	0.0	440.2	4,620.5	0.0	0.0	0.0	5,060.7	4,660.3
FEHER SZAGOS	0.0	0.0	52.1	0.0	0.0	0.0	0.0	52.1	48.3
FLORA	0.0	0.0	0.0	0.0	0.0	0.0	0.0	88.0	74.3
FOLLE BLANCHE	0.0	0.0	0.0	0.0	0.0	0.0	0.0	15.6	24.2
FRENCH COLOMBARD	19,093.0	49,457.1	306,240.8	92,222.1	0.0	0.0	379.5	475,082.0	427,737.6
GEWURZTRAMINER	0.0	0.0	0.0	0.0	0.0	14.9	0.0	9,957.7	7,912.0
GRAY RIESLING	165.8	0.0	0.0	0.0	0.0	0.0	0.0	370.6	518.1
GRECO	0.0	0.0	0.0	0.0	0.0	0.0	0.9	4.1	1.4
GREEN HUNGARIAN	0.0	193.2	0.0	188.8	0.0	0.0	0.0	403.4	325.1
INZOLIA	0.0	0.0	0.0	0.0	0.0	0.0	0.0	1.9	1.7
KLEINBERGER	0.0	0.0	0.0	0.0	0.0	0.0	0.0	12.5	6.6
MALVASIA BIANCA	2,757.2	8,826.0	2,955.5	1,809.5	0.0	0.0	0.0	17,306.9	15,586.7
MARSANNE	0.0	0.0	0.0	0.0	0.0	4.4	0.0	211.9	175.2
MELON	0.0	0.0	0.0	0.0	0.0	0.0	0.0	45.6	19.4
MONTONICO	0.0	0.0	0.0	0.0	0.0	0.0	0.0	21.1	8.8
MUSCADELLE	0.0	0.0	0.0	0.0	0.0	0.0	0.0	4.8	0.0
MUSCAT BLANC/M CANELLI	243.3	18.4	4,388.9	106.0	19.6	164.0	0.0	8,109.4	6,377.3
MUSCAT OF ALEXANDRIA	0.0	600.5	30,634.2	22,534.5	0.0	6.4	0.0	53,782.6	44,289.8
MUSCAT ORANGE	40.6	53.2	245.9	0.0	0.0	5.3	0.0	547.7	326.4
PALOMINO/G CHASSELAS	110.8	22.1	7,060.3	0.0	28.8	169.9	0.0	7,518.1	6,997.4
PEDRO XIMENES	0.0	0.0	0.0	0.0	9.9	0.0	0.0	9.9	39.0
PEVERELLA	0.0	0.0	0.0	0.0	0.0	0.0	0.0	0.0	0.3
PINOT BLANC	0.0	0.0	0.0	0.0	0.0	255.2	0.0	5,064.0	4,718.1
PINOT GRIS	26.4	0.0	17.5	72.2	0.0	35.5	0.0	1,136.4	457.0
PRIMITIVO DIEGO	0.0	0.0	0.0	0.0	0.0	0.0	0.0	0.0	15.5
ROUSANNE	0.0	0.0	0.0	0.0	0.0	12.5	0.0	231.3	133.7
SAUVIGNON BLANC	14,132.8	9,690.3	1,296.0	624.1	0.2	968.3	1,168.9	74,185.9	48,637.5
SAUVIGNON MUSQUE	0.0	0.0	0.0	0.0	0.0	0.0	0.0	137.6	107.2
SAUVIGNON VERT	0.0	0.0	0.0	0.0	0.0	0.0	0.0	40.4	32.7
SCHEUREBE	0.0	0.0	0.0	0.0	0.0	0.0	0.0	31.5	22.2
SEMILLON	1,763.4	1,111.2	254.3	1,156.1	0.0	15.9	112.8	9,227.8	6,774.5
ST. EMILION (UGNI BLANC)	0.0	0.0	2,444.7	33.0	0.0	0.0	0.0	2,546.9	2,258.6
SYLVANER	0.0	0.0	0.0	0.0	0.0	0.0	0.0	57.9	178.0
SYMPHONY	550.0	119.3	3,627.0	330.5	5.3	0.0	727.4	6,294.4	5,843.7
TOCAI FRIULANO	0.0	0.0	0.0	0.0	0.0	0.0	0.0	150.1	0.0
VERNACCIA	0.0	0.0	0.0	0.0	0.0	0.0	0.0	3.7	0.0
VIOGNIER	270.2	0.0	291.5	0.0	0.0	119.9	3.5	2,847.8	1,066.3
WHITE RIESLING	97.2	0.0	0.0	0.0	0.0	150.4	158.6	11,929.4	13,141.1
OTHER WHITE 1/	41.4	20,675.9	25,412.6	1,424.2	26.9	6.5	5.2	47,916.3	891.2
TOTAL WHITE	148,725.9	162,812.0	499,986.2	174,797.5	226.6	10,938.0	32,190.4	1,432,556.8	1,093,827.4

**TABLE 2: TONS OF GRAPES CRUSHED BY CALIFORNIA PROCESSORS  
FROM THE 1997 CROP BY TYPE, VARIETY, AND REPORTING DISTRICT WHERE GROWN, WITH COMPARISONS**

Type and Variety	1	2	3	4	5	6	7	8	9	10
	----- TONS -----									
<b>WINE GRAPES (RED):</b>										
AGLIANICO	0.0	0.0	0.0	0.0	0.0	0.0	0.0	6.0	0.0	6.4
ALEATICO	0.0	0.0	6.4	1.4	0.0	0.0	0.0	0.9	0.0	19.8
ALCANTÉ BOUSCHET	0.2	0.0	102.8	0.0	2.8	51.5	1.1	0.0	0.0	0.7
ALVARELHAO	0.0	0.0	0.0	0.0	0.0	0.0	0.0	0.0	0.0	0.5
AMERICA	0.0	0.0	0.0	0.0	0.0	0.0	0.0	0.0	0.0	1.0
ARAMON	0.0	0.0	67.8	0.0	0.0	0.0	0.0	0.0	0.0	0.0
BARBERA	73.8	25.0	116.3	36.8	0.0	10.6	82.3	116.9	854.2	607.2
BLACK MALVOISIE	0.0	0.0	0.0	0.0	0.0	0.0	0.0	0.0	0.0	0.0
CABERNET FRANC	330.7	214.3	2,497.5	3,450.3	2.8	173.2	1,111.5	687.3	15.4	296.3
CABERNET SAUVIGNON	6,912.9	3,790.5	29,046.4	42,306.6	1,888.3	2,488.5	22,843.6	19,730.7	2,741.2	1,367.4
CARIGNANE	4,813.2	0.0	976.2	75.7	184.2	822.8	15.8	2.0	0.0	11.3
CARMINE	0.0	0.0	10.0	0.0	0.0	0.0	0.0	0.0	0.0	0.0
CARNELIAN	0.0	0.0	0.0	0.0	0.0	0.0	0.0	0.0	0.0	0.0
CENTURIAN	0.0	0.0	15.9	0.0	0.0	0.0	0.0	0.0	0.0	0.0
CHARBONO	68.6	0.0	0.9	220.2	0.0	2.2	0.0	0.0	0.0	12.1
CINSAULT	16.9	0.0	40.7	1.0	0.0	10.2	26.3	14.2	0.0	4.4
COUNOISE	0.0	0.0	0.0	0.1	0.0	0.0	0.0	49.9	0.0	0.0
DOLCETTO	23.5	0.0	3.5	64.3	15.2	2.4	71.8	39.0	0.0	5.8
EARLY BURGUNDY	9.5	0.0	31.6	14.1	10.7	0.0	0.0	0.3	0.0	0.0
FREISA	0.0	0.0	0.0	0.0	0.0	1.6	11.7	6.1	0.0	7.8
GAMAY (NAPA)	322.6	204.5	1,033.8	1,724.4	992.8	0.0	1,384.3	605.9	0.0	0.0
GAMAY BEAUJOLAIS	45.4	0.0	0.0	1.8	0.0	0.0	239.3	219.6	0.0	0.0
GRENACHE	229.0	0.0	128.9	52.2	0.0	53.4	874.6	158.9	4,117.3	54.6
GRIGNOLINO	0.0	0.0	0.0	51.3	0.0	16.2	0.0	0.0	0.0	0.0
LAMBRUSCO	0.0	0.0	0.2	0.0	0.0	0.0	0.0	0.0	0.0	0.0
MALBEC	13.4	15.9	249.3	203.5	0.0	1.9	52.4	45.6	80.9	8.4
MATARO/MOURVEDRE	36.9	0.0	115.6	67.0	0.0	960.2	44.4	122.4	29.2	46.7
MERLOT	4,561.3	1,143.7	25,212.9	22,584.4	2,048.1	2,331.2	14,584.6	8,483.4	2,752.7	684.7
MEUNIER	25.8	0.0	606.8	415.0	0.0	0.0	0.0	0.0	0.0	0.0
MISSION	0.0	0.0	0.0	0.0	0.0	0.0	0.0	0.0	0.0	43.4
MUSCAT HAMBURG	0.0	0.0	0.0	0.0	0.0	0.0	11.9	0.0	0.0	17.0
NEBBIOLO	15.9	0.0	66.2	15.4	0.0	18.1	107.3	307.5	1.0	52.6
NEGRETTE	0.0	0.0	0.0	0.0	0.0	0.0	0.0	5.5	0.0	0.0
PETIT VERDOT	14.7	13.7	255.4	364.1	0.0	15.3	31.2	57.3	0.0	8.5
PETITE SIRAH	993.5	114.0	719.9	851.2	72.1	296.3	1,619.1	567.6	160.4	69.3
PFEFFER CABERNET	0.0	0.0	0.0	0.0	0.0	0.0	31.1	0.0	0.0	0.0
PINOT NOIR	3,527.5	0.0	17,384.0	9,502.1	157.4	465.3	11,180.9	5,315.2	24.2	24.9
PINOT ST GEORGE	0.0	0.0	56.5	0.0	0.0	0.0	23.3	0.0	0.0	0.0
PINOTAGE	0.0	0.0	0.0	11.7	0.0	0.0	0.0	0.0	0.0	11.1
PORTUGIESE BLAUER	3.6	0.0	2.9	9.1	0.0	0.0	0.0	0.0	0.0	2.9
PRIMOTIVO	0.0	0.0	11.1	10.9	0.0	0.0	0.4	0.0	0.0	6.9
REFOSCO/MONDEUSE	0.0	0.0	0.0	5.3	0.0	3.2	53.9	19.8	0.0	20.2
ROYALTY	0.0	0.0	0.0	0.0	0.0	0.0	0.0	0.0	0.0	0.0
RUBIRED	0.0	0.0	0.0	0.0	0.0	0.0	1.2	0.0	0.0	0.0
RUBY CABERNET	0.0	0.0	6.9	5.3	0.0	10.1	0.0	0.0	0.0	4.1
SALVADOR	0.0	0.0	0.0	0.0	0.0	3.4	0.0	0.0	0.0	0.0
SANGIOVETO/SANGIOVESE	370.5	12.8	1,287.8	1,648.1	58.3	147.2	354.7	439.1	93.0	429.5
SOUZAO	18.8	0.0	0.0	0.0	0.0	0.0	38.0	0.0	0.0	0.2
SYRAH/FRENCH SYRAH-SHIRAZ	695.6	89.4	1,265.3	589.9	22.4	86.2	714.2	1,889.2	869.8	338.5
TANNAT	0.0	0.0	0.9	0.0	0.0	0.0	0.0	0.0	0.0	0.0
TEMPRANILLO	0.0	0.0	57.6	0.5	0.0	0.0	0.0	0.0	59.3	9.4
TEROLDEGO	0.0	0.0	0.0	0.0	0.0	4.7	18.0	3.3	0.0	0.0
TINTA CAO	0.0	0.0	0.0	0.0	0.0	0.0	0.0	0.0	0.0	10.4
TINTA MADEIRA	0.0	0.0	0.0	0.0	0.0	0.0	0.0	0.0	0.0	0.0
TOURIGA	0.0	0.0	0.0	0.0	0.0	0.0	0.0	0.0	0.0	4.5
TROUSSEAU	0.0	0.0	0.0	0.0	0.0	0.0	25.4	0.0	0.0	0.0
VALDEPENAS	0.0	0.0	0.0	0.0	0.0	0.0	0.0	0.0	0.0	0.0
ZINFANDEL	7,775.8	2,309.9	16,770.8	9,272.2	740.3	1,768.3	6,907.1	8,766.4	27,863.8	7,327.8
OTHER RED 1/	39.8	0.8	357.8	101.8	0.0	4.1	5.5	179.8	52.6	95.1
<b>TOTAL RED</b>	<b>30,939.4</b>	<b>7,934.5</b>	<b>98,506.6</b>	<b>93,657.7</b>	<b>6,195.4</b>	<b>9,748.1</b>	<b>62,466.9</b>	<b>47,839.8</b>	<b>39,715.0</b>	<b>11,611.4</b>
<b>TOTAL WINE</b>	<b>64,984.0</b>	<b>15,010.3</b>	<b>187,725.4</b>	<b>144,216.5</b>	<b>14,395.8</b>	<b>19,686.0</b>	<b>182,393.4</b>	<b>117,291.0</b>	<b>51,145.0</b>	<b>14,647.6</b>
<b>TOTAL ALL VARIETIES</b>	<b>64,984.0</b>	<b>15,010.3</b>	<b>187,725.4</b>	<b>144,217.3</b>	<b>14,395.8</b>	<b>19,700.6</b>	<b>182,393.4</b>	<b>117,603.6</b>	<b>51,210.0</b>	<b>14,647.6</b>

**TABLE 2: TONS OF GRAPES CRUSHED BY CALIFORNIA PROCESSORS  
FROM THE 1997 CROP BY TYPE, VARIETY, AND REPORTING DISTRICT WHERE GROWN, WITH COMPARISONS**

Type and Variety	11	12	13	14	15	16	17	1997 State Total	1996 State Total
	-----TONS-----								
<b>WINE GRAPES (RED):</b>									
AGLIANICO	0.0	0.0	0.0	0.0	0.0	0.0	0.3	12.7	6.0
ALEATICO	0.0	0.0	127.8	0.0	3.3	0.0	0.3	159.9	164.3
ALICANTE BOUSCHET	297.3	29.7	495.0	892.1	80.4	43.5	0.0	1,997.1	1,770.3
ALVARELHAO	6.5	0.0	0.0	12.9	0.0	0.0	0.0	19.9	4.9
AMERICA	0.0	0.0	0.0	0.0	0.0	0.0	0.0	1.0	0.0
ARAMON	0.0	0.0	0.0	0.0	0.0	0.0	0.0	67.8	0.0
BARBERA	1,113.4	12,937.7	92,228.7	12,029.3	0.0	34.7	0.7	120,267.6	99,303.1
BLACK MALVOISIE	0.0	0.0	0.0	469.2	0.0	0.0	0.0	469.2	321.2
CABERNET FRANC	1,159.1	0.0	0.0	17.7	0.1	45.1	0.0	10,001.3	8,371.3
CABERNET SAUVIGNON	57,964.0	14,447.5	6,369.9	10,495.2	13.6	908.2	3,003.0	226,317.5	158,643.0
CARIGNANE	11,813.3	14,552.7	30,585.0	6,310.7	103.0	114.4	0.0	70,380.3	60,456.0
CARMINE	0.0	0.0	254.7	0.0	0.0	1.6	0.0	266.3	179.2
CARNELIAN	0.0	65.0	6,889.1	5,033.8	0.0	0.0	0.0	11,987.9	9,891.2
CENTURIAN	0.0	0.0	3,237.7	1.0	0.0	0.0	0.0	3,254.6	2,973.8
CHARBONO	0.0	0.0	0.0	0.0	0.0	0.0	0.0	304.0	257.7
CINSAULT	0.4	0.0	0.0	0.0	12.8	2.0	0.0	128.9	128.7
COUNOISE	0.0	0.0	0.0	0.0	0.0	0.0	0.0	50.0	0.0
DOLCETTO	0.0	0.0	0.0	0.0	0.0	24.8	0.0	250.3	218.8
EARLY BURGUNDY	2.2	0.0	0.0	0.0	0.0	0.0	0.0	68.4	56.1
FREISA	0.0	0.0	0.0	0.0	0.0	0.0	0.6	27.8	27.4
GAMAY (NAPA)	571.4	0.0	1,102.6	1,160.5	0.0	8.8	233.1	9,344.7	7,056.2
GAMAY BEAUJOLAIS	0.0	0.0	0.0	0.0	0.0	34.2	0.0	540.3	441.5
GRENACHE	540.0	18,553.1	77,227.9	18,383.8	425.5	13.5	0.5	120,813.2	102,593.8
GRIGNOLINO	0.0	0.0	0.0	0.0	0.0	0.0	0.0	67.5	48.6
LAMBRUSCO	0.0	0.0	361.0	0.0	0.0	0.0	0.0	361.2	289.6
MALBEC	152.7	0.0	0.0	10.7	0.0	0.0	0.0	834.7	325.4
MATARO/MOURVEDRE	3.7	6.7	0.0	0.0	117.4	145.6	0.0	1,695.8	1,345.6
MERLOT	47,379.1	29,231.6	22,725.1	9,817.9	3.5	888.3	7,274.8	201,707.3	104,041.1
MEUNIER	0.0	0.0	0.0	0.0	0.0	0.0	0.0	1,047.6	757.8
MISSION	0.0	1,989.7	2,078.3	0.0	810.0	125.2	0.0	5,046.6	3,834.5
MUSCAT HAMBURG	0.0	162.0	3.2	0.0	0.0	0.0	0.0	194.1	109.6
NEBBIOLO	0.0	0.0	1.3	0.0	0.0	104.4	2.0	691.7	362.2
NEGRETTE	0.0	0.0	0.0	0.0	0.0	0.0	0.0	5.5	0.0
PETIT VERDOT	0.0	0.0	0.0	10.9	0.0	1.6	0.0	772.7	545.9
PETITE SIRAH	980.6	532.0	411.8	366.9	0.0	58.2	497.7	8,310.6	7,155.5
PFEFFER CABERNET	0.0	0.0	0.0	0.0	0.0	0.0	0.0	31.1	27.0
PINOT NOIR	1.1	580.9	35.6	0.0	0.0	120.0	0.0	48,319.1	36,641.8
PINOT ST GEORGE	0.0	0.0	0.0	0.0	0.0	5.6	0.0	85.4	40.7
PINOTAGE	0.0	0.0	0.0	0.0	0.0	0.0	0.0	22.8	0.0
PORTUGIESER BLAUER	0.0	0.0	0.0	0.0	0.0	0.0	0.0	18.5	0.0
PRIMOTIVO	100.7	0.0	0.0	0.0	0.0	0.0	0.0	130.0	0.0
REFOSCO/MONDEUSE	0.0	0.0	0.2	0.0	0.0	0.0	0.0	102.6	106.5
ROYALTY	0.0	188.7	5,228.5	1,979.4	0.0	0.0	0.0	7,396.6	6,553.1
RUBIRED	359.4	5,675.9	58,092.8	30,918.1	279.8	3.5	0.0	95,330.7	83,553.3
RUBY CABERNET	99.1	11,769.1	34,618.1	12,019.3	0.0	0.0	0.0	58,532.0	52,745.1
SALVADOR	11.7	0.0	420.3	5,444.2	0.0	3.1	0.0	5,882.7	5,796.7
SANGIOVETO/SANGIOVESE	542.3	1,305.4	485.0	0.0	0.4	136.5	75.1	7,385.7	4,135.3
SOUZAO	17.1	0.0	78.6	6.7	0.0	0.0	0.0	159.4	83.6
SYRAH/FRENCH SYRAH-SHIRAZ	1,151.3	947.8	699.3	507.2	0.0	108.8	7.8	9,982.7	5,099.3
TANNAT	0.6	0.0	0.0	0.0	0.0	2.6	15.0	19.1	1.9
TEMPRANILLO	0.0	24.2	33.2	209.2	0.0	0.0	0.0	393.4	69.8
TEROLDEGO	0.0	0.0	0.0	0.0	0.0	0.3	0.0	26.3	8.3
TINTA CAO	1.8	0.0	3.8	30.2	0.0	0.0	0.0	46.2	30.5
TINTA MADEIRA	0.0	0.0	130.1	29.2	0.0	0.0	0.0	159.3	111.3
TOURIGA	48.3	0.0	21.1	13.2	0.0	0.0	0.0	87.1	65.3
TROUSSEAU	5.9	0.0	0.0	2.1	0.0	0.0	0.0	33.4	0.0
VALDEPENAS	170.0	620.4	91.3	477.5	0.0	0.0	0.0	1,359.2	919.4
ZINFANDEL	152,721.3	64,117.7	72,505.9	37,845.8	1,447.5	481.5	2,972.5	421,594.6	299,843.0
OTHER RED <sup>1/</sup>	147.0	350.2	2,003.4	2,656.7	132.3	67.7	5.8	6,200.4	11,041.6
<b>TOTAL RED</b>	<b>277,361.3</b>	<b>178,088.0</b>	<b>418,546.3</b>	<b>157,151.4</b>	<b>3,429.6</b>	<b>3,483.7</b>	<b>14,089.2</b>	<b>1,460,764.3</b>	<b>1,078,553.8</b>
<b>TOTAL WINE</b>	<b>426,087.2</b>	<b>340,900.0</b>	<b>918,532.5</b>	<b>331,948.9</b>	<b>3,656.2</b>	<b>14,421.7</b>	<b>46,279.6</b>	<b>2,893,321.1</b>	<b>2,172,381.2</b>
<b>TOTAL ALL VARIETIES</b>	<b>465,178.9</b>	<b>350,416.7</b>	<b>1,593,608.4</b>	<b>597,349.2</b>	<b>7,446.2</b>	<b>19,236.1</b>	<b>46,279.6</b>	<b>3,891,403.1</b>	<b>2,906,614.0</b>

<sup>1/</sup> Other categories include minor varieties as well as mixed varieties.



**TABLE 3: WEIGHTED AVERAGE DEGREES BRIX FOR ALL GRAPES CRUSHED BY CALIFORNIA PROCESSORS FROM THE 1997 CROP BY TYPE, VARIETY, AND REPORTING DISTRICT WHERE GROWN, WITH COMPARISONS**

Type and Variety	1	2	3	4	5	6	7	8	9	10	11	12	13	14	15	16	17	1997 State Total	1996 State Total
----- DEGREES BRIX -----																			
<b>RAISIN GRAPES:</b>																			
BLACK CORINTH (ZANTES)	0.0	0.0	0.0	0.0	0.0	0.0	0.0	0.0	0.0	0.0	0.0	0.0	22.6	27.5	0.0	0.0	0.0	22.8	24.1
CANNER	0.0	0.0	0.0	0.0	0.0	0.0	0.0	0.0	0.0	0.0	22.0	22.0	18.0	0.0	0.0	0.0	0.0	19.8	0.0
DOVINE	0.0	0.0	0.0	0.0	0.0	0.0	0.0	0.0	0.0	0.0	0.0	0.0	0.0	21.6	0.0	0.0	0.0	21.6	0.0
FIESTA	0.0	0.0	0.0	0.0	0.0	0.0	0.0	0.0	0.0	0.0	0.0	0.0	22.8	0.0	0.0	0.0	0.0	22.8	21.8
SULTANAS	0.0	0.0	0.0	0.0	0.0	0.0	0.0	0.0	0.0	0.0	0.0	0.0	20.1	0.0	0.0	0.0	0.0	20.1	21.4
THOMPSON SEEDLESS	0.0	0.0	0.0	0.0	0.0	0.0	0.0	26.2	14.2	0.0	0.0	0.0	20.8	21.3	21.5	0.0	22.5	0.0	21.4
OTHER RAISIN <u>1/</u>	0.0	0.0	0.0	0.0	0.0	0.0	0.0	0.0	0.0	0.0	0.0	0.0	19.6	0.0	0.0	0.0	0.0	19.6	0.0
TOTAL RAISIN	0.0	0.0	0.0	0.0	0.0	0.0	0.0	26.2	14.2	0.0	22.0	20.9	21.4	21.5	0.0	22.5	0.0	21.4	21.4
<b>TABLE GRAPES:</b>																			
ALMERIA	0.0	0.0	0.0	0.0	0.0	0.0	0.0	0.0	0.0	0.0	0.0	0.0	0.0	19.8	0.0	0.0	0.0	19.8	16.8
AUTUMN SEEDLESS	0.0	0.0	0.0	0.0	0.0	0.0	0.0	0.0	0.0	0.0	0.0	0.0	0.0	0.0	0.0	0.0	0.0	0.0	22.5
BEAUTY SLDS/BLK BEAUTY	0.0	0.0	0.0	0.0	0.0	0.0	0.0	0.0	0.0	0.0	0.0	0.0	20.4	23.5	0.0	0.0	0.0	21.0	0.0
BLACK HAMBURG	0.0	0.0	0.0	31.0	0.0	0.0	0.0	0.0	0.0	0.0	0.0	0.0	0.0	0.0	0.0	0.0	0.0	31.0	32.0
BLACK MONUKKA	0.0	0.0	0.0	0.0	0.0	0.0	0.0	0.0	0.0	0.0	0.0	0.0	21.8	0.0	0.0	0.0	0.0	21.8	20.4
BLACK PRINCE/ROSE OF PERU	0.0	0.0	0.0	0.0	0.0	23.0	0.0	0.0	0.0	0.0	0.0	0.0	0.0	0.0	25.0	0.0	0.0	24.3	0.0
BLACK SEEDLESS	0.0	0.0	0.0	0.0	0.0	0.0	0.0	0.0	0.0	0.0	0.0	0.0	0.0	19.7	0.0	0.0	0.0	19.7	22.9
CALMERIA	0.0	0.0	0.0	0.0	0.0	0.0	0.0	0.0	0.0	0.0	0.0	0.0	0.0	19.4	0.0	0.0	0.0	19.4	20.5
CARDINAL	0.0	0.0	0.0	0.0	0.0	0.0	0.0	0.0	0.0	0.0	0.0	0.0	0.0	21.5	0.0	0.0	0.0	21.5	21.5
CHRISTMAS ROSE	0.0	0.0	0.0	0.0	0.0	0.0	0.0	0.0	0.0	0.0	0.0	0.0	22.5	21.1	0.0	0.0	0.0	21.1	21.2
CRIMSON	0.0	0.0	0.0	0.0	0.0	0.0	0.0	0.0	0.0	0.0	0.0	0.0	21.1	16.3	0.0	0.0	0.0	18.9	19.0
DAWN SEEDLESS	0.0	0.0	0.0	0.0	0.0	0.0	0.0	0.0	0.0	0.0	0.0	0.0	0.0	24.0	0.0	0.0	0.0	24.0	0.0
EMPERATRIZ	0.0	0.0	0.0	0.0	0.0	0.0	0.0	0.0	0.0	0.0	0.0	0.0	0.0	20.3	0.0	0.0	0.0	20.3	18.4
EMPEROR	0.0	0.0	0.0	0.0	0.0	0.0	0.0	0.0	0.0	0.0	0.0	0.0	17.0	16.5	0.0	0.0	0.0	16.5	17.9
EXOTIC	0.0	0.0	0.0	0.0	0.0	0.0	0.0	0.0	0.0	0.0	0.0	0.0	0.0	20.2	0.0	0.0	0.0	20.2	21.3
FANTASY	0.0	0.0	0.0	0.0	0.0	0.0	0.0	0.0	0.0	0.0	0.0	0.0	22.4	22.4	0.0	0.0	0.0	22.4	23.3
FLAME SEEDLESS	0.0	0.0	0.0	0.0	0.0	0.0	0.0	0.0	0.0	0.0	0.0	0.0	22.5	22.2	0.0	20.8	0.0	22.0	22.3
FLAME TOKAY	0.0	0.0	0.0	0.0	0.0	21.4	0.0	0.0	0.0	0.0	16.7	0.0	0.0	0.0	0.0	0.0	0.0	16.7	18.2
GOLDEN MUSCAT	0.0	0.0	0.0	0.0	0.0	0.0	0.0	0.0	0.0	0.0	30.0	0.0	0.0	22.2	0.0	0.0	0.0	22.2	23.1
ITALIA	0.0	0.0	0.0	0.0	0.0	0.0	0.0	0.0	0.0	0.0	0.0	0.0	20.2	22.7	0.0	0.0	0.0	21.5	20.3
MAJESTIC	0.0	0.0	0.0	0.0	0.0	0.0	0.0	0.0	0.0	0.0	0.0	0.0	0.0	18.2	0.0	0.0	0.0	18.2	0.0
MARROO	0.0	0.0	0.0	0.0	0.0	0.0	0.0	0.0	0.0	0.0	0.0	0.0	0.0	0.0	0.0	0.0	0.0	0.0	23.0
OLIVETTE BLANCHE/LDY FNGR	0.0	0.0	0.0	0.0	0.0	0.0	0.0	0.0	0.0	0.0	0.0	0.0	0.0	19.0	0.0	0.0	0.0	19.0	16.2
PERLETTE	0.0	0.0	0.0	0.0	0.0	0.0	0.0	0.0	0.0	0.0	0.0	0.0	24.0	21.7	0.0	21.4	0.0	21.7	21.9
QUEEN	0.0	0.0	0.0	0.0	0.0	0.0	0.0	0.0	0.0	0.0	0.0	0.0	0.0	19.8	0.0	0.0	0.0	19.8	20.0
RED GLOBE/ROSE-ITO	0.0	0.0	0.0	0.0	0.0	0.0	0.0	0.0	0.0	0.0	0.0	0.0	20.6	20.3	0.0	0.0	0.0	20.3	20.5
RED MALAGA	0.0	0.0	0.0	0.0	0.0	0.0	0.0	0.0	0.0	0.0	0.0	0.0	18.9	0.0	0.0	0.0	0.0	18.9	20.2
RED SEEDLESS	0.0	0.0	0.0	0.0	0.0	0.0	0.0	0.0	0.0	0.0	0.0	0.0	0.0	20.5	0.0	0.0	0.0	20.5	19.9
RIBIER	0.0	0.0	0.0	0.0	0.0	0.0	0.0	0.0	0.0	0.0	0.0	17.6	20.9	19.1	0.0	0.0	0.0	19.3	20.2
ROGUE	0.0	0.0	0.0	0.0	0.0	0.0	0.0	0.0	0.0	0.0	0.0	0.0	0.0	18.5	0.0	0.0	0.0	18.5	20.3
RUBY SEEDLESS/KING RUBY	0.0	0.0	0.0	0.0	0.0	0.0	0.0	0.0	0.0	0.0	0.0	24.0	23.2	21.5	0.0	0.0	0.0	22.0	21.9
SUPERIOR SEEDLESS	0.0	0.0	0.0	0.0	0.0	0.0	0.0	0.0	0.0	0.0	0.0	0.0	0.0	19.5	0.0	0.0	0.0	19.5	18.7
WHITE MALAGA	0.0	0.0	0.0	0.0	0.0	0.0	0.0	0.0	0.0	0.0	0.0	0.0	20.3	17.7	23.0	0.0	0.0	19.1	20.2
PACKINGHOUSE CULLS	0.0	0.0	0.0	0.0	0.0	0.0	0.0	0.0	0.0	0.0	0.0	0.0	22.0	20.0	0.0	0.0	0.0	20.2	20.8
OTHER TABLE <u>1/</u>	0.0	0.0	0.0	0.0	0.0	0.0	0.0	0.0	0.0	0.0	0.0	23.7	21.9	21.2	23.9	0.0	0.0	21.7	21.7
TOTAL TABLE	0.0	0.0	0.0	31.0	0.0	22.9	0.0	0.0	0.0	0.0	16.7	22.2	21.8	20.6	23.9	20.8	0.0	20.2	20.9
<b>WINE GRAPES (WHITE):</b>																			
BURGER	17.6	0.0	16.1	0.0	0.0	0.0	0.0	0.0	0.0	15.8	16.0	16.7	14.7	21.1	0.0	0.0	0.0	15.5	15.6
CHARDONNAY	23.1	23.4	23.3	23.3	24.0	23.7	24.5	24.0	23.5	23.6	23.6	22.8	22.5	23.0	23.2	23.1	24.0	23.6	23.3
CHASSELAS DORE	0.0	0.0	21.0	0.0	0.0	0.0	0.0	0.0	0.0	0.0	0.0	0.0	0.0	0.0	0.0	23.0	0.0	22.2	0.0
CHEININ BLANC	21.4	22.1	20.8	22.5	22.9	22.0	21.8	22.4	21.7	23.0	20.8	21.0	19.8	19.3	0.0	21.8	21.1	20.1	20.2
CORTESE	0.0	0.0	0.0	0.0	0.0	0.0	0.0	0.0	0.0	0.0	0.0	0.0	0.0	0.0	0.0	22.0	0.0	22.0	22.1
EMERALD RIESLING	0.0	0.0	0.0	0.0	0.0	0.0	0.0	0.0	0.0	0.0	0.0	0.0	21.5	20.5	0.0	0.0	0.0	20.6	22.3
FEHER SZAGOS	0.0	0.0	0.0	0.0	0.0	0.0	0.0	0.0	0.0	0.0	0.0	0.0	19.3	0.0	0.0	0.0	0.0	19.3	21.2
FLORA	23.6	0.0	0.0	20.0	0.0	0.0	0.0	0.0	0.0	23.0	0.0	0.0	0.0	0.0	0.0	0.0	0.0	22.1	22.9
FOLLE BLANCHE	0.0	0.0	22.8	0.0	0.0	0.0	0.0	0.0	0.0	0.0	0.0	0.0	0.0	0.0	0.0	0.0	0.0	22.8	18.2
FRENCH COLOMBARD	21.1	0.0	20.3	23.6	23.7	21.0	21.6	0.0	21.0	23.6	21.4	21.2	21.1	20.7	0.0	0.0	19.5	21.0	20.9
GEWURZTRAMINER	22.5	23.8	23.8	22.0	0.0	22.9	23.1	23.1	22.3	23.7	0.0	0.0	0.0	0.0	0.0	21.8	0.0	23.1	23.0
GRAY RIESLING	24.3	0.0	24.5	19.2	21.6	20.0	0.0	21.9	0.0	0.0	23.1	0.0	0.0	0.0	0.0	0.0	0.0	23.3	21.1
GRECO	0.0	0.0	0.0	0.0	0.0	0.0	23.2	0.0	0.0	20.5	0.0	0.0	0.0	0.0	0.0	0.0	23.0	22.3	23.0
GREEN HUNGARIAN	0.0	0.0	0.0	0.0	19.9	0.0	0.0	0.0	0.0	0.0	0.0	19.5	0.0	19.1	0.0	0.0	0.0	19.3	20.5
INZOLIA	0.0	0.0	0.0	0.0	0.0	23.0	0.0	0.0	0.0	0.0	0.0	0.0	0.0	0.0	0.0	0.0	0.0	23.0	22.6
KLEINBERGER	0.0	0.0	20.5	0.0	0.0	0.0	0.0	0.0	0.0	0.0	0.0	0.0	0.0	0.0	0.0	0.0	0.0	20.5	21.2
MALVASIA BIANCA	0.0	0.0	0.0	22.6	0.0	20.0	22.7	0.0	0.0	0.0	18.0	18.9	21.5	23.7	0.0	0.0	0.0	19.9	20.0
MARSANNE	24.7	0.0	23.7	25.2	0.0	23.7	24.6	22.4	0.0	23.7	0.0	0.0	0.0	0.0	0.0	22.0	0.0	23.7	22.6
MELON	0.0	0.0	22.4	0.0	0.0	0.0	0.0	0.0	0.0	0.0	0.0	0.0	0.0	0.0	0.0	0.0	0.0	22.4	22.6
MONTONICO	0.0	0.0	0.0	0.0	0.0	22.1	22.0	0.0	0.0	0.0	0.0	0.0	0.0	0.0	0.0	0.0	0.0	22.1	22.0
MUSCADELLE	0.0	0.0	20.8	0.0	0.0	0.0	0.0	0.0	0.0	0.0	0.0	0.0	0.0	0.0	0.0	0.0	0.0	20.8	0.0
MUSCAT BLANC/M CANELLI	23.1	22.0	24.9	23.6	0.0	24.1	22.4	24.1	24.0	23.7	21.0	24.0	22.2	21.2	23.1	23.8	0.0	22.6	22.2
MUSCAT OF ALEXANDRIA	0.0	0.0	28.0	0.0	0.0	0.0	0.0	0.0	0.0	22.5	0.0	23.9	22.5	22.9	0.0	22.5	0.0	22	

**TABLE 3: WEIGHTED AVERAGE DEGREES BRIX FOR ALL GRAPES CRUSHED BY CALIFORNIA PROCESSORS FROM THE 1997 CROP BY TYPE, VARIETY, AND REPORTING DISTRICT WHERE GROWN, WITH COMPARISONS**

Type and Variety	1	2	3	4	5	6	7	8	9	10	11	12	13	14	15	16	17	1997 State Total	1996 State Total
	----- DEGREES BRIX -----																		
<b>WINE GRAPES (RED):</b>																			
AGLIANICO	0.0	0.0	0.0	0.0	0.0	0.0	0.0	23.8	0.0	22.8	0.0	0.0	0.0	0.0	0.0	23.0	23.3	23.3	19.7
ALEATICO	0.0	0.0	27.8	23.6	0.0	0.0	0.0	24.5	0.0	30.2	0.0	0.0	24.3	0.0	29.0	0.0	24.0	25.3	24.2
ALICANTE BOUSCHET	26.8	0.0	22.8	0.0	22.5	22.5	22.0	0.0	0.0	24.0	22.6	23.7	21.5	21.9	21.0	21.0	0.0	21.9	19.4
ALVARELHAO	0.0	0.0	0.0	0.0	0.0	0.0	0.0	0.0	0.0	28.2	23.9	0.0	0.0	21.4	0.0	0.0	0.0	22.4	23.4
AMERICA	0.0	0.0	0.0	0.0	0.0	0.0	0.0	0.0	0.0	24.5	0.0	0.0	0.0	0.0	0.0	0.0	0.0	24.5	0.0
ARAMON	0.0	0.0	24.6	0.0	0.0	0.0	0.0	0.0	0.0	0.0	0.0	0.0	0.0	0.0	0.0	0.0	0.0	24.6	0.0
BARBERA	24.3	24.7	25.1	23.6	0.0	25.2	24.6	24.4	20.4	25.4	24.0	23.7	23.2	23.3	0.0	24.1	24.0	23.2	23.1
BLACK MALVOISIE	0.0	0.0	0.0	0.0	0.0	0.0	0.0	0.0	0.0	0.0	0.0	0.0	0.0	22.5	0.0	0.0	0.0	22.5	23.5
CABERNET FRANC	23.8	24.6	24.8	24.6	24.5	24.2	24.4	24.6	22.8	23.2	25.3	0.0	0.0	25.7	24.0	23.7	0.0	24.6	23.7
CABERNET SAUVIGNON	23.7	23.6	24.7	24.5	23.8	24.2	24.5	24.6	24.4	23.7	24.0	24.4	23.3	23.9	23.4	24.1	24.6	24.3	23.5
CARIGNANE	23.2	0.0	23.9	24.7	23.2	23.8	25.0	24.5	0.0	23.6	23.5	23.4	23.1	22.9	24.1	23.6	0.0	23.2	22.6
CARMINE	0.0	0.0	27.3	0.0	0.0	0.0	0.0	0.0	0.0	0.0	0.0	0.0	0.0	23.5	0.0	0.0	22.4	0.0	23.6
CARNELIAN	0.0	0.0	0.0	0.0	0.0	0.0	0.0	0.0	0.0	0.0	0.0	25.4	24.2	24.3	0.0	0.0	0.0	24.2	23.3
CENTURIAN	0.0	0.0	24.9	0.0	0.0	0.0	0.0	0.0	0.0	0.0	0.0	0.0	0.0	23.7	22.0	0.0	0.0	23.7	23.7
CHARBONO	21.6	0.0	23.0	22.3	0.0	23.0	0.0	0.0	0.0	22.2	0.0	0.0	0.0	0.0	0.0	0.0	0.0	22.2	21.4
CINSULT	17.8	0.0	22.9	25.0	0.0	23.5	21.5	24.0	0.0	21.7	28.2	0.0	0.0	0.0	24.5	25.3	0.0	22.3	23.5
COUNOISE	0.0	0.0	0.0	23.5	0.0	0.0	0.0	23.2	0.0	0.0	0.0	0.0	0.0	0.0	0.0	0.0	0.0	23.2	0.0
DOLCETTO	25.3	0.0	23.4	22.0	19.0	21.9	25.0	19.6	0.0	22.2	0.0	0.0	0.0	0.0	0.0	24.0	0.0	22.8	22.3
EARLY BURGUNDY	25.3	0.0	23.0	23.5	23.3	0.0	0.0	22.0	0.0	0.0	27.5	0.0	0.0	0.0	0.0	0.0	0.0	23.6	23.4
FREISA	0.0	0.0	0.0	0.0	0.0	21.5	22.2	23.0	0.0	25.3	0.0	0.0	0.0	0.0	0.0	0.0	23.0	23.2	21.5
GAMAY (NAPA)	21.4	21.6	22.4	22.2	22.8	0.0	20.4	22.4	0.0	0.0	22.6	0.0	20.6	19.2	0.0	23.0	23.3	21.5	21.0
GAMAY BEAUJOLAIS	25.0	0.0	0.0	22.5	0.0	0.0	24.1	24.1	0.0	0.0	0.0	0.0	0.0	0.0	0.0	22.0	0.0	24.0	23.3
GRENACHE	23.9	0.0	24.7	25.2	0.0	25.1	22.7	24.7	19.2	24.6	21.8	20.0	20.7	20.8	24.2	23.8	24.8	20.6	20.6
GRIGNOLINO	0.0	0.0	0.0	24.0	0.0	25.0	0.0	0.0	0.0	0.0	0.0	0.0	0.0	0.0	0.0	0.0	0.0	24.2	23.2
LAMBRUSCO	0.0	0.0	23.5	0.0	0.0	0.0	0.0	0.0	0.0	0.0	0.0	0.0	21.1	0.0	0.0	0.0	0.0	21.1	22.5
MALBEC	25.7	23.6	23.6	23.6	0.0	23.7	22.8	23.1	27.0	24.2	24.6	0.0	0.0	23.1	0.0	0.0	0.0	24.1	22.7
MATARO/MOURVEDRE	17.0	0.0	24.1	25.9	0.0	24.1	23.4	23.6	20.2	24.2	25.3	22.0	0.0	0.0	24.4	23.7	0.0	23.9	23.7
MERLOT	24.2	23.5	24.6	24.3	24.2	24.3	24.1	23.9	24.0	23.9	24.2	23.5	23.0	23.7	22.7	23.6	24.0	24.0	23.2
MEUNIER	22.7	0.0	19.4	19.8	0.0	0.0	0.0	0.0	0.0	0.0	0.0	0.0	0.0	0.0	0.0	0.0	0.0	19.7	20.0
MISSION	0.0	0.0	0.0	0.0	0.0	0.0	0.0	0.0	0.0	24.3	0.0	23.6	23.3	0.0	25.2	24.8	0.0	23.7	23.8
MUSCAT HAMBURG	0.0	0.0	0.0	0.0	0.0	0.0	25.0	0.0	0.0	24.6	0.0	25.1	26.8	0.0	0.0	0.0	0.0	25.1	25.7
NEBBIOLO	24.0	0.0	23.4	24.8	0.0	23.5	24.3	24.5	23.5	22.8	0.0	0.0	21.0	0.0	0.0	24.3	23.0	24.2	23.6
NEGRETTE	0.0	0.0	0.0	0.0	0.0	0.0	24.1	24.4	0.0	25.4	0.0	0.0	0.0	0.0	0.0	0.0	0.0	25.4	0.0
PETIT VERDOT	23.8	24.2	23.9	24.4	0.0	23.8	22.5	24.6	0.0	23.3	0.0	0.0	0.0	23.8	0.0	23.0	0.0	24.1	23.3
PETITE SIRAH	23.3	23.8	24.3	24.1	24.9	24.2	24.7	25.1	24.7	23.6	25.0	24.7	24.2	21.9	0.0	23.5	24.3	24.3	23.4
PFEFFER CABERNET	0.0	0.0	0.0	0.0	0.0	0.0	23.1	0.0	0.0	0.0	0.0	0.0	0.0	0.0	0.0	0.0	0.0	23.1	22.7
PINOT NOIR	22.4	0.0	21.7	21.8	22.9	24.0	24.4	23.5	22.6	18.5	21.0	24.0	24.9	0.0	0.0	23.6	0.0	22.7	22.7
PINOT ST GEORGE	0.0	0.0	24.1	0.0	0.0	0.0	24.7	0.0	0.0	0.0	0.0	0.0	0.0	0.0	0.0	22.0	0.0	24.1	23.4
PINOTAGE	0.0	0.0	0.0	22.7	0.0	0.0	0.0	0.0	0.0	21.8	0.0	0.0	0.0	0.0	0.0	0.0	0.0	22.3	0.0
PORTUGIESE BLAUER	23.2	0.0	26.0	23.1	0.0	0.0	0.0	0.0	0.0	24.6	0.0	0.0	0.0	0.0	0.0	0.0	0.0	23.8	0.0
PRIMOTIVO	0.0	0.0	24.0	24.4	0.0	0.0	24.5	0.0	0.0	24.0	21.7	0.0	0.0	0.0	0.0	0.0	0.0	22.3	0.0
REFOSCO/MONDEUSE	0.0	0.0	0.0	22.8	0.0	22.9	21.9	21.5	0.0	25.1	0.0	0.0	24.0	0.0	0.0	0.0	0.0	22.5	22.7
ROYALTY	0.0	0.0	0.0	0.0	0.0	0.0	0.0	0.0	0.0	0.0	0.0	22.9	22.9	23.0	0.0	0.0	0.0	22.9	22.0
RUBIED	0.0	0.0	0.0	0.0	0.0	0.0	24.7	0.0	0.0	0.0	24.2	23.7	23.5	23.2	24.1	23.5	0.0	23.4	22.8
RUBY CABERNET	0.0	0.0	28.0	24.0	0.0	23.0	0.0	0.0	0.0	22.8	25.0	23.8	23.5	23.2	0.0	0.0	0.0	23.5	22.8
SALVADOR	0.0	0.0	0.0	0.0	0.0	22.5	0.0	0.0	0.0	0.0	27.0	0.0	22.4	23.2	0.0	20.0	0.0	23.1	22.5
SANGIOVETO/SANGIOVESE	24.7	23.1	24.1	24.2	24.2	22.8	23.5	23.7	23.1	24.2	23.8	22.2	22.2	0.0	24.0	23.6	25.8	23.6	23.4
SOUZAO	24.6	0.0	0.0	0.0	0.0	0.0	21.9	0.0	0.0	26.3	26.5	0.0	22.8	20.8	0.0	0.0	0.0	23.1	22.3
SYRAH/FRENCH SYRAH-SHIRAZ	23.9	21.8	24.4	24.3	23.9	24.2	24.0	24.4	24.8	24.4	24.3	26.7	22.8	22.8	0.0	23.8	23.5	24.4	23.7
TANNAT	0.0	0.0	23.6	0.0	0.0	0.0	0.0	0.0	0.0	25.2	0.0	0.0	0.0	0.0	0.0	23.0	26.2	25.6	23.7
TEMPRANILLO	0.0	0.0	22.6	23.6	0.0	0.0	0.0	0.0	24.6	26.2	0.0	21.8	22.7	22.1	0.0	0.0	0.0	22.7	23.0
TEROLDEGO	0.0	0.0	0.0	0.0	0.0	22.9	24.3	21.2	0.0	0.0	0.0	0.0	0.0	0.0	22.0	0.0	0.0	23.7	22.3
TINTA CAO	0.0	0.0	0.0	0.0	0.0	0.0	0.0	0.0	26.6	19.9	0.0	24.0	21.0	0.0	0.0	0.0	0.0	22.5	21.9
TINTA MADEIRA	0.0	0.0	0.0	0.0	0.0	0.0	0.0	0.0	0.0	0.0	0.0	23.5	19.9	0.0	0.0	0.0	0.0	22.8	23.8
TOURIGA	0.0	0.0	0.0	0.0	0.0	0.0	0.0	0.0	0.0	28.2	25.6	0.0	23.4	21.3	0.0	0.0	0.0	24.6	23.4
TROUSSEAU	0.0	0.0	0.0	0.0	0.0	22.8	0.0	0.0	0.0	22.4	0.0	0.0	22.2	0.0	0.0	0.0	0.0	22.7	0.0
VALDEPENAS	0.0	0.0	0.0	0.0	0.0	0.0	0.0	0.0	0.0	21.4	23.1	23.9	22.5	0.0	0.0	0.0	0.0	22.7	22.8
ZINFANDEL	22.2	19.4	22.9	22.0	19.2	24.2	20.6	21.5	17.6	22.9	19.8	18.9	18.3	18.7	24.5	21.7	19.8	19.5	19.7
OTHER RED <sup>1/</sup>	23.2	24.1	24.2	23.7	0.0	23.8	24.1	25.4	22.9	24.6	22.7	22.4	22.6	21.9	24.0	24.0	24.1	22.6	21.2
<b>TOTAL RED</b>	23.2	22.3	23.8	23.8	23.2	24.2	23.8	23.7	19.0	23.3	21.7	21.6	21.9	21.9	24.5	23.5	23.2	22.2	21.9
<b>TOTAL WINE</b>	23.0	22.7	23.4	23.6	23.4	23.8	23.9	23.7	19.8	23.3	21.8	21.5	21.4	21.2	24.3	23.1	23.3	22.0	21.7
<b>TOTAL ALL VARIETIES</b>	23.0	22.7	23.4	23.6	23.4	23.8	23.9	23.7	19.8	23.3	21.4	21.5	21.4	21.2	24.1	22.6	23.3	21.8	21.6

<sup>1/</sup> Other categories include minor varieties as well as mixed varieties.

**TABLE 4: TONS OF GRAPES PURCHASED FOR WINE, CONCENTRATE, JUICE, VINEGAR, AND BEVERAGE BRANDY  
BY CALIFORNIA PROCESSORS FROM THE 1997 CROP BY TYPE, VARIETY, AND REPORTING DISTRICT WHERE GROWN, WITH COMPARISONS**

Type and Variety	1	2	3	4	5	6	7	8	9	10
	----- TONS -----									
<b>RAISIN GRAPES:</b>										
BLACK CORINTH (ZANTES)	0.0	0.0	0.0	0.0	0.0	0.0	0.0	0.0	0.0	0.0
CANNER	0.0	0.0	0.0	0.0	0.0	0.0	0.0	0.0	0.0	0.0
FIESTA	0.0	0.0	0.0	0.0	0.0	0.0	0.0	0.0	0.0	0.0
SULTANAS	0.0	0.0	0.0	0.0	0.0	0.0	0.0	0.0	0.0	0.0
THOMPSON SEEDLESS	0.0	0.0	0.0	0.0	0.0	0.0	0.0	312.6	0.0	0.0
OTHER RAISIN <u>1/</u>	0.0	0.0	0.0	0.0	0.0	0.0	0.0	0.0	0.0	0.0
<b>TOTAL RAISIN</b>	<b>0.0</b>	<b>0.0</b>	<b>0.0</b>	<b>0.0</b>	<b>0.0</b>	<b>0.0</b>	<b>0.0</b>	<b>312.6</b>	<b>0.0</b>	<b>0.0</b>
<b>TABLE GRAPES:</b>										
AUTUMN SEEDLESS	0.0	0.0	0.0	0.0	0.0	0.0	0.0	0.0	0.0	0.0
BEAUTY SLDS/BLK BEAUTY	0.0	0.0	0.0	0.0	0.0	0.0	0.0	0.0	0.0	0.0
BLACK MONUKKA	0.0	0.0	0.0	0.0	0.0	0.0	0.0	0.0	0.0	0.0
BLACK PRINCE/ROSE OF PERU	0.0	0.0	0.0	0.0	0.0	14.1	0.0	0.0	0.0	0.0
BLACK SEEDLESS	0.0	0.0	0.0	0.0	0.0	0.0	0.0	0.0	0.0	0.0
CALMERIA	0.0	0.0	0.0	0.0	0.0	0.0	0.0	0.0	0.0	0.0
CARDINAL	0.0	0.0	0.0	0.0	0.0	0.0	0.0	0.0	0.0	0.0
CHRISTMAS ROSE	0.0	0.0	0.0	0.0	0.0	0.0	0.0	0.0	0.0	0.0
CRIMSON	0.0	0.0	0.0	0.0	0.0	0.0	0.0	0.0	0.0	0.0
EMPERATRIZ	0.0	0.0	0.0	0.0	0.0	0.0	0.0	0.0	0.0	0.0
EMPEROR	0.0	0.0	0.0	0.0	0.0	0.0	0.0	0.0	0.0	0.0
EXOTIC	0.0	0.0	0.0	0.0	0.0	0.0	0.0	0.0	0.0	0.0
FANTASY	0.0	0.0	0.0	0.0	0.0	0.0	0.0	0.0	0.0	0.0
FLAME SEEDLESS	0.0	0.0	0.0	0.0	0.0	0.0	0.0	0.0	0.0	0.0
FLAME TOKAY	0.0	0.0	0.0	0.0	0.0	0.5	0.0	0.0	0.0	0.0
GOLDEN MUSCAT	0.0	0.0	0.0	0.0	0.0	0.0	0.0	0.0	0.0	0.0
ITALIA	0.0	0.0	0.0	0.0	0.0	0.0	0.0	0.0	0.0	0.0
PERLETTE	0.0	0.0	0.0	0.0	0.0	0.0	0.0	0.0	0.0	0.0
QUEEN	0.0	0.0	0.0	0.0	0.0	0.0	0.0	0.0	0.0	0.0
RED GLOBE/ROSE-ITO	0.0	0.0	0.0	0.0	0.0	0.0	0.0	0.0	0.0	0.0
RED MALAGA	0.0	0.0	0.0	0.0	0.0	0.0	0.0	0.0	0.0	0.0
RED SEEDLESS	0.0	0.0	0.0	0.0	0.0	0.0	0.0	0.0	0.0	0.0
RIBIER	0.0	0.0	0.0	0.0	0.0	0.0	0.0	0.0	0.0	0.0
RUBY SEEDLESS/KING RUBY	0.0	0.0	0.0	0.0	0.0	0.0	0.0	0.0	0.0	0.0
SUPERIOR SEEDLESS	0.0	0.0	0.0	0.0	0.0	0.0	0.0	0.0	0.0	0.0
WHITE MALAGA	0.0	0.0	0.0	0.0	0.0	0.0	0.0	0.0	0.0	0.0
OTHER TABLE <u>1/</u>	0.0	0.0	0.0	0.0	0.0	0.0	0.0	0.0	0.0	0.0
<b>TOTAL TABLE</b>	<b>0.0</b>	<b>0.0</b>	<b>0.0</b>	<b>0.0</b>	<b>0.0</b>	<b>14.6</b>	<b>0.0</b>	<b>0.0</b>	<b>0.0</b>	<b>0.0</b>
<b>WINE GRAPES (WHITE):</b>										
BURGER	5.6	0.0	26.8	0.0	0.0	0.0	0.0	0.0	0.0	0.0
CHARDONNAY	19,300.1	1,185.4	50,443.2	21,862.0	5,765.4	5,616.5	42,233.5	26,089.2	5,653.0	1,435.0
CHASSELAS DORE	0.0	0.0	23.2	0.0	0.0	0.0	0.0	0.0	0.0	0.0
CHENIN BLANC	1,644.1	66.9	1,143.7	923.3	185.0	14.7	4,035.9	858.4	626.6	29.4
EMERALD RIESLING	0.0	0.0	0.0	0.0	0.0	0.0	0.0	0.0	0.0	0.0
FEHER SZAGOS	0.0	0.0	0.0	0.0	0.0	0.0	0.0	0.0	0.0	0.0
FLORA	8.6	0.0	0.0	36.8	0.0	0.0	0.0	0.0	0.0	0.0
FRENCH COLOMBARD	1,014.2	0.0	2,038.3	25.9	175.8	0.0	762.7	0.0	2,039.1	0.0
GEWURZTRAMINER	1,733.7	0.0	1,161.2	62.9	0.0	41.5	2,979.5	496.4	0.0	7.6
GRAY RIESLING	84.7	0.0	43.7	7.9	8.8	0.0	0.0	19.5	0.0	0.0
GRECO	0.0	0.0	0.0	0.0	0.0	0.0	1.9	0.0	0.0	0.0
GREEN HUNGARIAN	0.0	0.0	0.0	0.0	2.3	0.0	0.0	0.0	0.0	0.0
INZOLIA	0.0	0.0	0.0	0.0	0.0	0.0	1.9	0.0	0.0	0.0
KLEINBERGER	0.0	0.0	12.5	0.0	0.0	0.0	0.0	0.0	0.0	0.0
MALVASIA BIANCA	0.0	0.0	0.0	22.1	0.0	0.0	242.5	0.0	0.0	0.0
MARSANNE	0.8	0.0	24.3	0.0	0.0	22.0	50.3	9.6	0.0	5.3
MELON	0.0	0.0	45.6	0.0	0.0	0.0	0.0	0.0	0.0	0.0
MONTONICO	0.0	0.0	0.0	0.0	0.0	0.0	9.5	0.0	0.0	0.0
MUSCADELLE	0.0	0.0	4.8	0.0	0.0	0.0	0.0	0.0	0.0	0.0
MUSCAT BLANC/M CANELLI	143.2	241.1	120.5	154.4	0.0	7.8	578.1	778.9	5.7	63.8
MUSCAT OF ALEXANDRIA	0.0	0.0	0.0	0.0	0.0	0.0	0.0	0.0	0.0	5.4
MUSCAT ORANGE	0.0	0.0	0.3	0.0	0.0	0.0	18.7	45.4	12.9	79.0
PALOMINO/G CHASSELAS	0.0	0.0	14.9	0.0	0.0	111.3	0.0	0.0	0.0	0.0
PEDRO XIMENES	0.0	0.0	0.0	0.0	0.0	0.0	0.0	0.0	0.0	0.0
PINOT BLANC	134.9	0.0	406.5	254.9	0.0	8.9	1,627.7	462.1	0.0	0.0
PINOT GRIS	32.5	0.0	62.2	151.3	0.0	45.4	281.2	97.5	0.0	5.8
PRIMOTIVO DIEGO	0.0	0.0	0.0	0.0	0.0	0.0	0.0	0.0	0.0	0.0
ROUSANNE	4.0	0.0	13.9	0.0	0.0	1.6	46.0	52.7	0.0	7.3
SAUVIGNON BLANC	4,198.0	3,839.7	5,967.4	7,382.1	1,475.0	46.4	3,348.8	5,339.1	153.9	621.5
SAUVIGNON MUSQUE	0.0	0.0	78.4	54.9	0.0	0.0	0.0	0.0	0.0	0.0
SAUVIGNON VERT	0.0	0.0	24.2	3.1	0.0	0.0	0.0	0.0	0.0	0.0
SEMILLON	95.5	39.7	521.2	794.0	0.0	63.0	79.8	671.1	0.0	47.6
ST. EMILION (UGNI BLANC)	0.0	0.0	0.0	0.0	0.0	0.0	0.0	0.0	0.0	0.0
SYLVANER	0.0	0.0	0.0	0.0	0.0	6.9	0.0	40.9	0.0	0.0
SYMPHONY	0.0	0.0	195.9	0.0	351.3	0.0	0.0	0.0	315.7	38.7
TOCAI FRIULANO	12.6	0.0	5.3	0.0	0.0	81.3	47.9	3.0	0.0	0.0
VERNACCIA	0.0	0.0	0.0	0.0	0.0	0.0	2.0	0.0	0.0	0.0
VIOGNIER	137.4	34.7	281.9	88.7	2.6	28.9	232.6	197.2	0.0	59.6
WHITE RIESLING	449.4	194.7	491.6	294.1	0.0	4.0	5,815.4	811.4	0.0	18.2
OTHER WHITE <u>1/</u>	46.5	0.0	35.2	9.6	0.0	26.5	50.4	0.0	2.1	11.7
<b>TOTAL WHITE</b>	<b>29,045.8</b>	<b>5,602.2</b>	<b>63,186.7</b>	<b>32,128.0</b>	<b>7,966.2</b>	<b>6,126.7</b>	<b>62,446.3</b>	<b>35,972.4</b>	<b>8,809.0</b>	<b>2,435.9</b>

**TABLE 4: TONS OF GRAPES PURCHASED FOR WINE, CONCENTRATE, JUICE, VINEGAR, AND BEVERAGE BRANDY  
BY CALIFORNIA PROCESSORS FROM THE 1997 CROP BY TYPE, VARIETY, AND REPORTING DISTRICT WHERE GROWN, WITH COMPARISONS**

Type and Variety	11	12	13	14	15	16	17	1997 State Total	1996 State Total
	----- TONS -----								
<b>RAISIN GRAPES:</b>									
BLACK CORINTH (ZANTES)	0.0	0.0	1,813.5	57.5	0.0	0.0	0.0	1,871.0	1,153.0
CANNER	15.8	741.6	971.0	0.0	0.0	0.0	0.0	1,728.4	0.0
FIESTA	0.0	0.0	10,352.0	0.0	0.0	0.0	0.0	10,352.0	5,587.9
SULTANAS	0.0	0.0	514.1	0.0	0.0	0.0	0.0	514.1	308.7
THOMPSON SEEDLESS	0.0	6,865.6	570,434.5	76,938.6	0.0	156.4	0.0	654,707.7	536,066.5
OTHER RAISIN <u>1/</u>	0.0	0.0	492.0	0.0	0.0	0.0	0.0	492.0	0.0
TOTAL RAISIN	15.8	7,607.2	584,577.1	76,996.1	0.0	156.4	0.0	669,665.2	543,116.1
<b>TABLE GRAPES:</b>									
AUTUMN SEEDLESS	0.0	0.0	0.0	0.0	0.0	0.0	0.0	0.0	813.8
BEAUTY SLDS/BLK BEAUTY	0.0	0.0	149.2	0.0	0.0	0.0	0.0	149.2	0.0
BLACK MONUKKA	0.0	0.0	194.1	0.0	0.0	0.0	0.0	194.1	232.3
BLACK PRINCE/ROSE OF PERU	0.0	0.0	0.0	0.0	25.9	0.0	0.0	40.0	0.0
BLACK SEEDLESS	0.0	0.0	0.0	36.6	0.0	0.0	0.0	36.6	389.2
CALMERIA	0.0	0.0	0.0	0.0	0.0	0.0	0.0	0.0	273.6
CARDINAL	0.0	0.0	0.0	146.3	0.0	0.0	0.0	146.3	0.0
CHRISTMAS ROSE	0.0	0.0	0.0	396.1	0.0	0.0	0.0	396.1	203.3
CRIMSON	0.0	0.0	0.0	0.0	0.0	0.0	0.0	0.0	62.7
EMPERATRIZ	0.0	0.0	0.0	619.6	0.0	0.0	0.0	619.6	161.1
EMPEROR	0.0	0.0	117.8	0.0	0.0	0.0	0.0	117.8	247.6
EXOTIC	0.0	0.0	0.0	242.7	0.0	0.0	0.0	242.7	250.4
FANTASY	0.0	0.0	47.4	254.7	0.0	0.0	0.0	302.1	33.8
FLAME SEEDLESS	0.0	0.0	2,831.0	8,777.7	0.0	4,626.1	0.0	16,234.8	14,764.9
FLAME TOKAY	39,024.7	0.0	0.0	0.0	0.0	0.0	0.0	39,025.2	18,955.8
GOLDEN MUSCAT	0.6	0.0	0.0	14.7	0.0	0.0	0.0	15.3	0.0
ITALIA	0.0	0.0	380.8	0.0	0.0	0.0	0.0	380.8	29.0
PERLETTE	0.0	0.0	0.0	1,015.6	0.0	31.9	0.0	1,047.5	762.1
QUEEN	0.0	0.0	0.0	92.3	0.0	0.0	0.0	92.3	292.2
RED GLOBE/ROSE-ITO	0.0	0.0	54.8	1,911.6	0.0	0.0	0.0	1,966.4	558.0
RED MALAGA	0.0	0.0	28.3	0.0	0.0	0.0	0.0	28.3	8.4
RED SEEDLESS	0.0	0.0	0.0	6.3	0.0	0.0	0.0	6.3	174.6
RIBIER	0.0	98.4	329.6	442.5	0.0	0.0	0.0	870.5	427.4
RUBY SEEDLESS/KING RUBY	0.0	209.9	1,769.5	1,444.6	0.0	0.0	0.0	3,424.0	3,547.4
SUPERIOR SEEDLESS	0.0	0.0	0.0	1,455.0	0.0	0.0	0.0	1,455.0	891.6
WHITE MALAGA	0.0	0.0	5,431.4	2,387.1	4.5	0.0	0.0	7,823.0	6,346.3
OTHER TABLE <u>1/</u>	0.0	49.1	43,977.0	28,269.2	3,754.9	0.0	0.0	76,050.2	39,643.7
TOTAL TABLE	39,025.3	357.4	55,310.9	47,512.6	3,785.3	4,658.0	0.0	150,664.1	89,069.2
<b>WINE GRAPES (WHITE):</b>									
BURGER	14,869.4	0.0	620.9	9,250.5	78.7	0.0	0.0	24,851.9	22,303.1
CHARDONNAY	83,311.3	31,885.7	20,561.7	4,949.3	0.7	5,934.8	22,675.7	348,902.5	215,846.5
CHASSELAS DORE	0.0	0.0	0.0	0.0	37.7	0.0	0.0	60.9	0.0
CHENIN BLANC	9,025.3	15,361.4	90,475.7	31,743.6	0.0	18.4	6,011.4	162,163.8	149,021.8
EMERALD RIESLING	0.0	0.0	438.2	4,580.5	0.0	0.0	0.0	5,018.7	4,631.2
FEHER SZAGOS	0.0	0.0	27.9	0.0	0.0	0.0	0.0	27.9	47.6
FLORA	0.0	0.0	0.0	0.0	0.0	0.0	0.0	45.4	36.9
FRENCH COLOMBARD	18,903.9	48,825.5	298,203.3	84,489.0	0.0	0.0	379.5	456,857.2	414,363.9
GEWURZTRAMINER	0.0	0.0	0.0	0.0	0.0	0.0	0.0	6,482.8	4,609.6
GRAY RIESLING	165.0	0.0	0.0	0.0	0.0	0.0	0.0	329.6	283.8
GRECO	0.0	0.0	0.0	0.0	0.0	0.0	0.0	1.9	1.4
GREEN HUNGARIAN	0.0	167.1	0.0	188.8	0.0	0.0	0.0	358.2	325.1
INZOLIA	0.0	0.0	0.0	0.0	0.0	0.0	0.0	1.9	1.4
KLEINBERGER	0.0	0.0	0.0	0.0	0.0	0.0	0.0	12.5	6.6
MALVASIA BIANCA	2,749.1	3,410.2	2,911.4	1,804.9	0.0	0.0	0.0	11,140.2	11,303.9
MARSAANNE	0.0	0.0	0.0	0.0	0.0	0.0	0.0	112.3	98.3
MELON	0.0	0.0	0.0	0.0	0.0	0.0	0.0	45.6	17.4
MONTONICO	0.0	0.0	0.0	0.0	0.0	0.0	0.0	9.5	0.0
MUSCADELLE	0.0	0.0	0.0	0.0	0.0	0.0	0.0	4.8	0.0
MUSCAT BLANC/M CANELLI	238.3	18.4	4,285.2	106.0	0.0	59.1	0.0	6,800.5	5,235.0
MUSCAT OF ALEXANDRIA	0.0	600.5	29,942.7	18,970.4	0.0	6.4	0.0	49,525.4	41,757.4
MUSCAT ORANGE	40.6	53.2	134.3	0.0	0.0	0.0	0.0	384.4	291.2
PALOMINO/G CHASSELAS	110.8	21.7	6,139.7	0.0	28.8	155.7	0.0	6,582.9	6,427.4
PEDRO XIMENES	0.0	0.0	0.0	0.0	9.9	0.0	0.0	9.9	39.0
PINOT BLANC	0.0	0.0	0.0	0.0	0.0	131.4	0.0	3,026.4	2,872.4
PINOT GRIS	26.4	0.0	0.0	0.0	0.0	0.0	0.0	702.3	273.8
PRIMOTIVO DIEGO	0.0	0.0	0.0	0.0	0.0	0.0	0.0	0.0	14.4
ROUSANNE	0.0	0.0	0.0	0.0	0.0	2.0	0.0	127.5	44.8
SAUVIGNON BLANC	13,922.5	7,041.8	1,216.6	624.1	0.0	354.6	1,167.3	56,698.8	36,880.4
SAUVIGNON MUSQUE	0.0	0.0	0.0	0.0	0.0	0.0	0.0	133.3	103.4
SAUVIGNON VERT	0.0	0.0	0.0	0.0	0.0	0.0	0.0	27.3	19.4
SEMILLON	1,763.4	1,110.5	254.3	1,156.1	0.0	10.4	28.5	6,635.1	5,019.8
ST. EMILION (UGNI BLANC)	0.0	0.0	2,439.3	33.0	0.0	0.0	0.0	2,472.3	2,190.3
SYLVANER	0.0	0.0	0.0	0.0	0.0	0.0	0.0	47.8	44.3
SYMPHONY	541.6	118.5	3,595.6	328.8	0.0	0.0	715.8	6,201.9	5,751.9
TOCAI FRIULANO	0.0	0.0	0.0	0.0	0.0	0.0	0.0	150.1	0.0
VERNACCIA	0.0	0.0	0.0	0.0	0.0	0.0	0.0	2.0	0.0
VIOGNIER	247.7	0.0	277.9	0.0	0.0	14.3	3.5	1,607.0	594.9
WHITE RIESLING	19.8	0.0	0.0	0.0	0.0	23.7	0.0	8,122.3	9,893.2
OTHER WHITE <u>1/</u>	0.0	4,923.7	7,978.6	143.9	26.9	0.0	0.0	13,255.1	755.2
TOTAL WHITE	145,935.1	113,538.2	469,503.3	158,368.9	182.7	6,710.8	30,981.7	1,178,939.9	941,106.7

**TABLE 4: TONS OF GRAPES PURCHASED FOR WINE, CONCENTRATE, JUICE, VINEGAR, AND BEVERAGE BRANDY BY CALIFORNIA PROCESSORS FROM THE 1997 CROP BY TYPE, VARIETY, AND REPORTING DISTRICT WHERE GROWN, WITH COMPARISONS**

Type and Variety	1	2	3	4	5	6	7	8	9	10
	----- TONS -----									
<b>WINE GRAPES (RED):</b>										
AGLIANICO	0.0	0.0	0.0	0.0	0.0	0.0	0.0	0.0	0.0	3.3
ALEATICO	0.0	0.0	6.4	1.4	0.0	0.0	0.0	0.9	0.0	0.0
ALCANTÉ BOUSCHET	0.2	0.0	81.9	0.0	2.8	38.6	0.0	0.0	0.0	0.7
ALVARELHAO	0.0	0.0	0.0	0.0	0.0	0.0	0.0	0.0	0.0	0.5
AMERICA	0.0	0.0	0.0	0.0	0.0	0.0	0.0	0.0	0.0	1.0
ARAMON	0.0	0.0	67.8	0.0	0.0	0.0	0.0	0.0	0.0	0.0
BARBERA	73.8	0.0	84.8	35.8	0.0	10.6	32.3	89.3	1.9	333.5
BLACK MALVOISIE	0.0	0.0	0.0	0.0	0.0	0.0	0.0	0.0	0.0	0.0
CABERNET FRANC	260.4	201.0	1,557.4	1,949.7	0.0	65.5	718.4	514.0	5.6	179.0
CABERNET SAUVIGNON	6,248.8	3,146.5	18,791.5	30,460.9	1,823.7	1,091.1	17,219.2	17,820.6	2,041.7	1,040.3
CARIGNANE	4,677.0	0.0	868.6	75.4	184.2	791.4	15.8	2.0	0.0	11.3
CARMINE	0.0	0.0	0.0	0.0	0.0	0.0	0.0	0.0	0.0	0.0
CARNELIAN	0.0	0.0	0.0	0.0	0.0	0.0	0.0	0.0	0.0	0.0
CENTURIAN	0.0	0.0	15.9	0.0	0.0	0.0	0.0	0.0	0.0	0.0
CHARBONO	68.6	0.0	0.9	212.7	0.0	0.0	0.0	0.0	0.0	12.0
CINSAULT	0.6	0.0	14.5	1.0	0.0	10.2	0.0	0.0	0.0	3.1
COUNOISE	0.0	0.0	0.0	0.0	0.0	0.0	0.0	38.8	0.0	0.0
DOLCETTO	23.5	0.0	0.7	17.0	5.0	2.4	34.8	38.2	0.0	0.3
EARLY BURGUNDY	9.5	0.0	10.7	14.1	10.7	0.0	0.0	0.3	0.0	0.0
FREISA	0.0	0.0	0.0	0.0	0.0	1.6	9.3	6.1	0.0	0.0
GAMAY (NAPA)	322.1	204.5	771.4	1,666.0	980.2	0.0	928.6	579.2	0.0	0.0
GAMAY BEAUJOLAIS	45.4	0.0	0.0	0.0	0.0	0.0	239.3	153.6	0.0	0.0
GRENACHE	170.4	0.0	69.9	15.5	0.0	48.9	464.4	70.6	4,087.5	35.9
LAMBRUSCO	0.0	0.0	0.2	0.0	0.0	0.0	0.0	0.0	0.0	0.0
MALBEC	0.0	0.0	110.1	155.3	0.0	1.9	7.5	40.3	0.9	8.4
MATARO/MOURVEDRE	5.4	0.0	46.5	29.6	0.0	938.3	22.3	62.2	0.9	38.3
MERLOT	4,187.9	1,101.8	17,906.5	15,977.8	1,965.4	2,094.4	9,508.4	5,769.3	2,578.7	421.2
MEUNIER	11.6	0.0	363.1	214.4	0.0	0.0	0.0	0.0	0.0	0.0
MISSION	0.0	0.0	0.0	0.0	0.0	0.0	0.0	0.0	0.0	40.8
MUSCAT HAMBURG	0.0	0.0	0.0	0.0	0.0	0.0	11.9	0.0	0.0	12.4
NEBBIOLO	10.3	0.0	8.6	4.8	0.0	18.1	98.0	109.4	1.0	12.8
NEGRETTE	0.0	0.0	0.0	0.0	0.0	0.0	0.0	5.5	0.0	0.0
PETIT VERDOT	9.4	0.0	136.2	164.5	0.0	7.8	0.5	55.8	0.0	3.2
PETITE SIRAH	919.6	11.0	355.7	682.0	72.1	45.7	379.0	373.7	159.9	38.5
PFEFFER CABERNET	0.0	0.0	0.0	0.0	0.0	0.0	13.5	0.0	0.0	0.0
PINOT NOIR	2,449.9	0.0	10,786.6	6,406.6	157.4	368.3	8,731.8	3,553.6	14.8	19.0
PINOT ST GEORGE	0.0	0.0	56.5	0.0	0.0	0.0	0.0	0.0	0.0	0.0
PINOTAGE	0.0	0.0	0.0	11.1	0.0	0.0	0.0	0.0	0.0	11.1
PORTUGIESER BLAUER	3.6	0.0	2.9	9.1	0.0	0.0	0.0	0.0	0.0	2.9
PRIMOTIVO	0.0	0.0	11.1	0.0	0.0	0.0	0.4	0.0	0.0	6.9
REFOSCO/MONDEUSE	0.0	0.0	0.0	0.5	0.0	3.2	53.9	19.8	0.0	0.0
ROYALTY	0.0	0.0	0.0	0.0	0.0	0.0	0.0	0.0	0.0	0.0
RUBIRED	0.0	0.0	0.0	0.0	0.0	0.0	1.2	0.0	0.0	0.0
RUBY CABERNET	0.0	0.0	0.0	0.0	0.0	0.0	0.0	0.0	0.0	0.6
SALVADOR	0.0	0.0	0.0	0.0	0.0	0.0	0.0	0.0	0.0	0.0
SANGIOVETO/SANGIOVESE	296.2	0.0	775.6	871.8	6.2	78.5	268.1	256.0	85.6	167.8
SOUZAO	0.0	0.0	0.0	0.0	0.0	0.0	18.5	0.0	0.0	0.2
SYRAH/FRENCH SYRAH-SHIRAZ	482.9	89.4	1,064.7	377.4	8.7	50.9	550.3	1,298.1	112.9	196.1
TANNAT	0.0	0.0	0.9	0.0	0.0	0.0	0.0	0.0	0.0	0.0
TEMPRANILLO	0.0	0.0	46.1	0.5	0.0	0.0	0.0	0.0	0.0	2.3
TEROLDEGO	0.0	0.0	0.0	0.0	0.0	4.7	18.0	0.0	0.0	0.0
TINTA CAO	0.0	0.0	0.0	0.0	0.0	0.0	0.0	0.0	0.0	10.4
TINTA MADEIRA	0.0	0.0	0.0	0.0	0.0	0.0	0.0	0.0	0.0	0.0
TOURIGA	0.0	0.0	0.0	0.0	0.0	0.0	0.0	0.0	0.0	4.5
TROUSSEAU	0.0	0.0	0.0	0.0	0.0	0.0	25.4	0.0	0.0	0.0
VALDEPENAS	0.0	0.0	0.0	0.0	0.0	0.0	0.0	0.0	0.0	0.0
ZINFANDEL	7,425.1	1,095.5	13,673.8	6,881.2	707.1	1,381.5	2,199.9	6,934.1	22,084.6	6,818.9
OTHER RED <u>1/</u>	38.5	0.3	179.5	15.8	0.0	4.1	5.5	118.5	52.1	52.0
<b>TOTAL RED</b>	<b>27,740.7</b>	<b>5,850.0</b>	<b>67,867.0</b>	<b>66,251.9</b>	<b>5,923.5</b>	<b>7,057.7</b>	<b>41,576.2</b>	<b>37,909.9</b>	<b>31,228.1</b>	<b>9,489.2</b>
<b>TOTAL WINE</b>	<b>56,786.5</b>	<b>11,452.2</b>	<b>131,053.7</b>	<b>98,379.9</b>	<b>13,889.7</b>	<b>13,184.4</b>	<b>104,022.5</b>	<b>73,882.3</b>	<b>40,037.1</b>	<b>11,925.1</b>
<b>TOTAL ALL VARIETIES</b>	<b>56,786.5</b>	<b>11,452.2</b>	<b>131,053.7</b>	<b>98,379.9</b>	<b>13,889.7</b>	<b>13,199.0</b>	<b>104,022.5</b>	<b>74,194.9</b>	<b>40,037.1</b>	<b>11,925.1</b>

**TABLE 4: TONS OF GRAPES PURCHASED FOR WINE, CONCENTRATE, JUICE, VINEGAR, AND BEVERAGE BRANDY  
BY CALIFORNIA PROCESSORS FROM THE 1997 CROP BY TYPE, VARIETY, AND REPORTING DISTRICT WHERE GROWN, WITH COMPARISONS**

Type and Variety	11	12	13	14	15	16	17	1997 State Total	1996 State Total
	----- TONS -----								
<b>WINE GRAPES (RED):</b>									
AGLIANICO	0.0	0.0	0.0	0.0	0.0	0.0	0.0	3.3	6.0
ALEATICO	0.0	0.0	127.8	0.0	3.3	0.0	0.0	139.8	150.0
ALICANTE BOUSCHET	297.3	29.7	420.6	758.6	80.4	43.5	0.0	1,754.3	1,624.0
ALVARELHAO	6.5	0.0	0.0	0.0	0.0	0.0	0.0	7.0	2.1
AMERICA	0.0	0.0	0.0	0.0	0.0	0.0	0.0	1.0	0.0
ARAMON	0.0	0.0	0.0	0.0	0.0	0.0	0.0	67.8	0.0
BARBERA	1,061.2	9,331.3	91,882.7	9,189.8	0.0	34.1	0.0	112,161.1	90,162.7
BLACK MALVOISIE	0.0	0.0	0.0	469.2	0.0	0.0	0.0	469.2	321.2
CABERNET FRANC	1,145.7	0.0	0.0	17.7	0.0	15.1	0.0	6,629.5	5,040.3
CABERNET SAUVIGNON	56,701.6	13,654.6	4,410.6	9,940.6	3.3	778.1	2,520.1	187,693.2	129,711.9
CARIGNANE	11,667.9	13,681.0	29,480.2	3,826.8	103.0	108.1	0.0	65,492.7	55,709.9
CARMINE	0.0	0.0	247.7	0.0	0.0	1.6	0.0	249.3	153.6
CARNELIAN	0.0	64.5	6,292.3	5,033.8	0.0	0.0	0.0	11,390.6	8,884.3
CENTURIAN	0.0	0.0	3,010.8	0.0	0.0	0.0	0.0	3,026.7	2,740.5
CHARBONO	0.0	0.0	0.0	0.0	0.0	0.0	0.0	294.2	249.6
CINSAULT	0.0	0.0	0.0	0.0	12.8	0.0	0.0	42.2	31.2
COUNOISE	0.0	0.0	0.0	0.0	0.0	0.0	0.0	38.8	0.0
DOLCETTO	0.0	0.0	0.0	0.0	0.0	0.0	0.0	121.9	88.8
EARLY BURGUNDY	0.0	0.0	0.0	0.0	0.0	0.0	0.0	45.3	42.4
FREISA	0.0	0.0	0.0	0.0	0.0	0.0	0.0	17.0	27.0
GAMAY (NAPA)	565.3	0.0	1,076.5	1,160.5	0.0	8.0	233.1	8,495.4	6,582.6
GAMAY BEAUJOLAIS	0.0	0.0	0.0	0.0	0.0	0.0	0.0	438.3	410.9
GRENACHE	540.0	17,863.5	76,412.3	15,892.0	425.1	5.5	0.5	116,102.0	97,378.9
LAMBRUSCO	0.0	0.0	0.0	0.0	0.0	0.0	0.0	0.2	0.0
MALBEC	152.4	0.0	0.0	10.7	0.0	0.0	0.0	487.5	185.9
MATARO/MOURVEDRE	3.1	6.7	0.0	0.0	117.4	111.5	0.0	1,382.2	951.4
MERLOT	45,803.6	15,356.8	19,108.5	8,128.6	2.8	582.9	6,724.6	157,219.2	79,733.0
MEUNIER	0.0	0.0	0.0	0.0	0.0	0.0	0.0	589.1	429.6
MISSION	0.0	1,889.9	2,059.6	0.0	810.0	105.2	0.0	4,905.5	3,773.1
MUSCAT HAMBURG	0.0	162.0	3.2	0.0	0.0	0.0	0.0	189.5	97.2
NEBBIOLO	0.0	0.0	0.0	0.0	0.0	48.7	0.0	311.7	168.9
NEGRETTE	0.0	0.0	0.0	0.0	0.0	0.0	0.0	5.5	0.0
PETIT VERDOT	0.0	0.0	0.0	10.9	0.0	0.0	0.0	388.3	226.1
PETITE SIRAH	978.2	529.3	410.9	361.7	0.0	1.0	308.2	5,626.5	5,710.1
PFEFFER CABERNET	0.0	0.0	0.0	0.0	0.0	0.0	0.0	13.5	5.5
PINOT NOIR	0.0	580.4	35.6	0.0	0.0	0.0	0.0	33,104.0	24,243.9
PINOT ST GEORGE	0.0	0.0	0.0	0.0	0.0	5.6	0.0	62.1	26.4
PINOTAGE	0.0	0.0	0.0	0.0	0.0	0.0	0.0	22.2	0.0
PORTUGIESE BLAUER	0.0	0.0	0.0	0.0	0.0	0.0	0.0	18.5	0.0
PRIMITIVO	100.7	0.0	0.0	0.0	0.0	0.0	0.0	119.1	0.0
REFOSCO/MONDEUSE	0.0	0.0	0.0	0.0	0.0	0.0	0.0	77.4	74.8
ROYALTY	0.0	188.7	4,962.6	1,974.8	0.0	0.0	0.0	7,126.1	6,468.1
RUBIRED	336.6	3,390.6	53,319.7	25,605.2	279.8	0.0	0.0	82,933.1	80,288.0
RUBY CABERNET	53.2	10,929.2	32,340.6	11,943.2	0.0	0.0	0.0	55,266.8	49,199.2
SALVADOR	11.7	0.0	419.6	5,426.8	0.0	3.1	0.0	5,861.2	5,653.6
SANGIOVETO/SANGIOVESE	482.5	1,053.9	99.8	0.0	0.0	87.8	0.4	4,530.2	2,174.8
SOUZAO	6.3	0.0	52.4	0.0	0.0	0.0	0.0	77.4	56.2
SYRAH/FRENCH SYRAH-SHIRAZ	982.4	849.4	560.7	507.0	0.0	34.8	0.0	7,165.7	3,579.5
TANNAT	0.0	0.0	0.0	0.0	0.0	0.0	0.0	0.9	0.3
TEMPRANILLO	0.0	24.2	33.2	209.2	0.0	0.0	0.0	315.5	59.0
TEROLDEGO	0.0	0.0	0.0	0.0	0.0	0.0	0.0	22.7	8.3
TINTA CAO	1.8	0.0	0.0	0.0	0.0	0.0	0.0	12.2	28.8
TINTA MADEIRA	0.0	0.0	0.0	0.0	0.0	0.0	0.0	0.0	90.7
TOURIGA	28.3	0.0	0.0	0.0	0.0	0.0	0.0	32.8	46.5
TROUSSEAU	5.9	0.0	0.0	0.0	0.0	0.0	0.0	31.3	0.0
VALDEPENAS	133.6	570.7	65.3	475.9	0.0	0.0	0.0	1,245.5	917.2
ZINFANDEL	151,115.5	57,671.9	68,299.4	33,935.3	1,428.4	424.0	2,928.5	385,004.7	274,710.1
OTHER RED <sup>1/</sup>	143.4	147.3	821.3	268.6	132.3	67.7	0.0	2,046.9	9,260.2
<b>TOTAL RED</b>	<b>272,324.7</b>	<b>147,975.6</b>	<b>395,953.9</b>	<b>135,146.9</b>	<b>3,398.6</b>	<b>2,466.3</b>	<b>12,715.4</b>	<b>1,270,875.6</b>	<b>947,484.3</b>
<b>TOTAL WINE</b>	<b>418,259.8</b>	<b>261,513.8</b>	<b>865,457.2</b>	<b>293,515.8</b>	<b>3,581.3</b>	<b>9,177.1</b>	<b>43,697.1</b>	<b>2,449,815.5</b>	<b>1,888,591.0</b>
<b>TOTAL ALL VARIETIES</b>	<b>457,300.9</b>	<b>269,478.4</b>	<b>1,505,345.2</b>	<b>418,024.5</b>	<b>7,366.6</b>	<b>13,991.5</b>	<b>43,697.1</b>	<b>3,270,144.8</b>	<b>2,520,776.3</b>

<sup>1/</sup> Other categories include minor varieties as well as mixed varieties.



**TABLE 5: WEIGHTED AVERAGE DEGREES BRIX FOR ALL GRAPES PURCHASED FOR WINE, CONCENTRATE, JUICE, VINEGAR, AND BEVERAGE BRANDY BY CALIFORNIA PROCESSORS FROM THE 1997 CROP BY TYPE, VARIETY, AND REPORTING DISTRICT WHERE GROWN, WITH COMPARISONS**

Type and Variety	1	2	3	4	5	6	7	8	9	10	11	12	13	14	15	16	17	1997 State Total	1996 State Total
	----- DEGREES BRIX -----																		
<b>WINE GRAPES (RED):</b>																			
AGLIANICO	0.0	0.0	0.0	0.0	0.0	0.0	0.0	0.0	0.0	22.5	0.0	0.0	0.0	0.0	0.0	0.0	0.0	22.5	19.7
ALEATICO	0.0	0.0	27.0	23.6	0.0	0.0	0.0	29.4	0.0	0.0	0.0	0.0	24.3	0.0	29.0	0.0	0.0	24.6	24.0
ALICANTE BOUSCHET	26.8	0.0	23.0	0.0	22.5	21.8	0.0	0.0	0.0	24.0	22.9	24.0	21.5	21.7	21.0	21.0	0.0	21.9	19.2
ALVARELHAO	0.0	0.0	0.0	0.0	0.0	0.0	0.0	0.0	0.0	28.2	23.9	0.0	0.0	0.0	0.0	0.0	0.0	24.2	23.1
AMERICA	0.0	0.0	0.0	0.0	0.0	0.0	0.0	0.0	0.0	24.5	0.0	0.0	0.0	0.0	0.0	0.0	0.0	24.5	0.0
ARAMON	0.0	0.0	24.6	0.0	0.0	0.0	0.0	0.0	0.0	0.0	0.0	0.0	0.0	0.0	0.0	0.0	0.0	24.6	0.0
BARBERA	24.3	0.0	25.2	23.6	0.0	25.2	24.8	24.1	25.0	25.6	24.0	24.0	23.2	23.0	0.0	24.1	0.0	23.2	23.1
BLACK MALVOISIE	0.0	0.0	0.0	0.0	0.0	0.0	0.0	0.0	0.0	0.0	0.0	0.0	0.0	22.5	0.0	0.0	0.0	22.5	23.5
CABERNET FRANC	23.4	24.3	25.0	24.4	0.0	24.5	24.3	24.9	22.1	23.1	23.0	0.0	0.0	25.7	0.0	23.7	0.0	24.2	23.6
CABERNET SAUVIGNON	23.6	23.2	24.6	24.5	23.7	24.2	24.3	24.5	23.9	23.7	24.0	24.5	22.9	23.9	22.5	24.1	24.3	24.2	23.5
CARIGNANE	23.2	0.0	23.9	24.8	23.3	23.8	25.0	24.5	0.0	23.6	23.5	23.5	23.0	22.8	24.1	23.6	0.0	23.2	22.6
CARMINE	0.0	0.0	0.0	0.0	0.0	0.0	0.0	0.0	0.0	0.0	0.0	0.0	23.5	0.0	0.0	22.4	0.0	23.5	23.1
CARNELIAN	0.0	0.0	0.0	0.0	0.0	0.0	0.0	0.0	0.0	0.0	0.0	25.4	24.2	24.3	0.0	0.0	0.0	24.3	23.5
CENTURIAN	0.0	0.0	24.9	0.0	0.0	0.0	0.0	0.0	0.0	0.0	0.0	0.0	23.6	0.0	0.0	0.0	0.0	23.6	23.6
CHARBONO	21.6	0.0	23.0	22.1	0.0	0.0	0.0	0.0	0.0	22.2	0.0	0.0	0.0	0.0	0.0	0.0	0.0	22.0	21.4
CINSULT	22.6	0.0	23.0	25.0	0.0	23.5	0.0	0.0	0.0	21.5	0.0	0.0	0.0	0.0	24.5	0.0	0.0	23.5	24.1
COUNOISE	0.0	0.0	0.0	0.0	0.0	0.0	0.0	23.7	0.0	0.0	0.0	0.0	0.0	0.0	0.0	0.0	0.0	23.7	0.0
DOLCETTO	26.0	0.0	23.9	18.7	18.0	21.9	24.4	20.0	0.0	25.0	0.0	0.0	0.0	0.0	0.0	0.0	0.0	22.2	22.9
EARLY BURGUNDY	25.3	0.0	24.1	23.5	23.3	0.0	0.0	22.0	0.0	0.0	0.0	0.0	0.0	0.0	0.0	0.0	0.0	24.0	23.5
FREISA	0.0	0.0	0.0	0.0	0.0	21.5	22.0	23.0	0.0	0.0	0.0	0.0	0.0	0.0	0.0	0.0	0.0	22.3	21.5
GAMAY (NAPA)	21.4	21.6	22.3	22.2	22.8	0.0	21.1	22.7	0.0	0.0	22.6	0.0	20.6	19.2	0.0	23.0	23.3	21.6	20.9
GAMAY BEAUJOLAIS	25.0	0.0	0.0	0.0	0.0	0.0	23.6	23.3	0.0	0.0	0.0	0.0	0.0	0.0	0.0	0.0	0.0	23.6	23.6
GRENACHE	24.5	0.0	24.7	24.3	0.0	25.3	22.3	24.5	19.2	24.8	21.8	20.0	20.6	20.6	24.2	23.5	24.8	20.5	20.4
LAMBRUSCO	0.0	0.0	23.5	0.0	0.0	0.0	0.0	0.0	0.0	0.0	0.0	0.0	0.0	0.0	0.0	0.0	0.0	23.5	0.0
MALBEC	0.0	0.0	23.6	23.5	0.0	23.7	21.5	22.7	22.5	24.2	24.6	0.0	0.0	23.1	0.0	0.0	0.0	23.8	22.7
MATARO/MOURVEDRE	23.0	0.0	24.0	24.4	0.0	24.1	23.5	23.8	22.5	23.8	25.6	22.0	0.0	0.0	24.4	23.9	0.0	24.1	23.7
MERLOT	24.2	23.5	24.7	24.4	24.2	24.7	24.1	23.9	24.0	23.9	24.2	23.8	23.1	23.8	22.4	23.5	23.7	24.0	23.3
MEUNIER	27.2	0.0	20.1	19.3	0.0	0.0	0.0	0.0	0.0	0.0	0.0	0.0	0.0	0.0	0.0	0.0	0.0	19.9	19.8
MISSION	0.0	0.0	0.0	0.0	0.0	0.0	0.0	0.0	0.0	24.2	0.0	23.6	23.3	0.0	25.2	25.0	0.0	23.8	23.8
MUSCAT HAMBURG	0.0	0.0	0.0	0.0	0.0	0.0	25.0	0.0	0.0	24.0	0.0	25.1	26.8	0.0	0.0	0.0	0.0	25.1	26.2
NEBBIOLO	24.5	0.0	24.1	24.6	0.0	23.5	24.1	23.7	23.5	25.0	0.0	0.0	0.0	0.0	0.0	23.1	0.0	23.8	23.4
NEGRETTE	0.0	0.0	0.0	0.0	0.0	0.0	0.0	25.4	0.0	0.0	0.0	0.0	0.0	0.0	0.0	0.0	0.0	25.4	0.0
PETIT VERDOT	24.4	0.0	23.8	23.9	0.0	24.3	19.2	22.4	0.0	23.9	0.0	0.0	0.0	23.8	0.0	0.0	0.0	23.7	23.2
PETITE SIRAH	23.4	23.1	24.3	24.3	24.9	22.9	24.7	23.9	24.7	23.7	25.0	24.7	24.3	21.9	0.0	23.1	24.5	24.2	23.3
PFEFFER CABERNET	0.0	0.0	0.0	0.0	0.0	0.0	23.8	0.0	0.0	0.0	0.0	0.0	0.0	0.0	0.0	0.0	0.0	23.8	23.3
PINOT NOIR	23.6	0.0	22.5	22.1	22.9	24.1	24.2	23.6	22.9	23.5	0.0	24.0	24.9	0.0	0.0	0.0	0.0	23.1	22.9
PINOT ST GEORGE	0.0	0.0	24.1	0.0	0.0	0.0	0.0	0.0	0.0	0.0	0.0	0.0	0.0	0.0	0.0	22.0	0.0	23.9	22.9
PINOTAGE	0.0	0.0	0.0	20.4	0.0	0.0	0.0	0.0	0.0	21.8	0.0	0.0	0.0	0.0	0.0	0.0	0.0	21.1	0.0
PORTUGIESER BLAUER	23.2	0.0	26.0	23.1	0.0	0.0	0.0	0.0	0.0	24.6	0.0	0.0	0.0	0.0	0.0	0.0	0.0	23.8	0.0
PRIMOTIVO	0.0	0.0	24.0	0.0	0.0	0.0	24.5	0.0	0.0	24.0	21.7	0.0	0.0	0.0	0.0	0.0	0.0	22.1	0.0
REFOSCO/MONDEUSE	0.0	0.0	0.0	23.2	0.0	22.9	23.2	21.5	0.0	0.0	0.0	0.0	0.0	0.0	0.0	0.0	0.0	22.7	22.3
ROYALTY	0.0	0.0	0.0	0.0	0.0	0.0	0.0	0.0	0.0	0.0	0.0	22.9	22.9	23.0	0.0	0.0	0.0	22.9	22.0
RUBIRED	0.0	0.0	0.0	0.0	0.0	0.0	24.7	0.0	0.0	0.0	23.9	24.6	23.4	23.4	24.1	0.0	0.0	23.4	22.8
RUBY CABERNET	0.0	0.0	0.0	0.0	0.0	0.0	0.0	0.0	0.0	21.8	25.0	23.8	23.6	23.1	0.0	0.0	0.0	23.5	22.9
SALVADOR	0.0	0.0	0.0	0.0	0.0	0.0	0.0	0.0	0.0	0.0	27.0	0.0	22.4	23.2	0.0	20.0	0.0	23.1	22.5
SANGIOVETO/SANGIOVESE	24.5	0.0	24.1	23.9	23.7	22.6	23.3	23.8	23.1	24.8	24.0	21.8	19.9	0.0	0.0	22.1	22.5	23.3	23.0
SOUZAO	0.0	0.0	0.0	0.0	0.0	0.0	22.1	0.0	0.0	26.3	24.0	0.0	23.7	0.0	0.0	0.0	0.0	23.3	22.1
SYRAH/FRENCH SYRAH-SHIRAZ	23.8	21.8	24.3	24.4	24.6	23.6	23.9	24.3	24.0	24.5	24.5	26.9	22.8	22.8	0.0	23.9	0.0	24.3	23.7
TANNAT	0.0	0.0	23.6	0.0	0.0	0.0	0.0	0.0	0.0	0.0	0.0	0.0	0.0	0.0	0.0	0.0	0.0	23.6	24.2
TEMPRANILLO	0.0	0.0	22.0	23.6	0.0	0.0	0.0	0.0	0.0	28.2	0.0	21.8	22.7	22.1	0.0	0.0	0.0	22.2	22.5
TEROLDEGO	0.0	0.0	0.0	0.0	0.0	22.9	24.3	0.0	0.0	0.0	0.0	0.0	0.0	0.0	0.0	0.0	0.0	24.0	22.3
TINTA CAO	0.0	0.0	0.0	0.0	0.0	0.0	0.0	0.0	0.0	26.6	19.9	0.0	0.0	0.0	0.0	0.0	0.0	25.6	21.9
TINTA MADEIRA	0.0	0.0	0.0	0.0	0.0	0.0	0.0	0.0	0.0	0.0	0.0	0.0	0.0	0.0	0.0	0.0	0.0	0.0	24.0
TOURIGA	0.0	0.0	0.0	0.0	0.0	0.0	0.0	0.0	0.0	28.2	23.9	0.0	0.0	0.0	0.0	0.0	0.0	24.5	23.1
TROUSSEAU	0.0	0.0	0.0	0.0	0.0	0.0	22.8	0.0	0.0	0.0	22.4	0.0	0.0	0.0	0.0	0.0	0.0	22.7	0.0
VALDEPENAS	0.0	0.0	0.0	0.0	0.0	0.0	0.0	0.0	0.0	21.3	23.0	23.8	22.5	0.0	0.0	0.0	0.0	22.7	22.8
ZINFANDEL	22.2	19.5	23.1	21.8	19.7	24.2	21.8	21.1	17.9	22.8	19.7	18.9	18.3	18.8	24.5	22.2	19.8	19.5	19.6
OTHER RED <sup>1/</sup>	23.1	22.5	24.6	23.7	0.0	23.8	24.1	26.1	22.9	24.3	22.6	24.2	22.2	22.9	24.0	24.0	0.0	23.2	21.1
<b>TOTAL RED</b>	<b>23.2</b>	<b>22.5</b>	<b>23.9</b>	<b>23.8</b>	<b>23.2</b>	<b>24.2</b>	<b>24.0</b>	<b>23.6</b>	<b>19.1</b>	<b>23.2</b>	<b>21.6</b>	<b>21.5</b>	<b>21.9</b>	<b>21.8</b>	<b>24.5</b>	<b>23.5</b>	<b>22.9</b>	<b>22.1</b>	<b>21.8</b>
<b>TOTAL WINE</b>	<b>23.1</b>	<b>22.7</b>	<b>23.5</b>	<b>23.5</b>	<b>23.4</b>	<b>23.9</b>	<b>23.8</b>	<b>23.4</b>	<b>19.8</b>	<b>23.2</b>	<b>21.8</b>	<b>21.5</b>	<b>21.4</b>	<b>21.0</b>	<b>24.4</b>	<b>23.0</b>	<b>23.2</b>	<b>21.9</b>	<b>21.6</b>
<b>TOTAL ALL VARIETIES</b>	<b>23.1</b>	<b>22.7</b>	<b>23.5</b>	<b>23.5</b>	<b>23.4</b>	<b>23.9</b>	<b>23.8</b>	<b>23.4</b>	<b>19.8</b>	<b>23.2</b>	<b>21.3</b>	<b>21.5</b>	<b>21.4</b>	<b>21.1</b>	<b>24.1</b>	<b>22.3</b>	<b>23.2</b>	<b>21.7</b>	<b>21.5</b>

<sup>1/</sup> Other categories include minor varieties as well as mixed varieties.



**TABLE 6: WEIGHTED AVERAGE GROWER RETURNS PER TON DELIVERED BASIS PURCHASED FOR  
WINE, CONCENTRATE, JUICE, VINEGAR, AND BEVERAGE BRANDY BY CALIFORNIA PROCESSORS  
FROM THE 1997 CROP BY TYPE, VARIETY, AND REPORTING DISTRICT WHERE GROWN, WITH COMPARISONS**

Type and Variety	1	2	3	4	5	6	7	8	9	10
	----- DOLLARS -----									
<b>RAISIN GRAPES:</b>										
BLACK CORINTH (ZANTES)	0.00	0.00	0.00	0.00	0.00	0.00	0.00	0.00	0.00	0.00
CANNER	0.00	0.00	0.00	0.00	0.00	0.00	0.00	0.00	0.00	0.00
FIESTA	0.00	0.00	0.00	0.00	0.00	0.00	0.00	0.00	0.00	0.00
SULTANAS	0.00	0.00	0.00	0.00	0.00	0.00	0.00	0.00	0.00	0.00
THOMPSON SEEDLESS	0.00	0.00	0.00	0.00	0.00	0.00	0.00	120.00	0.00	0.00
OTHER RAISIN <u>1/</u>	0.00	0.00	0.00	0.00	0.00	0.00	0.00	0.00	0.00	0.00
TOTAL RAISIN	0.00	0.00	0.00	0.00	0.00	0.00	0.00	120.00	0.00	0.00
<b>TABLE GRAPES:</b>										
AUTUMN SEEDLESS	0.00	0.00	0.00	0.00	0.00	0.00	0.00	0.00	0.00	0.00
BEAUTY SLDS/BLK BEAUTY	0.00	0.00	0.00	0.00	0.00	0.00	0.00	0.00	0.00	0.00
BLACK MONUKKA	0.00	0.00	0.00	0.00	0.00	0.00	0.00	0.00	0.00	0.00
BLACK PRINCE/ROSE OF PERU	0.00	0.00	0.00	0.00	0.00	400.00	0.00	0.00	0.00	0.00
BLACK SEEDLESS	0.00	0.00	0.00	0.00	0.00	0.00	0.00	0.00	0.00	0.00
CALMERIA	0.00	0.00	0.00	0.00	0.00	0.00	0.00	0.00	0.00	0.00
CARDINAL	0.00	0.00	0.00	0.00	0.00	0.00	0.00	0.00	0.00	0.00
CHRISTMAS ROSE	0.00	0.00	0.00	0.00	0.00	0.00	0.00	0.00	0.00	0.00
CRIMSON	0.00	0.00	0.00	0.00	0.00	0.00	0.00	0.00	0.00	0.00
EMPERATRIZ	0.00	0.00	0.00	0.00	0.00	0.00	0.00	0.00	0.00	0.00
EMPEROR	0.00	0.00	0.00	0.00	0.00	0.00	0.00	0.00	0.00	0.00
EXOTIC	0.00	0.00	0.00	0.00	0.00	0.00	0.00	0.00	0.00	0.00
FANTASY	0.00	0.00	0.00	0.00	0.00	0.00	0.00	0.00	0.00	0.00
FLAME SEEDLESS	0.00	0.00	0.00	0.00	0.00	0.00	0.00	0.00	0.00	0.00
FLAME TOKAY	0.00	0.00	0.00	0.00	0.00	800.00	0.00	0.00	0.00	0.00
GOLDEN MUSCAT	0.00	0.00	0.00	0.00	0.00	0.00	0.00	0.00	0.00	0.00
ITALIA	0.00	0.00	0.00	0.00	0.00	0.00	0.00	0.00	0.00	0.00
PERLETTE	0.00	0.00	0.00	0.00	0.00	0.00	0.00	0.00	0.00	0.00
QUEEN	0.00	0.00	0.00	0.00	0.00	0.00	0.00	0.00	0.00	0.00
RED GLOBE/ROSE-ITO	0.00	0.00	0.00	0.00	0.00	0.00	0.00	0.00	0.00	0.00
RED MALAGA	0.00	0.00	0.00	0.00	0.00	0.00	0.00	0.00	0.00	0.00
RED SEEDLESS	0.00	0.00	0.00	0.00	0.00	0.00	0.00	0.00	0.00	0.00
RIBIER	0.00	0.00	0.00	0.00	0.00	0.00	0.00	0.00	0.00	0.00
RUBY SEEDLESS/KING RUBY	0.00	0.00	0.00	0.00	0.00	0.00	0.00	0.00	0.00	0.00
SUPERIOR SEEDLESS	0.00	0.00	0.00	0.00	0.00	0.00	0.00	0.00	0.00	0.00
WHITE MALAGA	0.00	0.00	0.00	0.00	0.00	0.00	0.00	0.00	0.00	0.00
OTHER TABLE <u>1/</u>	0.00	0.00	0.00	0.00	0.00	0.00	0.00	0.00	0.00	0.00
TOTAL TABLE	0.00	0.00	0.00	0.00	0.00	413.70	0.00	0.00	0.00	0.00
<b>WINE GRAPES (WHITE):</b>										
BURGER	550.00	0.00	554.29	0.00	0.00	0.00	0.00	0.00	0.00	0.00
CHARDONNAY	1,600.99	1,363.07	1,646.60	1,736.09	1,347.44	1,467.52	1,434.53	1,571.06	899.78	1,167.39
CHASSELAS DORE	0.00	0.00	250.00	0.00	0.00	0.00	0.00	0.00	0.00	0.00
CHENIN BLANC	742.69	724.87	596.52	825.48	617.56	606.46	854.40	597.52	336.92	385.03
EMERALD RIESLING	0.00	0.00	0.00	0.00	0.00	0.00	0.00	0.00	0.00	0.00
FEHER SZAGOS	0.00	0.00	0.00	0.00	0.00	0.00	0.00	0.00	0.00	0.00
FLORA	750.00	0.00	0.00	1,304.00	0.00	0.00	0.00	0.00	0.00	0.00
FRENCH COLOMBARD	717.43	0.00	532.53	553.28	690.00	0.00	898.64	0.00	226.30	0.00
GEWURZTRAMINER	972.54	0.00	988.03	783.03	0.00	841.20	878.04	761.76	0.00	784.21
GRAY RIESLING	794.86	0.00	1,005.70	600.00	600.00	0.00	0.00	626.15	0.00	0.00
GRECO	0.00	0.00	0.00	0.00	0.00	0.00	1,500.00	0.00	0.00	0.00
GREEN HUNGARIAN	0.00	0.00	0.00	0.00	400.00	0.00	0.00	0.00	0.00	0.00
INZOLIA	0.00	0.00	0.00	0.00	0.00	0.00	1,200.00	0.00	0.00	0.00
KLEINBERGER	0.00	0.00	957.60	0.00	0.00	0.00	0.00	0.00	0.00	0.00
MALVASIA BIANCA	0.00	0.00	0.00	914.25	0.00	0.00	875.57	0.00	0.00	0.00
MARSANNE	1,000.00	0.00	1,800.00	0.00	0.00	1,363.27	1,584.40	600.00	0.00	892.45
MELON	0.00	0.00	929.07	0.00	0.00	0.00	0.00	0.00	0.00	0.00
MONTONICO	0.00	0.00	0.00	0.00	0.00	0.00	1,000.00	0.00	0.00	0.00
MUSCADELLE	0.00	0.00	1,000.00	0.00	0.00	0.00	0.00	0.00	0.00	0.00
MUSCAT BLANC/M CANELLI	1,135.43	1,005.20	1,428.87	1,006.69	0.00	1,032.05	710.25	737.73	626.32	827.27
MUSCAT OF ALEXANDRIA	0.00	0.00	0.00	0.00	0.00	0.00	0.00	0.00	0.00	550.00
MUSCAT ORANGE	0.00	0.00	1,650.00	0.00	0.00	0.00	2,217.90	940.97	650.00	678.78
PALOMINO/G CHASSELAS	0.00	0.00	550.00	0.00	0.00	301.48	0.00	0.00	0.00	0.00
PEDRO XIMENES	0.00	0.00	0.00	0.00	0.00	0.00	0.00	0.00	0.00	0.00
PINOT BLANC	1,215.01	0.00	1,120.55	1,393.75	0.00	1,051.69	986.54	1,474.38	0.00	0.00
PINOT GRIS	1,220.92	0.00	1,458.52	1,342.76	0.00	1,425.55	1,369.54	1,404.31	0.00	1,118.97
PRIMOTIVO DIEGO	0.00	0.00	0.00	0.00	0.00	0.00	0.00	0.00	0.00	0.00
ROUSANNE	1,811.83	0.00	1,800.00	0.00	0.00	1,525.00	1,941.00	1,688.99	0.00	842.47
SAUVIGNON BLANC	1,037.05	865.39	1,074.19	1,149.64	632.90	681.57	987.40	823.65	631.84	724.07
SAUVIGNON MUSQUE	0.00	0.00	1,124.23	1,187.00	0.00	0.00	0.00	0.00	0.00	0.00
SAUVIGNON VERT	0.00	0.00	481.67	1,100.00	0.00	0.00	0.00	0.00	0.00	0.00
SEMILLON	950.28	940.44	1,104.35	1,271.81	0.00	1,369.67	890.87	638.99	0.00	617.02
ST. EMILION (UGNI BLANC)	0.00	0.00	0.00	0.00	0.00	0.00	0.00	0.00	0.00	0.00
SYLVANER	0.00	0.00	0.00	0.00	0.00	350.00	0.00	750.27	0.00	0.00
SYMPHONY	0.00	0.00	435.00	0.00	315.00	0.00	0.00	0.00	322.67	350.00
TOCAI FRIULANO	1,622.22	0.00	1,400.00	0.00	0.00	1,332.55	1,366.39	1,400.00	0.00	0.00
VERNACCIA	0.00	0.00	0.00	0.00	0.00	0.00	1,500.00	0.00	0.00	0.00
VIOGNIER	1,728.82	1,583.77	1,541.99	1,636.64	1,000.00	1,481.66	1,618.80	1,496.47	0.00	943.16
WHITE RIESLING	871.10	675.25	904.33	1,018.84	0.00	650.00	800.48	696.07	0.00	547.86
OTHER WHITE <u>1/</u>	682.90	0.00	712.80	1,133.33	0.00	1,526.42	1,485.32	0.00	1,000.00	850.00
TOTAL WHITE	1,380.95	973.41	1,503.12	1,543.44	1,136.94	1,427.98	1,260.71	1,366.12	677.96	980.45

**TABLE 6: WEIGHTED AVERAGE GROWER RETURNS PER TON DELIVERED BASIS PURCHASED FOR  
WINE, CONCENTRATE, JUICE, VINEGAR, AND BEVERAGE BRANDY BY CALIFORNIA PROCESSORS  
FROM THE 1997 CROP BY TYPE, VARIETY, AND REPORTING DISTRICT WHERE GROWN, WITH COMPARISONS**

Type and Variety	11	12	13	14	15	16	17	1997 State Total	1996 State Total
	-----DOLLARS-----								
<b>RAISIN GRAPES:</b>									
BLACK CORINTH (ZANTES)	0.00	0.00	176.11	184.00	0.00	0.00	0.00	176.36	204.48
CANNER	68.00	92.00	30.00	0.00	0.00	0.00	0.00	56.95	0.00
FIESTA	0.00	0.00	194.65	0.00	0.00	0.00	0.00	194.65	185.96
SULTANAS	0.00	0.00	175.46	0.00	0.00	0.00	0.00	175.46	185.00
THOMPSON SEEDLESS	0.00	182.92	185.63	181.62	0.00	205.00	0.00	185.11	190.88
OTHER RAISIN <u>1/</u>	0.00	0.00	185.00	0.00	0.00	0.00	0.00	185.00	0.00
<b>TOTAL RAISIN</b>	<b>68.00</b>	<b>174.05</b>	<b>185.50</b>	<b>181.62</b>	<b>0.00</b>	<b>205.00</b>	<b>0.00</b>	<b>184.89</b>	<b>190.86</b>
<b>TABLE GRAPES:</b>									
AUTUMN SEEDLESS	0.00	0.00	0.00	0.00	0.00	0.00	0.00	0.00	200.16
BEAUTY SLDS/BLK BEAUTY	0.00	0.00	175.00	0.00	0.00	0.00	0.00	175.00	0.00
BLACK MONUKKA	0.00	0.00	177.60	0.00	0.00	0.00	0.00	177.60	182.09
BLACK PRINCE/ROSE OF PERU	0.00	0.00	0.00	0.00	300.00	0.00	0.00	335.25	0.00
BLACK SEEDLESS	0.00	0.00	0.00	154.00	0.00	0.00	0.00	154.00	198.58
CALMERIA	0.00	0.00	0.00	0.00	0.00	0.00	0.00	0.00	182.95
CARDINAL	0.00	0.00	0.00	131.95	0.00	0.00	0.00	131.95	0.00
CHRISTMAS ROSE	0.00	0.00	0.00	122.79	0.00	0.00	0.00	122.79	191.04
CRIMSON	0.00	0.00	0.00	0.00	0.00	0.00	0.00	0.00	199.09
EMPERATRIZ	0.00	0.00	0.00	127.24	0.00	0.00	0.00	127.24	200.00
EMPEROR	0.00	0.00	109.73	0.00	0.00	0.00	0.00	109.73	184.87
EXOTIC	0.00	0.00	0.00	157.53	0.00	0.00	0.00	157.53	182.91
FANTASY	0.00	0.00	110.00	145.79	0.00	0.00	0.00	140.17	195.82
FLAME SEEDLESS	0.00	0.00	172.90	159.58	0.00	205.00	0.00	174.84	192.22
FLAME TOKAY	186.83	0.00	0.00	0.00	0.00	0.00	0.00	186.83	179.85
GOLDEN MUSCAT	500.00	0.00	0.00	131.95	0.00	0.00	0.00	146.39	0.00
ITALIA	0.00	0.00	150.00	0.00	0.00	0.00	0.00	150.00	179.53
PERLETTE	0.00	0.00	0.00	151.26	0.00	205.00	0.00	152.90	195.52
QUEEN	0.00	0.00	0.00	150.57	0.00	0.00	0.00	150.57	187.00
RED GLOBE/ROSE-ITO	0.00	0.00	101.91	126.30	0.00	0.00	0.00	125.62	181.86
RED MALAGA	0.00	0.00	94.26	0.00	0.00	0.00	0.00	94.26	185.00
RED SEEDLESS	0.00	0.00	0.00	128.70	0.00	0.00	0.00	128.70	158.10
RIBIER	0.00	185.00	185.18	150.00	0.00	0.00	0.00	167.28	181.52
RUBY SEEDLESS/KING RUBY	0.00	161.00	147.79	158.25	0.00	0.00	0.00	153.02	173.71
SUPERIOR SEEDLESS	0.00	0.00	0.00	176.09	0.00	0.00	0.00	176.09	175.00
WHITE MALAGA	0.00	0.00	173.48	181.89	175.00	0.00	0.00	176.05	186.28
OTHER TABLE <u>1/</u>	0.00	138.00	162.38	155.05	189.44	0.00	0.00	160.98	191.98
<b>TOTAL TABLE</b>	<b>186.83</b>	<b>164.45</b>	<b>163.43</b>	<b>155.93</b>	<b>190.18</b>	<b>205.00</b>	<b>0.00</b>	<b>169.11</b>	<b>187.99</b>
<b>WINE GRAPES (WHITE):</b>									
BURGER	199.44	0.00	175.00	181.49	179.96	0.00	0.00	192.55	188.79
CHARDONNAY	752.07	721.94	623.61	801.31	1,500.00	1,070.74	811.68	1,161.07	1,129.75
CHASSELAS DORE	0.00	0.00	0.00	0.00	175.00	0.00	0.00	203.57	0.00
CHEVIN BLANC	352.25	270.51	225.02	222.33	0.00	600.00	452.68	274.44	282.70
EMERALD RIESLING	0.00	0.00	202.50	195.66	0.00	0.00	0.00	196.26	208.29
FEHER SZAGOS	0.00	0.00	180.03	0.00	0.00	0.00	0.00	180.03	185.00
FLORA	0.00	0.00	0.00	0.00	0.00	0.00	0.00	1,199.06	1,130.30
FRENCH COLOMBARD	263.55	220.52	198.33	198.03	0.00	0.00	271.67	207.55	210.42
GEWURZTRAMINER	0.00	0.00	0.00	0.00	0.00	0.00	0.00	912.84	822.73
GRAY RIESLING	224.20	0.00	0.00	0.00	0.00	0.00	0.00	517.28	543.51
GRECO	0.00	0.00	0.00	0.00	0.00	0.00	0.00	1,500.00	1,400.00
GREEN HUNGARIAN	0.00	225.00	0.00	205.81	0.00	0.00	0.00	216.01	223.94
INZOLIA	0.00	0.00	0.00	0.00	0.00	0.00	0.00	1,200.00	1,200.00
KLEINBERGER	0.00	0.00	0.00	0.00	0.00	0.00	0.00	957.60	1,000.00
MALVASIA BIANCA	300.00	300.61	255.43	243.66	0.00	0.00	0.00	293.16	294.19
MARSANNE	0.00	0.00	0.00	0.00	0.00	0.00	0.00	1,466.76	1,166.10
MELON	0.00	0.00	0.00	0.00	0.00	0.00	0.00	929.07	929.68
MONTONICO	0.00	0.00	0.00	0.00	0.00	0.00	0.00	1,000.00	0.00
MUSCADELLE	0.00	0.00	0.00	0.00	0.00	0.00	0.00	1,000.00	0.00
MUSCAT BLANC/M CANELLI	454.95	450.00	365.84	330.00	0.00	751.00	0.00	521.42	465.54
MUSCAT OF ALEXANDRIA	0.00	225.00	227.73	227.45	0.00	650.00	0.00	227.68	230.34
MUSCAT ORANGE	550.00	483.83	453.39	0.00	0.00	0.00	0.00	665.09	573.96
PALOMINO/G CHASSELAS	190.95	180.07	181.72	0.00	175.00	175.00	0.00	184.54	188.55
PEDRO XIMENES	0.00	0.00	0.00	0.00	175.00	0.00	0.00	175.00	150.00
PINOT BLANC	0.00	0.00	0.00	0.00	0.00	959.83	0.00	1,122.54	942.06
PINOT GRIS	800.00	0.00	0.00	0.00	0.00	0.00	0.00	1,349.74	1,226.27
PRIMOTIVO DIEGO	0.00	0.00	0.00	0.00	0.00	0.00	0.00	0.00	1,031.25
ROUSANNE	0.00	0.00	0.00	0.00	0.00	1,457.00	0.00	1,741.70	1,457.39
SAUVIGNON BLANC	581.17	460.63	370.05	305.55	0.00	702.52	580.31	788.24	703.38
SAUVIGNON MUSQUE	0.00	0.00	0.00	0.00	0.00	0.00	0.00	1,150.08	1,071.24
SAUVIGNON VERT	0.00	0.00	0.00	0.00	0.00	0.00	0.00	551.89	444.33
SEMILLON	426.89	384.34	307.60	180.00	0.00	400.00	570.00	575.03	485.02
ST. EMILION (UGNI BLANC)	0.00	0.00	221.64	600.00	0.00	0.00	0.00	226.69	222.62
SYLVANER	0.00	0.00	0.00	0.00	0.00	0.00	0.00	692.49	658.01
SYMPHONY	336.21	400.00	278.41	400.00	0.00	0.00	315.00	306.17	292.20
TOCAI FRIULANO	0.00	0.00	0.00	0.00	0.00	0.00	0.00	1,371.39	0.00
VERNACCIA	0.00	0.00	0.00	0.00	0.00	0.00	0.00	1,500.00	0.00
VIOGNIER	1,109.77	0.00	1,086.09	0.00	0.00	1,479.83	1,220.00	1,398.74	1,319.64
WHITE RIESLING	400.00	0.00	0.00	0.00	0.00	673.21	0.00	803.16	749.57
OTHER WHITE <u>1/</u>	0.00	165.00	162.54	143.42	175.00	0.00	0.00	175.76	578.50
<b>TOTAL WHITE</b>	<b>576.46</b>	<b>384.96</b>	<b>226.84</b>	<b>225.61</b>	<b>182.21</b>	<b>1,022.37</b>	<b>715.04</b>	<b>545.64</b>	<b>469.42</b>

**TABLE 6: WEIGHTED AVERAGE GROWER RETURNS PER TON DELIVERED BASIS PURCHASED FOR WINE, CONCENTRATE, JUICE, VINEGAR, AND BEVERAGE BRANDY BY CALIFORNIA PROCESSORS FROM THE 1997 CROP BY TYPE, VARIETY, AND REPORTING DISTRICT WHERE GROWN, WITH COMPARISONS**

Type and Variety	1	2	3	4	5	6	7	8	9	10
	----- DOLLARS -----									
<b>WINE GRAPES (RED):</b>										
AGLIANICO	0.00	0.00	0.00	0.00	0.00	0.00	0.00	0.00	0.00	1,050.00
ALEATICO	0.00	0.00	1,400.00	2,164.79	0.00	0.00	0.00	600.00	0.00	0.00
ALICANTE BOUSCHET	1,000.00	0.00	1,381.23	0.00	800.00	639.49	0.00	0.00	0.00	850.00
ALVARELHAO	0.00	0.00	0.00	0.00	0.00	0.00	0.00	0.00	0.00	925.00
AMERICA	0.00	0.00	0.00	0.00	0.00	0.00	0.00	0.00	0.00	925.00
ARAMON	0.00	0.00	1,375.00	0.00	0.00	0.00	0.00	0.00	0.00	0.00
BARBERA	1,366.71	0.00	1,824.00	1,478.77	0.00	1,200.00	1,246.00	1,059.00	1,150.00	1,018.58
BLACK MALVOISIE	0.00	0.00	0.00	0.00	0.00	0.00	0.00	0.00	0.00	0.00
CABERNET FRANC	1,321.55	1,500.32	1,784.36	1,951.01	0.00	1,614.56	1,055.36	1,212.52	1,194.64	1,140.83
CABERNET SAUVIGNON	1,680.60	1,346.83	1,761.26	2,004.70	952.53	1,436.47	1,126.19	1,162.72	835.49	1,053.96
CARIGNANE	931.39	0.00	1,075.64	1,007.29	896.17	613.46	1,200.00	1,200.00	0.00	826.55
CARMINE	0.00	0.00	0.00	0.00	0.00	0.00	0.00	0.00	0.00	0.00
CARNELIAN	0.00	0.00	0.00	0.00	0.00	0.00	0.00	0.00	0.00	0.00
CENTURIAN	0.00	0.00	1,500.00	0.00	0.00	0.00	0.00	0.00	0.00	0.00
CHARBONO	1,287.04	0.00	2,000.00	1,447.77	0.00	0.00	0.00	0.00	0.00	926.29
CINSULT	1,850.00	0.00	1,113.79	1,600.00	0.00	701.47	0.00	0.00	0.00	925.00
COUNOISE	0.00	0.00	0.00	0.00	0.00	0.00	0.00	982.58	0.00	0.00
DOLCETTO	1,400.00	0.00	1,142.86	1,395.29	1,500.00	1,650.00	1,758.47	813.61	0.00	600.00
EARLY BURGUNDY	600.00	0.00	1,000.00	851.06	850.00	0.00	0.00	125.00	0.00	0.00
FREISA	0.00	0.00	0.00	0.00	0.00	1,400.00	1,496.77	1,000.00	0.00	0.00
GAMAY (NAPA)	1,004.25	959.18	931.85	949.35	864.69	0.00	767.67	702.80	0.00	0.00
GAMAY BEAUJOLAIS	837.54	0.00	0.00	0.00	0.00	0.00	924.99	1,028.37	0.00	0.00
GRENACHE	888.62	0.00	1,141.82	1,593.55	0.00	1,232.62	1,001.51	1,040.06	227.81	726.77
LAMBRUSCO	0.00	0.00	1,000.00	0.00	0.00	0.00	0.00	0.00	0.00	0.00
MALBEC	0.00	0.00	1,764.79	1,630.18	0.00	1,578.95	1,046.67	1,018.83	1,000.00	704.76
MATARO/MOURVEDRE	1,800.00	0.00	1,678.00	1,347.97	0.00	753.56	1,300.00	1,226.83	1,000.00	1,139.56
MERLOT	1,716.18	1,559.44	1,784.48	1,938.57	1,460.74	1,496.73	1,359.42	1,377.54	888.05	1,254.11
MEUNIER	1,200.00	0.00	1,255.29	1,350.25	0.00	0.00	0.00	0.00	0.00	0.00
MISSION	0.00	0.00	0.00	0.00	0.00	0.00	0.00	0.00	0.00	332.97
MUSCAT HAMBURG	0.00	0.00	0.00	0.00	0.00	0.00	520.00	0.00	0.00	629.03
NEBBIOLO	1,600.00	0.00	1,374.77	1,270.83	0.00	1,881.49	1,286.33	1,097.99	1,700.00	656.25
NEGRETTE	0.00	0.00	0.00	0.00	0.00	0.00	0.00	1,395.45	0.00	0.00
PETIT VERDOT	1,500.21	0.00	1,715.54	2,131.19	0.00	1,500.00	1,000.00	1,052.08	0.00	735.94
PETITE SIRAH	1,400.37	942.73	1,508.45	1,579.43	1,162.14	848.75	1,154.29	835.52	891.65	967.69
PFEFFER CABERNET	0.00	0.00	0.00	0.00	0.00	0.00	1,158.89	0.00	0.00	0.00
PINOT NOIR	1,627.52	0.00	1,584.01	1,610.31	1,200.00	1,508.91	1,359.74	1,850.75	1,560.81	746.76
PINOT ST GEORGE	0.00	0.00	640.73	0.00	0.00	0.00	0.00	0.00	0.00	0.00
PINOTAGE	0.00	0.00	0.00	800.00	0.00	0.00	0.00	0.00	0.00	800.00
PORTUGIESE BLAUER	1,200.00	0.00	1,250.00	600.00	0.00	0.00	0.00	0.00	0.00	1,000.00
PRIMOTIVO	0.00	0.00	2,000.00	0.00	0.00	0.00	1,500.00	0.00	0.00	800.00
REFOSCO/MONDEUSE	0.00	0.00	0.00	1,150.00	0.00	1,571.88	1,111.58	1,400.00	0.00	0.00
ROYALTY	0.00	0.00	0.00	0.00	0.00	0.00	0.00	0.00	0.00	0.00
RUBIRED	0.00	0.00	0.00	0.00	0.00	0.00	600.00	0.00	0.00	0.00
RUBY CABERNET	0.00	0.00	0.00	0.00	0.00	0.00	0.00	0.00	0.00	500.00
SALVADOR	0.00	0.00	0.00	0.00	0.00	0.00	0.00	0.00	0.00	0.00
SANGIOVETO/SANGIOVESE	1,579.06	0.00	1,575.23	1,743.98	1,650.00	1,037.39	1,271.36	1,286.89	865.25	965.78
SOUZAO	0.00	0.00	0.00	0.00	0.00	0.00	1,280.54	0.00	0.00	550.00
SYRAH/FRENCH SYRAH-SHIRAZ	1,390.12	1,300.00	1,628.41	1,781.86	983.48	1,225.29	1,218.28	1,408.96	1,195.93	1,001.31
TANNAT	0.00	0.00	1,500.00	0.00	0.00	0.00	0.00	0.00	0.00	0.00
TEMPRANILLO	0.00	0.00	1,400.00	1,500.00	0.00	0.00	0.00	0.00	0.00	925.00
TEROLDEGO	0.00	0.00	0.00	0.00	0.00	1,800.00	1,800.00	0.00	0.00	0.00
TINTA CAO	0.00	0.00	0.00	0.00	0.00	0.00	0.00	0.00	0.00	583.89
TINTA MADEIRA	0.00	0.00	0.00	0.00	0.00	0.00	0.00	0.00	0.00	0.00
TOURIGA	0.00	0.00	0.00	0.00	0.00	0.00	0.00	0.00	0.00	691.67
TROUSSEAU	0.00	0.00	0.00	0.00	0.00	0.00	1,750.00	0.00	0.00	0.00
VALDEPENAS	0.00	0.00	0.00	0.00	0.00	0.00	0.00	0.00	0.00	0.00
ZINFANDEL	1,169.80	742.50	1,445.68	982.92	710.81	1,078.73	882.25	706.53	348.79	798.05
OTHER RED 1/	1,063.67	750.00	1,878.72	1,306.96	0.00	407.32	1,490.91	132.76	408.64	853.61
<b>TOTAL RED</b>	<b>1,381.75</b>	<b>1,263.92</b>	<b>1,646.91</b>	<b>1,799.98</b>	<b>1,086.12</b>	<b>1,190.75</b>	<b>1,208.09</b>	<b>1,171.10</b>	<b>417.52</b>	<b>867.34</b>
<b>TOTAL WINE</b>	<b>1,381.34</b>	<b>1,121.81</b>	<b>1,577.58</b>	<b>1,716.21</b>	<b>1,115.27</b>	<b>1,300.99</b>	<b>1,239.67</b>	<b>1,266.05</b>	<b>474.82</b>	<b>890.45</b>
<b>TOTAL ALL VARIETIES</b>	<b>1,381.34</b>	<b>1,121.81</b>	<b>1,577.58</b>	<b>1,716.21</b>	<b>1,115.27</b>	<b>1,300.01</b>	<b>1,239.67</b>	<b>1,261.22</b>	<b>474.82</b>	<b>890.45</b>

**TABLE 6: WEIGHTED AVERAGE GROWER RETURNS PER TON DELIVERED BASIS PURCHASED FOR WINE, CONCENTRATE, JUICE, VINEGAR, AND BEVERAGE BRANDY BY CALIFORNIA PROCESSORS FROM THE 1997 CROP BY TYPE, VARIETY, AND REPORTING DISTRICT WHERE GROWN, WITH COMPARISONS**

Type and Variety	11	12	13	14	15	16	17	1997 State Total	1996 State Total
	-----DOLLARS-----								
<b>WINE GRAPES (RED):</b>									
AGLIANICO	0.00	0.00	0.00	0.00	0.00	0.00	0.00	1,050.00	1,050.00
ALEATICO	0.00	0.00	410.84	0.00	780.30	0.00	0.00	483.62	498.70
ALICANTE BOUSCHET	661.53	900.00	323.95	283.74	300.00	300.00	0.00	429.18	407.21
ALVARELHAO	800.00	0.00	0.00	0.00	0.00	0.00	0.00	808.93	853.57
AMERICA	0.00	0.00	0.00	0.00	0.00	0.00	0.00	925.00	0.00
ARAMON	0.00	0.00	0.00	0.00	0.00	0.00	0.00	1,375.00	0.00
BARBERA	645.87	310.34	293.49	295.00	0.00	1,038.02	0.00	303.96	295.72
BLACK MALVOISIE	0.00	0.00	0.00	290.15	0.00	0.00	0.00	290.15	277.14
CABERNET FRANC	739.86	0.00	0.00	900.00	0.00	1,065.44	0.00	1,479.19	1,280.27
CABERNET SAUVIGNON	792.12	737.58	650.91	654.84	1,527.27	1,087.63	739.62	1,183.85	1,089.62
CARIGNANE	404.77	341.42	293.35	296.33	515.00	402.59	0.00	386.61	366.50
CARMINE	0.00	0.00	500.00	0.00	0.00	1,000.00	0.00	503.21	374.41
CARNELIAN	0.00	300.00	309.14	281.72	0.00	0.00	0.00	296.97	294.21
CENTURIAN	0.00	0.00	303.09	0.00	0.00	0.00	0.00	309.38	290.90
CHARBONO	0.00	0.00	0.00	0.00	0.00	0.00	0.00	1,390.71	1,249.26
CINSAULT	0.00	0.00	0.00	0.00	807.03	0.00	0.00	929.21	831.44
COUNOISE	0.00	0.00	0.00	0.00	0.00	0.00	0.00	982.58	0.00
DOLCETTO	0.00	0.00	0.00	0.00	0.00	0.00	0.00	1,323.50	1,132.38
EARLY BURGUNDY	0.00	0.00	0.00	0.00	0.00	0.00	0.00	828.53	615.03
FREISA	0.00	0.00	0.00	0.00	0.00	0.00	0.00	1,309.41	1,074.44
GAMAY (NAPA)	565.00	0.00	328.03	325.00	0.00	400.00	350.00	697.09	630.72
GAMAY BEAUJOLAIS	0.00	0.00	0.00	0.00	0.00	0.00	0.00	952.16	653.70
GRENACHE	253.13	265.49	231.43	237.40	507.23	600.00	900.00	244.33	256.32
LAMBRUSCO	0.00	0.00	0.00	0.00	0.00	0.00	0.00	1,000.00	0.00
MALBEC	726.67	0.00	0.00	900.00	0.00	0.00	0.00	1,285.28	1,369.78
MATARO/MOURVEDRE	750.00	300.00	0.00	0.00	740.76	523.77	0.00	820.61	876.53
MERLOT	831.96	689.22	732.96	655.15	1,267.86	1,144.21	795.63	1,116.74	1,181.46
MEUNIER	0.00	0.00	0.00	0.00	0.00	0.00	0.00	1,288.76	1,138.49
MISSION	0.00	219.58	223.97	0.00	268.19	175.00	0.00	229.44	232.01
MUSCAT HAMBURG	0.00	535.32	600.00	0.00	0.00	0.00	0.00	541.58	535.84
NEBBIOLO	0.00	0.00	0.00	0.00	0.00	945.79	0.00	1,189.60	1,170.21
NEGRETTE	0.00	0.00	0.00	0.00	0.00	0.00	0.00	1,395.45	0.00
PETIT VERDOT	0.00	0.00	0.00	900.00	0.00	0.00	0.00	1,754.86	1,568.05
PETITE SIRAH	747.71	736.15	347.00	398.00	0.00	1,000.00	675.73	991.89	829.23
PFEFFER CABERNET	0.00	0.00	0.00	0.00	0.00	0.00	0.00	1,158.89	1,000.00
PINOT NOIR	0.00	600.00	302.50	0.00	0.00	0.00	0.00	1,540.01	1,341.34
PINOT ST GEORGE	0.00	0.00	0.00	0.00	0.00	760.00	0.00	651.48	760.23
PINOTAGE	0.00	0.00	0.00	0.00	0.00	0.00	0.00	800.00	0.00
PORTUGIESER BLAUER	0.00	0.00	0.00	0.00	0.00	0.00	0.00	881.35	0.00
PRIMOTIVO	578.10	0.00	0.00	0.00	0.00	0.00	0.00	726.57	0.00
REFOSCO/MONDEUSE	0.00	0.00	0.00	0.00	0.00	0.00	0.00	1,204.64	1,033.42
ROYALTY	0.00	382.88	345.42	304.21	0.00	0.00	0.00	334.99	339.68
RUBIRED	374.43	359.68	353.05	360.44	346.00	0.00	0.00	355.67	353.24
RUBY CABERNET	526.70	431.23	352.78	418.27	0.00	0.00	0.00	382.62	373.45
SALVADOR	262.50	0.00	300.00	308.75	0.00	500.00	0.00	308.13	307.97
SANGIOVETO/SANGIOVESE	855.16	600.00	662.32	0.00	0.00	828.13	900.00	1,190.25	1,141.06
SOUZAO	800.00	0.00	278.04	0.00	0.00	0.00	0.00	560.84	553.47
SYRAH/FRENCH SYRAH-SHIRAZ	948.76	600.00	735.77	500.01	0.00	1,263.47	0.00	1,150.92	1,073.85
TANNAT	0.00	0.00	0.00	0.00	0.00	0.00	0.00	1,500.00	1,200.00
TEMPRANILLO	0.00	550.00	439.97	400.00	0.00	0.00	0.00	567.40	741.72
TEROLDEGO	0.00	0.00	0.00	0.00	0.00	0.00	0.00	1,800.00	1,720.48
TINTA CAO	800.00	0.00	0.00	0.00	0.00	0.00	0.00	615.78	434.97
TINTA MADEIRA	0.00	0.00	0.00	0.00	0.00	0.00	0.00	0.00	315.00
TOURIGA	800.00	0.00	0.00	0.00	0.00	0.00	0.00	785.14	356.77
TROUSSEAU	800.00	0.00	0.00	0.00	0.00	0.00	0.00	1,570.93	0.00
VALDEPENAS	299.97	333.64	350.00	364.48	0.00	0.00	0.00	342.67	348.11
ZINFANDEL	495.56	370.25	361.19	351.01	884.93	514.39	450.67	502.93	564.83
OTHER RED <sup>1/</sup>	340.11	305.54	122.22	155.40	300.00	300.00	0.00	384.11	233.62
<b>TOTAL RED</b>	<b>614.52</b>	<b>425.75</b>	<b>332.59</b>	<b>375.47</b>	<b>594.07</b>	<b>857.22</b>	<b>694.01</b>	<b>655.63</b>	<b>610.51</b>
<b>TOTAL WINE</b>	<b>601.24</b>	<b>408.04</b>	<b>275.22</b>	<b>294.61</b>	<b>573.06</b>	<b>977.99</b>	<b>708.92</b>	<b>602.70</b>	<b>540.21</b>
<b>TOTAL ALL VARIETIES</b>	<b>565.86</b>	<b>401.12</b>	<b>236.27</b>	<b>258.04</b>	<b>376.32</b>	<b>712.01</b>	<b>708.92</b>	<b>497.16</b>	<b>452.49</b>

<sup>1/</sup> Other categories include minor varieties as well as mixed varieties.

**TABLE 7: TONS OF GRAPES PURCHASED BY CALIFORNIA WINERIES AS DISTILLING MATERIAL  
OTHER THAN BEVERAGE BRANDY FROM THE 1997 CROP BY TYPE AND VARIETY, WITH COMPARISONS**

Type and Variety	Distilling Material Purchased		Average Degrees Brix Distilling		Average Price Per Ton	
	1997	1996	1997	1996	1997	1996
	-- TONS --		-- DEGREES BRIX --		-- DOLLARS --	
<b>RAISIN GRAPES:</b>						
FIESTA	4,344.1	4,328.7	24.0	22.6	205.00	195.98
THOMPSON SEEDLESS	18,435.9	5.4	21.8	20.5	186.53	150.00
<b>TOTAL RAISIN</b>	<b>22,780.0</b>	<b>4,334.1</b>	<b>22.2</b>	<b>22.6</b>	<b>190.05</b>	<b>195.92</b>
<b>TABLE GRAPES:</b>						
BLACK MONUKKA	31.0	826.6	19.8	20.0	173.25	185.00
CHRISTMAS ROSE	112.6	0.0	20.3	0.0	120.00	0.00
CRIMSON	188.3	0.0	19.9	0.0	107.47	0.00
EMPEROR	37.2	0.0	14.3	0.0	92.80	0.00
FANTASY	63.0	0.0	22.4	0.0	112.00	0.00
FLAME SEEDLESS	1,158.9	0.0	22.5	0.0	110.52	0.00
FLAME TOKAY	50.2	0.0	17.0	0.0	175.00	0.00
PERLETTE	14.1	0.0	24.0	0.0	115.00	0.00
WHITE MALAGA	0.0	446.4	0.0	20.7	0.00	185.00
PACKINGHOUSE CULLS	1,186.1	0.0	20.0	0.0	75.00	0.00
OTHER TABLE <u>1/</u>	425.8	78.0	20.9	17.8	112.13	88.93
<b>TOTAL TABLE</b>	<b>3,267.2</b>	<b>1,351.0</b>	<b>21.0</b>	<b>20.1</b>	<b>99.42</b>	<b>179.45</b>
<b>WINE GRAPES (WHITE):</b>						
CHENIN BLANC	92.0	20.2	20.2	19.5	111.69	97.50
FEHER SZAGOS	23.2	0.0	19.4	0.0	90.00	0.00
FRENCH COLOMBARD	128.3	2,013.9	17.7	21.4	145.08	199.77
GEWURZTRAMINER	0.5	0.0	25.0	0.0	600.00	0.00
MUSCAT OF ALEXANDRIA	5.7	0.0	19.0	0.0	114.00	0.00
PALOMINO/G CHASSELAS	710.6	0.0	20.2	0.0	185.69	0.00
SYMPHONY	25.3	26.6	19.8	21.8	250.00	237.50
OTHER WHITE <u>1/</u>	1,603.3	19.3	21.9	14.0	109.45	100.00
<b>TOTAL WHITE</b>	<b>2,588.9</b>	<b>2,080.0</b>	<b>21.1</b>	<b>21.4</b>	<b>133.52</b>	<b>198.33</b>
<b>WINE GRAPES (RED):</b>						
GRENACHE	83.7	0.0	21.2	0.0	250.00	0.00
MISSION	48.5	0.0	21.3	0.0	127.80	0.00
ZINFANDEL	1,325.9	0.0	21.3	0.0	130.72	0.00
OTHER RED <u>1/</u>	147.8	189.6	22.5	19.9	110.00	129.03
<b>TOTAL RED</b>	<b>1,605.9</b>	<b>189.6</b>	<b>21.4</b>	<b>19.9</b>	<b>134.94</b>	<b>129.03</b>
<b>TOTAL WINE</b>	<b>4,194.8</b>	<b>2,269.6</b>	<b>21.2</b>	<b>21.2</b>	<b>134.07</b>	<b>192.54</b>
<b>TOTAL ALL VARIETIES</b>	<b>30,242.0</b>	<b>7,954.7</b>	<b>22.0</b>	<b>21.8</b>	<b>172.49</b>	<b>192.16</b>

1/ Other categories include minor varieties as well as mixed varieties.

TABLE 8: BASE PRICE PAID TO GROWERS FOR GRAPES CRUSHED AND DELIVERED TO CALIFORNIA PROCESSORS FROM THE 1997 CROP WITH BRIX FACTORS AND PURCHASED TONNAGE, BY TYPE, VARIETY, REPORTING DISTRICT WHERE GROWN, AND WEIGHTED AVERAGE BASE PRICE.

District, Type, and Variety	Base Price Per Ton	Brix Factors	Tons	District, Type, and Variety	Base Price Per Ton	Brix Factors	Tons
DOLLARS CODE a/				DOLLARS CODE a/			
<b>DISTRICT 01</b>				CHARDONNAY	1,650.00	7050	216.1
				(Cont' d.)	1,650.00	7240	46.0
					1,682.75	0010	51.0
					1,700.00	0010	429.9
					1,700.00	0350	49.3
					1,700.00	0910	129.1
					1,700.00	0920	53.9
					1,700.00	1005	217.3
					1,700.00	7050	169.4
					1,700.00	7300	103.4
					1,700.00	7735	1,337.2
					1,750.00	0010	9.2
					1,760.00	0010	156.3
					1,800.00	0010	76.1
					1,800.00	0030	3.8
					1,800.00	0435	178.5
					1,800.00	0860	206.5
					1,800.00	0910	96.0
					1,800.00	0920	92.4
					1,800.00	1005	200.0
					1,840.00	0770	170.9
					1,850.00	0010	13.1
					1,850.00	0920	46.6
					1,900.00	0010	22.2
					1,900.00	0855	36.5
					2,000.00	0010	1,690.3
					2,000.00	0130	87.8
					2,000.00	0355	7.2
					2,000.00	0435	8.7
					2,000.00	0860	6.3
					2,000.00	0910	869.2
					2,000.00	0920	273.9
					2,120.00	0120	29.9
					2,200.00	0435	85.9
					2,300.00	0435	115.3
					2,500.00	0010	7.7
				WTD. AVG. BASE	1,596.06		
				CHENIN BLANC	450.00	7050	13.6
					500.00	0725	43.6
					650.00	0780	13.8
					700.00	4880	17.9
					700.00	5210	121.9
					707.00	0855	117.8
					750.00	0010	10.0
					750.00	0660	224.7
					750.00	4985	31.7
					750.00	5135	798.9
					800.00	7300	29.8
					805.00	0770	63.6
					900.00	0120	19.0
					906.00	4840	137.8
				WTD. AVG. BASE	750.56		
				FLORA	750.00	0855	8.6
				WTD. AVG. BASE	750.00		
				FRENCH COLOMBARD	400.00	2750	23.5
					450.00	0770	6.1
					450.00	2750	8.5
					480.00	0725	13.5
					500.00	0010	20.4
					525.00	3215	101.3
					550.00	2750	54.2
					584.25	0610	70.0
					600.00	0660	41.1
					600.00	0780	16.9
					650.00	0010	17.9
BURGER	550.00	0010	5.6				
WTD. AVG. BASE	550.00						
CHARDONNAY	700.00	0910	49.0				
	950.00	0010	17.1				
	1,000.00	0010	115.9				
	1,000.00	0640	4.9				
	1,000.00	0920	1.8				
	1,000.00	1005	7.8				
	1,000.00	1272	9.6				
	1,100.00	0910	80.9				
	1,200.00	0010	25.2				
	1,200.00	0910	374.9				
	1,200.00	1005	33.5				
	1,250.00	0780	46.1				
	1,259.00	7050	67.1				
	1,300.00	0130	19.7				
	1,300.00	0910	361.8				
	1,302.34	0910	132.3				
	1,350.00	0010	27.0				
	1,350.00	0910	96.6				
	1,350.00	1005	12.6				
	1,385.15	0880	1,095.0				
	1,386.86	0880	301.1				
	1,386.96	0200	269.6				
	1,400.00	0010	98.0				
	1,400.00	0200	270.7				
	1,400.00	0910	305.1				
	1,400.00	1005	546.7				
	1,400.00	7050	86.7				
	1,406.00	0010	9.0				
	1,406.00	1095	6.1				
	1,406.38	0010	845.0				
	1,406.38	0880	1,328.5				
	1,408.00	0780	18.5				
	1,425.00	1005	12.8				
	1,430.00	1005	389.4				
	1,450.00	1000	45.8				
	1,450.00	1005	61.2				
	1,455.61	0920	13.0				
	1,456.00	7050	28.1				
	1,470.00	0010	89.1				
	1,475.00	0010	49.8				
	1,483.00	7050	181.9				
	1,500.00	0010	75.1				
	1,500.00	0770	453.2				
	1,500.00	0780	9.7				
	1,500.00	1005	17.2				
	1,500.00	6130	40.3				
	1,500.00	7065	194.0				
	1,535.10	0990	397.0				
	1,535.10	1005	501.6				
	1,540.00	1005	189.2				
	1,540.00	7050	36.4				
	1,547.02	0010	23.7				
	1,550.00	0010	200.0				
	1,552.00	0915	853.6				
	1,575.00	1005	200.0				
	1,600.00	0010	137.5				
	1,600.00	0780	1.3				
	1,600.00	0910	504.9				
	1,600.00	0915	157.9				
	1,600.00	1005	117.8				
	1,650.00	0010	361.9				

TABLE 8: BASE PRICE PAID TO GROWERS FOR GRAPES CRUSHED AND DELIVERED TO CALIFORNIA PROCESSORS FROM THE 1997 CROP WITH BRIX FACTORS AND PURCHASED TONNAGE, BY TYPE, VARIETY, REPORTING DISTRICT WHERE GROWN, AND WEIGHTED AVERAGE BASE PRICE.

District, Type, and Variety	Base Price Per Ton	Brix Factors	Tons	District, Type, and Variety	Base Price Per Ton	Brix Factors	Tons
	DOLLARS	CODE <u>a/</u>			DOLLARS	CODE <u>a/</u>	
<b>DISTRICT 01 (Cont' d.)</b>				SAUVIGNON	325.00	0010	8.1
				BLANC	400.00	0010	40.4
					600.00	0720	120.6
FRENCH	650.00	3215	139.6		700.00	0910	53.0
COLOMBARD	700.00	0010	189.3		715.00	1005	32.9
(Cont' d.)	700.00	4880	135.3		745.00	6125	50.4
	747.00	0855	127.7		800.00	0010	6.2
	750.00	0745	46.3		889.37	0200	210.1
	800.00	0780	2.6		894.33	0010	102.1
					894.33	0760	586.4
WTD. AVG. BASE	643.99				900.00	0845	111.1
					933.20	0760	72.3
GEWURZTRAMNER	800.00	0010	14.5		983.76	0720	108.9
	810.59	0010	50.6		985.00	0770	44.4
	811.00	0010	24.0		1,000.00	0770	51.4
	813.64	0010	95.6		1,000.00	0780	70.0
	875.00	0780	19.6		1,000.00	0910	189.8
	880.00	0010	20.4		1,000.00	0920	19.1
	900.00	0845	34.7		1,000.00	6142	63.7
	925.00	0010	86.9		1,020.00	0120	206.9
	925.00	0845	30.0		1,050.00	0660	18.6
	945.00	0010	19.5		1,055.00	0010	122.9
	950.00	0010	23.9		1,100.00	0010	83.0
	1,000.00	0115	94.0		1,100.00	0115	101.9
	1,000.00	0755	944.6		1,100.00	0735	54.2
	1,000.00	0770	4.1		1,100.00	0760	103.0
	1,000.00	0840	16.7		1,100.00	0780	43.7
	1,000.00	0910	153.0		1,100.00	0920	8.9
	1,030.00	0010	26.2		1,100.00	1005	200.6
	1,035.00	0770	52.4		1,150.00	0010	18.0
	1,100.00	0010	2.7		1,182.50	0835	159.2
	1,100.00	0770	6.8		1,200.00	0010	492.0
	1,100.00	0845	13.5		1,200.00	0780	49.5
					1,200.00	0860	33.6
WTD. AVG. BASE	971.55				1,200.00	6142	22.0
					1,200.00	7050	36.6
GRAY RIESLING	777.00	0010	72.4		1,200.00	7240	10.0
	900.00	0010	12.3		1,225.00	0855	153.9
					1,265.00	0770	163.8
WTD. AVG. BASE	794.86				1,300.00	0780	37.5
					1,300.00	0910	13.3
MARSANNE	1,000.00	0010	.8		1,325.00	0120	16.8
					1,350.00	0760	21.0
WTD. AVG. BASE	1,000.00				1,395.00	0010	84.0
					1,400.00	0120	2.2
MUSCAT BLANC/ M CANELLI	1,047.00	0010	112.8	WTD. AVG. BASE	1,033.42		
	1,400.00	0120	21.2				
	1,610.00	0770	9.2	SEMILLON	850.00	0010	11.5
WTD. AVG. BASE	1,135.43				906.49	0010	33.0
					906.88	0760	30.9
PINOT BLANC	1,107.32	0900	78.6		1,100.00	0010	10.6
	1,200.00	0010	23.6		1,100.00	0770	4.7
	1,400.00	0010	32.7		1,200.00	0010	1.2
					1,325.00	0120	3.6
WTD. AVG. BASE	1,194.48			WTD. AVG. BASE	950.28		
				TOCAI FRIULANO	1,600.00	0010	11.2
PINOT GRIS	1,000.00	0120	13.0		1,800.00	0010	1.4
	1,200.00	0010	6.2				
	1,300.00	0010	2.6	WTD. AVG. BASE	1,622.22		
	1,400.00	0010	2.7				
	1,500.00	0920	7.8	VIIGNIER	1,000.00	0010	.3
	1,900.00	0120	.2		1,400.00	0010	40.7
WTD. AVG. BASE	1,220.92				1,800.00	0010	46.8
					1,800.00	1085	33.4
ROUSANNE	1,600.00	0910	4.0		2,000.00	0920	16.2
WTD. AVG. BASE	1,600.00			WTD. AVG. BASE	1,703.35		

TABLE 8: BASE PRICE PAID TO GROWERS FOR GRAPES CRUSHED AND DELIVERED TO CALIFORNIA PROCESSORS FROM THE 1997 CROP WITH BRIX FACTORS AND PURCHASED TONNAGE, BY TYPE, VARIETY, REPORTING DISTRICT WHERE GROWN, AND WEIGHTED AVERAGE BASE PRICE.

District, Type, and Variety	Base Price Per Ton	Brix Factors	Tons	District, Type, and Variety	Base Price Per Ton	Brix Factors	Tons
DOLLARS CODE a/				DOLLARS CODE a/			
DISTRICT 01 (Cont' d.)				CABERNET	1,645.91	0010	129.8
				SAUVIGNON	1,650.00	0780	4.7
				(Cont' d.)	1,678.00	7240	35.7
					1,685.00	0010	28.0
WHITE RIESLING	600.00	0010	64.8		1,700.00	0010	829.8
	814.85	0010	29.6		1,700.00	1005	336.9
	814.85	0610	215.4		1,725.00	1005	107.1
	840.00	0010	23.4		1,750.00	0010	60.3
	840.00	0115	12.8		1,750.00	1005	55.3
	840.00	0780	23.1		1,800.00	0010	36.9
	900.00	0910	14.6		1,800.00	0860	48.5
	1,000.00	0010	13.5		1,800.00	0920	46.7
	1,000.00	0650	2.8		1,800.00	1005	208.4
	1,000.00	0715	25.5		1,800.00	1025	37.3
	1,000.00	1105	2.6		1,800.00	1065	12.0
	1,100.00	0010	1.9		1,800.00	7740	330.7
	1,800.00	0210	11.7		1,803.97	0010	17.2
	1,860.00	0010	7.5		1,804.00	7240	19.2
	2,000.00	0210	.2		1,850.00	0010	54.0
					1,850.00	0130	11.0
WTD. AVG. BASE	853.07				1,850.00	1020	11.0
					1,881.25	0990	82.1
OTHER WHITE	550.00	4880	31.3		1,900.00	0010	21.6
	900.00	0010	12.2		1,955.00	0770	77.7
	1,000.00	0010	.2		2,000.00	0010	8.2
	1,200.00	0010	2.8		2,000.00	0115	21.9
WTD. AVG. BASE	682.90				2,000.00	0130	12.9
					2,000.00	0910	260.4
					2,000.00	0920	229.1
					2,000.00	1005	238.0
					2,000.00	7240	69.4
					2,100.00	0910	88.4
					2,100.00	1005	121.2
					2,250.00	0910	85.4
				WTD. AVG. BASE	1,674.31		
				CARIGNANE	430.00	0010	26.5
					450.00	0010	17.8
					500.00	1065	8.0
					700.00	0670	100.8
					800.00	0010	.8
					800.00	0780	1.1
					800.00	0910	100.2
					825.00	7240	288.5
					850.00	0910	347.5
					850.00	0920	.6
					850.00	1095	8.9
					900.00	0915	176.4
					900.00	0920	25.0
					900.00	7300	31.3
					912.00	0915	434.9
					950.00	0780	51.7
					950.00	0935	90.0
					950.00	1095	49.3
					950.00	7090	2,019.4
					1,000.00	0780	56.8
					1,000.00	0920	178.2
					1,000.00	7057	69.9
					1,000.00	7065	144.2
					1,000.00	7090	175.8
					1,035.00	0770	15.4
					1,152.00	0010	35.3
					1,200.00	0010	163.2
					1,200.00	0910	20.3
					1,200.00	6615	39.2
				WTD. AVG. BASE	934.74		
CABERNET	300.00	0790	2.8				
SAUVIGNON	1,010.00	0780	20.2				
	1,150.00	0200	21.9				
	1,200.00	0780	61.7				
	1,200.00	0910	144.7				
	1,200.00	0920	2.8				
	1,400.00	0010	12.9				
	1,417.00	7240	42.0				
	1,417.32	0200	135.2				
	1,427.49	0910	1,013.2				
	1,475.00	0915	496.7				
	1,496.28	0010	210.2				
	1,496.28	0920	121.0				
	1,500.00	0010	30.3				
	1,570.24	0910	73.9				
	1,600.00	0010	1.8				
	1,600.00	0910	36.5				
	1,625.00	0010	82.8				
	1,645.82	1015	1.4				



TABLE 8: BASE PRICE PAID TO GROWERS FOR GRAPES CRUSHED AND DELIVERED TO CALIFORNIA PROCESSORS FROM THE 1997 CROP WITH BRIX FACTORS AND PURCHASED TONNAGE, BY TYPE, VARIETY, REPORTING DISTRICT WHERE GROWN, AND WEIGHTED AVERAGE BASE PRICE.

District, Type, and Variety	Base Price Per Ton	Brix Factors	Tons	District, Type, and Variety	Base Price Per Ton	Brix Factors	Tons
	DOLLARS	CODE <u>a/</u>			DOLLARS	CODE <u>a/</u>	
DI STRI CT 01 (Cont' d.)				MERLOT	1,600.00	0910	31.1
				(Cont' d.)	1,600.00	7240	16.3
					1,610.84	0010	56.8
					1,610.84	0910	85.0
CHARBONO	1,200.00	2750	13.6		1,650.00	0010	160.4
	1,243.00	0010	44.9		1,660.00	7240	191.2
	1,600.00	0010	10.1		1,660.13	0010	35.0
					1,660.13	0945	9.9
WTD. AVG. BASE	1,287.04				1,700.00	0010	505.1
					1,700.00	0780	35.3
CINSAULT	1,850.00	0130	.6		1,700.00	1000	44.9
					1,700.00	7740	36.7
WTD. AVG. BASE	1,850.00				1,717.00	7240	42.1
					1,741.88	0010	28.3
DOLCETTO	1,400.00	0010	23.5		1,750.00	0010	78.1
					1,771.93	0010	10.7
WTD. AVG. BASE	1,400.00				1,789.00	7240	19.8
					1,800.00	0010	161.6
EARLY BURGUNDY	600.00	7090	9.5		1,800.00	0780	1.8
					1,800.00	0930	18.0
WTD. AVG. BASE	600.00				1,800.00	1065	2.0
					1,800.00	7740	18.4
GAMAY (NAPA)	828.00	0010	33.6		1,850.00	1085	38.7
	850.00	0010	5.0		1,870.66	0910	238.5
	850.00	0715	41.0		1,900.00	7240	24.7
	850.00	2260	56.5		1,950.00	0010	20.2
	852.00	2260	15.3		2,000.00	0010	117.2
	900.00	0010	2.4		2,000.00	0920	113.5
	1,000.00	0010	5.0		2,000.00	1005	271.0
	1,000.00	0125	13.7		2,000.00	7240	161.1
	1,000.00	0660	44.5		2,000.00	7835	39.4
	1,000.00	0735	9.8		2,100.00	0010	59.6
	1,000.00	2260	14.1		2,200.00	0920	65.9
	1,000.00	7090	21.5		2,200.00	1005	32.0
	1,020.00	0660	30.6		2,300.00	0010	5.1
	1,050.00	0010	4.5		2,500.00	0010	15.2
	2,045.00	7240	24.6				
WTD. AVG. BASE	1,008.96			WTD. AVG. BASE	1,712.91		
				MEUNIER	1,200.00	1095	11.6
GAMAY	784.69	0010	45.4	WTD. AVG. BASE	1,200.00		
BEAUJOLAIS							
WTD. AVG. BASE	784.69			NEBBIOLO	1,600.00	0010	10.3
				WTD. AVG. BASE	1,600.00		
GRENACHE	600.00	1005	6.0				
	600.00	7090	31.4	PETIT VERDOT	1,500.21	0010	9.4
	800.00	0010	1.7	WTD. AVG. BASE	1,500.21		
	800.00	0920	20.8				
	950.00	1005	26.1	PETITE SIRAH	1,000.00	1027	.3
	975.00	0010	77.4		1,200.00	0010	15.7
	1,200.00	1095	1.1		1,200.00	0910	6.1
	1,250.00	0010	3.2		1,200.00	7090	220.3
	2,000.00	0945	2.7		1,247.00	0010	219.7
WTD. AVG. BASE	888.62				1,250.00	1095	5.8
					1,250.00	1100	2.2
MATARO/ MOURVEDRE	1,800.00	0130	5.4		1,275.56	0925	115.8
WTD. AVG. BASE	1,800.00				1,400.00	0780	11.8
					1,400.00	1005	2.7
MERLOT	1,000.00	0010	69.1		1,407.00	0010	6.2
	1,100.00	0010	4.9		1,500.00	0010	15.4
	1,200.00	0910	29.4		1,500.00	1095	3.6
	1,250.00	0910	131.7		1,600.00	0010	4.8
	1,350.00	0010	37.3		1,600.00	0580	30.3
	1,400.00	0010	110.5		1,600.00	0780	4.8
	1,400.00	0920	2.9		1,600.00	1095	.8
	1,500.00	0010	141.4		1,625.00	0010	5.3
	1,580.00	0915	357.5		1,644.00	0145	7.5
	1,600.00	0010	512.6		1,650.00	0145	4.7

TABLE 8: BASE PRICE PAID TO GROWERS FOR GRAPES CRUSHED AND DELIVERED TO CALIFORNIA PROCESSORS FROM THE 1997 CROP WITH BRIX FACTORS AND PURCHASED TONNAGE, BY TYPE, VARIETY, REPORTING DISTRICT WHERE GROWN, AND WEIGHTED AVERAGE BASE PRICE.

District, Type, and Variety	Base Price Per Ton	Brix Factors	Tons	District, Type, and Variety	Base Price Per Ton	Brix Factors	Tons
DOLLARS      CODE a/				DOLLARS      CODE a/			
<b>DISTRICT 01 (Cont' d.)</b>				SANGIOVETO/ SANGIOVESE	1, 200. 00	7240	17. 2
					1, 319. 58	0010	51. 6
					1, 480. 00	0010	. 9
					1, 508. 23	0010	2. 1
					1, 508. 23	0910	3. 5
					1, 533. 00	1005	53. 0
					1, 600. 00	0010	24. 8
					1, 600. 00	1025	31. 7
					1, 650. 00	0200	13. 5
					1, 750. 00	0010	4. 3
					1, 750. 00	1080	34. 1
					1, 800. 00	0010	46. 9
					1, 850. 00	1020	12. 6
				WTD. AVG. BASE	1, 577. 86		
				SYRAH/FRENCH SYRAH-SHIRAZ	800. 00	0010	46. 5
					800. 00	0450	4. 7
					1, 000. 00	0780	49. 6
					1, 200. 00	7090	52. 0
					1, 300. 00	1015	144. 7
					1, 369. 16	0010	10. 9
					1, 500. 00	1015	40. 2
					1, 600. 00	1095	. 6
					1, 700. 00	0010	20. 1
					1, 800. 00	0010	15. 4
					1, 800. 00	0915	10. 8
					1, 800. 00	0920	16. 2
					1, 800. 00	1085	26. 1
					1, 850. 00	0010	18. 8
					1, 950. 00	0010	8. 1
					2, 000. 00	0010	17. 2
					2, 400. 00	1095	1. 0
				WTD. AVG. BASE	1, 371. 09		
				ZINFANDEL	450. 00	0430	38. 2
					500. 00	2380	32. 6
					550. 00	2260	9. 8
					600. 00	0010	10. 7
					626. 70	0430	37. 3
					630. 00	0640	158. 0
					660. 00	0010	5. 3
					660. 00	0366	198. 8
					660. 00	0450	1, 823. 0
					660. 00	1995	81. 0
					660. 00	2000	589. 0
					750. 00	0010	8. 0
					923. 01	0010	11. 0
					1, 000. 00	0010	57. 8
					1, 000. 00	7300	33. 8
					1, 032. 75	0010	2. 4
					1, 145. 00	7240	15. 5
					1, 176. 50	0010	18. 4
					1, 200. 00	0010	45. 7
					1, 200. 00	0910	82. 9
					1, 200. 00	1065	25. 7
					1, 300. 00	0010	43. 7
					1, 350. 00	7240	99. 0
					1, 394. 00	0915	685. 2
					1, 400. 00	0010	18. 0
					1, 400. 00	0130	8. 2
					1, 400. 00	0910	535. 9
					1, 423. 36	0915	31. 0
					1, 430. 00	0010	21. 5
					1, 440. 00	0780	9. 0
					1, 500. 00	0010	33. 0
					1, 500. 00	0780	7. 6
					1, 500. 00	0915	71. 6
					1, 500. 00	1020	13. 7
					1, 500. 00	1095	56. 1
PETITE SIRAH (Cont' d.)	1, 650. 00	0910	55. 2				
	1, 686. 02	0145	10. 7				
	1, 700. 00	1020	13. 9				
	1, 700. 00	1025	8. 3				
	1, 750. 00	0010	15. 6				
	1, 750. 00	1020	11. 6				
	1, 800. 00	0010	59. 1				
	1, 800. 00	0130	2. 5				
	1, 800. 00	0910	28. 5				
	1, 850. 00	1065	3. 0				
	1, 950. 00	0010	20. 6				
	1, 950. 00	0920	6. 8				
WTD. AVG. BASE	1, 402. 19						
PINOT NOIR	915. 00	0010	1. 9				
	916. 00	7240	39. 6				
	1, 000. 00	0920	39. 5				
	1, 155. 00	0010	165. 9				
	1, 200. 00	1180	33. 5				
	1, 247. 00	1005	234. 8				
	1, 250. 00	0010	21. 0				
	1, 300. 00	0010	19. 1				
	1, 337. 00	0010	19. 6				
	1, 337. 00	1180	5. 7				
	1, 350. 00	0010	12. 3				
	1, 400. 00	0010	9. 5				
	1, 400. 00	0085	20. 1				
	1, 400. 00	0780	2. 4				
	1, 400. 00	1005	24. 9				
	1, 470. 00	0010	89. 1				
	1, 500. 00	0010	7. 8				
	1, 500. 00	0780	10. 4				
	1, 500. 00	1005	44. 0				
	1, 540. 00	0010	20. 1				
	1, 600. 00	0010	8. 5				
	1, 600. 00	0920	8. 0				
	1, 600. 00	7740	442. 1				
	1, 610. 00	0770	73. 4				
	1, 700. 00	0010	18. 1				
	1, 750. 00	0010	166. 8				
	1, 750. 00	0660	142. 9				
	1, 750. 00	0780	249. 0				
	1, 750. 00	7240	22. 9				
	1, 800. 00	0010	11. 6				
	1, 900. 00	0145	10. 8				
	1, 900. 00	1005	10. 6				
	1, 950. 00	0130	. 8				
	1, 950. 00	0395	14. 0				
	1, 950. 00	0920	41. 3				
	2, 000. 00	0010	41. 6				
	2, 000. 00	0130	100. 9				
	2, 000. 00	0920	4. 2				
	2, 000. 00	1085	5. 5				
	2, 145. 00	0435	19. 1				
	2, 193. 75	0130	28. 0				
	2, 200. 00	0795	8. 7				
	2, 243. 00	0435	150. 3				
	2, 300. 00	0010	46. 3				
	2, 350. 00	0010	3. 3				
WTD. AVG. BASE	1, 627. 52						
PORTUGIESER BLAUER	1, 200. 00	0140	3. 6				
WTD. AVG. BASE	1, 200. 00						

TABLE 8: BASE PRICE PAID TO GROWERS FOR GRAPES CRUSHED AND DELIVERED TO CALIFORNIA PROCESSORS FROM THE 1997 CROP WITH BRIX FACTORS AND PURCHASED TONNAGE, BY TYPE, VARIETY, REPORTING DISTRICT WHERE GROWN, AND WEIGHTED AVERAGE BASE PRICE.

District, Type, and Variety	Base Price Per Ton	Brix Factors	Tons	District, Type, and Variety	Base Price Per Ton	Brix Factors	Tons
	DOLLARS	CODE <u>a/</u>			DOLLARS	CODE <u>a/</u>	
<b>DISTRICT 01 (Cont'd.)</b>				CHARDONNAY	1,552.00	0915	327.4
ZINFANDEL	1,500.00	7135	513.1	(Cont'd.)	1,600.00	0920	23.9
(Cont'd.)	1,550.00	0010	27.1		1,645.92	0010	31.4
	1,550.00	0780	16.7		2,150.00	0010	26.2
	1,550.00	7752	25.6		2,300.00	0010	8.8
	1,600.00	0010	142.8	WTD. AVG. BASE	1,364.45		
	1,600.00	0780	174.4	CHENIN BLANC	707.00	0855	39.1
	1,600.00	0920	127.6		750.00	0660	27.8
	1,600.00	1005	121.2	WTD. AVG. BASE	724.87		
	1,600.00	1095	15.6	MUSCAT BLANC/ M CANELLI	875.00	0780	38.1
	1,616.28	1000	10.3		1,000.00	0720	116.0
	1,625.00	0010	103.2		1,000.00	1005	31.3
	1,625.00	0920	39.4		1,047.00	0010	55.7
	1,625.00	0925	30.9	WTD. AVG. BASE	991.10		
	1,650.00	0010	123.1	SAUVIGNON	450.00	0010	18.9
	1,650.00	0780	29.8	BLANC	675.00	0715	62.8
	1,650.00	1005	61.8		839.72	0715	211.6
	1,650.00	1095	46.9		840.00	0010	705.9
	1,650.00	7740	103.5		861.47	0010	48.5
	1,672.00	0010	16.3		861.47	0715	411.6
	1,675.00	0010	10.6		861.47	0840	650.6
	1,700.00	0010	13.3		883.23	0845	148.2
	1,700.00	0685	9.0		900.00	0010	31.4
	1,700.00	0780	26.5		904.54	0715	10.0
	1,700.00	0910	102.7		906.08	0715	287.3
	1,750.00	1000	25.9		947.62	0770	13.0
	1,750.00	1095	53.4		990.00	0010	111.3
	1,800.00	0010	245.8		1,000.00	0010	563.6
	1,800.00	0130	8.4		1,000.00	0780	19.3
	1,800.00	0780	104.9		1,000.00	4855	53.7
	1,800.00	0910	14.6		1,026.52	0120	49.5
	1,800.00	1020	88.3		1,050.11	0765	258.3
	1,800.00	1065	10.0		1,100.00	0780	12.5
	1,800.00	1100	23.9		1,225.00	0855	171.7
	1,850.00	0130	5.8	WTD. AVG. BASE	914.69		
	1,900.00	0010	4.8	SEMILLON	779.00	0855	10.7
	1,900.00	1100	5.8		1,000.00	0010	5.7
	2,054.00	7240	23.7		1,000.00	1005	23.3
WTD. AVG. BASE	1,171.54			WTD. AVG. BASE	940.44		
OTHER RED	500.00	0010	3.5	VIIGNIER	1,400.00	0010	3.4
	600.00	7090	3.6		1,540.00	0010	31.3
	730.44	0920	3.0	WTD. AVG. BASE	1,526.28		
	1,100.00	0010	17.7	WHITE RIESLING	625.00	0010	136.2
	1,200.00	0010	.4		697.58	0010	3.6
	1,400.00	1095	9.5		750.00	0010	28.3
	2,000.00	0920	.8		850.00	0010	26.6
WTD. AVG. BASE	1,063.67			WTD. AVG. BASE	675.25		
<b>DISTRICT 02</b>				WINE GRAPES (WHITE)			
CHARDONNAY	800.00	0930	2.5	WINE GRAPES (RED)			
	1,000.00	7240	72.5	CABERNET FRANC	1,000.00	7752	27.8
	1,170.00	7240	22.3		1,150.00	0010	26.3
	1,200.00	0010	3.7		1,200.00	0010	38.5
	1,220.00	7240	52.5		1,322.01	0920	6.1
	1,221.69	0010	493.0		1,850.00	0010	80.0
	1,250.00	0010	19.4		1,850.00	0920	22.3
	1,300.00	0010	39.1	WTD. AVG. BASE	1,500.32		
	1,400.00	0780	1.5				
	1,540.00	0845	61.2				

TABLE 8: BASE PRICE PAID TO GROWERS FOR GRAPES CRUSHED AND DELIVERED TO CALIFORNIA PROCESSORS FROM THE 1997 CROP WITH BRIX FACTORS AND PURCHASED TONNAGE, BY TYPE, VARIETY, REPORTING DISTRICT WHERE GROWN, AND WEIGHTED AVERAGE BASE PRICE.

District, Type, and Variety	Base Price Per Ton	Brix Factors	Tons	District, Type, and Variety	Base Price Per Ton	Brix Factors	Tons
	DOLLARS	CODE a/			DOLLARS	CODE a/	
<b>DISTRICT 02 (Cont' d.)</b>				<b>DISTRICT 03</b>			
<b>WINE GRAPES (WHITE)</b>							
CABERNET	1,000.00	0920	6.0	OTHER RED	750.00	0010	.3
SAUVIGNON	1,200.00	0010	639.7	WTD. AVG. BASE	750.00		
	1,200.00	0860	30.4				
	1,200.00	7730	235.1				
	1,200.00	7745	257.8				
	1,205.00	7240	100.5				
	1,300.00	0010	37.7				
	1,300.00	0770	129.7				
	1,300.00	0910	393.2				
	1,386.09	0910	13.3				
	1,400.00	0780	1.5				
	1,400.00	0920	136.7				
	1,400.00	7745	117.7				
	1,400.00	7752	249.2				
	1,475.00	0010	285.5				
	1,500.00	0010	27.3				
	1,540.00	0910	253.9				
	1,600.00	7240	40.5				
	1,637.95	0010	110.9				
	1,700.00	0920	4.3				
	1,900.00	0920	32.9				
	2,000.00	0920	42.7				
WTD. AVG. BASE	1,344.92						
GAMAY (NAPA)	750.00	0910	2.5				
	828.00	0010	44.9				
	1,000.00	0660	157.1				
WTD. AVG. BASE	959.18						
MERLOT	1,400.00	7745	70.1				
	1,450.00	7240	314.0				
	1,500.00	0010	152.0				
	1,500.00	0910	37.6				
	1,580.00	0915	94.3				
	1,600.00	0920	45.8				
	1,650.00	0010	64.7				
	1,650.00	0910	124.5				
	1,660.13	0920	99.7				
	1,800.00	0920	99.1				
WTD. AVG. BASE	1,557.62						
PETITE SIRAH	942.73	0910	11.0				
WTD. AVG. BASE	942.73						
SYRAH/FRENCH SYRAH-SHIRAZ	1,300.00	0010	89.4				
WTD. AVG. BASE	1,300.00						
ZINFANDEL	500.00	0010	2.5				
	660.00	0450	854.7				
	660.00	1995	76.0				
	680.00	0010	12.4				
	900.00	0010	22.7				
	1,000.00	0140	2.9				
	1,300.00	0780	1.5				
	1,394.00	0010	93.5				
	1,400.00	0780	.6				
	1,425.00	0010	28.7				
WTD. AVG. BASE	749.70						

TABLE 8: BASE PRICE PAID TO GROWERS FOR GRAPES CRUSHED AND DELIVERED TO CALIFORNIA PROCESSORS FROM THE 1997 CROP WITH BRIX FACTORS AND PURCHASED TONNAGE, BY TYPE, VARIETY, REPORTING DISTRICT WHERE GROWN, AND WEIGHTED AVERAGE BASE PRICE.

District, Type, and Variety	Base Price Per Ton	Brix Factors	Tons	District, Type, and Variety	Base Price Per Ton	Brix Factors	Tons
	DOLLARS	CODE <u>a/</u>			DOLLARS	CODE <u>a/</u>	
DI STRI CT 03 (Cont' d.)				CHARDONNAY (Cont' d.)			
CHARDONNAY (Cont' d.)	1,455.61	0010	1,409.7		1,650.00	0910	77.7
	1,455.61	0200	304.7		1,650.00	0920	240.6
	1,455.61	0329	96.4		1,650.00	0990	5.8
	1,455.61	0780	56.3		1,650.00	1000	13.8
	1,455.61	0855	611.7		1,650.00	1005	1,488.3
	1,455.61	0910	28.9		1,662.60	0200	166.6
	1,455.86	0010	986.3		1,673.95	0010	233.8
	1,455.86	0430	553.0		1,673.95	0670	22.2
	1,455.86	0480	143.7		1,674.00	0010	155.2
	1,455.86	0910	52.2		1,674.00	0775	19.3
	1,456.00	0010	442.6		1,674.24	0010	19.1
	1,456.00	0910	10.6		1,674.24	0910	65.5
	1,456.00	7050	8.8		1,675.00	0770	69.9
	1,456.61	0010	10.5		1,685.00	0010	64.1
	1,470.00	0910	63.1		1,685.19	0200	76.6
	1,485.01	0780	89.2		1,694.24	0010	42.5
	1,499.07	0770	50.3		1,696.68	0010	49.0
	1,500.00	0010	581.8		1,699.95	0010	14.8
	1,500.00	0770	45.9		1,700.00	0010	1,246.6
	1,500.00	0780	71.9		1,700.00	0115	107.4
	1,500.00	0790	54.4		1,700.00	0200	1,061.5
	1,500.00	0855	53.8		1,700.00	0660	55.1
	1,500.00	0910	144.0		1,700.00	0670	32.9
	1,500.00	0920	19.0		1,700.00	0685	18.2
	1,500.00	0990	165.4		1,700.00	0780	17.7
	1,500.00	1005	505.1		1,700.00	0910	51.4
	1,500.00	1085	20.2		1,700.00	0920	286.4
	1,528.39	0010	203.3		1,700.00	1000	9.6
	1,528.39	0780	23.3		1,700.00	1005	285.2
	1,530.30	0010	26.0		1,700.00	1085	10.8
	1,530.86	0010	23.7		1,700.00	5215	109.6
	1,540.00	0010	11.1		1,700.00	7010	5.7
	1,540.00	1005	350.4		1,700.00	7735	4,590.0
	1,540.00	6625	367.5		1,710.64	0780	97.8
	1,542.61	0010	284.1		1,725.00	0010	78.0
	1,548.75	0990	95.0		1,725.00	0480	279.2
	1,550.00	1005	26.3		1,728.00	0010	9.5
	1,550.00	1085	8.5		1,746.73	1005	6.8
	1,563.58	0010	23.6		1,747.00	6700	844.8
	1,565.00	7065	1,025.4		1,749.00	0780	299.0
	1,569.84	0845	112.6		1,750.00	0010	465.1
	1,588.07	0910	43.6		1,750.00	0125	15.6
	1,595.00	1005	15.5		1,750.00	0200	142.8
	1,600.00	0010	3,244.7		1,750.00	0770	17.2
	1,600.00	0130	10.9		1,750.00	0780	39.2
	1,600.00	0770	49.7		1,750.00	0910	81.7
	1,600.00	0910	494.3		1,750.00	1005	302.5
	1,600.00	0920	97.1		1,750.00	7340	21.2
	1,600.00	1005	453.3		1,774.00	0910	119.9
	1,600.00	1085	2.8		1,792.00	0010	29.9
	1,601.00	0770	99.0		1,800.00	0010	2,336.1
	1,601.00	1000	5.3		1,800.00	0350	72.7
	1,601.15	7165	243.2		1,800.00	0660	48.5
	1,601.17	0010	3,250.8		1,800.00	0770	39.0
	1,601.17	0780	24.3		1,800.00	0910	261.3
	1,601.17	0910	84.6		1,800.00	0915	20.1
	1,601.17	0920	764.1		1,800.00	0920	84.3
	1,601.17	1000	17.8		1,800.00	1005	412.0
	1,601.45	0910	607.0		1,800.00	1057	61.2
	1,601.61	0010	9.4		1,800.00	1080	41.5
	1,601.71	0010	114.3		1,800.00	1085	11.6
	1,602.00	0860	890.2		1,800.00	1095	7.3
	1,612.80	0685	14.5		1,800.00	6850	20.9
	1,612.80	0780	42.4		1,800.00	7380	380.1
	1,631.00	0010	7.0		1,800.00	7760	72.5
	1,650.00	0010	507.7		1,801.16	0010	296.1
	1,650.00	0900	19.3		1,805.00	0910	33.9
					1,819.51	0010	239.8
					1,825.00	0435	39.8
					1,848.00	0910	52.2
					1,850.00	0010	658.7

TABLE 8: BASE PRICE PAID TO GROWERS FOR GRAPES CRUSHED AND DELIVERED TO CALIFORNIA PROCESSORS FROM THE 1997 CROP WITH BRIX FACTORS AND PURCHASED TONNAGE, BY TYPE, VARIETY, REPORTING DISTRICT WHERE GROWN, AND WEIGHTED AVERAGE BASE PRICE.

District, Type, and Variety	Base Price Per Ton	Brix Factors	Tons	District, Type, and Variety	Base Price Per Ton	Brix Factors	Tons
DOLLARS CODE a/				DOLLARS CODE a/			
<b>DISTRICT 03 (Cont' d.)</b>				FRENCH	500.00	0540	1,611.8
				COLOMBARD	600.00	0650	41.5
				(Cont' d.)	600.00	0920	.7
CHARDONNAY	1,850.00	0140	121.2		600.00	3215	41.4
(Cont' d.)	1,850.00	0845	42.3		600.00	4980	41.6
	1,850.00	0855	108.3		650.00	0715	99.7
	1,850.00	0915	872.9		650.00	3215	5.6
	1,850.00	0920	138.1		700.00	0010	41.4
	1,850.00	1005	167.3		700.00	4880	109.8
	1,850.00	1015	22.0		750.00	0010	16.5
	1,875.00	0910	42.2		800.00	0010	13.3
	1,900.00	0010	511.5	WTD. AVG. BASE	531.58		
	1,900.00	0385	.5				
	1,900.00	0910	55.4	GEWURZTRAMNER	718.50	0645	10.0
	1,900.00	0920	2.0		750.00	0770	11.1
	1,900.00	1085	31.7		800.00	0780	1.3
	1,900.00	7380	227.5		837.95	0010	248.4
	1,900.00	7470	32.2		850.00	0010	6.9
	1,950.00	0010	26.7		915.70	0010	76.3
	1,950.00	1005	62.6		915.70	0650	85.0
	1,965.00	1005	67.5		1,000.00	0010	206.2
	1,965.10	0010	1.4		1,000.00	0481	4.8
	2,000.00	0010	1,161.9		1,000.00	0655	20.3
	2,000.00	0125	49.6		1,000.00	0760	99.7
	2,000.00	0670	57.8		1,000.00	0910	9.4
	2,000.00	0770	52.0		1,050.00	0010	52.5
	2,000.00	0780	28.3		1,100.00	0010	147.6
	2,000.00	0910	95.2		1,100.00	0770	76.2
	2,000.00	0915	37.3		1,150.00	0900	23.9
	2,000.00	0920	582.1		1,200.00	0010	76.4
	2,000.00	1005	58.2		1,260.00	0010	2.2
	2,000.00	1065	423.3		1,800.00	0910	3.0
	2,000.00	1085	1,181.5	WTD. AVG. BASE	988.03		
	2,100.00	0010	273.3				
	2,100.00	0915	71.7	GRAY RIESLING	1,000.00	1000	18.8
	2,150.00	1095	18.5		1,010.00	0925	24.9
	2,200.00	0010	38.3	WTD. AVG. BASE	1,005.70		
	2,200.00	0125	5.1	KLEINBERGER	700.00	0550	7.9
	2,200.00	0780	56.8		1,400.00	0550	4.6
	2,200.00	0910	114.0	WTD. AVG. BASE	957.60		
	2,200.00	1020	233.9	MARSANNE	1,800.00	1085	24.3
	2,300.00	0780	42.5	WTD. AVG. BASE	1,800.00		
	2,300.00	0900	54.8	MELON	929.07	0770	45.6
	2,500.00	0780	98.2	WTD. AVG. BASE	929.07		
	2,500.00	0910	109.8	MUSCADELLE	1,000.00	0010	4.8
	2,600.00	1180	13.5	WTD. AVG. BASE	1,000.00		
WTD. AVG. BASE	1,647.42			MUSCAT BLANC/ M CANELLI	1,143.07	0010	5.2
CHASSELAS DORE	250.00	0010	23.2		1,143.07	0770	28.4
WTD. AVG. BASE	250.00				1,200.00	0010	5.6
CHENIN BLANC	450.00	0010	152.5		1,250.00	0010	3.0
	500.00	0105	129.1		1,400.00	0010	8.5
	575.96	0010	115.8		1,400.00	0780	18.4
	577.00	0760	28.0		1,400.00	1085	6.7
	577.35	0430	224.6		1,450.00	0770	9.7
	600.00	0660	5.6		1,500.00	0010	6.9
	635.00	0010	26.2		1,588.23	0010	9.6
	662.00	0010	19.2		1,600.00	0010	13.5
	700.00	4880	299.5		3,000.00	0010	5.0
	750.00	0660	108.8	WTD. AVG. BASE	1,428.87		
	800.00	0660	31.4				
	800.00	0920	3.0				
WTD. AVG. BASE	609.58						
FRENCH	325.00	0010	10.6				
COLOMBARD	400.00	0010	4.4				

TABLE 8: BASE PRICE PAID TO GROWERS FOR GRAPES CRUSHED AND DELIVERED TO CALIFORNIA PROCESSORS FROM THE 1997 CROP WITH BRIX FACTORS AND PURCHASED TONNAGE, BY TYPE, VARIETY, REPORTING DISTRICT WHERE GROWN, AND WEIGHTED AVERAGE BASE PRICE.

District, Type, and Variety	Base Price Per Ton	Brix Factors	Tons	District, Type, and Variety	Base Price Per Ton	Brix Factors	Tons
	DOLLARS	CODE <u>a/</u>			DOLLARS	CODE <u>a/</u>	
DI STRI CT 03 (Cont' d.)				SAUVIGNON	1,100.00	0840	16.4
				BLANC	1,100.00	0910	73.0
				(Cont' d.)	1,100.00	0920	57.9
					1,150.00	0010	79.1
MUSCAT ORANGE	1,650.00	1319	.3		1,150.00	0770	23.5
					1,178.75	0010	36.3
WTD. AVG. BASE	1,650.00				1,200.00	0010	404.5
					1,200.00	0660	27.8
PALOMINO/ G CHASSELAS	550.00	0010	14.9		1,200.00	0760	65.8
WTD. AVG. BASE	550.00				1,200.00	0770	33.5
					1,200.00	0910	103.5
					1,200.00	1065	115.8
PINOT BLANC	800.00	0775	24.2		1,203.32	0010	94.8
	1,018.04	0010	69.0		1,212.00	0010	11.2
	1,119.84	0770	212.2		1,250.00	0010	3.2
	1,120.00	0765	42.7		1,250.00	0115	51.0
	1,200.00	1080	.3		1,250.00	0670	23.5
	1,350.00	1065	47.1		1,250.00	0770	50.6
	1,500.00	1085	11.0		1,250.00	0920	62.0
WTD. AVG. BASE	1,120.55				1,300.00	0010	120.8
					1,300.00	0115	69.8
PINOT GRIS	1,300.00	0010	7.7		1,302.00	0010	4.1
	1,300.00	0145	4.4		1,400.00	0010	15.5
	1,300.00	0760	12.7		1,400.00	0770	34.0
	1,400.00	0010	10.6		1,400.00	1280	8.3
	1,600.00	0010	1.1		1,725.00	0780	55.2
	1,600.00	0329	7.7	WTD. AVG. BASE	1,074.19		
	1,600.00	0910	14.2	SAUVIGNON	1,100.00	1085	70.8
	1,800.00	1085	3.8	MUSQUE	1,350.00	0010	7.6
WTD. AVG. BASE	1,458.52			WTD. AVG. BASE	1,124.23		
ROUSANNE	1,800.00	0780	13.9	SAUVIGNON	450.00	0010	2.3
WTD. AVG. BASE	1,800.00			VERT	485.00	0010	21.9
SAUVIGNON BLANC	500.00	0010	18.0	WTD. AVG. BASE	481.67		
	800.00	0780	1.6	SEMILLON	750.00	0010	4.4
	828.57	0010	24.7		750.00	0910	1.0
	850.00	0010	70.5		750.00	1095	.4
	850.00	0660	44.1		825.00	0010	11.0
	900.00	0010	74.9		900.00	0010	16.3
	916.45	1065	50.8		906.88	0010	45.3
	925.00	0910	27.7		907.00	0010	7.2
	930.00	0760	5.2		1,000.00	0010	46.7
	931.64	0010	269.8		1,000.00	0910	27.0
	932.00	0010	53.5		1,000.00	0920	.6
	932.00	0780	4.8		1,025.00	0910	2.8
	933.20	0010	361.3		1,050.00	0010	51.4
	950.00	0010	19.1		1,100.00	0010	15.0
	997.50	0835	22.4		1,100.00	0760	11.1
	1,000.00	0010	137.2		1,200.00	0010	229.9
	1,000.00	0780	47.5		1,200.00	0760	22.8
	1,025.00	0010	91.9		1,300.00	0010	12.7
	1,025.00	0760	5.0		1,300.00	0760	15.6
	1,025.00	0910	21.3	WTD. AVG. BASE	1,104.35		
	1,026.52	0010	608.0	SYMPHONY	435.00	0010	195.9
	1,026.52	0770	623.6	WTD. AVG. BASE	435.00		
	1,027.00	0115	53.2	TOCAI FRIULANO	1,400.00	0010	5.3
	1,030.00	0775	586.3	WTD. AVG. BASE	1,400.00		
	1,071.00	0760	81.9	VIIGNIER	875.00	0010	8.2
	1,072.00	0120	111.9		1,300.00	0010	45.1
	1,073.18	0010	23.8		1,341.81	0010	67.1
	1,075.00	0920	50.6				
	1,100.00	0010	293.4				
	1,100.00	0760	116.3				
	1,100.00	0770	247.7				
	1,100.00	0775	156.2				
	1,100.00	0780	22.1				

TABLE 8: BASE PRICE PAID TO GROWERS FOR GRAPES CRUSHED AND DELIVERED TO CALIFORNIA PROCESSORS FROM THE 1997 CROP WITH BRIX FACTORS AND PURCHASED TONNAGE, BY TYPE, VARIETY, REPORTING DISTRICT WHERE GROWN, AND WEIGHTED AVERAGE BASE PRICE.

District, Type, and Variety	Base Price Per Ton	Brix Factors	Tons	District, Type, and Variety	Base Price Per Ton	Brix Factors	Tons
DOLLARS CODE a/				DOLLARS CODE a/			
<b>DISTRICT 03 (Cont' d.)</b>				ARAMDN	1,375.00	0010	67.8
				WTD. AVG. BASE	1,375.00		
VIOGNIER	1,342.00	0010	3.6	BARBERA	1,200.00	0010	3.7
(Cont' d.)	1,400.00	0010	9.5		1,350.00	1095	1.8
	1,475.99	0760	3.5		1,650.00	0010	4.5
	1,500.00	0010	14.9		1,800.00	0010	25.2
	1,500.00	0150	4.8		1,800.00	0860	20.9
	1,500.00	1085	15.1		2,000.00	0010	6.1
	1,609.91	0010	7.7		2,000.00	1085	22.6
	1,709.91	0010	1.2	WTD. AVG. BASE	1,824.00		
	1,725.00	0010	33.7				
	1,778.53	0990	3.5	CABERNET FRANC	950.00	0010	13.5
	1,800.00	0780	12.0		1,200.00	0770	1.1
	1,800.00	0915	4.1		1,419.99	0140	9.9
	1,900.00	0010	17.2		1,482.00	0010	9.6
	1,903.23	1285	1.2		1,482.00	1180	1.8
	2,000.00	0010	25.3		1,482.49	0010	53.8
	2,000.00	0140	2.6		1,482.62	0010	9.8
	3,000.00	1085	1.6		1,483.00	0010	3.6
WTD. AVG. BASE	1,541.99				1,483.00	1085	6.3
					1,484.00	0010	23.4
WHITE RIESLING	700.00	0760	13.4		1,500.00	0010	22.6
	750.00	0010	86.7		1,500.00	0780	3.7
	800.00	0010	22.4		1,500.00	0920	8.6
	824.88	0010	210.7		1,586.41	0010	1.4
	824.88	0715	32.3		1,600.00	0010	69.0
	850.00	0010	1.9		1,600.00	0910	2.0
	950.00	0670	25.8		1,600.00	0920	24.9
	1,050.00	0010	24.0		1,600.00	1095	7.0
	1,050.00	0780	27.8		1,630.73	0010	10.7
	1,100.00	0010	25.5		1,630.74	0010	45.6
	1,150.00	2625	5.8		1,630.74	0920	33.5
	1,200.00	1340	2.8		1,650.00	0010	101.6
	1,600.00	0010	6.0		1,650.00	1085	9.2
	1,999.00	0010	.9		1,700.00	0010	33.7
	1,999.00	1340	5.6		1,704.86	0010	4.9
WTD. AVG. BASE	882.75				1,704.86	0915	11.8
					1,705.00	0010	11.7
OTHER WHITE	500.00	0583	1.2		1,725.00	0780	8.8
	500.00	0910	1.8		1,750.00	0010	47.8
	550.00	0010	.2		1,750.00	0920	9.6
	550.00	4880	6.2		1,760.00	0920	7.1
	577.00	0770	.7		1,778.99	0920	29.8
	750.00	0010	11.9		1,789.33	0010	24.1
	800.00	0010	11.9		1,800.00	0010	235.3
	939.83	0010	1.3		1,800.00	0145	10.2
WTD. AVG. BASE	712.80				1,800.00	7325	54.1
					1,800.00	7740	74.2
					1,804.00	0010	19.2
					1,827.27	0010	2.1
					1,850.00	0920	22.5
					1,875.00	0010	13.2
					1,900.00	0010	177.1
					1,900.00	0115	31.4
					1,900.00	0145	10.0
					1,900.00	0920	10.0
					1,920.16	0010	7.8
					1,950.00	0010	12.0
					1,950.00	0920	35.7
					2,000.00	0010	1.7
					2,000.00	0920	11.4
					2,000.00	0930	23.1
					2,000.00	1025	11.8
					2,100.00	0935	46.8
					2,100.00	1065	1.8
					2,200.00	0010	1.9
					2,200.00	0920	62.6
					2,300.00	0010	9.8



TABLE 8: BASE PRICE PAID TO GROWERS FOR GRAPES CRUSHED AND DELIVERED TO CALIFORNIA PROCESSORS FROM THE 1997 CROP WITH BRIX FACTORS AND PURCHASED TONNAGE, BY TYPE, VARIETY, REPORTING DISTRICT WHERE GROWN, AND WEIGHTED AVERAGE BASE PRICE.

District, Type, and Variety	Base Price Per Ton	Brix Factors	Tons	District, Type, and Variety	Base Price Per Ton	Brix Factors	Tons
	DOLLARS	CODE a/			DOLLARS	CODE a/	
DISTRICT 03 (Cont' d.)				CABERNET	1,696.14	0920	111.3
				SAUVIGNON	1,700.00	0010	348.6
				(Cont' d.)	1,700.00	0200	148.3
					1,700.00	0915	24.3
					1,700.00	0920	175.5
					1,700.00	1020	6.4
					1,700.00	1085	34.1
					1,700.00	7745	73.3
					1,701.50	0010	471.1
					1,705.62	0010	26.0
					1,720.00	0920	12.6
					1,720.58	0010	29.8
					1,720.63	0925	70.0
					1,720.72	0010	258.9
					1,720.72	0145	40.2
					1,720.73	0010	32.1
					1,721.00	0010	408.0
					1,725.00	0780	44.0
					1,750.00	0010	1,170.4
					1,750.00	0145	87.4
					1,750.00	0920	134.1
					1,750.00	1085	9.4
					1,750.00	7840	19.5
					1,757.12	0010	39.9
					1,760.00	0920	23.5
					1,765.54	0145	36.7
					1,765.61	0010	30.9
					1,795.44	1020	342.2
					1,800.00	0010	1,117.5
					1,800.00	0115	4.8
					1,800.00	0145	93.1
					1,800.00	0780	58.9
					1,800.00	0920	169.0
					1,800.00	1020	89.8
					1,800.00	1080	71.7
					1,800.00	1085	64.0
					1,800.00	1095	3.0
					1,811.25	0990	49.1
					1,830.00	1005	4.2
					1,830.00	7050	32.7
					1,830.92	0140	17.0
					1,847.08	0010	31.3
					1,850.00	0010	35.4
					1,850.00	0780	75.8
					1,850.00	1085	22.5
					1,857.00	0010	114.1
					1,857.69	0010	71.9
					1,857.69	0770	15.8
					1,870.00	0010	28.1
					1,870.35	0010	80.5
					1,896.28	0010	23.1
					1,900.00	0010	970.9
					1,900.00	1000	18.9
					1,900.00	1085	5.5
					1,900.00	7740	1,242.2
					1,900.00	7745	173.2
					1,909.15	0010	3.5
					1,912.72	0010	173.3
					1,930.00	0115	14.9
					1,933.00	0010	20.5
					1,933.00	0920	28.0
					1,945.16	0010	79.2
					1,950.00	0010	118.5
					1,950.00	0115	21.8
					1,950.00	0920	148.4
					1,950.00	1085	40.0
					1,955.00	0010	4.4
					1,970.30	0845	18.5
					1,990.64	0920	24.4
					2,000.00	0010	621.8
					2,000.00	0115	2.2
CABERNET FRANC	3,000.00	0920	9.8				
(Cont' d.)							
WTD. AVG. BASE	1,784.36						
CABERNET	800.00	0910	8.7				
SAUVIGNON	1,000.00	0010	164.8				
	1,000.00	0770	8.5				
	1,200.00	0010	106.3				
	1,200.00	0481	.9				
	1,200.00	0770	22.3				
	1,200.00	0920	2.1				
	1,300.00	0010	46.0				
	1,350.00	0010	50.2				
	1,350.00	1015	6.8				
	1,398.00	0010	153.3				
	1,400.00	0770	51.2				
	1,450.00	0010	86.4				
	1,450.00	1085	17.4				
	1,476.40	0920	84.6				
	1,496.00	0010	123.1				
	1,496.00	0920	6.0				
	1,496.00	1085	55.3				
	1,496.00	7240	46.1				
	1,496.15	0010	282.4				
	1,496.28	0010	603.2				
	1,496.28	0920	108.6				
	1,496.28	1015	116.0				
	1,496.30	1053	39.4				
	1,497.00	0010	23.4				
	1,500.00	0010	322.9				
	1,500.00	0770	27.4				
	1,500.00	0780	24.8				
	1,500.00	0910	137.6				
	1,500.00	0920	5.6				
	1,549.73	0165	8.4				
	1,550.00	0010	78.1				
	1,566.72	0010	81.0				
	1,571.01	1015	52.3				
	1,571.09	0010	108.8				
	1,581.45	0125	12.7				
	1,600.00	0010	386.8				
	1,600.00	0150	15.0				
	1,600.00	0200	5.4				
	1,600.00	0770	6.9				
	1,600.88	0010	38.7				
	1,608.90	0780	42.0				
	1,615.00	1085	26.3				
	1,632.20	0920	50.1				
	1,635.28	0845	26.8				
	1,645.76	1080	44.4				
	1,645.77	0010	462.6				
	1,645.82	0920	235.4				
	1,645.90	0010	70.9				
	1,645.91	0010	816.8				
	1,645.91	0160	18.5				
	1,645.91	0920	179.7				
	1,645.91	0925	161.2				
	1,645.91	1000	12.4				
	1,650.00	0010	434.6				
	1,650.00	0125	2.6				
	1,650.00	0770	5.3				
	1,650.00	0780	.6				
	1,650.00	0920	51.3				
	1,650.00	1000	72.6				
	1,683.31	0010	33.6				

TABLE 8: BASE PRICE PAID TO GROWERS FOR GRAPES CRUSHED AND DELIVERED TO CALIFORNIA PROCESSORS FROM THE 1997 CROP WITH BRIX FACTORS AND PURCHASED TONNAGE, BY TYPE, VARIETY, REPORTING DISTRICT WHERE GROWN, AND WEIGHTED AVERAGE BASE PRICE.

District, Type, and Variety	Base Price Per Ton	Brix Factors	Tons	District, Type, and Variety	Base Price Per Ton	Brix Factors	Tons
DOLLARS CODE a/				DOLLARS CODE a/			
<b>DISTRICT 03 (Cont' d.)</b>				CHARBONO	2,000.00	0920	.9
				WTD. AVG. BASE	2,000.00		
CABERNET	2,000.00	0780	.4	CINSAULT	900.00	0010	8.0
SAUVIGNON	2,000.00	0920	664.7		1,000.00	0760	1.6
(Cont' d.)	2,000.00	1005	3.9		1,500.00	0920	4.9
	2,000.00	1015	96.9	WTD. AVG. BASE	1,113.79		
	2,000.00	1065	91.6	DOLCETTO	1,000.00	1085	.2
	2,000.00	1080	10.2		1,200.00	1095	.5
	2,000.00	1085	101.1	WTD. AVG. BASE	1,142.86		
	2,000.00	8000	16.3	EARLY BURGUNDY	1,000.00	1005	10.7
	2,020.00	1000	129.2	WTD. AVG. BASE	1,000.00		
	2,050.00	0010	46.9	GAMAY (NAPA)	600.00	0481	.8
	2,100.00	0010	212.1		700.00	0010	10.5
	2,100.00	0115	52.4		700.00	0890	43.7
	2,100.00	1000	52.5		849.83	0010	74.3
	2,100.00	1065	10.7		850.00	0200	6.6
	2,100.00	1085	24.7		852.00	0910	99.4
	2,147.50	0010	49.4		900.00	0618	58.6
	2,150.00	0115	9.4		900.00	0660	34.6
	2,150.00	0930	129.7		900.00	0920	13.5
	2,200.00	0010	237.2		950.00	0670	49.6
	2,200.00	0115	12.6		1,000.00	0010	52.8
	2,200.00	0920	57.3		1,000.00	0650	27.0
	2,200.00	0925	55.6		1,000.00	0770	26.1
	2,200.00	1085	11.4		1,000.00	7090	237.2
	2,250.00	0910	3.8		1,075.00	0010	4.6
	2,250.00	1085	3.0		1,100.00	0800	6.8
	2,283.00	0010	20.6		1,100.00	0920	6.3
	2,286.34	0010	17.2		1,312.00	1900	19.0
	2,300.00	0010	153.6	WTD. AVG. BASE	936.47		
	2,300.00	0770	11.9	GRENACHE	850.00	0010	19.3
	2,300.00	0780	10.5		893.80	0010	22.1
	2,500.00	0010	9.7		1,000.00	0910	1.1
WTD. AVG. BASE	1,761.87				1,500.00	0010	5.9
					1,550.00	0010	19.6
CARIGNANE	800.00	0910	6.1		1,750.00	0920	1.9
	800.00	1095	15.9	WTD. AVG. BASE	1,141.82		
	895.00	1135	36.4	LAMBRUSCO	1,000.00	1085	.2
	898.00	0910	26.9	WTD. AVG. BASE	1,000.00		
	900.00	0010	14.4	MALBEC	1,427.00	0010	7.6
	900.00	0200	7.0		1,500.00	0010	7.6
	900.00	0920	5.6		1,519.00	0010	6.3
	1,000.00	0010	39.4		1,519.42	0010	26.1
	1,000.00	0780	13.4		1,615.00	0910	5.7
	1,000.00	0920	49.8		1,700.00	0010	5.6
	1,000.00	1080	40.3		1,747.00	0010	4.3
	1,000.00	7090	373.7		1,814.65	0010	3.2
	1,090.00	0910	6.2		1,823.30	1080	16.8
	1,100.00	0800	4.9		1,876.00	0010	6.0
	1,123.00	0920	34.2		2,000.00	0920	13.8
	1,200.00	0010	38.5		3,000.00	0910	7.1
	1,200.00	0920	2.7	WTD. AVG. BASE	1,764.79		
	1,250.00	1085	49.9	MATARO/	1,281.00	0010	11.2
	1,350.00	0920	3.3	MDURVEDRE	1,400.00	0010	1.4
	1,400.00	0140	63.6		1,400.00	1095	1.5
	1,500.00	0915	18.6				
	1,600.00	0010	1.5				
	1,650.00	1085	2.1				
	1,700.00	0915	5.8				
	2,100.00	0010	8.4				
WTD. AVG. BASE	1,073.41						
CENTURIAN	1,500.00	0010	15.9				
WTD. AVG. BASE	1,500.00						

TABLE 8: BASE PRICE PAID TO GROWERS FOR GRAPES CRUSHED AND DELIVERED TO CALIFORNIA PROCESSORS FROM THE 1997 CROP WITH BRIX FACTORS AND PURCHASED TONNAGE, BY TYPE, VARIETY, REPORTING DISTRICT WHERE GROWN, AND WEIGHTED AVERAGE BASE PRICE.

District, Type, and Variety	Base Price Per Ton	Brix Factors	Tons	District, Type, and Variety	Base Price Per Ton	Brix Factors	Tons
	DOLLARS	CODE <u>a/</u>			DOLLARS	CODE <u>a/</u>	
DI STRI CT 03 (Cont' d.)				MERLOT	1,793.00	1080	15.9
				(Cont' d.)	1,800.00	0010	1,581.7
					1,800.00	0115	49.7
					1,800.00	0145	38.7
					1,800.00	0200	76.7
MATARO/	1,500.00	0010	14.1		1,800.00	0770	98.1
MOURVEDRE	1,600.00	0010	2.7		1,800.00	0780	1.0
(Cont' d.)	1,650.00	0140	13.7		1,800.00	0910	93.3
	1,750.00	0920	1.9		1,800.00	0920	155.6
					1,800.00	1085	523.0
WTD. AVG. BASE	1,501.23				1,800.00	7740	983.5
					1,810.00	0010	5.7
MERLOT	400.00	0010	18.4		1,814.40	0145	33.9
	800.00	0010	14.5		1,820.00	0010	28.8
	1,000.00	0010	103.3		1,826.00	0920	133.6
	1,100.00	0010	3.1		1,826.00	1080	27.6
	1,200.00	0010	24.5		1,826.00	1085	39.0
	1,300.00	0010	61.6		1,826.04	0010	13.7
	1,300.00	1085	13.0		1,826.14	0010	850.5
	1,400.00	0780	3.9		1,826.14	0910	29.3
	1,500.00	0010	185.5		1,826.14	0920	367.4
	1,500.00	1005	20.0		1,826.14	1000	44.9
	1,500.00	1095	1.2		1,826.22	0010	57.4
	1,501.16	0910	290.3		1,850.00	0010	25.1
	1,550.00	0010	87.3		1,850.00	0780	24.5
	1,550.00	1005	40.3		1,850.00	0943	108.4
	1,566.00	0780	137.6		1,850.00	1005	74.1
	1,580.00	0010	138.1		1,867.11	0010	14.3
	1,600.00	0010	246.2		1,874.88	0140	22.2
	1,600.00	0770	27.2		1,875.00	0010	33.6
	1,600.00	0780	7.4		1,882.00	0010	47.5
	1,600.00	0790	16.0		1,882.00	0145	19.1
	1,600.00	0920	.4		1,882.00	0910	15.9
	1,625.00	0920	29.6		1,900.00	0010	651.0
	1,628.00	0010	76.2		1,900.00	0115	21.2
	1,640.92	0780	71.4		1,900.00	0860	58.6
	1,650.00	0010	48.7		1,900.00	0920	48.2
	1,650.00	0920	29.6		1,900.00	1000	41.0
	1,650.00	0990	63.7		1,900.00	1085	7.6
	1,653.75	1080	19.2		1,909.00	0010	328.8
	1,660.00	0010	111.4		1,909.15	0010	200.5
	1,660.00	0920	5.2		1,909.15	0145	102.4
	1,660.00	1085	47.6		1,909.15	0860	31.1
	1,660.13	0010	1,211.7		1,909.15	1095	29.7
	1,660.13	0200	333.7		1,934.25	0010	24.1
	1,660.13	0780	4.1		1,950.00	0010	96.4
	1,660.13	0920	566.3		1,950.00	0920	93.3
	1,660.20	0010	632.8		1,950.74	0780	71.0
	1,661.00	0860	133.5		1,967.00	0010	25.5
	1,670.13	0010	283.5		1,992.00	1080	44.3
	1,700.00	0010	495.1		1,992.16	0010	15.6
	1,700.00	0670	1.6		1,992.16	1015	135.8
	1,700.00	0910	11.2		1,992.24	0010	19.2
	1,700.00	1080	79.6		2,000.00	0010	1,259.5
	1,700.00	1085	91.7		2,000.00	0790	11.9
	1,701.00	0920	3.7		2,000.00	0920	141.2
	1,705.00	1005	180.6		2,000.00	0925	1.8
	1,725.00	0010	867.8		2,000.00	1065	25.3
	1,725.00	0780	12.5		2,000.00	1080	29.0
	1,725.00	0920	265.0		2,000.00	1085	71.3
	1,725.00	0925	211.3		2,000.00	7840	2.5
	1,732.50	0990	76.9		2,024.23	0920	36.3
	1,743.00	7240	50.1		2,044.57	0010	21.4
	1,743.14	0920	41.9		2,075.00	0010	44.1
	1,743.21	0010	11.2		2,075.17	0010	48.9
	1,750.00	0010	332.6		2,090.00	0010	7.6
	1,750.00	0920	43.6		2,100.00	0010	77.2
	1,759.82	0010	23.1		2,100.00	0770	.7
	1,760.00	0920	3.5		2,100.00	0780	.7
	1,760.00	1005	104.8		2,100.00	0910	1.6
	1,793.00	0010	5.6		2,125.00	0010	83.7

TABLE 8: BASE PRICE PAID TO GROWERS FOR GRAPES CRUSHED AND DELIVERED TO CALIFORNIA PROCESSORS FROM THE 1997 CROP WITH BRIX FACTORS AND PURCHASED TONNAGE, BY TYPE, VARIETY, REPORTING DISTRICT WHERE GROWN, AND WEIGHTED AVERAGE BASE PRICE.

District, Type, and Variety	Base Price Per Ton	Brix Factors	Tons	District, Type, and Variety	Base Price Per Ton	Brix Factors	Tons
DOLLARS CODE a/				DOLLARS CODE a/			
<b>DISTRICT 03 (Cont' d.)</b>				<b>PETITE SIRAH (Cont' d.)</b>			
MERLOT	2,200.00	0010	68.7		1,550.00	0145	4.3
(Cont' d.)	2,200.00	0910	69.6		1,550.00	0860	10.9
	2,200.00	0925	40.9		1,550.00	0920	11.7
	2,200.00	1095	15.5		1,564.85	0010	16.0
	2,250.00	0910	47.5		1,600.00	0010	2.2
	2,300.00	0010	33.0		1,600.00	0140	12.9
	2,350.78	0010	13.6		1,600.00	0145	7.1
	3,000.00	0920	20.8		1,600.00	1155	3.4
	4,425.00	0010	31.8		1,650.00	0010	7.8
					1,650.00	1170	18.7
WTD. AVG. BASE	1,784.59				1,700.00	0010	21.5
					1,700.00	0770	8.5
					1,700.00	0920	12.6
					1,800.00	0010	2.7
					1,800.00	0780	12.7
					1,850.00	0915	1.6
MEUNIER	637.00	0010	37.9		1,900.00	0800	5.2
	1,148.02	0920	19.6		1,900.00	0920	22.5
	1,200.00	0010	5.8		2,100.00	0010	4.9
	1,312.16	0010	271.3				
	1,443.38	0010	17.4	WTD. AVG. BASE	1,493.95		
	1,900.00	0010	11.1				
WTD. AVG. BASE	1,255.29			PINOT NOIR	122.00	0422	21.3
					400.00	0324	4.6
					647.00	0422	40.0
					721.69	0877	6.3
NEBBIOLO	1,000.00	1085	.2		800.00	0770	7.4
	1,200.00	0010	2.2		900.00	1015	11.9
	1,200.00	1095	.8		952.54	0780	3.5
	1,409.00	0910	1.4		1,000.00	0010	.5
	1,409.22	0010	3.3		1,000.00	0200	33.1
	2,000.00	1085	.7		1,000.00	0450	13.0
WTD. AVG. BASE	1,374.77				1,022.14	0010	71.7
					1,100.00	0770	72.7
					1,102.50	0010	140.6
PETIT VERDOT	1,500.00	0010	8.2		1,200.00	0422	210.1
	1,500.00	0910	3.6		1,200.00	1005	30.0
	1,500.00	1095	1.9		1,250.00	1005	9.0
	1,500.21	0010	30.2		1,300.00	0010	164.8
	1,600.00	0010	5.1		1,300.00	1085	59.4
	1,650.23	0010	13.1		1,312.00	0010	42.3
	1,650.24	0010	6.3		1,312.00	0430	888.8
	1,700.00	0920	7.2		1,312.00	0480	80.2
	1,725.00	0010	2.0		1,312.00	1085	62.4
	1,725.00	0920	3.5		1,312.16	0010	407.6
	1,767.00	0145	14.7		1,312.16	0329	87.3
	1,800.00	0115	1.2		1,312.16	0920	383.5
	1,800.00	0145	4.0		1,350.00	0010	103.7
	1,800.00	0920	4.7		1,350.00	0920	47.4
	1,876.00	0010	2.8		1,365.00	0010	2.5
	1,900.00	0010	18.7		1,400.00	0010	25.4
	2,000.00	0780	1.0		1,400.00	0770	19.7
	2,000.00	1085	4.5		1,400.00	0910	15.1
	2,100.00	0910	.2		1,400.00	1085	32.0
	3,000.00	0910	3.3		1,417.50	0010	16.8
WTD. AVG. BASE	1,715.54				1,443.38	0010	37.1
					1,443.38	0860	210.8
					1,450.00	0350	73.1
PETITE SIRAH	750.00	0910	5.6		1,450.00	0920	99.9
	900.00	0910	5.1		1,450.00	1180	111.4
	1,200.00	1085	6.5		1,482.74	0010	214.1
	1,200.00	7090	22.0		1,492.72	0010	54.8
	1,276.00	0010	1.8		1,500.00	0010	1,112.7
	1,276.72	0010	13.9		1,500.00	0350	40.3
	1,277.00	0910	66.4		1,500.00	0910	2.1
	1,339.34	0920	15.2		1,500.00	0920	201.1
	1,400.00	0010	22.8		1,500.00	1005	172.6
	1,400.00	1180	2.0		1,500.00	1085	7.0
	1,500.00	0010	1.0		1,505.53	0010	2.4
	1,500.00	0780	1.1		1,508.98	0350	177.1
	1,550.00	0010	5.1		1,509.00	0010	26.4

TABLE 8: BASE PRICE PAID TO GROWERS FOR GRAPES CRUSHED AND DELIVERED TO CALIFORNIA PROCESSORS FROM THE 1997 CROP WITH BRIX FACTORS AND PURCHASED TONNAGE, BY TYPE, VARIETY, REPORTING DISTRICT WHERE GROWN, AND WEIGHTED AVERAGE BASE PRICE.

District, Type, and Variety	Base Price Per Ton	Brix Factors	Tons	District, Type, and Variety	Base Price Per Ton	Brix Factors	Tons
	DOLLARS	CODE <u>a/</u>			DOLLARS	CODE <u>a/</u>	
<b>DI STRI CT 03 (Cont' d.)</b>							
PINOT NOIR (Cont' d.)	1,516.54	0920	185.4	PINOT NOIR (Cont' d.)	2,400.00	0920	65.5
	1,525.00	0915	25.3		2,469.89	0780	21.7
	1,537.00	0422	37.8		2,500.00	0010	91.2
	1,541.60	0780	43.5		2,500.00	0780	32.0
	1,550.00	1005	72.8		2,500.00	0805	5.8
	1,550.00	1085	20.0		2,500.00	0910	4.6
	1,557.52	0010	2.7		2,500.00	1085	68.1
	1,600.00	0010	136.5		2,700.00	1185	20.7
	1,600.00	0915	61.4		2,845.00	0010	17.6
	1,600.00	1015	9.6		3,000.00	0010	4.0
	1,600.00	1065	2.5		3,500.00	0010	.9
	1,650.00	0010	38.0	WTD. AVG. BASE	1,584.01		
	1,650.00	0745	19.3	PINOT ST GEORGE	616.00	0910	48.2
	1,650.00	0780	3.5		700.00	0010	7.3
	1,650.00	0920	5.2		1,400.00	1085	1.0
	1,675.00	0010	98.2	WTD. AVG. BASE	640.73		
	1,700.00	0010	800.3	PORTUGIESE	1,250.00	0010	2.9
	1,700.00	0385	1.3	BLAUER			
	1,700.00	0770	25.3	WTD. AVG. BASE	1,250.00		
	1,700.00	0795	27.0	PRIMOTIVO	2,000.00	1085	11.1
	1,700.00	0805	16.7	WTD. AVG. BASE	2,000.00		
	1,700.00	0910	2.1	SANGIOVETO/ SANGIOVESE	550.00	0010	.4
	1,700.00	0920	2.8		650.00	0780	3.6
	1,700.00	1015	12.0		1,200.00	0910	5.0
	1,700.00	7740	731.2		1,350.00	0010	23.0
	1,705.81	0915	92.6		1,350.00	1180	6.4
	1,725.00	0480	186.4		1,400.00	0010	42.4
	1,750.00	0010	59.5		1,422.91	0010	105.4
	1,750.00	0920	34.4		1,423.00	0010	16.5
	1,800.00	0010	705.8		1,423.00	1085	62.9
	1,800.00	0100	28.8		1,450.00	0010	9.8
	1,800.00	0780	62.2		1,450.00	0910	6.5
	1,800.00	0790	47.7		1,494.05	0010	13.2
	1,800.00	0910	18.8		1,500.00	0010	9.8
	1,800.00	1020	9.8		1,500.00	0481	.8
	1,800.00	1085	150.4		1,500.00	0920	42.0
	1,825.00	0435	48.7		1,550.00	0010	3.6
	1,825.00	0910	1.3		1,600.00	0010	17.5
	1,850.00	0010	9.9		1,600.00	1085	7.3
	1,850.00	1015	12.8		1,600.00	1150	13.2
	1,870.00	0780	2.8		1,650.00	0010	46.0
	1,883.33	0805	2.1		1,650.00	1180	23.8
	1,900.00	0010	58.6		1,700.00	0010	6.6
	1,900.00	0920	8.9		1,725.00	0780	28.2
	1,910.00	0010	22.0		1,765.61	0010	9.1
	1,950.00	0010	39.3		1,800.00	0010	74.2
	2,000.00	0010	287.2		1,800.00	1005	33.5
	2,000.00	0481	6.5		1,800.00	1095	8.2
	2,000.00	0780	10.8		1,850.00	1095	101.8
	2,000.00	0915	5.3		1,900.00	0010	4.6
	2,000.00	1020	8.9		2,000.00	0010	17.3
	2,000.00	1085	9.0		2,000.00	1085	16.8
	2,050.00	0010	9.1		2,000.00	8200	1.9
	2,100.00	0010	39.7		2,134.00	0010	14.3
	2,100.00	0920	92.1	WTD. AVG. BASE	1,622.63		
	2,100.00	1005	23.8	SYRAH/FRENCH	1,302.86	0010	170.9
	2,100.00	1085	43.1	SYRAH-SHIRAZ	1,303.00	0010	17.8
	2,150.00	1005	9.8		1,350.00	0010	28.1
	2,150.00	1095	9.9		1,405.75	0010	50.8
	2,200.00	0010	87.7		1,430.00	7340	10.2
	2,200.00	0780	11.6		1,432.60	0010	8.6
	2,200.00	0920	54.3		1,433.15	0010	31.5
	2,200.00	1005	16.6				
	2,200.00	1085	19.0				
	2,328.00	0010	29.4				
	2,400.00	0010	40.0				

TABLE 8: BASE PRICE PAID TO GROWERS FOR GRAPES CRUSHED AND DELIVERED TO CALIFORNIA PROCESSORS FROM THE 1997 CROP WITH BRIX FACTORS AND PURCHASED TONNAGE, BY TYPE, VARIETY, REPORTING DISTRICT WHERE GROWN, AND WEIGHTED AVERAGE BASE PRICE.

District, Type, and Variety	Base Price Per Ton	Brix Factors	Tons	District, Type, and Variety	Base Price Per Ton	Brix Factors	Tons
DOLLARS CODE a/				DOLLARS CODE a/			
<b>DISTRICT 03 (Cont' d.)</b>				ZINFANDEL	1,222.00	0010	1.2
				(Cont' d.)	1,300.00	0010	110.7
					1,300.00	0780	1.7
					1,320.00	0010	11.6
					1,343.60	0010	.5
					1,343.60	1000	12.6
					1,350.00	0770	35.3
					1,375.00	1005	4.7
					1,400.00	0010	125.1
					1,400.00	0140	51.2
					1,400.00	0770	16.0
					1,400.00	0910	2.5
					1,400.00	0920	13.3
					1,400.00	1005	44.3
					1,400.00	1027	14.9
					1,400.00	1085	31.7
					1,400.00	1095	4.6
					1,400.00	1135	106.7
					1,406.00	0010	36.0
					1,422.00	1085	325.0
					1,430.00	1005	14.5
					1,450.00	0920	9.9
					1,450.00	1095	1.0
					1,500.00	0010	234.2
					1,500.00	0125	12.6
					1,500.00	0770	10.9
					1,500.00	0795	9.0
					1,500.00	0920	115.3
					1,500.00	0930	3.4
					1,500.00	1080	28.0
					1,500.00	1085	9.3
					1,500.00	1095	11.4
					1,512.00	1195	6.4
					1,526.81	0920	256.7
					1,527.00	0010	15.2
					1,538.37	0010	11.2
					1,550.00	0010	54.3
					1,550.00	0920	30.3
					1,587.89	1015	48.2
					1,600.00	0010	379.7
					1,600.00	0145	73.8
					1,600.00	0780	18.6
					1,600.00	0910	4.4
					1,600.00	0915	11.4
					1,600.00	0920	72.1
					1,600.00	1000	1.9
					1,600.00	1005	34.6
					1,600.00	1085	155.3
					1,600.00	1095	34.8
					1,600.00	1155	13.9
					1,600.00	8245	6.4
					1,601.17	1015	55.0
					1,650.00	0010	340.4
					1,650.00	0140	31.5
					1,650.00	0145	54.6
					1,650.00	0770	.3
					1,650.00	0800	18.6
					1,650.00	1085	6.7
					1,650.00	1318	12.8
					1,650.00	7740	1,592.8
					1,700.00	0010	96.1
					1,700.00	0140	24.1
					1,700.00	0770	44.7
					1,700.00	0780	39.7
					1,700.00	0910	57.7
					1,700.00	0915	33.1
					1,700.00	0920	291.6
					1,700.00	1085	68.4
					1,700.00	1195	2.1
					1,700.00	7760	68.4
					1,700.00	7840	136.7
SYRAH/FRENCH	1,433.15	0760	71.0				
SYRAH-SHIRAZ	1,433.15	0920	35.9				
(Cont' d.)	1,450.00	0010	4.3				
	1,498.00	0010	4.9				
	1,500.00	0010	10.9				
	1,500.00	0920	8.9				
	1,550.00	0010	13.4				
	1,592.90	0010	20.5				
	1,600.00	0010	36.8				
	1,600.00	0200	8.3				
	1,700.00	0010	14.9				
	1,750.00	0010	131.8				
	1,750.00	0920	12.8				
	1,800.00	0010	44.9				
	1,800.00	0780	102.5				
	1,800.00	1085	8.2				
	1,850.00	0010	26.6				
	1,850.00	0920	15.1				
	1,850.00	1145	8.8				
	1,900.00	0010	83.6				
	1,900.00	0920	4.0				
	2,000.00	0010	35.5				
	2,000.00	1005	7.6				
	2,000.00	1085	6.5				
	2,300.00	0010	21.6				
	2,300.00	0125	7.5				
WTD. AVG. BASE	1,628.41						
TANNAT	1,500.00	1085	.9				
WTD. AVG. BASE	1,500.00						
TEMPRANILLO	1,400.00	0910	46.1				
WTD. AVG. BASE	1,400.00						
ZINFANDEL	450.00	0010	126.3				
	500.00	0010	8.7				
	550.00	0010	4.7				
	600.00	0440	49.1				
	660.00	0366	53.9				
	660.00	0450	2,492.0				
	660.00	1995	144.9				
	660.00	2000	198.3				
	750.00	0780	2.2				
	800.00	0010	118.4				
	800.00	0780	4.5				
	880.00	0010	201.9				
	900.00	0910	10.6				
	1,000.00	0481	.9				
	1,000.00	0745	21.2				
	1,000.00	0780	.6				
	1,000.00	0920	25.8				
	1,100.00	0010	25.3				
	1,100.00	0770	9.9				
	1,200.00	0010	36.0				
	1,200.00	0440	16.3				
	1,200.00	0780	9.7				
	1,200.00	0910	99.9				
	1,200.00	1085	9.0				
	1,221.00	0010	58.1				
	1,221.00	1095	11.5				
	1,221.45	0010	35.4				
	1,221.45	0920	9.6				
	1,221.60	0010	58.1				

TABLE 8: BASE PRICE PAID TO GROWERS FOR GRAPES CRUSHED AND DELIVERED TO CALIFORNIA PROCESSORS FROM THE 1997 CROP WITH BRIX FACTORS AND PURCHASED TONNAGE, BY TYPE, VARIETY, REPORTING DISTRICT WHERE GROWN, AND WEIGHTED AVERAGE BASE PRICE.

District, Type, and Variety	Base Price Per Ton	Brix Factors	Tons	District, Type, and Variety	Base Price Per Ton	Brix Factors	Tons
	DOLLARS	CODE a/			DOLLARS	CODE a/	
<b>DISTRICT 03 (Cont' d.)</b>				ZINFANDEL	2,275.00	0010	17.5
ZINFANDEL	1,730.58	0010	210.1	(Cont' d.)	2,353.00	1005	27.7
(Cont' d.)	1,750.00	0010	143.6		2,367.00	1005	13.1
	1,750.00	0140	15.6		2,400.00	0010	28.0
	1,750.00	0915	6.1		2,400.00	1085	6.3
	1,750.00	0920	106.0		2,400.00	1095	5.3
	1,750.00	0930	152.4		2,500.00	0010	3.6
	1,750.00	1095	3.7		2,600.00	1005	8.6
	1,767.50	0010	20.7		2,600.00	1015	19.5
	1,773.50	0010	7.7		2,660.00	0010	3.7
	1,800.00	0010	220.8		2,800.00	0010	23.6
	1,800.00	0140	20.1	WTD. AVG. BASE	1,446.46		
	1,800.00	0145	9.5	OTHER RED	450.00	0481	3.0
	1,800.00	0770	16.6		550.00	0010	1.1
	1,800.00	0780	1.0		1,000.00	0010	13.3
	1,800.00	0910	.5		1,000.00	0910	.8
	1,800.00	0915	42.0		1,000.00	1085	.2
	1,800.00	0920	68.3		1,650.00	0010	20.8
	1,800.00	1000	22.7		1,650.00	0140	79.8
	1,800.00	1080	22.2		1,773.50	0010	3.9
	1,800.00	1085	88.9		1,800.00	0140	26.7
	1,800.00	1095	5.4		1,800.00	0910	2.4
	1,818.00	0010	224.4		1,900.00	0140	25.1
	1,818.00	1195	9.8		2,200.00	1190	2.4
	1,850.00	0010	563.8	WTD. AVG. BASE	1,640.73		
	1,850.00	0915	26.3	<b>DISTRICT 04</b>			
	1,850.00	0930	2.5	WINE GRAPES (WHITE)			
	1,850.00	1005	15.7	CHARDONNAY	750.00	0010	6.6
	1,850.00	1085	12.9		800.00	0010	8.7
	1,893.19	0915	81.8		800.00	8380	22.1
	1,900.00	0010	288.7		1,000.00	0125	40.6
	1,900.00	0770	15.8		1,000.00	0770	5.6
	1,900.00	0915	9.4		1,100.00	0010	90.0
	1,900.00	0920	67.6		1,100.00	1000	142.3
	1,900.00	1085	10.0		1,100.00	1005	32.9
	1,900.00	1095	11.0		1,150.00	7235	65.1
	1,900.00	1180	18.3		1,156.90	0010	105.8
	1,912.50	0010	222.9		1,200.00	0010	87.5
	1,925.00	0010	43.7		1,200.00	0805	2.2
	1,925.00	1000	38.6		1,200.00	1225	22.1
	1,930.00	1095	2.2		1,200.00	6122	28.8
	1,932.50	0010	4.5		1,200.00	7235	42.0
	1,950.00	1000	42.1		1,250.00	0010	173.9
	2,000.00	0010	371.4		1,251.01	0010	11.3
	2,000.00	0685	32.6		1,262.50	6615	24.9
	2,000.00	0780	21.9		1,300.00	0010	78.0
	2,000.00	0920	83.9		1,300.00	0770	31.5
	2,000.00	0930	2.1		1,300.00	0910	8.3
	2,000.00	1065	2.0		1,300.00	1000	90.5
	2,000.00	1085	90.2		1,300.00	1065	34.6
	2,020.00	0010	139.7		1,323.00	0010	38.6
	2,074.54	0010	20.9		1,323.00	0890	47.7
	2,080.00	0920	41.7		1,340.10	0010	130.9
	2,100.00	0010	28.6		1,350.00	7065	77.5
	2,100.00	0140	23.4		1,363.50	6615	32.4
	2,100.00	0145	19.6		1,365.00	0430	243.8
	2,100.00	1005	52.6		1,367.89	0010	94.9
	2,100.00	1080	6.6		1,367.89	0430	88.2
	2,139.52	0010	1.6		1,400.00	0010	202.3
	2,200.00	0010	120.6		1,400.00	0495	39.2
	2,200.00	0780	2.0		1,400.00	0805	5.2
	2,200.00	0930	13.4		1,400.00	0895	1.5
	2,200.00	1085	33.4		1,400.00	1000	6.9
	2,200.00	1095	8.9				
	2,200.00	1185	30.7				
	2,220.00	0010	12.1				
	2,250.00	0780	4.7				

TABLE 8: BASE PRICE PAID TO GROWERS FOR GRAPES CRUSHED AND DELIVERED TO CALIFORNIA PROCESSORS FROM THE 1997 CROP WITH BRIX FACTORS AND PURCHASED TONNAGE, BY TYPE, VARIETY, REPORTING DISTRICT WHERE GROWN, AND WEIGHTED AVERAGE BASE PRICE.

District, Type, and Variety	Base Price Per Ton	Brix Factors	Tons	District, Type, and Variety	Base Price Per Ton	Brix Factors	Tons
	DOLLARS	CODE a/			DOLLARS	CODE a/	
DI STR I CT 04 (Cont' d.)				CHARDONNAY	1,655.00	0010	96.3
(Cont' d.)				(Cont' d.)	1,658.31	0010	44.5
(Cont' d.)					1,660.00	0010	20.1
(Cont' d.)					1,665.00	0010	12.5
(Cont' d.)					1,666.20	0010	65.7
(Cont' d.)					1,673.07	1085	57.6
(Cont' d.)					1,675.00	0770	88.4
(Cont' d.)					1,680.00	0010	28.7
(Cont' d.)					1,680.00	1005	43.0
(Cont' d.)					1,680.00	1080	9.6
(Cont' d.)					1,692.53	0010	55.1
(Cont' d.)					1,696.78	0010	9.4
(Cont' d.)					1,696.79	0010	244.5
(Cont' d.)					1,696.79	1005	8.2
(Cont' d.)					1,696.87	0010	21.4
(Cont' d.)					1,696.87	0780	50.9
(Cont' d.)					1,697.00	0780	37.2
(Cont' d.)					1,697.00	7050	162.2
(Cont' d.)					1,700.00	0010	185.1
(Cont' d.)					1,700.00	1000	2.8
(Cont' d.)					1,700.00	1065	36.3
(Cont' d.)					1,700.00	6210	254.0
(Cont' d.)					1,700.00	7955	216.6
(Cont' d.)					1,705.10	0010	827.4
(Cont' d.)					1,712.00	0010	22.5
(Cont' d.)					1,712.00	1085	4.9
(Cont' d.)					1,720.00	0990	108.4
(Cont' d.)					1,725.00	0770	13.1
(Cont' d.)					1,730.00	0010	31.3
(Cont' d.)					1,735.21	7640	22.8
(Cont' d.)					1,739.70	1005	78.8
(Cont' d.)					1,750.00	0010	112.2
(Cont' d.)					1,750.00	0200	9.3
(Cont' d.)					1,750.00	7140	6.9
(Cont' d.)					1,750.00	7340	14.7
(Cont' d.)					1,751.00	0770	74.3
(Cont' d.)					1,751.61	0010	25.7
(Cont' d.)					1,758.48	0740	51.8
(Cont' d.)					1,760.00	0125	7.4
(Cont' d.)					1,768.00	1085	52.2
(Cont' d.)					1,773.90	0010	18.7
(Cont' d.)					1,774.00	0010	45.5
(Cont' d.)					1,775.00	0010	40.1
(Cont' d.)					1,781.00	0910	289.4
(Cont' d.)					1,785.00	0010	88.8
(Cont' d.)					1,795.00	0010	9.5
(Cont' d.)					1,795.34	7240	27.8
(Cont' d.)					1,800.00	0010	781.2
(Cont' d.)					1,800.00	0770	10.8
(Cont' d.)					1,800.00	0780	167.9
(Cont' d.)					1,800.00	0845	24.9
(Cont' d.)					1,800.00	0900	40.2
(Cont' d.)					1,800.00	0910	53.0
(Cont' d.)					1,800.00	0920	39.5
(Cont' d.)					1,800.00	1000	80.4
(Cont' d.)					1,800.00	1005	30.6
(Cont' d.)					1,800.00	1065	30.0
(Cont' d.)					1,800.00	1080	9.4
(Cont' d.)					1,800.00	6615	74.3
(Cont' d.)					1,800.00	7340	49.6
(Cont' d.)					1,802.00	0770	141.8
(Cont' d.)					1,825.00	0010	26.5
(Cont' d.)					1,827.50	0990	360.0
(Cont' d.)					1,839.11	0915	718.8
(Cont' d.)					1,850.00	0010	215.9
(Cont' d.)					1,850.00	0920	28.6
(Cont' d.)					1,850.00	1000	28.7
(Cont' d.)					1,850.00	6615	38.6
(Cont' d.)					1,851.00	0010	80.9
(Cont' d.)					1,851.04	0685	81.5
(Cont' d.)					1,851.09	0685	24.0



TABLE 8: BASE PRICE PAID TO GROWERS FOR GRAPES CRUSHED AND DELIVERED TO CALIFORNIA PROCESSORS FROM THE 1997 CROP WITH BRIX FACTORS AND PURCHASED TONNAGE, BY TYPE, VARIETY, REPORTING DISTRICT WHERE GROWN, AND WEIGHTED AVERAGE BASE PRICE.

District, Type, and Variety	Base Price Per Ton	Brix Factors	Tons	District, Type, and Variety	Base Price Per Ton	Brix Factors	Tons
	DOLLARS	CODE a/			DOLLARS	CODE a/	
DI STR I CT 04 (Cont' d.)				CHARDONNAY	2,352.80	1000	25.0
				(Cont' d.)	2,400.00	0010	10.2
					2,400.00	0860	12.0
CHARDONNAY	1,862.61	0010	34.0		2,418.34	0900	15.0
(Cont' d.)	1,871.68	0010	476.8		2,500.00	0010	60.5
	1,872.00	0010	67.7		2,500.00	1090	23.7
	1,872.50	0780	197.4		2,812.11	1065	13.2
	1,875.00	0770	20.9		3,000.00	0010	24.3
	1,875.00	0805	23.6				
	1,876.00	0010	5.2	WTD. AVG. BASE	1,736.61		
	1,876.67	0845	225.5	CHENIN BLANC	550.00	0010	5.9
	1,900.00	0010	476.5		600.00	0755	14.3
	1,900.00	0770	10.4		650.00	0010	85.9
	1,900.00	0805	7.6		680.53	0010	18.8
	1,900.00	0910	1.8		700.00	0812	3.4
	1,900.00	0990	55.5		750.00	0660	379.7
	1,900.00	1085	28.2		793.00	0010	91.0
	1,900.00	6615	11.4		850.00	0010	37.2
	1,900.00	7340	188.8		850.00	0600	10.9
	1,900.00	8320	14.3		850.00	0760	7.8
	1,908.00	1085	2.3		964.89	0010	31.0
	1,914.72	7640	23.2		1,000.00	0010	89.9
	1,928.26	0780	218.0		1,000.00	0600	73.2
	1,939.61	7240	96.2		1,100.00	0010	72.9
	1,941.00	0900	208.4		1,200.00	1190	1.4
	1,950.00	0010	174.0	WTD. AVG. BASE	825.48		
	1,950.00	0900	49.1	FLORA	1,304.00	0010	36.8
	1,950.00	0920	194.1	WTD. AVG. BASE	1,304.00		
	1,950.00	1065	11.4	FRENCH	500.00	0010	12.1
	1,988.75	0890	72.6	COLOMBARD	600.00	0115	13.8
	1,991.51	0740	104.0	WTD. AVG. BASE	553.28		
	2,000.00	0010	874.6	GEWURZTRAMNER	475.00	0010	6.1
	2,000.00	0125	17.9		600.00	0010	6.2
	2,000.00	0770	22.4		700.00	0010	18.2
	2,000.00	0780	54.8		700.00	0805	10.0
	2,000.00	0845	21.4		1,000.00	0010	21.3
	2,000.00	0900	101.8		1,450.00	0010	1.1
	2,000.00	0910	183.9	WTD. AVG. BASE	783.03		
	2,000.00	0915	40.6	GRAY RIESLING	600.00	0010	7.9
	2,000.00	0920	499.4	WTD. AVG. BASE	600.00		
	2,000.00	0925	7.7	MALVASIA BIANCA	900.00	0735	21.4
	2,000.00	1005	127.0		1,350.00	1085	.7
	2,000.00	1065	25.8	WTD. AVG. BASE	914.25		
	2,000.00	1085	2.4	MUSCAT BLANC/ M CANELLI	900.00	0010	15.3
	2,000.00	1095	5.0		1,000.00	1095	5.8
	2,000.00	1155	10.9		1,089.70	0470	.4
	2,000.00	6615	54.2		1,150.00	0730	91.9
	2,015.00	6615	39.4		1,400.00	1190	22.2
	2,034.39	2990	54.2		1,414.00	0780	18.2
	2,034.39	6970	31.4		1,500.00	0010	.6
	2,050.00	0010	12.7	WTD. AVG. BASE	1,187.86		
	2,050.00	0920	34.3	PINOT BLANC	1,030.85	0010	31.5
	2,050.00	1080	46.5		1,034.32	0010	24.3
	2,091.00	0010	4.8		1,100.00	0770	8.8
	2,100.00	0010	205.6		1,418.00	0790	7.9
	2,100.00	0780	16.9		1,500.00	0010	166.5
	2,100.00	0920	164.8				
	2,100.00	7735	350.6				
	2,143.00	0125	142.1				
	2,200.00	0010	99.8				
	2,200.00	0125	98.1				
	2,200.00	0780	17.4				
	2,200.00	0910	48.1				
	2,273.73	6970	207.9				
	2,284.55	1095	108.8				
	2,300.00	0010	5.3				
	2,300.00	0495	30.9				
	2,304.60	0010	44.0				
	2,310.00	0010	7.9				
	2,314.00	0010	14.2				

TABLE 8: BASE PRICE PAID TO GROWERS FOR GRAPES CRUSHED AND DELIVERED TO CALIFORNIA PROCESSORS FROM THE 1997 CROP WITH BRIX FACTORS AND PURCHASED TONNAGE, BY TYPE, VARIETY, REPORTING DISTRICT WHERE GROWN, AND WEIGHTED AVERAGE BASE PRICE.

District, Type, and Variety	Base Price Per Ton	Brix Factors	Tons	District, Type, and Variety	Base Price Per Ton	Brix Factors	Tons
DOLLARS CODE a/				DOLLARS CODE a/			
<b>DISTRICT 04 (Cont' d.)</b>				SAUVIGNON	1,200.00	1085	3.0
				BLANC	1,250.00	0010	82.6
				(Cont' d.)	1,250.00	0660	19.5
PINOT BLANC	1,700.00	0010	15.9		1,250.00	0780	55.1
(Cont' d.)					1,270.00	0010	64.2
WTD. AVG. BASE	1,393.75				1,300.00	0010	330.9
					1,300.00	0760	144.8
					1,300.00	0770	83.4
PINOT GRIS	1,100.00	0430	20.0		1,300.00	0890	17.0
	1,200.00	0010	11.2		1,300.00	2990	161.8
	1,200.00	0990	10.4		1,300.00	8370	2.8
	1,300.00	0990	57.7		1,311.82	0010	273.9
	1,400.00	0010	13.9		1,350.00	0010	194.4
	1,500.00	0010	8.5		1,350.00	0190	15.0
	1,500.00	0790	4.4		1,350.00	0650	146.7
	1,600.00	0010	10.0		1,350.00	0780	35.3
	1,650.00	0010	8.4		1,400.00	0780	34.8
	1,700.00	0010	6.8		1,400.00	0900	2.8
					1,400.00	0915	43.3
WTD. AVG. BASE	1,342.76				1,400.00	0920	30.1
					1,400.00	1005	34.3
SAUVIGNON	400.00	0010	18.0		1,400.00	1051	15.5
BLANC	700.00	0780	5.4		1,406.85	0010	10.5
	722.66	0010	14.6		1,425.00	0010	14.0
	750.00	5085	5.0		1,450.00	0010	473.9
	775.00	0010	38.3		1,450.00	0735	4.8
	800.00	0010	17.8		1,450.00	1065	28.8
	800.00	0840	.5		1,465.00	0010	11.1
	800.00	0900	17.7		1,500.00	0010	141.5
	840.19	0835	27.6		1,500.00	0790	2.9
	867.19	0910	19.0		1,500.00	0860	38.3
	900.00	0010	106.7		1,503.00	0010	19.5
	900.00	0735	774.4		1,512.21	0775	56.8
	900.00	0760	11.0		1,575.00	0200	30.4
	900.00	0770	22.8		2,000.00	0910	4.5
	937.13	0835	46.5		2,000.00	1230	2.1
	945.00	0890	108.9		2,000.00	1320	2.8
	950.00	0010	11.2		2,669.42	1230	7.8
	950.00	0660	14.2				
	950.00	0735	9.2	WTD. AVG. BASE	1,149.52		
	950.00	5340	19.4				
	963.54	0010	251.1	SAUVIGNON	1,074.94	0890	22.9
	963.54	0845	9.5	MUSQUE	1,200.00	0010	23.4
	963.54	0890	27.3		1,450.00	0010	8.6
	969.87	0735	82.8				
	972.66	0900	60.2	WTD. AVG. BASE	1,187.00		
	1,000.00	0010	207.6				
	1,000.00	0660	411.5	SAUVIGNON	1,100.00	0010	3.1
	1,000.00	0735	32.6	VERT			
	1,000.00	0780	26.3	WTD. AVG. BASE	1,100.00		
	1,000.00	0890	9.9				
	1,037.71	0010	584.6	SEMILLON	800.00	0840	1.0
	1,050.00	0010	37.5		896.15	0010	20.9
	1,050.00	0660	112.9		900.00	0010	78.8
	1,050.00	0770	23.4		900.00	0805	6.1
	1,063.54	0760	32.8		945.00	0640	11.8
	1,075.00	0010	63.8		997.50	0750	133.1
	1,100.00	0010	5.8		1,022.81	0835	12.7
	1,100.00	0910	18.1		1,050.00	0010	1.2
	1,108.00	0010	86.9		1,050.00	0770	11.8
	1,125.00	0760	317.8		1,092.00	0010	10.3
	1,140.00	0010	12.4		1,128.69	0010	10.7
	1,150.00	0010	221.0		1,130.00	4898	15.4
	1,166.00	0890	162.5		1,150.00	0010	22.4
	1,200.00	0010	229.3		1,150.00	1085	5.0
	1,200.00	0115	71.0		1,155.00	0010	9.3
	1,200.00	0660	35.9		1,200.00	0010	62.1
	1,200.00	0735	140.2		1,200.00	0660	39.6
	1,200.00	0770	67.4		1,200.00	0760	11.9
	1,200.00	0780	98.0		1,250.00	0735	14.1
	1,200.00	0855	12.9		1,300.00	0010	11.0

TABLE 8: BASE PRICE PAID TO GROWERS FOR GRAPES CRUSHED AND DELIVERED TO CALIFORNIA PROCESSORS FROM THE 1997 CROP WITH BRIX FACTORS AND PURCHASED TONNAGE, BY TYPE, VARIETY, REPORTING DISTRICT WHERE GROWN, AND WEIGHTED AVERAGE BASE PRICE.

District, Type, and Variety	Base Price Per Ton	Brix Factors	Tons	District, Type, and Variety	Base Price Per Ton	Brix Factors	Tons
DOLLARS CODE a/				DOLLARS CODE a/			
<b>DISTRICT 04 (Cont' d.)</b>				<b>CABERNET FRANC (Cont' d.)</b>	1,400.00	0780	13.8
					1,417.50	0990	53.4
					1,420.00	0140	7.9
SEMILLON (Cont' d.)	1,300.00	0770	16.1		1,465.00	0920	8.0
	1,300.00	7470	37.2		1,479.00	6615	4.5
	1,350.00	0010	32.6		1,500.00	0010	20.9
	1,375.00	0660	9.8		1,500.00	7240	16.2
	1,380.00	0010	1.3		1,550.00	0010	12.7
	1,400.00	0010	72.0		1,561.92	0010	15.6
	1,400.00	0760	16.1		1,564.68	0915	12.0
	1,400.00	0910	13.1		1,600.00	0010	7.4
	1,414.00	0010	11.8		1,600.00	0760	21.4
	1,450.00	0010	25.6		1,600.00	0780	1.3
	1,450.00	0735	2.1		1,628.00	0775	4.6
	1,500.00	7340	10.5		1,646.66	0010	74.6
	2,000.00	1320	3.0		1,646.86	0010	7.7
	2,669.42	1230	53.6		1,647.00	0010	19.2
					1,647.00	1005	95.2
WTD. AVG. BASE	1,271.60				1,650.00	0010	25.4
					1,650.73	0010	21.6
VIIGNIER	1,400.00	0010	49.0		1,650.73	0910	2.6
	1,500.00	0660	2.1		1,651.00	0920	15.4
	1,600.00	0010	.3		1,680.00	0860	9.9
	1,602.00	0010	.7		1,700.00	0010	41.6
	1,681.59	0010	6.2		1,700.00	0860	27.8
	1,751.00	0010	8.1		1,711.04	0915	26.9
	1,900.00	0805	1.1		1,721.86	0915	16.0
	2,000.00	0010	7.6		1,729.20	0010	27.8
	2,200.00	0910	13.6		1,750.00	0010	35.0
					1,750.00	0805	8.1
WTD. AVG. BASE	1,636.64				1,800.00	0010	25.4
					1,800.00	0125	9.8
WHITE RIESLING	700.00	0010	9.8		1,800.00	0805	5.5
	750.00	0010	2.3		1,800.00	0920	37.2
	825.00	0720	9.1		1,812.00	0010	5.0
	881.00	0010	6.2		1,815.80	0910	20.6
	900.00	0010	32.0		1,820.35	0010	4.9
	900.00	0910	5.2		1,846.86	0125	4.4
	950.00	0010	3.9		1,850.00	1095	2.5
	993.08	0650	138.4		1,858.19	0140	3.4
	1,000.00	0010	14.3		1,875.00	0805	10.8
	1,000.00	0920	2.0		1,896.00	0010	5.6
	1,200.00	0615	10.3		1,898.34	1065	7.5
	1,202.01	0860	41.6		1,899.00	0010	4.4
	1,300.00	1210	6.8		1,900.00	0010	15.0
	1,307.70	0010	12.2		1,900.00	0910	11.2
					1,911.98	0860	72.1
WTD. AVG. BASE	1,018.84				1,955.84	1005	37.9
					1,976.23	0780	5.5
OTHER WHITE	600.00	0125	3.2		1,981.00	0010	80.8
	1,400.00	0770	6.4		2,000.00	0010	109.5
					2,000.00	0780	4.6
WTD. AVG. BASE	1,133.33				2,000.00	0920	27.4
					2,000.00	1005	3.4
					2,000.00	1170	2.2
					2,025.00	0010	41.4
					2,030.00	1085	17.5
					2,035.00	0010	2.4
ALEATICO	2,164.76	0780	1.4		2,049.95	0010	98.3
					2,050.00	0010	54.8
WTD. AVG. BASE	2,164.76				2,050.00	7335	4.8
					2,058.00	0010	9.8
BARBERA	1,100.00	0930	1.9		2,100.00	0010	31.0
	1,500.00	1085	33.9		2,100.00	1005	30.6
					2,150.00	0010	34.6
WTD. AVG. BASE	1,478.77				2,150.00	0860	9.5
					2,150.00	0920	12.2
CABERNET FRANC	963.54	0010	10.3		2,150.00	1005	13.6
	1,000.00	0945	2.9		2,150.73	0010	.7
	1,100.00	7235	17.7		2,200.00	0010	12.0
	1,364.50	0990	18.2		2,200.00	0125	10.9

TABLE 8: BASE PRICE PAID TO GROWERS FOR GRAPES CRUSHED AND DELIVERED TO CALIFORNIA PROCESSORS FROM THE 1997 CROP WITH BRIX FACTORS AND PURCHASED TONNAGE, BY TYPE, VARIETY, REPORTING DISTRICT WHERE GROWN, AND WEIGHTED AVERAGE BASE PRICE.

District, Type, and Variety	Base Price Per Ton	Brix Factors	Tons	District, Type, and Variety	Base Price Per Ton	Brix Factors	Tons
DOLLARS CODE a/				DOLLARS CODE a/			
<b>DISTRICT 04 (Cont' d.)</b>				CABERNET	1,589.89	0990	43.4
				SAUVIGNON	1,600.00	0010	246.2
				(Cont' d.)	1,600.00	0780	9.3
CABERNET FRANC	2,200.00	1080	7.6		1,600.00	0860	93.3
(Cont' d.)	2,250.00	0010	38.0		1,600.00	0910	75.0
	2,250.00	0860	82.0		1,600.00	0920	101.5
	2,254.96	0010	5.5		1,600.00	6230	965.9
	2,255.41	0780	19.0		1,600.00	6615	6.2
	2,304.60	0990	6.7		1,600.00	7310	48.5
	2,337.00	0790	4.0		1,625.00	0780	24.1
	2,350.00	0860	12.4		1,625.00	0860	46.2
	2,398.03	1005	10.6		1,630.00	0010	3.4
	2,400.00	0010	14.8		1,630.00	1095	5.8
	2,400.00	1085	2.3		1,650.00	0010	58.7
	2,470.84	0010	24.2		1,650.00	0780	9.8
	2,486.20	1000	4.9		1,653.75	0990	57.5
	2,500.00	0010	15.7		1,659.00	0860	101.0
	2,500.00	0910	7.7		1,665.37	0010	16.3
	2,600.00	0010	23.5		1,670.00	0860	34.1
	2,600.00	1095	.8		1,700.00	0010	149.8
	2,804.99	0910	3.6		1,700.00	0860	258.9
	3,000.00	0780	22.4		1,700.00	0920	24.6
	3,250.00	1080	4.1		1,700.00	6615	13.9
	3,500.00	0010	5.9		1,700.00	8000	29.4
	3,500.00	1090	5.0		1,702.00	7240	54.5
	4,277.77	1095	24.7		1,702.17	0860	60.1
					1,725.00	0010	32.2
					1,742.32	0860	4.7
WTD. AVG. BASE	1,951.01				1,750.00	0010	21.5
					1,750.00	0920	3.5
CABERNET	500.00	0010	2.4		1,764.00	0990	46.0
SAUVIGNON	600.00	1085	.6		1,785.00	0990	41.2
	1,000.00	0010	73.2		1,787.00	6615	5.6
	1,000.00	0780	20.0		1,800.00	0010	301.3
	1,000.00	0945	.3		1,800.00	0780	6.2
	1,000.00	7340	69.0		1,800.00	0805	7.9
	1,010.00	7340	12.5		1,800.00	0910	66.9
	1,100.00	0920	105.1		1,800.00	0920	149.4
	1,100.00	7730	43.5		1,800.00	1085	9.5
	1,200.00	0780	49.6		1,800.00	1095	1.1
	1,200.00	1015	2.3		1,800.00	1160	21.9
	1,200.00	7225	41.5		1,800.00	6615	66.0
	1,250.00	0010	182.5		1,800.00	7240	170.7
	1,250.00	0860	12.2		1,800.00	7735	22.2
	1,257.00	6615	62.5		1,803.97	0010	439.7
	1,263.20	0520	.8		1,803.97	0860	159.8
	1,300.00	0010	1.5		1,803.97	6615	66.4
	1,300.00	7235	146.6		1,804.00	0010	148.3
	1,303.97	0780	18.4		1,804.00	0920	36.1
	1,323.00	0990	4.7		1,804.33	0010	464.5
	1,350.00	0010	48.1		1,804.33	0910	12.7
	1,352.98	0010	41.5		1,805.00	0125	7.9
	1,382.00	6615	259.1		1,815.00	1005	47.9
	1,400.00	0010	326.6		1,825.00	0010	3.3
	1,400.00	0780	238.0		1,837.50	0990	137.9
	1,400.00	0920	1.9		1,850.00	0010	1,078.4
	1,450.00	0805	10.0		1,850.00	0125	15.9
	1,475.00	0915	41.1		1,850.00	0910	32.6
	1,479.00	6615	4.4		1,850.00	0915	24.7
	1,500.00	0010	181.7		1,850.00	1095	19.5
	1,500.00	0140	43.3		1,850.00	6230	1,008.9
	1,500.00	0780	3.3		1,875.00	0010	33.5
	1,500.00	0910	6.7		1,875.00	0805	16.9
	1,500.00	1080	.9		1,875.00	1065	17.5
	1,543.50	0990	41.6		1,875.26	0910	114.6
	1,550.00	0010	62.8		1,878.00	6615	43.2
	1,550.00	0780	21.1		1,885.13	0010	11.5
	1,550.00	6615	16.1		1,889.28	1085	48.9
	1,550.00	7235	57.9		1,890.00	0990	20.5
	1,559.69	0990	29.0		1,894.17	0010	103.4
	1,560.00	0860	41.2		1,900.00	0010	312.9

TABLE 8: BASE PRICE PAID TO GROWERS FOR GRAPES CRUSHED AND DELIVERED TO CALIFORNIA PROCESSORS FROM THE 1997 CROP WITH BRIX FACTORS AND PURCHASED TONNAGE, BY TYPE, VARIETY, REPORTING DISTRICT WHERE GROWN, AND WEIGHTED AVERAGE BASE PRICE.

District, Type, and Variety	Base Price Per Ton	Brix Factors	Tons	District, Type, and Variety	Base Price Per Ton	Brix Factors	Tons
	DOLLARS	CODE <u>a/</u>			DOLLARS	CODE <u>a/</u>	
DI STRI CT 04 (Cont' d.)				CABERNET	2,087.00	1095	39.4
				SAUVIGNON	2,089.72	0010	606.5
				(Cont' d.)	2,100.00	0010	223.9
CABERNET	1,900.00	0125	12.4		2,100.00	0125	6.4
SAUVIGNON	1,900.00	0805	4.0		2,100.00	0780	18.3
(Cont' d.)	1,900.00	0860	323.4		2,100.00	0860	91.3
	1,900.00	0910	33.9		2,100.00	0900	4.2
	1,900.00	0920	27.0		2,100.00	0910	30.2
	1,900.00	1005	230.5		2,100.00	1005	59.6
	1,900.00	6230	494.7		2,100.00	1015	14.7
	1,903.97	0010	31.7		2,100.00	1065	10.5
	1,903.97	0860	35.0		2,100.00	7335	56.9
	1,904.00	0125	12.6		2,104.30	0780	76.7
	1,905.50	0860	104.3		2,110.65	0010	4.3
	1,911.98	0860	198.1		2,113.63	0010	63.5
	1,912.96	0860	133.7		2,121.00	0860	65.4
	1,925.00	0010	66.6		2,125.00	0860	457.6
	1,935.00	0990	175.6		2,130.00	0010	11.8
	1,942.25	0010	16.5		2,148.50	0775	94.3
	1,950.00	0010	22.0		2,150.00	0010	399.7
	1,950.00	0125	17.4		2,150.00	0780	68.8
	1,950.00	0140	6.7		2,150.00	0860	47.0
	1,950.00	1065	69.5		2,150.00	0920	3.6
	1,950.00	7335	51.0		2,150.00	6970	103.7
	1,954.09	0915	106.1		2,150.00	7335	120.2
	1,975.00	7680	78.8		2,164.76	0780	120.1
	1,982.42	0010	22.8		2,164.77	0010	230.0
	1,984.00	0010	4.0		2,165.00	0010	283.1
	1,984.36	0010	60.2		2,165.20	0780	11.2
	1,984.37	0010	129.9		2,165.20	0790	41.0
	1,984.76	0010	865.5		2,165.20	0910	9.9
	1,984.76	0115	62.2		2,174.00	0010	109.2
	1,984.76	7240	90.0		2,177.99	0010	765.8
	1,985.00	6230	1,218.0		2,200.00	0010	827.6
	1,985.01	0780	38.2		2,200.00	0125	13.6
	1,988.75	0010	229.2		2,200.00	0780	18.2
	1,988.75	0990	97.7		2,200.00	0920	33.0
	1,995.00	1080	9.4		2,200.00	1005	8.0
	2,000.00	0010	1,597.0		2,200.00	1015	27.0
	2,000.00	0115	99.0		2,200.00	1020	29.7
	2,000.00	0125	.9		2,200.00	7335	19.8
	2,000.00	0770	2.6		2,200.00	7740	214.0
	2,000.00	0780	74.9		2,207.92	0780	33.7
	2,000.00	0805	3.7		2,218.00	0780	13.9
	2,000.00	0860	49.1		2,225.00	0125	13.6
	2,000.00	0910	210.0		2,250.00	0010	201.3
	2,000.00	0920	113.9		2,250.00	0140	6.9
	2,000.00	0930	24.8		2,250.00	0860	677.2
	2,000.00	0990	19.8		2,250.00	1005	9.5
	2,000.00	1005	3.9		2,254.96	0010	55.8
	2,000.00	1015	5.9		2,255.00	0010	60.2
	2,000.00	1080	65.3		2,255.00	1050	7.6
	2,000.00	1085	66.4		2,255.00	1085	8.0
	2,000.00	1170	7.8		2,255.41	0790	185.7
	2,000.00	7335	399.5		2,255.41	0910	55.4
	2,004.00	0125	91.7		2,257.50	1065	52.3
	2,004.30	0780	12.3		2,259.61	0010	10.5
	2,012.26	0010	3.4		2,265.20	0995	110.0
	2,016.00	0920	34.3		2,265.76	6970	52.6
	2,035.00	0010	65.2		2,266.00	0860	17.9
	2,042.50	0990	69.9		2,267.44	6230	39.5
	2,050.00	7335	70.2		2,293.66	0915	142.1
	2,053.97	0125	35.3		2,300.00	0010	179.0
	2,063.00	1170	56.1		2,300.00	0115	37.0
	2,072.07	0010	32.8		2,300.00	0920	68.1
	2,074.57	0915	16.0		2,300.00	7335	64.2
	2,074.98	0010	38.4		2,304.33	0010	36.5
	2,074.98	0790	40.6		2,332.31	0010	75.7
	2,074.98	0910	55.3		2,337.00	0790	36.7
	2,075.00	0010	30.4		2,338.85	6970	89.4
					2,345.00	0010	21.3

TABLE 8: BASE PRICE PAID TO GROWERS FOR GRAPES CRUSHED AND DELIVERED TO CALIFORNIA PROCESSORS FROM THE 1997 CROP WITH BRIX FACTORS AND PURCHASED TONNAGE, BY TYPE, VARIETY, REPORTING DISTRICT WHERE GROWN, AND WEIGHTED AVERAGE BASE PRICE.

District, Type, and Variety	Base Price Per Ton	Brix Factors	Tons	District, Type, and Variety	Base Price Per Ton	Brix Factors	Tons
DOLLARS CODE a/				DOLLARS CODE a/			
<b>DISTRICT 04 (Cont' d.)</b>				CHARBONO	1,100.00	1095	.9
				(Cont' d.)	1,200.00	0790	1.3
					1,250.00	0660	9.0
CABERNET	2,345.16	0010	39.2		1,250.00	0910	14.2
SAUVIGNON	2,350.00	0010	20.4		1,414.00	0860	28.8
(Cont' d.)	2,350.00	0860	37.6		1,500.00	6970	19.9
	2,355.00	0010	2.9		1,575.00	0990	11.9
	2,398.03	0010	18.9		1,600.00	1195	5.6
	2,399.00	0010	4.7		1,700.00	0775	12.3
	2,399.28	0010	97.8		1,716.00	4840	62.5
	2,400.00	0010	663.5	WTD. AVG. BASE	1,447.77		
	2,400.00	0780	6.1	CINSAULT	1,600.00	1095	1.0
	2,400.00	0860	128.3	WTD. AVG. BASE	1,600.00		
	2,400.00	0910	4.2	DOLCETTO	1,000.00	0010	2.8
	2,400.00	1085	20.2		1,450.00	0010	7.6
	2,405.00	0010	37.5		1,500.00	0010	6.6
	2,410.30	0780	30.2	WTD. AVG. BASE	1,395.29		
	2,411.93	6960	10.0	EARLY BURGUNDY	800.00	0010	10.5
	2,411.93	6970	160.5		1,000.00	0930	3.6
	2,411.93	7640	11.5	WTD. AVG. BASE	851.06		
	2,424.00	0010	8.8	GAMAY (NAPA)	600.00	0010	8.8
	2,450.00	0010	6.3		600.00	0640	242.4
	2,498.00	0010	6.6		751.60	0780	23.4
	2,500.00	0010	959.4		773.71	0760	15.1
	2,500.00	0125	10.1		800.00	0660	10.1
	2,500.00	0140	17.1		800.00	0845	41.7
	2,500.00	0780	49.3		800.00	0910	67.8
	2,500.00	0805	15.1		800.00	5085	10.8
	2,500.00	0860	59.2		805.50	0618	170.9
	2,500.00	0910	104.3		1,000.00	0660	703.5
	2,500.00	0930	23.1		1,000.00	0670	14.7
	2,500.00	1005	67.0		1,000.00	0780	3.2
	2,500.00	1085	9.5		1,000.00	0910	131.4
	2,500.00	8230	14.8		1,000.00	5135	12.4
	2,525.56	0860	85.9		1,000.00	7090	144.9
	2,600.00	0010	144.9		1,873.02	0920	21.9
	2,603.00	0010	3.3		2,000.00	0920	43.0
	2,633.00	6615	34.9	WTD. AVG. BASE	935.83		
	2,633.40	0990	2.8	GRENACHE	1,250.00	0790	6.0
	2,700.00	0010	11.5		1,600.00	1095	4.5
	2,700.00	5228	25.2		2,000.00	0910	3.9
	2,800.00	0010	61.4		2,000.00	0920	1.1
	2,886.00	0125	124.4	WTD. AVG. BASE	1,593.55		
	2,888.54	1095	118.0	MALBEC	700.00	0780	12.8
	3,000.00	0010	203.0		1,200.00	0010	16.2
	3,000.00	0780	54.1		1,350.00	6615	16.8
	3,000.00	0900	8.5		1,438.48	0910	2.9
	3,250.00	1080	9.6		1,500.00	0010	44.5
	3,500.00	0010	20.9		1,575.00	0920	.5
	3,500.00	1080	45.7		1,650.00	6615	4.7
	3,500.00	1090	117.6		1,750.00	0860	15.0
	3,556.97	0010	12.9		1,800.00	0860	5.5
	4,000.00	0910	8.8		2,000.00	0780	5.0
	4,050.00	0910	34.8		2,250.00	0860	21.2
	4,500.00	0010	28.5		2,820.90	0910	10.2
	4,510.00	0125	115.7	WTD. AVG. BASE	1,630.18		
WTD. AVG. BASE	2,018.30			CHARBONO	950.00	0660	6.5
CARIGNANE	500.00	0010	4.7		1,100.00	0010	39.8
	850.00	1095	17.4				
	975.00	0010	13.2				
	1,000.00	0010	9.8				
	1,000.00	0140	1.1				
	1,200.00	0125	29.2				
WTD. AVG. BASE	1,007.29						

TABLE 8: BASE PRICE PAID TO GROWERS FOR GRAPES CRUSHED AND DELIVERED TO CALIFORNIA PROCESSORS FROM THE 1997 CROP WITH BRIX FACTORS AND PURCHASED TONNAGE, BY TYPE, VARIETY, REPORTING DISTRICT WHERE GROWN, AND WEIGHTED AVERAGE BASE PRICE.

District, Type, and Variety	Base Price Per Ton	Brix Factors	Tons	District, Type, and Variety	Base Price Per Ton	Brix Factors	Tons
	DOLLARS	CODE a/			DOLLARS	CODE a/	
DISTRICT 04 (Cont' d.)				MERLOT (Cont' d.)			
MATARO/	900.00	1000	11.0		1,800.00	0780	14.4
MOURVEDRE	1,400.00	1095	8.7		1,800.00	0860	126.7
	1,800.00	0125	9.9		1,800.00	0890	29.0
					1,800.00	0910	18.1
WTD. AVG. BASE	1,347.97				1,800.00	0920	123.1
					1,800.00	0990	.1
MERLOT	964.84	0200	50.8		1,800.00	1015	9.7
	1,200.00	0010	1.5		1,800.00	1170	41.4
	1,200.00	1095	1.5		1,800.00	6615	46.7
	1,300.00	0010	109.9		1,800.00	8160	115.1
	1,337.87	0010	99.9		1,815.00	0010	45.3
	1,350.00	0010	83.7		1,815.00	1000	150.7
	1,400.00	0780	24.9		1,816.01	0990	12.8
	1,400.00	8010	46.8		1,833.83	0010	50.9
	1,500.00	0010	351.6		1,833.83	0125	26.2
	1,500.00	0780	141.9		1,837.50	0990	160.2
	1,500.00	0910	9.0		1,840.00	7335	25.8
	1,500.00	1080	.9		1,850.00	0010	32.7
	1,500.00	1095	32.6		1,850.00	0140	3.2
	1,500.00	7040	9.9		1,850.00	0780	30.0
	1,523.30	0990	14.9		1,850.00	1095	5.5
	1,531.00	0780	29.6		1,850.00	6230	516.7
	1,538.25	0990	24.7		1,850.00	7335	20.3
	1,550.00	6615	1.7		1,850.75	1005	34.9
	1,554.00	0920	16.1		1,858.83	0915	36.3
	1,600.00	0010	378.5		1,873.02	0010	121.2
	1,600.00	1000	.6		1,873.02	0920	115.7
	1,600.00	1005	13.8		1,875.00	0010	19.4
	1,600.00	1085	.4		1,875.00	0140	34.0
	1,600.00	7235	43.0		1,883.83	0010	51.4
	1,602.20	0990	24.1		1,883.83	0125	20.9
	1,630.20	0990	39.6		1,890.00	0990	99.1
	1,632.11	0990	137.7		1,890.99	0860	46.6
	1,650.00	0010	77.8		1,900.00	0010	98.0
	1,650.00	0920	6.3		1,900.00	0920	8.7
	1,650.00	7235	4.0		1,900.00	1065	23.8
	1,650.00	7240	179.2		1,903.71	0915	145.0
	1,670.00	6615	35.6		1,905.50	0860	93.3
	1,692.00	7240	162.9		1,908.00	0990	91.7
	1,700.00	0010	195.2		1,933.83	0125	34.6
	1,700.00	0920	13.9		1,950.00	0010	1.8
	1,700.00	1005	17.4		1,950.00	0860	16.5
	1,700.00	6615	3.6		1,950.00	0910	36.7
	1,700.00	7240	63.2		1,962.00	0010	8.1
	1,705.00	0010	50.7		1,962.21	0010	130.3
	1,729.00	0980	702.2		1,962.22	1005	21.0
	1,729.00	1005	1.7		1,962.49	0010	213.8
	1,732.50	0990	194.6		1,963.00	6230	344.0
	1,750.00	0010	139.1		1,972.16	0770	43.4
	1,751.00	0860	37.6		1,975.00	0860	34.7
	1,751.00	1165	59.4		1,985.01	0680	2.1
	1,757.99	0990	64.9		2,000.00	0010	837.9
	1,783.83	0010	541.4		2,000.00	0125	17.6
	1,783.93	0010	25.9		2,000.00	0780	46.7
	1,784.00	0010	330.9		2,000.00	0860	43.8
	1,784.00	1005	100.0		2,000.00	0910	55.9
	1,784.00	7240	77.7		2,000.00	0920	239.8
	1,784.08	0010	18.4		2,000.00	0990	11.6
	1,785.00	0860	13.8		2,000.00	1005	133.7
	1,785.00	0990	10.5		2,000.00	1065	28.6
	1,785.00	1065	46.6		2,000.00	1080	44.5
	1,785.08	0010	129.1		2,000.00	1085	43.1
	1,786.37	0010	17.9		2,000.00	1170	35.9
	1,789.08	0010	121.9		2,000.00	6615	10.2
	1,800.00	0010	670.2		2,000.00	7335	31.0
	1,800.00	0115	25.9		2,014.00	0990	29.4
	1,800.00	0680	4.0		2,023.50	0860	200.1
					2,034.08	0910	31.3
					2,042.50	0990	70.5
					2,050.00	0010	13.3
					2,050.00	1170	9.9

TABLE 8: BASE PRICE PAID TO GROWERS FOR GRAPES CRUSHED AND DELIVERED TO CALIFORNIA PROCESSORS FROM THE 1997 CROP WITH BRIX FACTORS AND PURCHASED TONNAGE, BY TYPE, VARIETY, REPORTING DISTRICT WHERE GROWN, AND WEIGHTED AVERAGE BASE PRICE.

District, Type, and Variety	Base Price Per Ton	Brix Factors	Tons	District, Type, and Variety	Base Price Per Ton	Brix Factors	Tons
	DOLLARS	CODE a/			DOLLARS	CODE a/	
<b>DISTRICT 04 (Cont' d.)</b>				<b>MERLOT</b>	2,448.00	0010	3.9
				(Cont' d.)	2,485.00	0010	78.4
					2,497.36	0860	10.2
					2,498.00	0010	1.5
MERLOT	2,050.00	6970	54.0		2,500.00	0010	71.0
(Cont' d.)	2,050.00	7335	40.4		2,500.00	0780	1.6
	2,051.69	0010	11.0		2,500.00	0860	34.2
	2,051.69	0790	28.1		2,500.00	0910	54.6
	2,051.69	1005	127.8		2,553.00	0010	18.4
	2,052.00	0010	35.8		2,599.16	0010	34.6
	2,052.00	0990	10.9		2,600.00	0010	100.8
	2,060.00	0010	43.5		2,600.00	1095	.7
	2,088.47	0010	355.7		2,633.00	6615	1.4
	2,100.00	0010	215.1		2,675.00	0790	17.7
	2,100.00	0125	3.0		2,700.00	0140	4.5
	2,100.00	0900	8.5		2,800.00	0010	6.1
	2,100.00	0910	27.6		2,997.90	0010	9.7
	2,100.00	1085	9.6		3,000.00	0010	48.5
	2,100.00	7335	6.6		3,000.00	0780	8.6
	2,117.03	0010	42.5		3,250.00	1080	12.1
	2,121.00	0010	17.4		3,500.00	0010	11.0
	2,140.60	0010	21.8		3,507.29	1095	125.0
	2,140.60	0680	21.8		4,500.00	0010	15.8
	2,140.60	1005	1.1				
	2,140.90	0780	16.7	WTD. AVG. BASE	1,939.90		
	2,141.00	0010	318.9				
	2,150.00	0920	2.7	<b>MEUNIER</b>	1,155.00	0430	76.4
	2,150.00	1005	152.7		1,264.00	0010	18.4
	2,150.00	1080	44.2		1,398.12	0010	13.8
	2,150.00	1085	13.7		1,500.00	0010	105.8
	2,152.00	0010	5.0	WTD. AVG. BASE	1,350.25		
	2,172.00	0010	8.0				
	2,200.00	0010	270.9	<b>NEBBIOLO</b>	1,000.00	0010	3.5
	2,200.00	0790	17.2		2,000.00	0910	1.3
	2,200.00	0805	8.8	WTD. AVG. BASE	1,270.83		
	2,200.00	0860	44.5				
	2,200.00	0920	33.6	<b>PETIT VERDOT</b>	1,200.00	0010	12.2
	2,200.00	1005	165.8		1,300.00	7235	32.1
	2,200.00	1095	10.3		1,575.00	0920	.7
	2,200.00	6970	100.2		1,712.62	0915	10.7
	2,200.00	7740	81.4		1,750.00	0010	7.3
	2,220.01	7240	24.6		1,775.00	6615	3.7
	2,225.00	0010	30.0		1,800.00	1065	4.6
	2,225.90	0010	5.0		1,995.00	0915	6.8
	2,230.00	0010	49.2		2,021.27	0010	11.2
	2,238.00	0780	447.6		2,117.51	0010	2.5
	2,241.32	6970	68.4		2,118.00	0010	11.4
	2,250.00	0010	16.9		2,119.90	0910	5.0
	2,250.00	0140	8.5		2,250.00	0860	2.6
	2,250.00	0860	145.8		2,310.00	0010	7.2
	2,254.96	0010	5.0		2,400.00	0010	8.6
	2,255.41	0790	49.3		2,600.00	0010	1.8
	2,260.00	0010	20.8		2,600.00	1095	.4
	2,284.08	0010	8.4		3,000.00	0010	2.8
	2,300.00	0010	377.4		3,000.00	0115	2.3
	2,300.00	0920	5.6		3,000.00	0780	4.0
	2,300.00	1005	25.5		3,000.00	0990	3.3
	2,300.00	1065	14.9		3,250.00	1080	5.0
	2,300.00	7335	10.5		3,500.00	0010	5.8
	2,316.33	0010	41.4		3,809.85	1095	8.8
	2,317.40	0990	77.3		4,000.00	0910	3.7
	2,323.00	0010	18.3	WTD. AVG. BASE	2,131.19		
	2,350.00	7915	19.3				
	2,368.00	0010	19.1	<b>PETITE SIRAH</b>	600.00	0770	1.2
	2,388.62	0790	25.3		930.00	0010	2.8
	2,398.03	0010	10.6		1,000.00	0010	2.8
	2,399.28	0010	5.2		1,050.00	0010	8.5
	2,400.00	0010	79.0		1,100.00	0930	4.1
	2,400.00	0780	8.6				
	2,400.00	1080	7.8				
	2,400.00	1085	5.9				



TABLE 8: BASE PRICE PAID TO GROWERS FOR GRAPES CRUSHED AND DELIVERED TO CALIFORNIA PROCESSORS FROM THE 1997 CROP WITH BRIX FACTORS AND PURCHASED TONNAGE, BY TYPE, VARIETY, REPORTING DISTRICT WHERE GROWN, AND WEIGHTED AVERAGE BASE PRICE.

District, Type, and Variety	Base Price Per Ton	Brix Factors	Tons	District, Type, and Variety	Base Price Per Ton	Brix Factors	Tons
	DOLLARS	CODE a/			DOLLARS	CODE a/	
<b>DISTRICT 04 (Cont' d.)</b>				<b>PINOT NOIR</b>	1,468.03	0010	85.5
				(Cont' d.)	1,470.00	0010	372.6
					1,470.00	0430	159.2
PETITE SIRAH	1,100.00	1095	.4		1,499.00	4840	69.1
(Cont' d.)	1,100.00	7310	43.2		1,500.00	0010	210.5
	1,200.00	0010	11.0		1,500.00	0125	7.6
	1,200.00	7090	77.4		1,500.00	0350	35.7
	1,250.00	1095	1.9		1,500.00	0430	50.3
	1,300.00	0140	4.8		1,500.00	0855	3.8
	1,300.00	1095	18.6		1,500.00	0910	5.8
	1,313.00	0010	76.9		1,500.00	1065	14.5
	1,314.00	0010	5.5		1,502.98	0010	48.0
	1,350.00	0010	6.3		1,550.00	0430	27.3
	1,379.72	0010	10.9		1,575.00	0010	183.3
	1,400.00	0010	15.9		1,575.00	0430	155.6
	1,400.00	0790	5.9		1,598.12	0010	19.5
	1,400.00	0920	9.9		1,600.00	0010	5.0
	1,500.00	0010	26.1		1,600.00	7335	21.1
	1,500.00	0860	2.9		1,600.00	7735	15.0
	1,600.00	0010	30.5		1,650.00	0010	15.8
	1,600.00	1020	9.2		1,650.00	1005	22.6
	1,600.00	1250	.4		1,675.00	0855	439.1
	1,650.00	0010	8.7		1,699.50	0855	41.6
	1,702.50	0010	34.8		1,700.00	1085	2.3
	1,742.45	1195	10.1		1,728.97	0920	232.0
	1,800.00	0010	38.0		1,750.00	0010	210.4
	1,800.00	0125	13.8		1,750.00	0855	6.5
	1,800.00	0920	10.0		1,751.00	0855	47.0
	1,800.00	1205	11.2		1,775.00	0010	22.9
	1,900.00	0780	5.0		1,800.00	0010	259.5
	1,950.00	0010	22.1		1,800.00	0660	272.1
	1,980.00	0010	67.8		1,800.00	0670	36.2
	2,000.00	0010	7.6		1,800.00	0780	40.2
	2,000.00	0930	24.8		1,800.00	0920	23.9
	2,200.00	0010	29.1		1,800.00	7150	29.7
	2,200.00	0920	3.0		1,803.43	0855	18.4
	2,200.00	1195	7.7		1,839.00	0915	32.1
	2,250.00	1195	11.2		1,850.00	0010	236.7
					1,850.00	0920	23.1
					1,850.00	1085	42.3
WTD. AVG. BASE	1,579.43				1,883.00	0790	123.9
					1,900.00	0010	118.0
PINOT NOIR	800.00	0010	9.7		1,903.00	0010	30.7
	950.00	0660	94.7		1,950.00	0920	3.3
	1,000.00	0910	3.5		2,000.00	0010	113.5
	1,000.00	0945	.7		2,000.00	0140	12.6
	1,039.26	0010	2.1		2,000.00	0780	6.2
	1,149.91	0430	53.9		2,000.00	0855	.5
	1,154.74	0430	16.0		2,000.00	0910	9.9
	1,200.00	0805	5.1		2,000.00	0990	10.8
	1,200.00	1085	6.2		2,050.00	0920	1.9
	1,250.00	0010	160.5		2,100.00	0010	21.0
	1,260.00	0010	141.8		2,100.00	0860	12.7
	1,260.00	0430	241.9		2,186.22	6230	40.5
	1,270.21	0430	99.7		2,200.00	0010	19.4
	1,277.69	0430	68.5		2,200.00	0920	10.4
	1,282.39	0010	108.9		2,250.00	0920	8.7
	1,288.56	0010	33.9		2,267.19	6230	46.9
	1,300.00	0010	13.7		2,300.00	0010	48.9
	1,300.00	0495	69.2		2,400.00	0140	11.1
	1,312.50	0430	51.2		2,400.00	0855	22.1
	1,323.00	0430	50.9		2,400.00	0920	2.9
	1,340.10	0010	23.9		2,507.00	0010	127.0
	1,365.00	0010	55.7		3,000.00	0010	35.1
	1,398.00	0010	150.7		3,000.00	1085	10.0
	1,400.00	0010	439.2				
	1,400.00	0430	64.0	WTD. AVG. BASE	1,610.89		
	1,400.00	0990	.4				
	1,417.50	0010	15.7				
	1,450.00	0430	12.4	PINOTAGE	800.00	0010	11.1
	1,453.00	0010	20.7	WTD. AVG. BASE	800.00		

TABLE 8: BASE PRICE PAID TO GROWERS FOR GRAPES CRUSHED AND DELIVERED TO CALIFORNIA PROCESSORS FROM THE 1997 CROP WITH BRIX FACTORS AND PURCHASED TONNAGE, BY TYPE, VARIETY, REPORTING DISTRICT WHERE GROWN, AND WEIGHTED AVERAGE BASE PRICE.

District, Type, and Variety	Base Price Per Ton	Brix Factors	Tons	District, Type, and Variety	Base Price Per Ton	Brix Factors	Tons
DOLLARS CODE a/				DOLLARS CODE a/			
<b>DISTRICT 04 (Cont' d.)</b>				SYRAH- FRENCH	2, 000. 00	0920	29. 6
				SYRAH- SHIRAZ	2, 000. 00	1085	15. 0
				(Cont' d.)	2, 400. 00	0010	1. 8
					2, 750. 00	0910	25. 5
PORTUGIESER	600. 00	0140	9. 1	WTD. AVG. BASE	1, 781. 86		
BLAUER				TEMPRANILLO	1, 500. 00	0010	. 5
WTD. AVG. BASE	600. 00			WTD. AVG. BASE	1, 500. 00		
REFOSCO/	1, 150. 00	0790	. 5	ZINFANDEL	550. 00	0010	35. 8
MONDEUSE					650. 00	0450	527. 8
WTD. AVG. BASE	1, 150. 00				650. 00	0470	81. 5
SANGIOVETO/	1, 250. 00	0010	72. 1		660. 00	0365	454. 0
SANGIOVESE	1, 400. 00	0010	77. 5		660. 00	0366	172. 6
	1, 500. 00	0010	4. 4		660. 00	0440	42. 1
	1, 500. 00	0860	16. 9		660. 00	0450	1, 919. 2
	1, 550. 00	0930	5. 4		660. 00	1995	47. 9
	1, 600. 00	0010	5. 6		661. 25	0366	291. 8
	1, 600. 00	0125	5. 7		670. 92	0010	75. 3
	1, 620. 00	0770	6. 7		670. 92	0365	478. 5
	1, 637. 65	0010	42. 6		680. 00	0470	122. 2
	1, 638. 00	0010	66. 8		700. 00	0010	13. 1
	1, 650. 00	0860	67. 0		800. 00	0930	19. 3
	1, 650. 00	1065	6. 3		875. 00	0930	1. 6
	1, 675. 63	0990	23. 2		877. 00	0010	3. 0
	1, 687. 65	0125	23. 8		900. 00	0010	38. 6
	1, 719. 53	0010	. 7		975. 00	0010	17. 0
	1, 732. 50	0990	3. 0		1, 000. 00	0010	28. 2
	1, 750. 00	0860	8. 5		1, 000. 00	0670	13. 8
	1, 800. 00	0010	33. 9		1, 020. 00	0010	15. 5
	1, 800. 00	0860	30. 7		1, 052. 80	0685	3. 5
	1, 800. 00	6615	9. 3		1, 054. 00	0010	13. 0
	1, 800. 00	7335	25. 6		1, 100. 00	0010	36. 4
	1, 821. 00	1085	8. 5		1, 115. 00	8155	68. 9
	1, 837. 65	0125	2. 1		1, 150. 00	0010	23. 8
	1, 944. 00	0860	13. 8		1, 200. 00	0010	65. 0
	1, 963. 00	0010	154. 4		1, 200. 00	0670	11. 0
	1, 965. 00	0010	33. 7		1, 200. 00	0860	49. 8
	1, 975. 00	0930	8. 5		1, 200. 00	0915	176. 1
	2, 000. 00	0010	56. 2		1, 200. 00	1095	2. 7
	2, 000. 00	0930	13. 7		1, 200. 00	1195	3. 5
	2, 000. 00	1020	6. 9		1, 246. 62	0010	37. 5
	2, 000. 00	1085	23. 9		1, 250. 00	0010	105. 9
	2, 100. 00	0010	6. 8		1, 250. 00	0685	38. 3
	2, 200. 00	0805	1. 2		1, 250. 00	1005	11. 5
	3, 500. 00	1095	6. 4		1, 250. 00	1095	1. 1
WTD. AVG. BASE	1, 743. 98				1, 250. 00	8155	18. 0
SYRAH/FRENCH	800. 00	0125	1. 1		1, 300. 00	0010	44. 8
SYRAH- SHIRAZ	1, 200. 00	0010	16. 5		1, 300. 00	0140	7. 2
	1, 445. 42	0010	14. 2		1, 344. 00	6615	22. 1
	1, 500. 00	0010	. 4		1, 352. 00	0010	34. 1
	1, 500. 00	0990	5. 6		1, 361. 50	0790	13. 2
	1, 545. 00	0770	13. 8		1, 400. 00	0010	23. 7
	1, 573. 00	0790	1. 4		1, 400. 00	0930	99. 2
	1, 600. 00	1095	11. 5		1, 400. 00	1000	8. 9
	1, 636. 00	0010	53. 2		1, 400. 00	1085	2. 0
	1, 636. 02	0860	3. 2		1, 400. 00	1095	8. 9
	1, 650. 00	0010	15. 1		1, 400. 00	1195	12. 4
	1, 650. 00	0770	15. 7		1, 450. 00	1095	4. 6
	1, 670. 00	0910	28. 2		1, 457. 50	0010	14. 9
	1, 712. 00	0010	25. 4		1, 500. 00	0010	41. 9
	1, 712. 00	1085	10. 0		1, 500. 00	0930	26. 1
	1, 720. 00	1080	12. 0		1, 500. 00	0990	10. 9
	1, 764. 00	0990	18. 8		1, 500. 00	1095	8. 2
	1, 800. 00	0010	4. 3		1, 506. 22	0775	51. 1
	1, 800. 00	0780	1. 0		1, 550. 00	0010	2. 8
	1, 800. 00	1095	15. 1		1, 550. 00	0920	15. 4
	1, 900. 00	0010	26. 1		1, 550. 00	0930	6. 5
	2, 000. 00	0010	12. 9		1, 562. 13	0010	123. 7

TABLE 8: BASE PRICE PAID TO GROWERS FOR GRAPES CRUSHED AND DELIVERED TO CALIFORNIA PROCESSORS FROM THE 1997 CROP WITH BRIX FACTORS AND PURCHASED TONNAGE, BY TYPE, VARIETY, REPORTING DISTRICT WHERE GROWN, AND WEIGHTED AVERAGE BASE PRICE.

District, Type, and Variety	Base Price Per Ton	Brix Factors	Tons	District, Type, and Variety	Base Price Per Ton	Brix Factors	Tons
	DOLLARS	CODE a/			DOLLARS	CODE a/	
<b>DISTRICT 04 (Cont' d.)</b>							
ZINFANDEL (Cont' d.)	1,578.98	0010	39.2	CHARDONNAY (Cont' d.)	1,650.00	0010	169.6
	1,600.00	0010	67.1		1,675.00	0805	5.9
	1,600.00	0780	201.1		1,700.00	0010	100.0
	1,600.00	0860	7.1		1,700.00	0920	57.3
	1,650.00	0010	8.7		1,710.00	0010	662.1
	1,650.00	0910	15.1		1,710.00	0920	94.1
	1,650.00	0920	90.0		1,800.00	0670	65.7
	1,650.00	0930	1.1	WTD. AVG. BASE	1,347.44		
	1,650.00	1180	25.0	CHENIN BLANC	450.00	2635	74.4
	1,650.00	7735	35.3		700.00	4880	110.6
	1,675.00	0010	50.3	WTD. AVG. BASE	599.46		
	1,679.00	6615	15.2	FRENCH COLOMBARD	600.00	3215	175.8
	1,691.20	0010	34.0	WTD. AVG. BASE	600.00		
	1,700.00	0930	13.0	GRAY RIESLING	600.00	0095	8.8
	1,700.00	1005	43.3	WTD. AVG. BASE	600.00		
	1,700.00	1095	6.1	GREEN HUNGARIAN	400.00	0010	2.3
	1,700.00	6615	13.3	WTD. AVG. BASE	400.00		
	1,750.00	0805	3.6	SAUVIGNON BLANC	600.00	2930	65.0
	1,800.00	0010	101.6		600.00	7095	815.5
	1,800.00	0125	11.9		600.00	7300	464.6
	1,800.00	0860	20.1		1,000.00	0010	129.9
	1,800.00	0930	17.8	WTD. AVG. BASE	635.23		
	1,800.00	1020	45.4	SYMPHONY	315.00	0200	351.3
	1,800.00	1065	12.8	WTD. AVG. BASE	315.00		
	1,800.00	1085	44.7	VIIGNIER	1,000.00	0805	2.6
	1,800.00	1090	1.1	WTD. AVG. BASE	1,000.00		
	1,800.00	1145	33.6	WINE GRAPES (RED)			
	1,801.99	0010	18.0	ALICANTE BOUSCHET	800.00	0010	2.8
	1,805.00	0125	2.2	WTD. AVG. BASE	800.00		
	1,853.18	0780	2.2	CABERNET SAUVIGNON	825.00	7050	1,222.6
	1,890.68	0010	5.6		1,000.00	0010	53.2
	1,900.00	0010	9.7		1,000.00	7458	28.1
	2,000.00	0010	52.3		1,200.00	1005	30.4
	2,000.00	0115	8.6		1,200.00	6615	20.8
	2,000.00	0780	8.6		1,250.00	0010	160.2
	2,000.00	0805	9.8		1,250.00	7740	308.4
	2,000.00	1095	57.6	WTD. AVG. BASE	952.53		
	2,000.00	1195	23.6	CARIGNANE	750.00	0010	22.9
	2,020.00	1195	13.2		900.00	0010	152.2
	2,140.00	1195	16.4		1,200.00	0010	9.1
	2,150.00	0140	5.7	WTD. AVG. BASE	896.17		
	2,350.00	0010	37.6	DOLCETTO	1,500.00	0010	5.0
	2,500.00	6615	5.2	WTD. AVG. BASE	1,500.00		
WTD. AVG. BASE	982.85			EARLY BURGUNDY	850.00	0010	10.7
OTHER RED	800.00	1205	1.6	WTD. AVG. BASE	850.00		
	1,000.00	0010	2.3	<b>DISTRICT 05</b>			
	1,000.00	0140	4.5	WINE GRAPES (WHITE)			
	1,400.00	0860	4.8	CHARDONNAY	850.00	7050	98.6
	2,250.00	0860	2.6		850.00	7240	602.9
WTD. AVG. BASE	1,306.96				900.00	7570	942.3
					1,000.00	5300	126.5
					1,450.00	1005	628.0
					1,500.00	0010	1,406.3
					1,500.00	0920	53.9
					1,500.00	7735	752.2

TABLE 8: BASE PRICE PAID TO GROWERS FOR GRAPES CRUSHED AND DELIVERED TO CALIFORNIA PROCESSORS FROM THE 1997 CROP WITH BRIX FACTORS AND PURCHASED TONNAGE, BY TYPE, VARIETY, REPORTING DISTRICT WHERE GROWN, AND WEIGHTED AVERAGE BASE PRICE.

District, Type, and Variety	Base Price Per Ton	Brix Factors	Tons	District, Type, and Variety	Base Price Per Ton	Brix Factors	Tons
	DOLLARS	CODE a/			DOLLARS	CODE a/	
<b>DISTRICT 05 (Cont' d.)</b>				<b>WINE GRAPES (WHITE)</b>			
GAMAY (NAPA)	350.00	0200	142.2	CHARDONNAY	500.00	0780	1.1
	600.00	0010	15.0		600.00	0910	96.5
	700.00	0670	48.8		900.00	0790	5.7
	900.00	0010	166.7		1,000.00	0010	94.5
	900.00	7090	28.9		1,100.00	0010	313.5
	1,000.00	0618	22.5		1,100.00	0770	19.7
	1,000.00	0660	556.1		1,200.00	0010	4.0
					1,200.00	0910	2.9
WTD. AVG. BASE	864.69				1,200.00	0920	3.7
					1,200.00	1005	45.0
MERLOT	825.00	7240	380.1		1,300.00	0010	1,198.3
	1,000.00	0010	91.1		1,350.00	1065	4.0
	1,400.00	0010	.7		1,360.00	0920	1.5
	1,500.00	0125	122.5		1,400.00	0010	.3
	1,600.00	0010	26.7		1,400.00	0910	5.0
	1,650.00	0010	1,261.0		1,400.00	0920	224.0
	1,700.00	0115	29.1		1,400.00	1080	43.4
	1,826.14	0010	12.5		1,420.47	0010	342.4
	1,900.00	0910	16.9		1,427.50	0010	101.1
	2,000.00	0010	13.0		1,439.03	0910	9.3
	2,350.78	0010	11.8		1,447.78	7410	571.8
					1,450.00	0010	190.6
WTD. AVG. BASE	1,460.73				1,500.00	0010	251.8
					1,500.00	0780	7.4
PETITE SIRAH	700.00	1095	2.3		1,500.00	0910	5.8
	1,100.00	0115	15.8		1,523.00	1085	42.7
	1,200.00	0010	54.0		1,527.01	0010	95.4
					1,550.00	1085	48.4
WTD. AVG. BASE	1,162.14				1,600.00	0010	4.9
					1,600.00	0920	5.1
PINOT NOIR	1,200.00	0010	157.4		1,600.00	1085	10.8
					1,621.10	1005	597.0
WTD. AVG. BASE	1,200.00				1,650.00	0010	29.2
					1,650.00	0780	29.1
SANGIOVETO/ SANGIOVESE	1,650.00	0930	6.2		1,650.00	0920	12.9
WTD. AVG. BASE	1,650.00				1,674.71	1085	60.3
					1,674.98	1085	192.4
SYRAH/FRENCH	700.00	1095	6.2		1,700.00	0010	34.7
SYRAH-SHIRAZ	1,686.50	1085	2.5		1,700.00	0920	217.4
					1,700.00	7057	321.7
WTD. AVG. BASE	983.48				1,800.00	0010	15.7
					1,800.00	0780	11.9
ZINFANDEL	500.00	0010	82.3		1,800.00	0920	3.0
	550.00	0010	7.0		1,850.00	0780	4.0
	660.00	0450	539.4		1,900.00	0010	28.5
	900.00	0010	8.2		1,900.00	0920	50.6
	900.00	0930	.4		1,950.00	0010	51.0
	950.00	0010	14.6		1,975.00	0780	37.8
	1,000.00	0010	8.5		2,000.00	0010	38.7
	1,000.00	1085	15.7		2,000.00	0780	27.0
	1,800.00	0010	31.0		2,000.00	0920	1.3
WTD. AVG. BASE	710.81				2,000.00	1015	2.0
					2,200.00	0010	7.7
					2,200.00	0780	28.6
					2,250.00	0010	4.7
					2,300.00	0920	9.3
					2,350.00	0780	37.4
					2,400.00	1015	10.0
					2,500.00	0010	2.0
<b>DISTRICT 06</b>				<b>WINE GRAPES (WHITE)</b>			
				WTD. AVG. BASE	1,467.23		
				CHENIN BLANC	450.00	0010	12.7
BLACK PRINCE/ ROSE OF PERU	400.00	0780	14.1		1,600.00	0010	2.0
WTD. AVG. BASE	400.00						
FLAME TOKAY	800.00	0115	.5	WTD. AVG. BASE	606.46		
WTD. AVG. BASE	800.00						

TABLE 8: BASE PRICE PAID TO GROWERS FOR GRAPES CRUSHED AND DELIVERED TO CALIFORNIA PROCESSORS FROM THE 1997 CROP WITH BRIX FACTORS AND PURCHASED TONNAGE, BY TYPE, VARIETY, REPORTING DISTRICT WHERE GROWN, AND WEIGHTED AVERAGE BASE PRICE.

District, Type, and Variety	Base Price Per Ton	Brix Factors	Tons	District, Type, and Variety	Base Price Per Ton	Brix Factors	Tons
	DOLLARS	CODE <u>a/</u>			DOLLARS	CODE <u>a/</u>	
DISTRICT 06 (Cont' d.)				SYLVANER	350.00	2678	6.9
				WTD. AVG. BASE	350.00		
GEWURZTRAMNER	650.00	0010	22.8	TOCAI FRIULANO	1,350.00	0890	6.9
	1,000.00	0010	5.8		1,400.00	6130	74.4
	1,100.00	0780	11.9	WTD. AVG. BASE	1,395.76		
	1,200.00	0010	1.0	VIIGNIER	675.00	0780	3.0
WTD. AVG. BASE	841.20				750.00	0780	1.6
MARSANNE	1,000.00	4850	6.2		1,000.00	0010	.5
	1,400.00	0010	3.4		1,500.00	0780	2.5
	1,600.00	0010	7.9		1,600.00	0010	16.0
	1,600.00	0910	.4		1,700.00	0010	.4
	1,660.00	0010	4.1		1,850.00	0010	4.9
WTD. AVG. BASE	1,411.18			WTD. AVG. BASE	1,481.66		
MUSCAT BLANC/ M CANELLI	550.00	0780	3.1	WHITE RIESLING	650.00	0910	4.0
	1,350.00	0760	4.7	WTD. AVG. BASE	650.00		
WTD. AVG. BASE	1,032.05			OTHER WHITE	1,400.00	6130	10.5
PALOMINO/ G CHASSELAS	225.00	0560	11.4		1,400.00	7745	2.6
	275.00	0010	6.2		1,650.00	0010	8.2
	275.00	1095	73.8		1,650.00	0840	5.2
	400.00	1085	17.5	WTD. AVG. BASE	1,526.42		
	800.00	0115	1.7				
	900.00	1085	.7				
WTD. AVG. BASE	301.48						
PINOT BLANC	1,000.00	0010	6.6				
	1,200.00	0920	2.3	WINE GRAPES (RED)			
WTD. AVG. BASE	1,051.69			ALICANTE	400.00	1085	19.1
PINOT GRIS	1,100.00	0780	3.3	BOUSCHET	750.00	0660	1.8
	1,200.00	0920	3.0		750.00	1085	2.8
	1,350.00	0760	2.3		877.30	0770	13.9
	1,400.00	0010	26.9		1,400.00	0115	1.0
	1,650.00	0010	2.1	WTD. AVG. BASE	639.49		
	1,700.00	1005	7.8	BARBERA	1,200.00	0010	10.6
WTD. AVG. BASE	1,425.55			WTD. AVG. BASE	1,200.00		
ROUSANNE	1,500.00	0010	1.2	CABERNET FRANC	1,200.00	0920	.4
	1,600.00	0910	.4		1,400.00	0930	27.9
WTD. AVG. BASE	1,525.00				1,500.00	0010	.5
SAUVIGNON BLANC	300.00	0560	11.2		1,600.00	0010	1.9
	550.00	0770	9.1		1,605.00	1005	18.7
	700.00	0660	1.0		1,890.00	0780	2.9
	850.00	0010	20.2		1,938.64	0920	2.0
	1,100.00	0010	4.9		1,938.64	0925	2.9
WTD. AVG. BASE	681.57				2,100.00	0010	8.3
SEMILLON	400.00	0780	4.4	WTD. AVG. BASE	1,614.56		
	550.00	0770	3.1	CABERNET SAUVIGNON	1,000.00	0010	130.4
	800.00	0910	4.4		1,100.00	0010	348.6
	850.00	0920	4.0		1,100.00	0770	3.3
	875.42	0910	9.6		1,200.00	0010	22.5
	1,800.00	1095	37.5		1,250.00	0910	2.2
WTD. AVG. BASE	1,369.67				1,350.00	0010	1.9
					1,354.43	0910	6.3
					1,400.00	0010	129.1
					1,400.00	0770	.5
					1,450.00	0010	3.4
					1,450.00	1065	2.0
					1,460.00	0010	5.3
					1,500.00	0010	176.6
					1,550.00	0010	37.3
					1,600.00	0010	.9

TABLE 8: BASE PRICE PAID TO GROWERS FOR GRAPES CRUSHED AND DELIVERED TO CALIFORNIA PROCESSORS FROM THE 1997 CROP WITH BRIX FACTORS AND PURCHASED TONNAGE, BY TYPE, VARIETY, REPORTING DISTRICT WHERE GROWN, AND WEIGHTED AVERAGE BASE PRICE.

District, Type, and Variety	Base Price Per Ton	Brix Factors	Tons	District, Type, and Variety	Base Price Per Ton	Brix Factors	Tons
DOLLARS CODE a/				DOLLARS CODE a/			
<b>DISTRICT 06 (Cont' d.)</b>				MALBEC	1,500.00	0010	.4
					1,600.00	1085	1.5
				WTD. AVG. BASE	1,578.95		
CABERNET	1,650.00	0010	.4	MATARO/	400.00	1085	441.0
SAUVIGNON	1,700.00	0920	7.1	MDURVEDRE	500.00	1085	40.6
(Cont' d.)	1,800.00	0010	3.6		550.00	1085	18.1
	1,800.00	0920	19.3		650.00	1085	15.3
	1,890.00	0780	35.1		700.00	1085	25.2
	1,938.64	0920	7.4		750.00	1085	23.5
	1,938.64	0925	10.3		750.00	1095	10.5
	2,000.00	0010	10.2		800.00	0010	12.0
	2,000.00	1095	5.5		800.00	1085	11.8
	2,100.00	0010	2.0		850.00	1085	7.6
	2,200.00	0010	9.5		900.00	1085	81.3
	2,200.00	0920	12.1		1,050.00	0920	5.2
	2,300.00	0010	22.9		1,100.00	0010	24.6
	2,300.00	0920	4.1		1,200.00	0010	19.2
	2,400.00	0920	10.6		1,200.00	0770	2.4
	2,500.00	0780	6.8		1,250.00	0010	2.4
	2,700.00	0010	4.1		1,400.00	0010	90.3
	2,700.00	0780	49.1		1,425.00	1095	30.1
	2,750.00	0010	.7		1,450.00	0910	53.0
WTD. AVG. BASE	1,436.47				1,500.00	0010	12.2
					1,500.00	1095	2.5
CARIGNANE	300.00	1085	41.6		2,000.00	0010	9.5
	400.00	1085	106.3	WTD. AVG. BASE	753.56		
	425.00	1095	79.4	MERLOT	750.00	0780	2.0
	475.00	0010	9.8		900.00	0010	10.0
	500.00	1085	111.2		1,000.00	0010	121.8
	550.00	0780	74.8		1,050.00	0010	.6
	600.00	0010	6.3		1,100.00	0010	153.5
	600.00	1095	51.3		1,200.00	0920	3.6
	650.00	1085	3.1		1,300.00	0010	17.8
	700.00	0010	.4		1,348.03	7410	515.6
	700.00	1085	24.4		1,373.00	1085	94.7
	750.00	0010	21.1		1,398.40	0010	9.3
	775.00	1085	3.9		1,400.00	0010	6.5
	800.00	0010	133.2		1,400.00	0780	2.6
	800.00	0770	8.7		1,400.00	0920	3.5
	800.00	1085	4.1		1,400.00	0990	4.3
	840.00	0780	40.3		1,400.00	7745	46.8
	900.00	1085	20.2		1,450.00	0010	6.5
	1,000.00	0780	45.2		1,450.00	1065	5.5
	1,400.00	0115	6.1		1,450.00	1085	15.5
WTD. AVG. BASE	613.46				1,500.00	0010	160.5
					1,500.00	0780	21.4
CINSAULT	675.00	1085	9.0		1,500.00	0910	5.8
	900.00	1085	1.2		1,500.00	7562	8.8
WTD. AVG. BASE	701.47				1,550.00	0010	20.4
					1,550.00	1005	22.7
DOLCETTO	1,650.00	0010	2.4		1,555.85	0010	151.0
WTD. AVG. BASE	1,650.00				1,580.40	0010	27.0
					1,600.00	0010	2.5
FREISA	1,400.00	6130	1.6		1,650.00	1085	44.3
WTD. AVG. BASE	1,400.00				1,700.00	0010	8.0
					1,700.00	1085	11.5
GRENACHE	400.00	1085	5.1		1,700.00	7745	48.3
	675.00	1085	.4		1,723.59	1085	267.1
	1,250.00	0010	7.5		1,800.00	0010	1.1
	1,350.00	0010	35.4		1,800.00	0780	5.3
	1,600.00	0010	.5		1,800.00	0910	18.3
WTD. AVG. BASE	1,232.62				1,800.00	7740	111.4
					1,850.00	0010	24.0
					1,883.83	0910	12.4
					1,890.00	0780	2.1
					1,938.64	0920	1.0
					1,938.64	0925	1.2

TABLE 8: BASE PRICE PAID TO GROWERS FOR GRAPES CRUSHED AND DELIVERED TO CALIFORNIA PROCESSORS FROM THE 1997 CROP WITH BRIX FACTORS AND PURCHASED TONNAGE, BY TYPE, VARIETY, REPORTING DISTRICT WHERE GROWN, AND WEIGHTED AVERAGE BASE PRICE.

District, Type, and Variety	Base Price Per Ton	Brix Factors	Tons	District, Type, and Variety	Base Price Per Ton	Brix Factors	Tons
	DOLLARS	CODE a/			DOLLARS	CODE a/	
DISTRICT 06 (Cont' d.)				SANGIOVETO/ SANGIOVESE (Cont' d.)	1,750.00	8355	3.5
MERLOT (Cont' d.)	2,000.00	0010	3.0	WTD. AVG. BASE	1,052.99		
	2,000.00	1015	1.2	SYRAH/FRENCH	675.00	0780	6.7
	2,074.98	0910	2.9	SYRAH-SHIRAZ	800.00	0010	6.0
	2,100.00	0910	13.1		1,100.00	0010	11.5
	2,150.00	0010	39.9		1,150.00	0790	5.5
	2,400.00	0920	10.0		1,200.00	0920	.5
	2,500.00	0780	16.4		1,500.00	0780	14.4
	2,804.99	0910	11.7		1,800.00	0920	1.0
WTD. AVG. BASE	1,496.73				1,900.00	0010	5.3
NEBBIOLO	1,400.00	7065	4.3	WTD. AVG. BASE	1,225.29		
	1,650.00	0010	2.1	TEROLDEGO	1,800.00	0010	1.7
	2,100.00	0010	9.3		1,800.00	0910	1.0
	2,100.00	1085	2.4		1,800.00	1000	2.0
WTD. AVG. BASE	1,881.49			WTD. AVG. BASE	1,800.00		
PETIT VERDOT	1,500.00	0010	7.8	ZINFANDEL	400.00	0780	62.0
WTD. AVG. BASE	1,500.00				450.00	0560	4.9
PETITE SIRAH	700.00	0780	33.2		500.00	0780	6.6
	1,082.05	0010	6.8		550.00	0780	9.8
	1,200.00	0920	.7		625.00	0780	10.1
	1,300.00	0780	1.5		650.00	0780	9.4
	1,400.00	1080	1.0		700.00	0780	76.8
	1,600.00	0010	2.5		700.00	0910	4.2
WTD. AVG. BASE	848.75				775.00	0780	7.4
PINOT NOIR	966.40	1095	129.1		800.00	0910	5.6
	1,248.00	0010	1.3		800.00	1095	85.7
	1,400.00	0010	.3		900.00	0010	26.0
	1,400.00	0920	8.6		900.00	0780	105.5
	1,600.00	0010	5.9		900.00	1095	31.2
	1,600.00	0910	2.6		950.00	0770	47.1
	1,600.00	0920	52.3		1,000.00	0010	33.2
	1,700.00	0010	4.0		1,000.00	0910	3.7
	1,790.00	0010	1.4		1,000.00	0920	11.1
	1,800.00	0010	2.1		1,000.00	1095	2.9
	1,800.00	0910	4.0		1,050.00	0010	3.1
	1,800.00	1005	75.0		1,050.00	0910	2.4
	1,800.00	1085	14.9		1,050.00	1095	48.3
	1,900.00	0010	14.5		1,100.00	0780	20.1
	1,950.00	0770	1.8		1,200.00	0010	414.7
	2,000.00	0010	10.8		1,200.00	1095	19.0
	2,000.00	0780	2.0		1,250.00	0010	2.4
	2,000.00	0920	4.3		1,267.00	0010	15.2
	2,100.00	0010	5.5		1,350.00	1195	33.0
	2,100.00	0920	16.4		1,400.00	0010	18.5
	2,200.00	0010	1.0		1,400.00	0115	54.3
	2,250.00	0010	8.8		1,400.00	0770	125.8
	2,500.00	0010	1.7		1,400.00	8000	2.5
WTD. AVG. BASE	1,508.91				1,425.00	1095	43.8
REFOSCO/ MONDEUSE	1,400.00	7745	1.0		1,500.00	1095	10.1
	1,650.00	0010	2.2		1,571.17	0010	20.6
WTD. AVG. BASE	1,571.88				1,600.00	0010	.6
SANGIOVETO/ SANGIOVESE	750.00	0920	5.5		1,700.00	0010	3.2
	1,000.00	0010	47.3		1,800.00	1105	.7
	1,000.00	1095	11.2	WTD. AVG. BASE	1,079.01		
	1,200.00	0010	3.9	OTHER RED	300.00	0010	3.7
	1,300.00	7065	7.1		1,400.00	7065	.4
				WTD. AVG. BASE	407.32		

TABLE 8: BASE PRICE PAID TO GROWERS FOR GRAPES CRUSHED AND DELIVERED TO CALIFORNIA PROCESSORS FROM THE 1997 CROP WITH BRIX FACTORS AND PURCHASED TONNAGE, BY TYPE, VARIETY, REPORTING DISTRICT WHERE GROWN, AND WEIGHTED AVERAGE BASE PRICE.

District, Type, and Variety	Base Price Per Ton	Brix Factors	Tons	District, Type, and Variety	Base Price Per Ton	Brix Factors	Tons
DOLLARS CODE a/				DOLLARS CODE a/			
DISTRICT 07				CHARDONNAY	1,621.10	1005	205.7
				(Cont' d.)	1,627.24	0910	71.4
					1,650.00	0010	1,237.7
					1,650.00	0910	691.2
					1,650.00	1005	980.6
					1,650.00	7065	93.0
					1,661.35	0920	221.4
					1,667.00	0920	92.0
					1,700.00	0010	69.8
					1,700.00	0660	52.2
					1,700.00	0780	4.9
					1,700.00	0910	162.9
					1,700.00	0920	4.8
					1,700.00	1000	24.6
					1,710.00	7655	787.8
					1,725.00	0660	210.2
					1,725.00	1005	372.4
					1,750.00	0780	4.6
					1,775.00	0780	91.0
					1,800.00	0010	2,065.0
					1,800.00	0660	106.8
					1,800.00	0910	95.4
					1,800.00	0915	109.2
					1,800.00	0920	110.5
					1,800.00	6615	140.2
					1,800.00	7057	7.9
					1,800.00	7065	1,418.4
					1,800.00	7300	662.7
					1,810.00	0125	105.3
					1,819.70	0010	83.8
					1,900.00	0780	43.7
					1,900.00	0910	47.4
					1,900.00	0920	5.6
					1,989.95	0010	215.6
					1,989.95	1065	80.0
					2,000.00	0010	11.5
					2,000.00	0920	20.6
					2,100.00	0920	59.8
					2,108.23	0920	62.8
					2,200.00	0010	48.8
					2,400.00	0660	105.9
					2,500.00	0010	7.0
				WTD. AVG. BASE	1,433.45		
				CHENIN BLANC	200.00	7564	95.3
					500.00	3133	74.4
					600.00	3215	199.5
					600.00	7564	120.2
					666.45	0200	488.9
					693.00	0770	23.2
					715.00	3133	300.0
					800.00	2960	412.8
					900.00	0010	104.9
					1,000.00	0200	1,999.7
					1,000.00	0920	217.0
				WTD. AVG. BASE	853.80		
				FRENCH	600.00	0010	155.3
				COLOMBARD	975.00	0010	24.6
					975.00	0200	582.8
				WTD. AVG. BASE	898.64		
				GEWURZTRAMNER	700.00	0010	5.7
					750.00	0855	4.8
					790.36	2070	382.8
					800.00	0010	47.5
					800.00	6615	201.8
					822.73	0010	3.7



TABLE 8: BASE PRICE PAID TO GROWERS FOR GRAPES CRUSHED AND DELIVERED TO CALIFORNIA PROCESSORS FROM THE 1997 CROP WITH BRIX FACTORS AND PURCHASED TONNAGE, BY TYPE, VARIETY, REPORTING DISTRICT WHERE GROWN, AND WEIGHTED AVERAGE BASE PRICE.

District, Type, and Variety	Base Price Per Ton	Brix Factors	Tons	District, Type, and Variety	Base Price Per Ton	Brix Factors	Tons
	DOLLARS	CODE a/			DOLLARS	CODE a/	
DI STRI CT 07 (Cont' d.)				PINOT BLANC	1,360.00	0760	28.7
				(Cont' d.)	1,500.00	0010	51.7
					1,503.00	7056	33.4
GEWURZTRAMNER	822.73	0200	876.3		1,600.00	0010	30.0
(Cont' d.)	900.00	0010	913.9		1,800.00	0010	22.3
	900.00	0780	10.5		1,921.47	0010	7.5
	900.00	7563	108.0	WTD. AVG. BASE	986.54		
	905.00	0010	48.8	PINOT GRIS	1,200.00	0010	35.2
	950.00	0010	66.1		1,250.00	0200	10.6
	950.00	0780	62.5		1,250.00	7057	5.7
	950.00	7057	5.3		1,250.00	7065	182.7
	975.00	0010	48.2		1,400.00	0010	3.5
	1,100.00	0770	12.9		1,800.00	0770	10.9
	1,110.00	0100	25.5		1,933.50	0010	21.0
	1,150.00	1110	40.9		2,500.00	0010	11.6
	1,200.00	0010	62.7	WTD. AVG. BASE	1,369.54		
	1,271.69	0010	23.4	ROUSANNE	1,500.00	0010	1.9
	1,275.00	0780	1.8		1,960.00	1065	44.1
	1,432.14	0010	26.4	WTD. AVG. BASE	1,941.00		
WTD. AVG. BASE	877.91			SAUVIGNON	410.00	0010	12.3
GRECO	1,500.00	0010	1.9	BLANC	712.84	0010	122.2
WTD. AVG. BASE	1,500.00				777.00	0010	1.0
INZOLIA	1,200.00	0200	1.9		797.77	0010	154.0
WTD. AVG. BASE	1,200.00				800.00	0010	47.5
MALVASIA BIANCA	800.00	0010	126.9		800.00	0770	7.3
	892.50	0750	44.6		800.00	0910	143.3
	1,000.00	0010	61.8		877.66	0200	523.8
	1,000.00	0780	9.2		899.00	0910	34.4
WTD. AVG. BASE	875.57				900.00	0010	299.2
MARSANNE	1,200.00	0010	23.5		909.88	0010	50.4
	1,921.47	1065	26.8		917.46	7300	595.0
WTD. AVG. BASE	1,584.40				950.00	0010	151.7
MDNTONICO	1,000.00	0010	9.5		1,000.00	0770	25.6
WTD. AVG. BASE	1,000.00				1,079.10	0010	24.2
MUSCAT BLANC/ M CANELLI	650.00	0010	228.4		1,100.00	0770	10.5
	650.36	0010	5.0		1,100.00	7057	95.2
	650.36	2380	210.9		1,200.00	0200	817.5
	835.00	6130	21.5		1,200.00	0660	100.8
	900.00	0010	107.8		1,250.00	0010	82.2
	1,500.00	0770	4.5		1,260.00	0010	50.7
WTD. AVG. BASE	710.25			WTD. AVG. BASE	987.41		
MUSCAT ORANGE	1,500.00	0770	1.4	SEMILLON	800.00	0770	33.4
	2,276.00	0010	17.3		909.88	0010	30.0
WTD. AVG. BASE	2,217.90				1,000.00	0660	10.6
PINOT BLANC	500.00	7830	139.5		1,116.40	0010	5.8
	800.00	0010	466.0	WTD. AVG. BASE	890.87		
	900.00	0010	41.8	TOCAI FRIULANO	1,025.00	7335	11.6
	912.46	0010	80.2		1,400.00	0010	8.9
	912.46	5210	172.7		1,500.00	0010	9.9
	950.00	0780	19.4		1,500.00	0770	17.5
	1,000.00	0010	144.1	WTD. AVG. BASE	1,366.39		
	1,050.00	0010	60.0	VERNACCIA	1,500.00	0770	2.0
	1,200.00	0010	260.2	WTD. AVG. BASE	1,500.00		
	1,250.00	0845	70.2	VIIGNIER	800.00	0010	21.7
					1,200.00	0010	47.1
					1,600.00	0010	87.0
					2,128.28	1065	76.8
				WTD. AVG. BASE	1,618.80		

TABLE 8: BASE PRICE PAID TO GROWERS FOR GRAPES CRUSHED AND DELIVERED TO CALIFORNIA PROCESSORS FROM THE 1997 CROP WITH BRIX FACTORS AND PURCHASED TONNAGE, BY TYPE, VARIETY, REPORTING DISTRICT WHERE GROWN, AND WEIGHTED AVERAGE BASE PRICE.

District, Type, and Variety	Base Price Per Ton	Brix Factors	Tons	District, Type, and Variety	Base Price Per Ton	Brix Factors	Tons
DOLLARS CODE a/				DOLLARS CODE a/			
<b>DISTRICT 07 (Cont' d.)</b>				CABERNET	900.00	5910	103.3
				SAUVIGNON	1,000.00	0010	349.3
				(Cont' d.)	1,000.00	0200	525.8
WHITE RIESLING	350.00	0010	71.7		1,000.00	0910	96.1
	600.00	0010	279.0		1,000.00	1000	23.4
	621.17	0200	317.5		1,037.70	7065	181.0
	700.00	0010	16.7		1,050.00	0010	1,461.1
	700.00	2679	72.3		1,063.94	0130	21.9
	743.97	2070	566.9		1,065.27	0010	913.4
	750.00	2235	1,266.3		1,065.27	7752	185.3
	753.16	0010	307.8		1,065.30	7300	690.2
	753.16	2235	96.3		1,070.66	0780	783.6
	754.07	0010	2.0		1,092.32	0010	760.2
	754.07	0200	255.3		1,092.32	7410	568.5
	775.00	0010	83.0		1,100.00	0010	201.9
	800.00	0010	44.4		1,100.00	0920	44.3
	850.00	0650	191.5		1,100.00	6410	1,013.0
	850.00	0765	89.3		1,119.50	0010	233.5
	850.00	0780	1.0		1,150.00	7745	1,903.9
	850.00	2695	53.8		1,185.80	0010	173.9
	877.00	0010	88.0		1,200.00	0010	1,097.6
	900.00	0010	1,102.4		1,200.00	0200	45.6
	900.00	0720	90.3		1,200.00	0920	49.7
	900.00	0760	84.5		1,200.00	1080	50.8
	900.00	0815	1.5		1,200.00	5910	19.6
	900.00	0840	149.2		1,210.00	7615	208.9
	900.00	1110	41.1		1,227.00	0130	149.7
	960.00	4960	373.3		1,235.00	1005	65.9
	1,000.00	7564	24.0		1,250.00	6602	121.7
	1,100.00	0770	19.4		1,272.00	7065	191.5
	1,110.00	0100	25.0		1,272.00	7745	183.2
	1,152.00	2679	101.9		1,300.00	0010	72.6
					1,300.00	0780	20.4
WTD. AVG. BASE	800.48				1,300.00	0920	181.5
					1,300.00	7300	20.4
OTHER WHITE	1,300.00	0010	1.5		1,332.00	6615	196.9
	1,400.00	6130	4.4		1,400.00	0010	95.4
	1,500.00	0010	19.8		1,400.00	0855	22.4
	1,500.00	0910	24.7		1,420.11	0200	1,475.3
					1,450.00	1065	7.0
WTD. AVG. BASE	1,485.32				1,464.19	7010	223.0
					1,500.00	0780	10.7
					1,500.00	0920	246.3
					1,500.00	1005	134.5
WINE GRAPES (RED)					1,600.00	0920	3.8
BARBERA	1,246.00	0010	32.3		1,700.00	0010	5.0
					1,700.00	1085	21.4
WTD. AVG. BASE	1,246.00				1,750.00	0930	1.1
					1,789.65	0010	111.4
CABERNET FRANC	800.00	7745	48.0		1,800.00	0010	5.4
	945.70	0770	192.7		2,000.00	0115	15.7
	1,006.34	0010	72.5		2,300.00	0010	5.4
	1,050.00	0780	3.2		2,500.00	0780	10.6
	1,050.00	7745	229.5				
	1,100.00	1085	115.4	WTD. AVG. BASE	1,126.10		
	1,400.00	0010	14.8				
	1,500.00	0010	20.5	CARIGNANE	1,200.00	1095	15.8
	1,700.00	0010	.7				
	1,800.00	0920	.5	WTD. AVG. BASE	1,200.00		
	1,900.00	0780	14.6				
	2,000.00	1085	6.0	DOLCETTO	1,700.00	1085	25.0
WTD. AVG. BASE	1,055.36				1,907.64	0010	9.8
CABERNET	500.00	7830	434.1	WTD. AVG. BASE	1,758.47		
SAUVIGNON	676.72	0920	223.8				
	700.00	0140	19.5	FREISA	1,400.00	0010	4.8
	878.67	0010	53.7		1,600.00	0920	4.5
	900.00	0010	687.8				
	900.00	0200	488.3	WTD. AVG. BASE	1,496.77		
	900.00	0910	8.0				

TABLE 8: BASE PRICE PAID TO GROWERS FOR GRAPES CRUSHED AND DELIVERED TO CALIFORNIA PROCESSORS FROM THE 1997 CROP WITH BRIX FACTORS AND PURCHASED TONNAGE, BY TYPE, VARIETY, REPORTING DISTRICT WHERE GROWN, AND WEIGHTED AVERAGE BASE PRICE.

District, Type, and Variety	Base Price Per Ton	Brix Factors	Tons	District, Type, and Variety	Base Price Per Ton	Brix Factors	Tons
	DOLLARS	CODE a/			DOLLARS	CODE a/	
DISTRICT 07 (Cont' d.)				MERLOT	1,800.00	0780	19.7
				(Cont' d.)	1,900.00	0010	4.3
GAMAY (NAPA)	600.00	0010	150.5	WTD. AVG. BASE	1,348.83		
	700.00	0010	190.0	MUSCAT HAMBURG	520.00	0010	11.9
	716.51	0200	246.0	WTD. AVG. BASE	520.00		
	800.00	0010	72.0	NEBBIOLO	1,200.00	0010	49.7
	800.00	7615	72.0		1,200.00	0780	24.5
	1,000.00	0200	83.3		1,400.00	7065	8.3
	1,000.00	0920	114.8		1,600.00	1085	12.5
WTD. AVG. BASE	767.67				1,800.00	0010	3.0
GAMAY	924.99	0780	239.3	WTD. AVG. BASE	1,286.33		
BEAUJOLAIS				PETIT VERDOT	1,000.00	0010	.5
WTD. AVG. BASE	924.99			WTD. AVG. BASE	1,000.00		
GRENACHE	935.00	0010	86.9	PETITE SIRAH	900.00	7055	57.2
	1,000.00	0200	363.9		1,000.00	7055	27.4
	1,250.00	0010	1.8		1,034.76	0910	65.3
	1,500.00	0010	11.8		1,200.00	0010	115.1
WTD. AVG. BASE	1,001.51				1,200.00	0920	23.4
MALBEC	1,000.00	0010	7.0		1,250.00	0010	44.3
	1,700.00	0010	.5		1,500.00	0010	23.9
WTD. AVG. BASE	1,046.67				1,500.00	1095	22.4
MATARO/ MOURVEDRE	1,300.00	0010	22.3	WTD. AVG. BASE	1,154.29		
WTD. AVG. BASE	1,300.00			PFEFFER	1,150.00	0920	12.3
MERLOT	600.00	0010	98.0	CABERNET	1,250.00	0010	1.2
	800.00	0910	503.3	WTD. AVG. BASE	1,158.89		
	1,000.00	7745	123.9	PINOT NOIR	500.00	0010	20.9
	1,050.00	0200	75.0		500.00	7300	15.2
	1,100.00	0910	49.2		500.00	7830	567.7
	1,100.00	7065	150.1		520.00	0910	169.4
	1,150.00	0010	41.0		520.00	0910	260.4
	1,200.00	0010	50.7		750.00	0910	126.2
	1,200.00	1080	49.2		900.00	0920	109.0
	1,200.00	8365	43.9		950.00	0200	346.9
	1,227.00	0130	25.3		1,000.00	0010	25.6
	1,250.00	0010	681.4		1,000.00	8345	444.1
	1,300.00	0010	81.7		1,021.87	0465	42.4
	1,300.00	0910	619.3		1,100.00	0010	785.9
	1,300.00	8305	72.2		1,200.00	0010	187.0
	1,319.93	7458	54.6		1,200.00	7615	47.4
	1,330.97	0010	423.1		1,250.00	0010	190.3
	1,333.60	0010	63.4		1,300.00	8150	417.8
	1,333.60	0780	27.8		1,323.00	7325	21.8
	1,333.60	7220	389.9		1,350.00	1095	33.2
	1,333.94	7300	696.0		1,350.00	1135	363.6
	1,400.00	0780	52.4		1,379.28	2860	251.4
	1,400.00	7745	844.2		1,400.00	0010	142.7
	1,400.00	7752	208.4		1,400.00	0920	50.4
	1,445.08	0200	3,027.6		1,400.00	7615	21.6
	1,500.00	0010	192.0		1,450.00	0010	258.6
	1,500.00	7057	48.1		1,500.00	0010	1.1
	1,500.00	7065	22.7		1,500.00	0430	87.4
	1,500.00	7752	46.3		1,500.00	0465	2.9
	1,550.00	0010	73.4		1,500.00	0780	5.5
	1,555.85	1005	54.4		1,500.00	0920	52.2
	1,600.00	0010	3.6		1,500.00	8160	22.1
	1,600.00	7562	50.5		1,550.00	0010	80.0
	1,650.00	0010	370.7		1,550.00	0910	69.7
	1,700.00	1085	47.2		1,550.00	0920	121.4
	1,750.00	0920	4.9		1,600.00	0010	103.3
	1,800.00	0010	119.0		1,600.00	0350	

TABLE 8: BASE PRICE PAID TO GROWERS FOR GRAPES CRUSHED AND DELIVERED TO CALIFORNIA PROCESSORS FROM THE 1997 CROP WITH BRIX FACTORS AND PURCHASED TONNAGE, BY TYPE, VARIETY, REPORTING DISTRICT WHERE GROWN, AND WEIGHTED AVERAGE BASE PRICE.

District, Type, and Variety	Base Price Per Ton	Brix Factors	Tons	District, Type, and Variety	Base Price Per Ton	Brix Factors	Tons
DOLLARS CODE a/				DOLLARS CODE a/			
<b>DISTRICT 07 (Cont' d.)</b>				<b>DISTRICT 08</b>			
<b>PINOT NOIR</b>				<b>SYRAH/FRENCH</b>			
(Cont' d.)	1,650.00	0010	881.1		1,211.80	6615	49.3
	1,650.00	0780	11.3	SYRAH-SHIRAZ	1,212.00	0010	17.0
	1,700.00	0010	216.6	(Cont' d.)	1,400.00	0920	6.1
	1,700.00	0200	567.7		1,500.00	0930	2.5
	1,700.00	0780	23.6		1,523.00	1085	53.4
	1,700.00	0910	79.5		1,600.00	0010	11.6
	1,700.00	0920	35.3		1,600.00	0920	19.9
	1,700.00	1095	47.8		1,600.00	1005	13.0
	1,700.00	7745	131.6		1,650.00	1005	10.7
	1,700.00	7752	71.7		1,700.00	0010	18.9
	1,710.00	7615	776.7	WTD. AVG. BASE	1,218.28		
	1,725.00	0010	11.9	<b>TEROLDEGO</b>	1,800.00	0010	8.7
	1,750.00	0010	22.0		1,800.00	0920	9.3
	1,800.00	0010	29.2	WTD. AVG. BASE	1,800.00		
	1,800.00	0780	69.2	<b>TROUSSEAU</b>	1,750.00	0010	25.4
	1,800.00	0910	4.0	WTD. AVG. BASE	1,750.00		
	1,800.00	0920	8.1	<b>ZINFANDEL</b>	560.00	0010	19.4
	1,824.65	1085	40.4		727.25	0415	983.7
	2,000.00	0010	162.5		970.53	0010	.4
	2,000.00	0780	4.5		970.53	0200	260.9
	2,000.00	0920	32.1		1,000.00	0010	278.8
	2,500.00	1085	12.2		1,000.00	0200	593.7
	2,750.00	0010	22.6		1,050.00	0010	22.6
	2,750.00	0920	15.0		1,230.00	0790	6.1
	2,750.00	1170	10.1		1,300.00	1121	10.1
WTD. AVG. BASE	1,357.86				1,750.00	1005	17.0
<b>PRIMOTIVO</b>	1,500.00	0930	.4		2,000.00	1085	7.2
WTD. AVG. BASE	1,500.00			WTD. AVG. BASE	882.25		
<b>REFOSCO/</b>	1,000.00	3040	32.9	<b>OTHER RED</b>	1,200.00	0200	1.5
<b>MONDEUSE</b>	1,012.43	0010	9.2		1,600.00	0930	4.0
	1,500.00	0010	11.8	WTD. AVG. BASE	1,490.91		
WTD. AVG. BASE	1,111.58			<b>DISTRICT 08</b>			
<b>RUBIRED</b>	600.00	0010	1.2	<b>RAISIN GRAPES</b>			
WTD. AVG. BASE	600.00			<b>THOMPSON</b>	120.00	0010	312.6
<b>SANGIOVETO/</b>	900.00	0200	6.1	<b>SEEDLESS</b>			
<b>SANGIOVESE</b>	984.00	0010	34.2	WTD. AVG. BASE	120.00		
	998.55	0010	64.2	<b>WINE GRAPES (WHI TE)</b>			
	1,100.00	0010	28.8	<b>CHARDONNAY</b>	300.00	0780	1.9
	1,100.00	7745	47.9		800.00	0910	42.2
	1,700.00	1085	50.6		825.00	0910	294.2
	1,840.00	0010	16.3		850.00	0540	165.3
	1,861.00	0010	20.0		900.00	0010	55.3
WTD. AVG. BASE	1,271.36				950.00	0010	372.9
<b>SOUZAO</b>	1,100.00	0010	1.8		1,050.00	0200	773.9
	1,300.00	0010	16.7		1,100.00	0010	750.6
WTD. AVG. BASE	1,280.54				1,100.00	1085	1.5
<b>SYRAH/FRENCH</b>	753.00	0010	60.3		1,150.00	0200	1,663.8
<b>SYRAH-SHIRAZ</b>	800.00	1170	.4		1,150.00	0910	25.2
	1,100.00	0010	148.7		1,175.00	0010	364.8
	1,177.00	0010	1.0		1,195.51	0010	44.5
	1,200.00	0010	28.8		1,200.00	0010	243.6
	1,200.00	0200	22.1		1,200.00	0200	261.3
	1,200.00	0920	22.8		1,200.00	0910	539.0
	1,200.00	1005	19.7		1,200.00	0920	352.2
	1,200.00	7057	44.1		1,200.00	0925	82.0

TABLE 8: BASE PRICE PAID TO GROWERS FOR GRAPES CRUSHED AND DELIVERED TO CALIFORNIA PROCESSORS FROM THE 1997 CROP WITH BRIX FACTORS AND PURCHASED TONNAGE, BY TYPE, VARIETY, REPORTING DISTRICT WHERE GROWN, AND WEIGHTED AVERAGE BASE PRICE.

District, Type, and Variety	Base Price Per Ton	Brix Factors	Tons	District, Type, and Variety	Base Price Per Ton	Brix Factors	Tons
	DOLLARS	CODE a/			DOLLARS	CODE a/	
DISTRICT 08 (Cont' d.)				CHARDONNAY	1,800.00	0010	943.3
				(Cont' d.)	1,800.00	0660	40.5
CHARDONNAY	1,200.00	0930	129.1		1,800.00	0770	6.0
(Cont' d.)	1,200.00	1085	3.2		1,800.00	0780	10.9
	1,200.00	7065	27.4		1,800.00	0910	36.5
	1,200.00	7316	108.1		1,800.00	1005	20.2
	1,200.00	7745	29.7		1,800.00	1065	104.5
	1,210.00	1005	70.0		1,800.00	7057	353.1
	1,216.00	0910	399.7		1,800.00	7065	213.8
	1,250.00	0010	4.8		1,805.31	0010	1,270.3
	1,250.00	0685	165.7		1,805.31	0140	198.2
	1,250.00	1085	5.3		1,805.31	1085	71.8
	1,250.00	1095	46.4		1,830.00	0780	7.4
	1,250.00	7360	52.0		1,850.00	0010	120.4
	1,275.00	1005	141.3		1,850.00	0920	56.1
	1,300.00	0010	555.4		1,874.00	0910	4.2
	1,300.00	0120	2,028.5		1,900.00	0010	69.4
	1,300.00	0780	8.4		1,900.00	0115	5.2
	1,300.00	0910	86.2		1,900.00	0910	40.0
	1,307.25	1005	72.0		1,900.00	0920	36.0
	1,350.00	0955	40.0		1,900.00	1015	20.9
	1,350.00	7317	18.9		1,925.00	0990	21.0
	1,351.41	6615	308.6		1,950.00	0780	8.3
	1,360.00	7010	412.1		2,000.00	0010	801.3
	1,360.00	7085	490.4		2,000.00	0780	39.4
	1,360.00	7655	552.6		2,000.00	0920	21.7
	1,380.00	0010	23.6		2,000.00	1085	60.9
	1,400.00	0010	700.0		2,000.00	7057	61.7
	1,400.00	0920	21.2		2,000.00	7065	330.1
	1,400.00	1080	10.1		2,025.00	7360	8.8
	1,400.00	7065	22.3		2,111.00	0780	144.3
	1,409.00	0010	126.5		2,200.00	0010	8.1
	1,409.00	0780	9.5		2,250.00	7065	464.9
	1,439.72	0010	41.3		2,400.00	0010	2,673.2
	1,440.39	7057	137.9		2,400.00	7360	142.2
	1,450.00	0010	125.6		2,500.00	0010	5.7
	1,450.00	0910	10.2		2,500.00	0140	77.9
	1,477.79	0200	1,067.8		2,500.00	0660	67.6
	1,477.84	0010	178.7		2,500.00	1095	20.6
	1,500.00	0010	27.9		3,000.00	0010	2.7
	1,500.00	0920	32.0	WTD. AVG. BASE	1,563.62		
	1,508.00	1005	25.6	CHENIN BLANC	420.00	0640	219.2
	1,522.00	0010	809.9		500.00	0010	24.7
	1,522.00	0780	17.1		500.00	0835	5.5
	1,542.00	0010	76.1		536.00	0010	181.6
	1,544.57	1005	32.6		567.01	0660	188.6
	1,545.00	0910	159.2		600.00	0670	189.8
	1,550.00	0430	51.6		625.00	0010	24.1
	1,550.00	0910	322.7		850.00	0010	6.0
	1,550.00	0920	20.8		900.00	0955	18.9
	1,600.00	0010	69.0	WTD. AVG. BASE	538.78		
	1,600.00	0780	9.1	GEWURZTRAMNER	616.00	0910	108.7
	1,600.00	0910	23.4		662.00	0010	94.0
	1,600.00	0920	158.3		800.00	0010	39.8
	1,619.00	0010	126.7		800.00	0910	211.2
	1,619.66	0010	25.5		1,000.00	0780	4.8
	1,650.00	0010	17.7		1,100.00	0010	21.3
	1,650.00	1005	105.6		1,200.00	0770	16.6
	1,695.90	0010	130.4	WTD. AVG. BASE	761.76		
	1,698.75	0685	161.1	GRAY RIESLING	500.00	0010	6.3
	1,698.75	0780	213.9		600.00	0780	5.6
	1,700.00	0010	23.9		750.00	0010	7.6
	1,700.00	0910	52.0	WTD. AVG. BASE	626.15		
	1,710.39	0920	74.6				
	1,750.00	0010	156.8				
	1,750.00	0780	17.5				
	1,750.00	1005	78.3				
	1,783.45	6630	162.3				
	1,794.91	0910	53.8				

TABLE 8: BASE PRICE PAID TO GROWERS FOR GRAPES CRUSHED AND DELIVERED TO CALIFORNIA PROCESSORS FROM THE 1997 CROP WITH BRIX FACTORS AND PURCHASED TONNAGE, BY TYPE, VARIETY, REPORTING DISTRICT WHERE GROWN, AND WEIGHTED AVERAGE BASE PRICE.

District, Type, and Variety	Base Price Per Ton	Brix Factors	Tons	District, Type, and Variety	Base Price Per Ton	Brix Factors	Tons
DOLLARS CODE a/				DOLLARS CODE a/			
<b>DISTRICT 08 (Cont' d.)</b>				SAUVIGNON	700.00	0910	460.2
				BLANC	750.00	0010	242.3
				(Cont' d.)	750.00	0650	10.2
MARSANNE	600.00	0010	9.6		750.00	0780	1.9
WTD. AVG. BASE	600.00				750.00	0910	40.0
MUSCAT BLANC/ M CANELLI	549.84	0010	31.2		793.00	0010	230.6
	550.00	0010	9.5		793.00	0780	16.4
	650.00	0010	59.9		800.00	0010	93.7
	700.00	0010	142.7		800.00	0200	84.6
	700.00	0780	24.0		800.00	4850	931.6
	750.00	0010	321.9		805.32	0780	162.9
	750.00	0855	5.7		805.57	0010	97.3
	800.00	1085	67.0		829.73	0200	487.7
	825.00	0010	5.8		830.00	0780	6.1
	825.00	0720	87.2		850.00	0010	20.8
	825.00	0770	19.5		850.00	0760	11.2
1,000.00	1330		4.5		850.00	0780	171.9
WTD. AVG. BASE	737.73				875.00	0010	48.9
MUSCAT ORANGE	900.00	0010	25.1		880.00	0660	109.8
	900.00	0115	3.3		900.00	0010	8.3
	900.00	0920	10.8		900.00	0760	51.2
1,200.00	0010		6.2		936.00	0010	107.6
WTD. AVG. BASE	940.97				1,000.00	0010	72.8
PINOT BLANC	1,086.00	0010	52.6		1,000.00	0765	129.4
	1,248.59	0010	10.5		1,000.00	0780	5.8
	1,250.00	0780	5.5		1,000.00	4850	94.3
	1,400.00	0115	4.7		1,000.00	6130	279.8
	1,450.00	0010	60.7		1,020.00	0760	66.2
	1,450.00	0780	12.3		1,100.00	0010	6.0
	1,500.00	0430	26.9		1,100.00	0115	72.6
	1,500.00	1900	153.5		1,100.00	0770	16.8
	1,600.00	0010	33.5		1,100.00	0920	18.9
	1,610.87	0780	21.5		1,100.00	1080	5.0
	1,770.00	0010	20.4		1,200.00	0010	22.2
	1,800.00	0010	22.1		1,200.00	0780	7.6
	1,800.00	1085	10.0		1,300.00	0760	17.1
	2,000.00	0010	1.5		1,350.00	0010	5.0
	2,000.00	4850	26.4		2,200.00	1275	3.6
WTD. AVG. BASE	1,510.63			WTD. AVG. BASE	798.67		
PINOT GRIS	1,100.00	0010	29.2	SEMILLON	600.00	0010	170.2
	1,100.00	0780	22.8		600.00	0200	388.4
	1,200.00	0010	8.6		750.00	0655	42.2
	1,300.00	0780	2.6		800.00	0010	4.7
	1,800.00	0010	12.9		800.00	0770	12.2
2,000.00	4850		21.4		800.00	0780	4.1
WTD. AVG. BASE	1,404.31				833.33	0010	6.0
ROUSANNE	1,200.00	0010	2.3		850.00	0010	3.0
	1,400.00	0010	4.8		1,000.00	0115	40.3
	1,600.00	0010	38.3	WTD. AVG. BASE	642.91		
	2,500.00	0010	7.3	SYLVANER	750.27	0010	40.9
WTD. AVG. BASE	1,688.99			WTD. AVG. BASE	750.27		
SAUVIGNON	500.00	0010	11.8	TOCAI FRIULANO	1,400.00	0010	3.0
BLANC	550.00	3133	80.1	WTD. AVG. BASE	1,400.00		
	600.00	0010	35.5	VIIGNIER	800.00	0010	5.3
	616.00	0910	353.6		1,000.00	0010	2.0
	620.00	0910	291.3		1,100.00	1085	5.1
	650.00	0010	319.5		1,200.00	1095	23.3
	700.00	0010	29.0		1,250.00	0010	1.2
					1,367.65	0010	1.7
					1,400.00	0010	34.9
					1,400.00	0780	2.7
					1,400.00	0930	9.9
					1,400.00	1005	2.1

TABLE 8: BASE PRICE PAID TO GROWERS FOR GRAPES CRUSHED AND DELIVERED TO CALIFORNIA PROCESSORS FROM THE 1997 CROP WITH BRIX FACTORS AND PURCHASED TONNAGE, BY TYPE, VARIETY, REPORTING DISTRICT WHERE GROWN, AND WEIGHTED AVERAGE BASE PRICE.

District, Type, and Variety	Base Price Per Ton	Brix Factors	Tons	District, Type, and Variety	Base Price Per Ton	Brix Factors	Tons
	DOLLARS	CODE <u>a/</u>			DOLLARS	CODE <u>a/</u>	
DISTRICT 08 (Cont' d.)				CABERNET FRANC	1,975.00	0010	1.0
				(Cont' d.)	2,000.00	0010	5.5
				WTD. AVG. BASE	1,212.52		
VIIGNIER	1,400.00	1085	4.6				
(Cont' d.)	1,439.87	0010	4.5	CABERNET	587.50	0920	4.6
	1,500.00	0010	40.9	SAUVIGNON	800.00	0780	11.7
	1,600.00	0010	29.5		800.00	1145	4.1
	1,800.00	0010	11.3		850.00	0010	369.8
	1,900.00	0010	8.8		850.00	0200	1,003.2
	2,500.00	0010	9.4		851.94	0010	117.6
WTD. AVG. BASE	1,496.47				866.00	0010	449.5
					900.00	0010	98.3
WHITE RIESLING	600.00	0010	58.4		900.00	0910	101.4
	610.10	0780	18.7		900.00	7960	73.3
	616.00	0010	184.1		950.00	0010	106.6
	650.00	0010	17.7		950.00	0780	20.8
	650.00	0760	9.2		950.00	0910	756.6
	706.00	0010	320.6		950.00	0920	56.8
	750.00	0730	13.8		975.00	0010	22.0
	750.27	0010	65.0		1,000.00	0010	62.9
	800.00	0010	42.1		1,000.00	0200	335.5
	800.00	0640	25.5		1,000.00	0780	5.3
	800.00	0780	27.6		1,000.00	0920	2.3
	900.00	2470	28.7		1,019.00	1085	30.0
WTD. AVG. BASE	696.07				1,025.00	0010	135.9
					1,030.00	0955	38.5
					1,036.62	0010	246.1
					1,038.00	0010	62.0
					1,038.21	1000	41.6
					1,050.00	0010	19.6
					1,050.00	0925	64.4
					1,050.00	7745	412.7
					1,050.00	7752	21.1
					1,075.00	0010	228.8
					1,079.73	0855	159.4
					1,088.00	0010	366.1
					1,090.00	0920	7.2
					1,097.26	0200	203.0
					1,100.00	0010	313.9
					1,100.00	0910	771.2
					1,100.00	0930	67.7
					1,100.00	1085	5.7
					1,100.00	7745	64.0
					1,104.25	0920	108.3
					1,150.00	0010	182.6
					1,197.72	0010	192.7
					1,200.00	0010	2,119.3
					1,200.00	0200	40.5
					1,200.00	0910	674.1
					1,200.00	0920	314.0
					1,200.00	0930	49.2
					1,200.00	0940	137.4
					1,200.00	1005	6.9
					1,200.00	1085	594.3
					1,200.00	1150	25.0
					1,200.00	8230	307.5
					1,201.81	1095	142.2
					1,208.94	0010	71.2
					1,208.94	7745	207.4
					1,208.94	7752	90.2
					1,210.00	0010	106.7
					1,210.00	7615	2,106.7
					1,230.00	0780	2.5
					1,246.00	0010	95.2
					1,249.50	0010	20.6
					1,250.00	0010	791.7
					1,250.00	0920	15.3
					1,250.00	0930	10.0
					1,250.00	1145	3.3
					1,250.00	7317	45.4

TABLE 8: BASE PRICE PAID TO GROWERS FOR GRAPES CRUSHED AND DELIVERED TO CALIFORNIA PROCESSORS FROM THE 1997 CROP WITH BRIX FACTORS AND PURCHASED TONNAGE, BY TYPE, VARIETY, REPORTING DISTRICT WHERE GROWN, AND WEIGHTED AVERAGE BASE PRICE.

District, Type, and Variety	Base Price Per Ton	Brix Factors	Tons	District, Type, and Variety	Base Price Per Ton	Brix Factors	Tons
DOLLARS CODE a/				DOLLARS CODE a/			
<b>DISTRICT 08 (Cont' d.)</b>				<b>GAMAY</b>	1,028.37	0910	153.6
				<b>BEAUJOLAIS</b>			
				WTD. AVG. BASE	1,028.37		
<b>CABERNET</b>	1,250.00	7752	172.9	<b>GRENACHE</b>	832.00	0010	31.5
<b>SAUVIGNON</b>	1,254.00	1135	68.0		1,000.00	1150	12.5
(Cont' d.)	1,261.38	0010	10.1		1,200.00	0010	12.8
	1,300.00	0010	272.8		1,200.00	1005	2.3
	1,300.00	0780	146.5		1,200.00	1085	5.9
	1,300.00	0910	23.1		1,700.00	7065	5.6
	1,300.00	1145	3.8	WTD. AVG. BASE	1,040.06		
	1,300.00	7960	43.4	<b>MALBEC</b>	950.00	0010	35.0
	1,342.52	0010	59.6		1,203.00	0010	2.9
	1,350.00	0010	147.8		1,800.00	0010	2.4
	1,350.00	1085	32.9	WTD. AVG. BASE	1,018.83		
	1,400.00	0010	81.6	<b>MATARO/</b>	1,020.00	0010	21.2
	1,400.00	0920	17.1	<b>MOURVEDRE</b>	1,200.00	0010	14.9
	1,400.00	0925	4.4		1,200.00	1085	8.0
	1,442.67	0140	44.2		1,350.00	1095	9.9
	1,453.49	1085	629.2		1,500.00	0010	3.0
	1,456.32	0920	22.2		1,700.00	7065	3.2
	1,500.00	0010	54.6		1,950.00	0010	2.0
	1,500.00	0780	1.5	WTD. AVG. BASE	1,226.83		
	1,600.00	0010	102.5	<b>MERLOT</b>	800.00	0010	3.1
	1,800.00	0910	3.4		920.00	0010	247.5
	1,800.00	1015	289.5		950.00	0010	44.2
	1,925.00	0910	165.0		1,000.00	0010	14.7
	1,950.00	0010	14.4		1,000.00	8160	228.0
	1,984.76	0910	46.3		1,000.00	8176	52.0
	2,000.00	0010	.8		1,025.00	0010	234.9
	2,060.81	0910	6.4		1,031.33	0010	6.7
	2,074.98	0910	13.9		1,065.00	7752	31.0
	2,804.99	0910	21.3		1,073.00	1085	30.0
WTD. AVG. BASE	1,161.52				1,100.00	0010	30.4
<b>CARIGNANE</b>	1,200.00	1085	2.0		1,150.00	0010	26.1
WTD. AVG. BASE	1,200.00				1,200.00	0010	234.7
<b>COUNOISE</b>	900.00	0010	12.1		1,200.00	0200	168.7
	1,020.00	0010	26.7		1,200.00	0780	5.6
WTD. AVG. BASE	982.58				1,200.00	1135	16.0
<b>DOLCETTO</b>	800.00	0010	13.9		1,250.00	0010	271.4
	800.00	0570	21.7		1,250.00	0780	76.9
	1,000.00	0780	2.6		1,250.00	0930	3.0
WTD. AVG. BASE	813.61				1,280.00	0920	1.5
<b>EARLY BURGUNDY</b>	125.00	0955	.3		1,300.00	0010	136.8
WTD. AVG. BASE	125.00				1,300.00	0115	5.3
<b>FREISA</b>	1,000.00	1085	6.1		1,300.00	1085	22.6
WTD. AVG. BASE	1,000.00				1,300.00	1135	8.5
<b>GAMAY (NAPA)</b>	600.00	0755	43.0		1,316.00	0910	455.1
	650.00	0010	23.5		1,334.43	0010	81.3
	700.00	0660	143.0		1,350.00	0010	25.5
	700.00	0770	83.0		1,399.00	0010	661.2
	702.24	0200	189.1		1,399.00	0780	16.6
	738.75	0760	68.8		1,400.00	0010	349.4
	750.00	0010	13.3		1,400.00	0115	2.4
	900.00	0010	13.1		1,400.00	0920	2.0
	1,000.00	0955	2.4		1,400.00	1085	5.5
WTD. AVG. BASE	702.80				1,400.00	7860	10.8
					1,425.00	0910	46.0
					1,443.06	0010	34.1
					1,450.00	0010	81.0
					1,500.00	0010	738.6
					1,500.00	0910	97.6
					1,500.00	0920	85.8
					1,580.00	0780	6.5
					1,600.00	0010	328.5



TABLE 8: BASE PRICE PAID TO GROWERS FOR GRAPES CRUSHED AND DELIVERED TO CALIFORNIA PROCESSORS FROM THE 1997 CROP WITH BRIX FACTORS AND PURCHASED TONNAGE, BY TYPE, VARIETY, REPORTING DISTRICT WHERE GROWN, AND WEIGHTED AVERAGE BASE PRICE.

District, Type, and Variety	Base Price Per Ton	Brix Factors	Tons	District, Type, and Variety	Base Price Per Ton	Brix Factors	Tons
	DOLLARS	CODE a/			DOLLARS	CODE a/	
<b>DISTRICT 08 (Cont' d.)</b>				<b>PINOT NOIR (Cont' d.)</b>			
MERLOT (Cont' d.)	1,600.00	0920	7.7		1,400.00	0010	9.6
	1,600.00	1085	19.8		1,400.00	0920	2.5
	1,600.00	7317	17.9		1,400.00	7065	23.9
	1,622.00	0010	51.2		1,439.72	0915	44.2
	1,650.00	0010	113.2		1,441.60	1005	21.3
	1,650.00	0930	22.9		1,444.00	0010	199.9
	1,700.00	0930	14.3		1,447.71	0010	16.1
	1,700.00	1005	276.3		1,468.00	0010	94.3
	1,700.00	7745	62.9		1,468.03	0010	25.3
	1,750.00	0010	3.0		1,500.00	0010	15.9
	1,800.00	0010	64.7		1,585.00	0010	16.7
	1,868.20	1085	39.8		1,600.00	0010	37.2
	1,900.00	0010	44.7		1,600.00	0910	14.7
	1,900.00	7752	23.3		1,600.00	1085	2.7
	1,925.00	0010	2.5		1,714.16	0780	120.1
	1,975.00	0010	39.6		1,762.00	0010	18.0
	1,975.00	0910	25.0		1,788.03	1085	4.4
	2,000.00	0010	13.0		1,800.00	0010	217.9
					1,800.00	0660	26.1
					1,800.00	0780	4.1
					1,800.00	7745	93.8
					1,800.00	7752	183.7
					1,850.00	0010	18.7
					1,875.00	0010	24.1
WTD. AVG. BASE	1,376.87				1,882.98	0010	40.0
					1,899.78	0780	69.7
NEBBIOLO	800.00	0010	16.4		1,900.00	0010	16.7
	1,000.00	0920	8.5		1,900.00	1095	2.0
	1,100.00	0010	8.8		1,950.00	0010	49.7
	1,100.00	0770	8.7		1,950.00	0910	3.0
	1,100.00	0780	33.0		1,967.00	0010	57.7
	1,200.00	1185	5.1		2,000.00	0010	363.8
	1,250.00	7065	21.4		2,000.00	0115	15.3
	1,300.00	0010	4.2		2,000.00	0430	23.3
	1,400.00	0010	3.3		2,000.00	0770	2.6
					2,000.00	0920	53.7
WTD. AVG. BASE	1,097.99				2,000.00	1005	20.6
					2,000.00	1085	145.7
NEGRETTE	1,250.00	0010	3.9		2,000.00	7745	88.9
	1,750.00	0010	1.6		2,000.00	7752	206.3
					2,100.00	0010	29.8
WTD. AVG. BASE	1,395.45				2,100.00	0780	5.5
					2,167.81	0780	48.7
PETIT VERDOT	900.00	0010	11.4		2,200.00	0010	26.2
	954.00	0010	2.7		2,200.00	0780	9.0
	1,100.00	0780	41.7		2,200.00	7360	6.8
					2,250.00	0010	27.8
WTD. AVG. BASE	1,052.08				2,250.00	7745	173.8
					2,250.00	7752	62.1
PETITE SIRAH	716.00	0910	140.7		2,400.00	0010	126.6
	800.00	0010	20.6		2,400.00	1095	80.0
	800.00	0115	9.3		2,400.00	7360	3.0
	800.00	0780	3.1		2,500.00	0010	28.5
	882.00	0010	54.6		2,500.00	0115	8.7
	900.00	0010	10.1		2,500.00	0140	31.7
	900.00	0920	77.0		2,500.00	0430	10.2
	950.00	0010	10.0		2,500.00	1085	68.7
	950.00	0930	15.5				
	1,000.00	1005	14.4				
	1,050.00	7340	14.4				
	1,200.00	0010	4.0				
				WTD. AVG. BASE	1,850.75		
WTD. AVG. BASE	835.52			REFOSCO/ MONDEUSE	1,400.00	0010	19.8
PINOT NOIR	500.00	0115	4.0	WTD. AVG. BASE	1,400.00		
	950.00	0010	50.3	SANGIOVETO/ SANGIOVESE	900.00	0010	1.0
	1,000.00	0200	36.2		1,000.00	0920	11.4
	1,200.00	0010	12.5		1,000.00	1170	1.1
	1,200.00	1085	3.3		1,100.00	0010	27.9
	1,220.00	0955	36.8		1,100.00	0770	8.9
	1,250.00	7745	187.4		1,100.00	0780	66.4
	1,388.30	0780	81.8		1,105.14	0010	3.9

TABLE 8: BASE PRICE PAID TO GROWERS FOR GRAPES CRUSHED AND DELIVERED TO CALIFORNIA PROCESSORS FROM THE 1997 CROP WITH BRIX FACTORS AND PURCHASED TONNAGE, BY TYPE, VARIETY, REPORTING DISTRICT WHERE GROWN, AND WEIGHTED AVERAGE BASE PRICE.

District, Type, and Variety	Base Price Per Ton	Brix Factors	Tons	District, Type, and Variety	Base Price Per Ton	Brix Factors	Tons
	DOLLARS	CODE a/			DOLLARS	CODE a/	
<b>DISTRICT 08 (Cont' d.)</b>				<b>ZINFANDEL</b>			
SANGIOVETO/	1,200.00	0010	8.8		216.00	0010	51.4
SANGIOVESE	1,200.00	0780	7.9		447.28	0200	784.4
(Cont' d.)	1,200.00	0920	25.5		500.00	0010	518.7
	1,400.00	0010	6.8		500.00	0430	5.1
	1,400.00	7745	12.9		516.00	0430	968.0
	1,500.00	0955	4.0		522.53	0450	501.9
	1,547.20	1085	43.3		525.00	0010	332.3
	1,600.00	0010	1.0		550.00	0010	150.3
	1,600.00	0780	1.1		650.00	0010	628.6
	1,800.00	0010	18.9		700.00	0010	4.4
	1,850.00	0010	5.2		707.48	0200	1,121.0
					800.00	0010	279.4
WTD. AVG. BASE	1,286.89				850.00	0010	7.6
					859.25	1085	47.0
					866.00	0150	122.1
					900.00	0010	177.9
					900.00	0890	5.5
					1,000.00	0010	69.8
SYRAH/FRENCH	400.00	0010	20.0		1,000.00	0670	23.2
SYRAH-SHIRAZ	700.00	0010	11.0		1,000.00	0920	56.7
	950.00	0010	5.2		1,050.00	0010	21.2
	1,000.00	0790	11.6		1,050.00	0150	36.3
	1,000.00	0955	4.8		1,100.00	0010	88.7
	1,000.00	1274	.9		1,131.65	0010	79.7
	1,000.00	5890	24.1		1,150.00	0920	21.1
	1,000.00	8176	2.1		1,200.00	0010	61.4
	1,025.00	0010	55.4		1,200.00	0780	27.6
	1,100.00	0010	31.8		1,200.00	1005	70.4
	1,200.00	0010	113.7		1,200.00	1095	92.0
	1,200.00	0920	53.6		1,200.00	1135	4.6
	1,200.00	1095	2.8		1,200.00	1175	1.8
	1,250.00	0010	10.3		1,205.00	0955	34.3
	1,264.61	0010	74.4		1,234.36	0010	159.6
	1,277.00	0010	6.5		1,250.00	0010	3.3
	1,300.00	0010	2.0		1,250.00	1005	52.5
	1,300.00	0780	9.1		1,250.00	1100	31.1
	1,300.00	1085	5.5		1,300.00	0010	3.9
	1,338.00	0010	11.1		1,350.00	0010	20.2
	1,338.74	0010	22.7		1,350.00	0920	4.7
	1,338.74	0780	20.5		1,400.00	0010	95.7
	1,350.00	0010	10.5		1,500.00	0010	34.9
	1,350.00	0920	9.2		1,500.00	0780	20.8
	1,350.00	1085	16.7		1,500.00	0920	46.2
	1,400.00	0010	56.3		1,500.00	1121	2.8
	1,400.00	0910	8.9		1,600.00	0010	62.0
	1,400.00	0920	7.4		1,600.00	1175	2.0
	1,400.00	1085	28.8				
	1,400.00	7980	2.3	WTD. AVG. BASE	706.53		
	1,406.00	0010	159.0				
	1,406.00	0780	10.1	OTHER RED	120.00	0010	117.1
	1,500.00	0010	92.8		1,000.00	0930	.7
	1,500.00	1100	1.1		1,400.00	0010	.7
	1,500.00	1135	5.5	WTD. AVG. BASE	132.76		
	1,537.27	1005	54.6				
	1,600.00	0010	77.8	<b>DISTRICT 09</b>			
	1,600.00	0780	7.2	WINE GRAPES (WHITE)			
	1,639.12	0010	16.6	CHARDONNAY	500.00	0120	240.1
	1,650.00	0010	12.7		500.00	0125	96.1
	1,650.00	1085	7.9		600.00	0010	341.6
	1,700.00	7065	11.7		700.00	0010	51.4
	1,800.00	0010	15.8		750.00	0115	313.9
	1,853.67	0010	111.2		767.90	7620	767.9
	1,853.67	0780	5.9		800.00	1080	210.0
	1,854.00	0010	45.2		800.00	6360	118.3
	1,950.00	0010	11.8		890.00	0010	900.8
	2,000.00	0010	10.0		897.08	0010	900.8
	2,500.00	0010	2.0				
WTD. AVG. BASE	1,409.03						

TABLE 8: BASE PRICE PAID TO GROWERS FOR GRAPES CRUSHED AND DELIVERED TO CALIFORNIA PROCESSORS FROM THE 1997 CROP WITH BRIX FACTORS AND PURCHASED TONNAGE, BY TYPE, VARIETY, REPORTING DISTRICT WHERE GROWN, AND WEIGHTED AVERAGE BASE PRICE.

District, Type, and Variety	Base Price Per Ton	Brix Factors	Tons	District, Type, and Variety	Base Price Per Ton	Brix Factors	Tons
	DOLLARS	CODE <u>a/</u>			DOLLARS	CODE <u>a/</u>	
DISTRICT 09 (Cont' d.)				CABERNET	650.00	0010	34.5
				SAUVIGNON	675.00	0200	171.7
					700.00	0010	146.5
					700.00	0200	178.1
					794.78	1000	521.3
					796.70	0200	278.4
					800.00	0125	8.2
					800.00	7300	224.6
					900.00	0010	6.3
					1,000.00	0010	187.3
					1,000.00	0860	103.3
					1,044.60	0910	20.7
					1,100.00	0920	16.2
					1,150.00	0945	1.5
					1,192.93	0010	48.1
					1,200.00	0010	15.8
					1,200.00	1085	11.6
					1,271.00	6615	57.6
					1,700.00	0010	10.0
WTD. AVG. BASE	904.35			WTD. AVG. BASE	835.49		
CHENIN BLANC	275.00	2380	346.4	GRENACHE	200.00	1890	1,833.4
	300.00	0010	128.5		250.00	1890	2,252.8
	450.00	0725	31.2		1,000.00	0010	1.3
	525.00	0780	120.5				
WTD. AVG. BASE	336.92			WTD. AVG. BASE	227.81		
FRENCH	225.00	2590	2,011.2	MALBEC	1,000.00	0010	.9
COLOMBARD	320.00	0010	27.9				
WTD. AVG. BASE	226.30			WTD. AVG. BASE	1,000.00		
MUSCAT BLANC/ M CANELLI	600.00	1065	2.7	MATARO/ MOURVEDRE	1,000.00	0010	.9
	650.00	0010	3.0				
WTD. AVG. BASE	626.32			WTD. AVG. BASE	1,000.00		
MUSCAT ORANGE	650.00	0010	12.9	MERLOT	500.00	0690	6.7
WTD. AVG. BASE	650.00				700.00	0200	560.8
SAUVIGNON	600.00	0010	130.4		750.00	0010	144.0
BLANC	700.00	0010	18.4		900.00	0910	122.2
	1,200.00	0910	5.1		900.00	7050	445.8
WTD. AVG. BASE	631.84				900.00	7458	224.5
SYMPHONY	300.00	0010	20.4		915.35	7620	348.7
	315.00	0200	263.2		937.52	0200	179.9
	400.00	0910	32.1		1,000.00	0010	90.8
WTD. AVG. BASE	322.67				1,000.00	7458	98.8
OTHER WHITE	1,000.00	0780	2.1		1,200.00	0910	317.6
WTD. AVG. BASE	1,000.00				1,400.00	0910	23.5
					1,685.91	0780	7.4
					1,700.00	0010	7.0
					1,700.00	0910	1.0
				WTD. AVG. BASE	905.38		
				NEBBIOLO	1,700.00	0910	1.0
				WTD. AVG. BASE	1,700.00		
				PETITE SIRAH	800.00	1065	10.5
					850.00	1005	61.3
					900.00	0010	74.2
					1,100.00	1095	13.9
				WTD. AVG. BASE	891.65		
CABERNET FRANC	1,000.00	0010	1.3	PINOT NOIR	1,500.00	0430	10.3
	1,100.00	0010	3.2		1,700.00	0890	4.5
	1,700.00	0010	1.1				
WTD. AVG. BASE	1,194.64			WTD. AVG. BASE	1,560.81		

TABLE 8: BASE PRICE PAID TO GROWERS FOR GRAPES CRUSHED AND DELIVERED TO CALIFORNIA PROCESSORS FROM THE 1997 CROP WITH BRIX FACTORS AND PURCHASED TONNAGE, BY TYPE, VARIETY, REPORTING DISTRICT WHERE GROWN, AND WEIGHTED AVERAGE BASE PRICE.

District, Type, and Variety	Base Price Per Ton	Brix Factors	Tons	District, Type, and Variety	Base Price Per Ton	Brix Factors	Tons
DOLLARS CODE a/				DOLLARS CODE a/			
<b>DISTRICT 09 (Cont' d.)</b>				CHENIN BLANC	300.00	0010	4.4
					400.00	0010	6.5
					400.00	0770	18.5
SANGIOVETO/ SANGIOVESE	850.00 925.00	0010 0010	68.2 17.4	WTD. AVG. BASE	385.03		
WTD. AVG. BASE	865.25			GEWURZTRAMNER	600.00	0010	.6
					800.00	0010	7.0
SYRAH/FRENCH	800.00	0790	.7	WTD. AVG. BASE	784.21		
SYRAH-SHIRAZ	1,000.00	0010	.9				
	1,200.00	0010	2.7	MARSANNE	800.00	0010	.4
	1,200.00	1005	108.6		900.00	1180	4.9
WTD. AVG. BASE	1,195.93			WTD. AVG. BASE	892.45		
ZINFANDEL	250.00	1752	1,372.9	MUSCAT BLANC/ M CANELLI	600.00	1190	13.5
	350.00	0313	19,042.6		700.00	1170	2.0
	350.00	0640	306.7		800.00	0010	1.0
	350.00	0910	638.9		800.00	1216	7.9
	400.00	0430	72.8		850.00	0955	21.6
	400.00	0560	15.1		1,000.00	0010	17.8
	450.00	0050	49.3	WTD. AVG. BASE	827.27		
	450.00	1750	350.7	MUSCAT OF ALEXANDRIA	550.00	0765	5.4
	450.00	1855	162.9	WTD. AVG. BASE	550.00		
	800.00	0790	4.5	MUSCAT ORANGE	600.00	0010	19.3
	1,000.00	0010	16.8		624.00	0780	38.5
	1,085.00	0795	31.5		850.00	1110	21.2
	1,100.00	0780	11.4	WTD. AVG. BASE	678.78		
	1,150.00	0010	8.5	PINOT GRIS	600.00	1065	1.5
WTD. AVG. BASE	348.86				1,300.00	0010	4.3
OTHER RED	350.00	0910	47.4	WTD. AVG. BASE	1,118.97		
	1,000.00	0780	4.7	ROUSANNE	800.00	0010	5.1
WTD. AVG. BASE	408.64				900.00	1180	1.9
					1,200.00	1180	.3
				WTD. AVG. BASE	842.47		
<b>DISTRICT 10</b>				SAUVIGNON BLANC	500.00	0010	1.7
WINE GRAPES (WHITE)					500.00	0760	13.1
CHARDONNAY	110.00	1065	1.3		500.00	1085	5.4
	200.00	0010	2.0		550.00	0010	142.6
	600.00	0010	1.4		577.00	0910	1.4
	800.00	0780	14.3		577.50	0990	7.9
	900.00	0010	190.6		600.00	0010	27.0
	917.09	0010	118.6		600.00	0780	16.2
	950.00	0010	5.6		600.00	0910	4.3
	972.04	0690	4.7		600.00	1110	13.9
	1,000.00	0010	94.2		650.00	0010	25.4
	1,000.00	0780	18.3		650.00	0650	49.9
	1,000.00	0910	47.1		650.00	0770	16.4
	1,000.00	1065	7.0		650.00	1110	6.4
	1,000.00	1095	51.5		700.00	0890	8.5
	1,050.00	0910	2.5		725.00	0770	21.9
	1,100.00	0010	59.0		750.00	0945	.9
	1,100.00	0910	15.9		770.00	0770	5.0
	1,125.00	1000	14.4		800.00	0010	1.4
	1,182.00	0915	40.9		800.00	0890	3.0
	1,200.00	0010	80.1		800.00	0910	19.1
	1,200.00	0355	.7		800.00	1065	4.1
	1,200.00	0780	8.8		837.00	0650	47.2
	1,200.00	0910	17.5		850.00	0010	27.4
	1,200.00	1065	11.2		850.00	0760	15.6
	1,310.05	0715	201.6				
	1,400.00	0010	182.2				
	1,400.00	0780	73.7				
	1,413.75	0920	169.9				
WTD. AVG. BASE	1,167.39						

TABLE 8: BASE PRICE PAID TO GROWERS FOR GRAPES CRUSHED AND DELIVERED TO CALIFORNIA PROCESSORS FROM THE 1997 CROP WITH BRIX FACTORS AND PURCHASED TONNAGE, BY TYPE, VARIETY, REPORTING DISTRICT WHERE GROWN, AND WEIGHTED AVERAGE BASE PRICE.

District, Type, and Variety	Base Price Per Ton	Brix Factors	Tons	District, Type, and Variety	Base Price Per Ton	Brix Factors	Tons
	DOLLARS	CODE a/			DOLLARS	CODE a/	
<b>DI STRICT 10 (Cont' d.)</b>				<b>BARBERA</b>	1,000.00	0010	35.0
				(Cont' d.)	1,000.00	0920	4.1
					1,000.00	1180	6.1
SAUVIGNON	850.00	0770	44.5		1,100.00	1185	10.5
BLANC	850.00	0780	2.0		1,175.00	1185	26.1
(Cont' d.)	850.00	0855	21.6		1,200.00	1180	11.0
	900.00	0010	5.0		1,350.00	1185	3.3
	950.00	0010	4.7		1,400.00	1110	1.3
	1,100.00	0730	4.3		1,450.00	0010	23.5
	1,100.00	0760	5.3		2,000.00	0010	1.0
	1,100.00	0845	23.9				
	1,115.00	0010	24.5	WTD. AVG. BASE	1,018.58		
WTD. AVG. BASE	724.07			<b>CABERNET FRANC</b>	600.00	0930	.5
SEMILLON	450.00	0010	12.8		720.00	0010	.9
	600.00	1095	7.5		750.00	0010	6.1
	700.00	0010	19.2		993.45	0010	2.3
	700.00	0910	5.3		1,000.00	0010	3.5
	700.00	0945	2.8		1,050.00	0010	93.6
WTD. AVG. BASE	617.02				1,250.00	1000	3.6
SYMPHONY	350.00	0910	38.7		1,259.71	0910	5.7
					1,300.00	0010	7.2
WTD. AVG. BASE	350.00				1,300.00	0780	5.8
VI OGNIER	435.00	0010	.5		1,300.00	0795	42.6
	700.00	1180	1.5		1,300.00	1015	.7
	750.00	1180	2.5		1,500.00	0910	6.5
	800.00	0010	29.6	WTD. AVG. BASE	1,140.83		
	850.00	1110	8.8	<b>CABERNET</b>	695.00	0660	4.7
	1,000.00	1180	3.7	SAUVIGNON	750.00	0010	15.7
	1,050.00	0010	1.6		760.00	7650	61.9
	1,450.00	0010	2.4		762.00	0010	13.4
	1,450.00	1095	9.0		800.00	0780	8.5
WTD. AVG. BASE	943.16				900.00	0010	37.1
WHITE RIESLING	525.00	0910	11.8		900.00	1085	5.0
	590.00	0010	6.4		904.00	0690	.4
WTD. AVG. BASE	547.86				910.00	0010	5.3
OTHER WHITE	850.00	0810	11.7		925.00	0010	2.0
WTD. AVG. BASE	850.00				1,000.00	0010	2.8
					1,000.00	0780	25.4
					1,000.00	0910	256.7
					1,000.00	0945	.6
					1,000.00	1065	3.5
					1,000.00	1085	112.5
					1,005.00	0010	3.4
					1,006.00	0010	20.0
					1,006.39	0670	13.3
					1,050.00	0010	88.6
					1,050.00	1085	8.5
					1,100.00	0010	18.2
					1,100.00	0780	8.0
					1,100.00	0920	6.7
					1,100.00	0930	43.4
					1,100.00	1005	7.0
					1,100.00	1015	1.3
					1,100.00	1065	22.3
					1,100.00	1085	15.0
					1,200.00	0670	1.4
					1,200.00	0920	1.9
					1,200.00	1000	9.8
					1,250.00	0010	88.8
					1,250.00	0780	34.5
					1,300.00	6615	33.7
					1,400.00	0010	22.1
					1,400.00	0945	20.0
					1,500.00	0010	2.0
					1,500.00	0910	14.9
WTD. AVG. BASE	925.00			WTD. AVG. BASE	1,053.96		
BARBERA	600.00	1095	7.9				
	840.00	1110	5.1				
	925.00	1110	38.6				
	950.00	0010	160.0				

TABLE 8: BASE PRICE PAID TO GROWERS FOR GRAPES CRUSHED AND DELIVERED TO CALIFORNIA PROCESSORS FROM THE 1997 CROP WITH BRIX FACTORS AND PURCHASED TONNAGE, BY TYPE, VARIETY, REPORTING DISTRICT WHERE GROWN, AND WEIGHTED AVERAGE BASE PRICE.

District, Type, and Variety	Base Price Per Ton	Brix Factors	Tons	District, Type, and Variety	Base Price Per Ton	Brix Factors	Tons
	DOLLARS	CODE a/			DOLLARS	CODE a/	
<b>DISTRICT 10 (Cont' d.)</b>				MERLOT	1,400.00	0945	.7
				(Cont' d.)	1,400.00	1005	12.9
					1,400.00	1065	1.1
CARIGNANE	650.00	0010	5.6		1,400.00	1080	3.0
	1,000.00	0770	3.4		1,411.60	0670	3.5
	1,000.00	1170	2.3		1,450.00	1015	2.5
					1,500.00	0010	39.7
WTD. AVG. BASE	826.55				1,500.00	0910	1.1
					1,500.00	0930	24.0
CHARBONO	695.00	0660	5.9		1,500.00	1000	9.5
	1,150.00	0010	6.1		1,500.00	1065	31.5
					1,550.00	0010	33.4
WTD. AVG. BASE	926.29				1,700.00	0010	16.9
				WTD. AVG. BASE	1,254.11		
CINSAULT	925.00	0010	3.1	MISSION	225.00	0955	26.8
					300.00	0010	6.0
WTD. AVG. BASE	925.00				650.00	7752	4.3
					800.00	0670	3.7
DOLCETTO	600.00	1095	.3	WTD. AVG. BASE	332.97		
				MUSCAT HAMBURG	600.00	0010	7.2
WTD. AVG. BASE	600.00				600.00	1105	2.8
					750.00	0010	2.4
GRENACHE	650.00	0010	7.9	WTD. AVG. BASE	629.03		
	677.00	0920	5.6	NEBBIOLO	400.00	0010	5.9
	700.00	0010	3.1		800.00	1110	4.3
	700.00	1180	7.1		1,000.00	0010	2.6
	800.00	1180	6.9	WTD. AVG. BASE	656.25		
	850.00	0780	5.3	PETIT VERDOT	650.00	1085	2.7
WTD. AVG. BASE	726.77				1,200.00	0010	.5
				WTD. AVG. BASE	735.94		
MALBEC	650.00	1170	7.2	PETITE SIRAH	500.00	0945	2.2
	1,000.00	1065	1.0		695.00	0660	4.2
	1,200.00	0010	.2		775.00	1005	2.9
WTD. AVG. BASE	704.76				899.81	1000	2.0
					950.00	0010	4.2
MATARO/ MOURVEDRE	600.00	0010	1.7		1,000.00	1180	12.0
	600.00	1095	.3		1,200.00	0010	1.0
	700.00	0010	.4		1,200.00	1065	10.0
	700.00	1180	1.5	WTD. AVG. BASE	967.69		
	750.00	0010	2.9	PINOT NOIR	600.00	0840	1.1
	1,000.00	0010	2.1		625.00	0910	5.4
	1,200.00	1085	3.8		677.60	0690	5.0
	1,200.00	1180	11.0		695.00	0660	2.9
	1,300.00	0010	13.6		1,000.00	0010	3.1
	1,400.00	0010	1.0		1,100.00	1095	1.5
WTD. AVG. BASE	1,139.56			WTD. AVG. BASE	746.76		
MERLOT	500.00	0690	.8	PINOTAGE	800.00	0010	11.1
	600.00	1065	1.0	WTD. AVG. BASE	800.00		
	609.76	0010	2.5	PORTUGIESER	1,000.00	0780	2.9
	800.00	0010	2.9	BLAUER			
	800.00	0930	19.0	WTD. AVG. BASE	1,000.00		
	800.00	1085	84.6	PRIMOTIVO	800.00	0010	6.9
	900.00	0920	3.3	WTD. AVG. BASE	800.00		
	900.00	1065	1.0				
	900.00	1180	2.9				
	1,000.00	0010	9.6				
	1,000.00	0780	.2				
	1,150.00	0010	3.1				
	1,200.00	1005	11.2				
	1,250.00	0010	21.9				
	1,333.00	0010	14.0				
	1,350.00	0010	2.4				
	1,400.00	0010	1.4				
	1,400.00	0680	46.6				
	1,400.00	0910	.8				
	1,400.00	0920	12.2				

TABLE 8: BASE PRICE PAID TO GROWERS FOR GRAPES CRUSHED AND DELIVERED TO CALIFORNIA PROCESSORS FROM THE 1997 CROP WITH BRIX FACTORS AND PURCHASED TONNAGE, BY TYPE, VARIETY, REPORTING DISTRICT WHERE GROWN, AND WEIGHTED AVERAGE BASE PRICE.

District, Type, and Variety	Base Price Per Ton	Brix Factors	Tons	District, Type, and Variety	Base Price Per Ton	Brix Factors	Tons
	DOLLARS	CODE <u>a/</u>			DOLLARS	CODE <u>a/</u>	
DISTRICT 10 (Cont' d.)				TOURIGA	550.00	0010	2.8
					925.00	0010	1.7
RUBY CABERNET	500.00	0780	.6	WTD. AVG. BASE	691.67		
WTD. AVG. BASE	500.00			ZINFANDEL	6.00 <u>b/</u> 1500		36.5
SANGIOVETO/ SANGIOVESE	350.00	0010	9.9		7.00 <u>b/</u> 1500		29.7
	400.00	0910	19.0		310.00	0010	11.6
	450.00	0010	3.9		350.00	0050	476.0
	800.00	1195	21.1		385.00	1923	43.8
	900.00	0920	7.9		400.00	1110	1.0
	925.00	0920	4.1		450.00	0055	77.0
	950.00	0010	42.4		460.00	0010	122.0
	1,050.00	0010	2.1		460.00	1924	653.4
	1,100.00	1110	2.3		500.00	0010	50.7
	1,350.00	0010	38.4		500.00	0450	11.8
	1,400.00	0010	5.6		500.00	0920	28.2
	1,400.00	1095	5.0		500.00	1110	1.0
	1,600.00	0010	4.6		550.00	0010	66.8
	1,600.00	0780	1.5		550.00	0430	593.4
WTD. AVG. BASE	965.78				550.00	0650	17.0
SOUZAO	550.00	0010	.2		570.00	0010	206.4
WTD. AVG. BASE	550.00				575.00	0010	2.7
SYRAH/FRENCH SYRAH-SHIRAZ	600.00	0930	7.5		600.00	0010	17.0
	650.00	1065	29.7		600.00	0660	13.2
	700.00	0010	17.8		605.00	0010	13.3
	700.00	1085	1.5		650.00	0630	5.1
	700.00	1180	.5		650.00	0750	24.5
	750.00	1110	9.8		695.00	0660	12.2
	800.00	1180	5.0		697.56	0690	8.4
	850.00	0010	2.5		700.00	0660	16.7
	850.00	1110	3.3		742.15	0920	15.9
	900.00	0010	1.6		750.00	0540	64.8
	900.00	1110	20.5		800.00	0010	8.2
	900.00	1180	.7		800.00	0191	2.0
	925.00	0010	.7		800.00	1110	14.8
	950.00	0010	4.9		800.00	1180	78.7
	950.00	1005	3.4		807.53	0670	12.2
	979.44	0690	10.0		808.00	0010	8.2
	1,000.00	0010	1.0		816.37	0920	7.3
	1,008.50	0010	7.5		825.00	0770	5.7
	1,042.47	0910	1.5		825.00	0920	182.5
	1,100.00	1110	2.1		825.00	0930	2.6
	1,200.00	0780	1.7		825.00	1180	1.1
	1,200.00	1085	5.6		836.00	0010	.8
	1,250.00	0010	6.5		850.00	0010	5.6
	1,250.00	1065	6.8		850.00	1005	276.7
	1,278.83	0010	9.4		850.00	1085	6.0
	1,336.01	0010	1.3		850.00	1095	2.4
	1,450.00	0780	11.3		850.00	1110	89.1
	1,500.00	0010	.5		900.00	0010	164.9
	1,600.00	0010	3.9		925.00	0010	37.5
	1,600.00	0780	1.7		950.00	0010	589.0
	1,600.00	1180	15.4		950.00	0780	24.3
	2,500.00	0010	.5		950.00	0910	1,514.1
WTD. AVG. BASE	1,001.31				950.00	0930	1.9
TEMPRANILLO	925.00	0010	2.3		950.00	1095	32.5
WTD. AVG. BASE	925.00				1,000.00	0010	43.9
TINTA CAO	550.00	0010	8.8		1,000.00	0780	15.1
	700.00	1180	1.1		1,000.00	0920	18.5
	925.00	0010	.5		1,000.00	1085	45.5
WTD. AVG. BASE	583.89				1,000.00	1110	43.3
					1,000.00	1190	27.1
					1,025.00	0010	39.2
					1,100.00	0010	90.0
					1,100.00	0920	23.6
					1,100.00	1020	2.0
					1,100.00	1065	1.4
					1,110.73	0685	22.8
					1,110.73	0795	45.7
					1,150.00	1085	8.7

TABLE 8: BASE PRICE PAID TO GROWERS FOR GRAPES CRUSHED AND DELIVERED TO CALIFORNIA PROCESSORS FROM THE 1997 CROP WITH BRIX FACTORS AND PURCHASED TONNAGE, BY TYPE, VARIETY, REPORTING DISTRICT WHERE GROWN, AND WEIGHTED AVERAGE BASE PRICE.

District, Type, and Variety	Base Price Per Ton	Brix Factors	Tons	District, Type, and Variety	Base Price Per Ton	Brix Factors	Tons
DOLLARS CODE a/				DOLLARS CODE a/			
<b>DISTRICT 10 (Cont' d.)</b>				<b>WINE GRAPES (WHITE)</b>			
ZINFANDEL	1,162.50	0010	44.5	BURGER	7.00	b/ 1500	38.8
(Cont' d.)	1,200.00	0010	140.3		200.00	0010	566.0
	1,200.00	0140	9.3		200.00	0033	264.3
	1,200.00	0670	3.4		200.00	0040	161.4
	1,200.00	1065	9.4		200.00	0280	1,090.3
	1,200.00	1085	45.5		200.00	1600	10,551.4
	1,200.00	1095	10.5		200.00	1615	350.3
	1,200.00	1180	17.2		200.00	1620	957.2
	1,221.45	0010	111.1		206.77	0280	889.7
	1,250.00	0910	18.4	WTD. AVG. BASE	200.41	c/	
	1,250.00	0930	2.0	CHARDONNAY	400.00	6615	2,147.7
	1,250.00	1135	5.3		500.00	0760	283.6
	1,300.00	0010	120.9		550.00	0120	8,753.7
	1,300.00	1085	7.8		550.00	6615	423.1
	1,400.00	0010	32.6		600.00	0010	1,375.1
	1,400.00	1110	23.6		600.00	7255	581.2
	1,500.00	0010	17.1		650.00	0010	4,516.1
	1,500.00	1110	28.7		650.00	7255	844.1
	1,600.00	0010	42.6		698.08	0010	32.6
	2,000.00	0010	13.7		700.00	0010	1,643.3
WTD. AVG. BASE	804.58	c/			700.00	0100	237.2
OTHER RED	400.00	1180	.8		700.00	0115	1,092.6
	600.00	0690	.8		700.00	0120	1,413.7
	750.00	0010	2.3		700.00	0150	102.1
	750.00	1085	18.1		700.00	7570	23,047.3
	800.00	0010	1.8		725.00	0200	1,297.5
	900.00	1217	3.3		725.00	6150	606.5
	925.00	0010	.5		725.00	7410	677.0
	925.00	1110	9.8		736.34	0010	295.8
	950.00	0010	5.0		736.34	6130	318.8
	1,000.00	1105	2.8		750.00	0580	19.6
	1,000.00	1110	6.8		750.00	0990	139.4
WTD. AVG. BASE	853.61				750.00	5300	217.0
					750.00	7050	42.1
					750.00	7255	67.7
					750.00	7561	62.8
					773.00	6615	848.9
					800.00	0010	7,265.4
					800.00	6130	8,223.3
					800.00	6360	994.7
					800.00	7050	386.8
					800.00	7240	299.0
					800.00	7300	218.8
					850.00	0010	18.7
					850.00	0120	531.4
					900.00	0010	169.3
					900.00	0910	1,331.5
					900.00	2860	711.5
					900.00	7255	77.6
					935.00	0120	5,276.4
					953.13	0010	264.9
					995.00	6615	205.9
					1,000.00	0010	109.6
					1,000.00	0770	60.4
					1,000.00	0910	667.1
					1,000.00	1170	72.3
					1,000.00	5300	1,787.7
					1,000.00	6615	95.8
					1,000.00	7255	59.9
					1,028.00	0560	91.2
					1,100.00	1080	92.1
					1,100.00	1085	44.7
					1,100.00	6615	142.3
					1,200.00	0010	45.9
					1,200.00	0770	94.6
					1,200.00	0860	20.2
					1,200.00	0915	119.2



TABLE 8: BASE PRICE PAID TO GROWERS FOR GRAPES CRUSHED AND DELIVERED TO CALIFORNIA PROCESSORS FROM THE 1997 CROP WITH BRIX FACTORS AND PURCHASED TONNAGE, BY TYPE, VARIETY, REPORTING DISTRICT WHERE GROWN, AND WEIGHTED AVERAGE BASE PRICE.

District, Type, and Variety	Base Price Per Ton	Brix Factors	Tons	District, Type, and Variety	Base Price Per Ton	Brix Factors	Tons
	DOLLARS	CODE <u>a/</u>			DOLLARS	CODE <u>a/</u>	
<b>DI STRI CT 11 (Cont' d.)</b>				MUSCAT ORANGE	550.00	4850	40.6
				WTD. AVG. BASE	550.00		
CHARDONNAY	1,200.00	1005	46.6	PALOMINO/	150.00	0560	14.8
(Cont' d.)	1,205.00	0920	161.4	G CHASSELAS	165.00	0770	7.5
	1,210.00	0860	95.4		200.00	0010	88.5
	1,223.23	0920	509.6	WTD. AVG. BASE	190.95		
	1,250.00	0010	243.7	PINOT GRIS	800.00	6130	26.4
	1,250.00	0920	259.8	WTD. AVG. BASE	800.00		
	1,300.00	0010	47.2	SAUVIGNON	325.00	0560	9.5
	1,300.00	0910	218.6	BLANC	360.00	0920	149.9
	1,300.00	6615	285.1		468.43	4850	2,322.4
	1,400.00	1085	5.0		500.00	0010	1,394.0
	1,500.00	0010	48.7		500.00	0200	67.4
	1,500.00	6615	173.9		500.00	7095	2,485.7
	1,600.00	0010	108.6		541.59	0760	269.2
	1,616.00	0920	311.4		542.00	7255	172.8
	1,700.00	0010	231.6		550.00	0010	82.7
WTD. AVG. BASE	750.93				575.00	4850	2,801.1
CHENIN BLANC	200.00	7300	56.1		600.00	0120	331.6
	225.00	0560	75.8		600.00	2930	161.2
	275.00	2380	12.5		600.00	6125	199.2
	275.00	2680	121.9		750.00	0010	185.0
	300.00	0540	773.9		750.00	0760	1,042.7
	350.00	0085	104.7		753.25	3110	1,466.0
	350.00	0200	113.6		800.00	2070	145.3
	350.00	2605	5,962.9		850.00	0010	265.6
	360.86	0010	507.9		850.00	0770	103.4
	400.00	0540	1,119.6		850.00	0805	39.0
	515.00	0770	102.6		850.00	2860	228.8
	550.00	0720	73.8	WTD. AVG. BASE	582.64		
WTD. AVG. BASE	352.94			SEMILLON	372.42	2680	515.1
FRENCH	6.00	b/ 1500	79.1		400.00	0010	139.8
COLOMBARD	7.00	b/ 1500	69.7		450.00	0010	786.4
	165.00	0570	105.2		450.00	2680	270.4
	178.00	0560	748.3		570.00	0010	51.7
	225.00	0010	176.3	WTD. AVG. BASE	426.89		
	225.00	0640	87.7	SYMPHONY	300.00	0010	22.7
	225.00	3155	134.7		315.00	0200	372.3
	235.00	0613	1,926.9		375.00	2755	86.6
	242.11	2860	100.3		425.00	0640	59.6
	250.00	2755	1,059.8		500.00	0920	.4
	271.67	0430	332.8	WTD. AVG. BASE	336.21		
	275.00	0010	262.4	VIIGNIER	800.00	6130	118.9
	275.00	0100	149.9		850.00	1110	1.0
	275.00	3170	13,112.1		1,000.00	0920	1.3
	280.00	3215	294.8		1,000.00	6130	28.0
	300.00	3215	211.6		1,350.00	0010	38.3
	300.70	0910	52.3		1,350.00	0730	14.1
WTD. AVG. BASE	264.12	c/			1,350.00	0920	6.7
GRAY RIESLING	180.00	0010	122.1		1,350.00	1095	7.7
	350.00	0560	42.9		1,500.00	0200	27.6
WTD. AVG. BASE	224.20				1,500.00	0920	4.1
MALVASIA BIANCA	300.00	0010	1,437.2	WTD. AVG. BASE	1,061.77		
	300.00	1893	1,311.9	WHITE RIESLING	400.00	0560	19.8
WTD. AVG. BASE	300.00			WTD. AVG. BASE	400.00		
MUSCAT BLANC/	450.00	0655	216.0				
M CANELLI	500.00	0910	.3				
	502.90	1085	22.0				
WTD. AVG. BASE	454.95						

TABLE 8: BASE PRICE PAID TO GROWERS FOR GRAPES CRUSHED AND DELIVERED TO CALIFORNIA PROCESSORS FROM THE 1997 CROP WITH BRIX FACTORS AND PURCHASED TONNAGE, BY TYPE, VARIETY, REPORTING DISTRICT WHERE GROWN, AND WEIGHTED AVERAGE BASE PRICE.

District, Type, and Variety	Base Price Per Ton	Brix Factors	Tons	District, Type, and Variety	Base Price Per Ton	Brix Factors	Tons
DOLLARS      CODE <u>a/</u>				DOLLARS      CODE <u>a/</u>			
<b>DISTRICT 11 (Cont' d.)</b>				CABERNET	850.00	7240	783.9
				SAUVIGNON	885.00	0200	123.9
				(Cont' d.)	900.00	0010	348.8
					900.00	6615	67.6
WINE GRAPES (RED)					935.00	0125	1,002.6
ALICANTE	500.00	0660	66.9		950.00	0010	349.6
BOUSCHET	525.00	0660	118.6		950.00	0910	44.6
	825.00	0010	27.5		950.00	1080	111.4
	850.00	6615	30.1		950.00	1085	49.3
	900.00	1110	15.5		985.00	0010	318.1
	1,000.00	0010	25.2		1,000.00	0010	25.2
	1,000.00	0125	3.4		1,000.00	1085	102.1
	1,000.00	0805	5.8		1,000.00	7458	559.1
	1,008.00	0010	4.3		1,020.00	0910	420.5
WTD. AVG. BASE	661.53				1,050.00	0780	35.2
					1,100.00	0780	22.2
ALVARELHAO	800.00	7745	6.5		1,100.00	0910	211.1
WTD. AVG. BASE	800.00				1,100.00	0920	145.4
					1,200.00	0010	145.7
BARBERA	6.00 <u>b/</u>	1500	55.0		1,200.00	0910	22.6
	370.00	0560	123.4		1,200.00	0915	98.3
	600.00	0010	6.0		1,200.00	0920	333.5
	600.00	7090	408.3		1,210.14	0010	80.8
	651.00	1065	10.0		1,210.14	0920	25.4
	800.00	7745	409.1		1,220.00	0010	181.5
	815.00	7745	24.1		1,250.00	6610	262.5
	1,100.00	0010	11.1		1,300.00	0920	23.3
	1,200.00	0010	14.2		1,400.00	0560	43.3
WTD. AVG. BASE	672.75 <u>c/</u>				1,400.00	0920	97.7
					1,500.00	0920	385.6
CABERNET FRANC	700.00	0010	582.2		1,510.75	0920	309.6
	750.00	0010	267.6	WTD. AVG. BASE	789.34		
	750.00	1085	116.1	CARIGNANE	7.00 <u>b/</u>	1500	20.5
	800.00	7745	137.3		250.00	0770	105.1
	1,000.00	0115	42.5		272.00	0560	111.2
WTD. AVG. BASE	739.86				350.00	0915	175.7
					375.00	0010	189.4
CABERNET SAUVIGNON	400.00	0010	78.6		390.00	7240	15.4
	400.00	7255	551.4		390.00	7300	1,650.9
	500.00	0010	1,198.4		400.00	0010	59.6
	500.00	0770	19.7		400.00	7050	17.9
	500.00	0910	399.8		400.00	7090	7,005.6
	600.00	0010	687.2		400.00	7255	564.7
	700.00	0010	393.4		400.00	7300	719.1
	700.00	0910	1,403.4		425.00	2860	224.1
	700.00	7255	2,640.8		435.00	0010	64.1
	740.00	0115	1,198.8		450.00	0010	33.8
	748.14	7745	440.9		450.00	0735	432.2
	750.00	0010	48.6		500.00	1080	10.1
	750.00	0115	1,121.9		550.00	0010	24.0
	750.00	0120	141.8		600.00	0010	50.8
	750.00	0125	2,553.2		600.00	7340	18.3
	750.00	0200	128.5		800.00	0010	53.2
	750.00	7650	22,316.7		800.00	0780	98.6
	794.78	0010	236.8		800.00	1085	17.9
	796.00	7255	84.0		1,000.00	6615	5.7
	798.13	7745	323.4	WTD. AVG. BASE	405.21 <u>c/</u>		
	800.00	0010	1,148.4	GAMY (NAPA)	565.00	2380	565.3
	800.00	0200	1,594.5	WTD. AVG. BASE	565.00		
	800.00	6602	199.1	GRENACHE	235.00	0560	277.7
	800.00	7240	197.4		275.00	7245	244.5
	800.00	7300	1,210.2		450.00	0010	13.4
	835.00	0920	47.9		500.00	0920	4.4
	835.00	7745	9,359.8	WTD. AVG. BASE	260.61		
	850.00	0010	87.6				
	850.00	1080	159.0				

TABLE 8: BASE PRICE PAID TO GROWERS FOR GRAPES CRUSHED AND DELIVERED TO CALIFORNIA PROCESSORS FROM THE 1997 CROP WITH BRIX FACTORS AND PURCHASED TONNAGE, BY TYPE, VARIETY, REPORTING DISTRICT WHERE GROWN, AND WEIGHTED AVERAGE BASE PRICE.

District, Type, and Variety	Base Price Per Ton	Brix Factors	Tons	District, Type, and Variety	Base Price Per Ton	Brix Factors	Tons
	DOLLARS	CODE <u>a/</u>			DOLLARS	CODE <u>a/</u>	
DI STRI CT 11 (Cont' d.)				MERLOT	1,400.00	0890	98.7
				(Cont' d.)	1,400.00	0910	502.5
					1,445.00	0010	437.0
MALBEC	650.00	1180	74.5		1,500.00	0010	434.9
	800.00	7745	77.9		1,500.00	0770	44.8
					1,600.00	0010	45.1
WTD. AVG. BASE	726.67				1,650.00	0010	14.8
					1,779.03	0920	318.6
MATARO/ MOURVEDRE	750.00	0010	3.1		1,800.00	0010	75.7
WTD. AVG. BASE	750.00				1,800.00	0805	1.8
				WTD. AVG. BASE	823.42		
MERLOT	400.00	7255	229.3	PETITE SIRAH	475.00	0770	23.0
	500.00	0010	316.3		600.00	0125	10.4
	500.00	0910	1,461.1		600.00	7255	9.0
	600.00	0200	162.7		625.00	7255	56.9
	600.00	0920	2.1		625.14	0010	518.3
	600.00	6615	2,045.7		800.00	0010	128.2
	700.00	0010	15.0		900.00	0010	48.4
	700.00	0125	3,475.7		997.00	6615	20.9
	700.00	0780	119.0		1,015.00	1100	57.7
	735.00	0200	129.8		1,100.00	0780	27.3
	750.00	0010	2,579.5		1,200.00	0920	13.0
	750.00	0115	986.0		1,200.00	1095	65.1
	750.00	0125	6,496.8	WTD. AVG. BASE	747.71		
	750.00	0200	2,401.5	PRIMOTIVO	450.00	0010	62.7
	750.00	0770	72.7		600.00	0125	2.0
	750.00	1135	91.6		800.00	7745	36.0
	750.00	7240	53.3	WTD. AVG. BASE	578.10		
	750.00	7255	1,065.8	RUBIRED	350.00	0770	56.9
	750.00	7410	799.6		350.00	7245	25.1
	750.00	7458	52.6		375.00	1085	145.2
	750.00	7650	5,923.3		400.00	0010	109.4
	800.00	0010	1,046.8	WTD. AVG. BASE	377.04		
	800.00	0560	13.2	RUBY CABERNET	526.70	0010	53.2
	800.00	7085	773.8	WTD. AVG. BASE	526.70		
	800.00	7240	521.4	SALVADOR	350.00	7245	11.7
	800.00	7745	3,562.6	WTD. AVG. BASE	350.00		
	800.00	8350	10.3	SANGIOVETO/ SANGIOVESE	750.00	0115	54.5
	833.00	0010	259.8		800.00	0010	26.8
	850.00	7300	108.4		800.00	7065	262.9
	900.00	0010	4,312.3		950.00	1195	50.7
	900.00	0910	154.5		1,000.00	0920	3.3
	907.24	7745	375.4		1,050.00	0920	84.3
	920.00	0010	62.2	WTD. AVG. BASE	855.16		
	950.00	0910	22.4	SOUZA0	800.00	7745	6.3
	950.00	0920	65.9	WTD. AVG. BASE	800.00		
1,000.00	0010	184.3		SYRAH/FRENCH SYRAH-SHIRAZ	450.00	0010	4.1
1,000.00	0140	15.4			600.00	0920	7.2
1,000.00	0805	10.8			650.00	1065	67.6
1,000.00	7458	395.4			700.00	0010	15.4
1,024.00	6615	45.5			750.00	0200	14.8
1,030.00	0010	226.2			800.00	7745	490.4
1,044.75	6615	64.8			850.00	0910	23.5
1,100.00	0010	202.1			900.00	0780	.8
1,113.79	0010	210.3			1,000.00	0010	19.6
1,126.18	0010	283.2					
1,200.00	0010	403.1					
1,200.00	0780	24.2					
1,200.00	6615	199.8					
1,247.29	0010	253.2					
1,250.00	0010	80.0					
1,300.00	0010	560.3					
1,300.00	0910	53.3					
1,300.00	1005	144.8					
1,318.66	0010	50.9					
1,350.00	0920	123.3					
1,371.76	0910	456.0					
1,400.00	0010	43.0					
1,400.00	0780	31.4					

TABLE 8: BASE PRICE PAID TO GROWERS FOR GRAPES CRUSHED AND DELIVERED TO CALIFORNIA PROCESSORS FROM THE 1997 CROP WITH BRIX FACTORS AND PURCHASED TONNAGE, BY TYPE, VARIETY, REPORTING DISTRICT WHERE GROWN, AND WEIGHTED AVERAGE BASE PRICE.

District, Type, and Variety	Base Price Per Ton	Brix Factors	Tons	District, Type, and Variety	Base Price Per Ton	Brix Factors	Tons
DOLLARS      CODE <u>a/</u>				DOLLARS      CODE <u>a/</u>			
DISTRICT 11 (Cont' d.)				ZINFANDEL	505.00	0450	129.1
				(Cont' d.)	528.15	1855	1,282.4
					550.00	0010	12.4
					553.07	0010	70.2
SYRAH/FRENCH	1,045.00	6615	111.2		553.07	1790	279.6
SYRAH-SHIRAZ	1,150.00	0010	104.0		553.25	1740	1,474.8
(Cont' d.)	1,200.00	0010	18.9		569.38	0450	536.1
	1,200.00	8240	104.9		588.75	0010	2,173.1
					589.00	0360	262.5
WTD. AVG. BASE	904.89				600.00	0125	760.0
					600.00	0640	80.8
TINTA CAO	800.00	0010	1.8		600.00	0915	246.5
					600.00	1135	381.8
WTD. AVG. BASE	800.00				600.00	7090	5,279.1
					650.00	6615	19.6
TOURIGA	800.00	7745	28.3		659.60	0360	193.1
					670.00	0130	585.4
WTD. AVG. BASE	800.00				675.00	0010	1,173.1
					700.00	0010	1,939.8
TROUSSEAU	800.00	0010	5.9		700.00	0200	1,115.2
					700.00	1180	87.0
WTD. AVG. BASE	800.00				700.00	1820	132.8
					700.00	1855	218.9
VALDEPENAS	350.00	0010	46.8		700.00	6610	46.2
	350.00	7245	86.8		700.00	6615	676.0
					700.00	7240	46.3
WTD. AVG. BASE	350.00				700.00	7300	359.6
					750.00	0010	135.9
ZINFANDEL	7.00 <u>b/</u>	1500	377.4		750.00	0910	19.7
	8.00 <u>b/</u>	1500	289.6		750.00	7458	52.3
	200.00	0430	102.1		758.25	1195	31.7
	225.00	0560	381.1		760.00	0920	2.0
	300.00	0333	424.6		800.00	0010	35.6
	300.00	0430	399.3		800.00	0910	740.9
	325.00	0010	121.0		800.00	1005	25.7
	350.00	0010	361.1		800.00	7745	2,784.7
	375.00	1923	611.5		825.00	0910	803.0
	400.00	0010	62.8		835.00	0010	105.5
	400.00	0910	180.9		850.00	0010	20.6
	425.00	1820	128.9		900.00	0010	224.1
	429.21	0200	345.4		900.00	0685	20.9
	440.00	0040	416.8		900.00	0920	57.3
	440.00	0050	594.0		950.00	0010	71.6
	444.68	0200	155.5		1,000.00	0010	778.7
	450.00	0010	4,023.7		1,000.00	0795	95.0
	450.00	0040	11,319.7		1,000.00	0805	39.2
	450.00	0045	9,034.8		1,000.00	0910	71.3
	450.00	0050	3,675.8		1,000.00	0920	97.6
	450.00	0055	2,599.3		1,013.75	0875	791.0
	450.00	0060	219.2		1,020.00	0010	175.1
	450.00	0200	1,812.0		1,020.00	6615	17.3
	450.00	0345	125.0		1,025.00	0010	87.8
	450.00	0440	3,822.2		1,100.00	0010	329.3
	450.00	0770	146.6		1,100.00	0910	27.2
	450.00	0910	22.3		1,100.00	1195	11.2
	450.00	1680	1,910.8		1,150.00	0010	20.2
	450.00	1685	1,147.3		1,150.00	0920	28.5
	450.00	1750	1,541.1		1,150.00	1085	108.1
	450.00	1790	4,495.9		1,200.00	0010	18.3
	450.00	1820	727.6		1,200.00	0140	51.4
	450.00	1855	5,506.3		1,200.00	1110	22.1
	450.00	1860	3,354.1		1,250.00	0010	25.7
	450.00	1892	9,441.8		1,250.00	1005	198.2
	450.00	1924	45,724.9		1,300.00	0010	47.6
	500.00	0360	50.3		1,437.50	0805	1.1
	500.00	0430	402.0				
	500.00	1820	195.5	WTD. AVG. BASE	496.68 <u>c/</u>		
	500.00	1855	769.8				
	500.00	1895	2,516.6	OTHER RED	275.00	0010	101.3
	501.62	0010	3,223.1		298.30	0915	14.9
	501.62	1950	621.0		300.00	0010	10.1

TABLE 8: BASE PRICE PAID TO GROWERS FOR GRAPES CRUSHED AND DELIVERED TO CALIFORNIA PROCESSORS FROM THE 1997 CROP WITH BRIX FACTORS AND PURCHASED TONNAGE, BY TYPE, VARIETY, REPORTING DISTRICT WHERE GROWN, AND WEIGHTED AVERAGE BASE PRICE.

District, Type, and Variety	Base Price Per Ton	Brix Factors	Tons	District, Type, and Variety	Base Price Per Ton	Brix Factors	Tons
	DOLLARS	CODE <u>a/</u>			DOLLARS	CODE <u>a/</u>	
DI STR I C T 11 (Cont' d.)				CHARDONNAY	1,100.00	7745	43.7
OTHER RED	400.00	7255	6.1	(Cont' d.)	1,150.00	1005	202.3
(Cont' d.)	1,000.00	0010	11.0		1,175.00	7745	247.1
WTD. AVG. BASE	340.11				1,200.00	0010	87.5
DI STR I C T 12					1,200.00	0780	65.1
RAISIN GRAPES					1,200.00	0915	45.6
CANNER	92.00	0560	741.6		1,210.42	0920	298.0
WTD. AVG. BASE	92.00				1,300.00	5210	1,326.9
THOMPSON	100.00	0010	2.0		1,550.00	0010	748.9
SEEDLESS	150.00	2860	38.2	WTD. AVG. BASE	711.33		
	165.00	0010	151.8	CHENIN BLANC	7.00 <u>b/</u>	1500	120.3
	165.00	1890	153.0		190.00	0010	232.3
	175.00	2590	251.4		190.00	0540	47.7
	175.00	2627	1,870.0		225.00	2135	411.1
	180.00	0010	341.9		225.00	2380	614.0
	180.00	1890	1,099.6		225.00	2590	3,028.9
	185.00	2590	2,630.9		250.00	0560	85.5
	197.22	2860	326.8		275.00	2135	2,765.3
WTD. AVG. BASE	180.33				285.00	0200	521.5
TABLE GRAPES					285.00	2135	548.3
RIBIER	185.00	7255	98.4		300.00	2605	6,986.5
WTD. AVG. BASE	185.00			WTD. AVG. BASE	272.16 <u>c/</u>		
RUBY SEEDLESS/ KING RUBY	161.00	0010	209.9	FRENCH	6.00 <u>b/</u>	1500	67.5
WTD. AVG. BASE	161.00			COLOMBARD	7.00 <u>b/</u>	1500	535.9
OTHER TABLE	6.00 <u>b/</u>	1500	49.1		180.00	2860	339.7
WTD. AVG. BASE	<u>d/</u>				200.00	0010	2,890.7
WINE GRAPES (WHITE)					200.00	2440	143.9
CHARDONNAY	450.00	6622	940.1		200.00	2860	166.0
	511.50	0910	556.0		220.00	2860	10,692.6
	550.00	0085	464.0		220.50	2440	3,570.3
	550.00	0115	2,267.3		225.00	0200	225.4
	550.00	0120	7,124.1		225.00	2440	5,820.1
	550.00	7255	196.1		225.00	2590	3,180.3
	550.00	7575	6,885.3		225.00	3170	20,403.1
	575.00	5300	185.8		235.00	0613	408.7
	600.00	0010	4.8	WTD. AVG. BASE	275.00	0655	381.3
	600.00	7255	331.0	WTD. AVG. BASE	222.06 <u>c/</u>		
	600.00	7300	609.2	GREEN HUNGARIAN	225.00	0430	167.1
	625.00	0010	258.0	WTD. AVG. BASE	225.00		
	650.00	0010	328.0	MALVASIA BIANCA	300.00	0070	3,365.6
	773.00	0120	2,791.8		325.00	0560	5.8
	800.00	0560	17.3		350.00	0010	38.8
	850.00	0120	3,526.6	WTD. AVG. BASE	300.61		
	860.00	0920	120.6	MUSCAT BLANC/ M CANELLI	450.00	0010	18.4
	900.00	5300	246.7	WTD. AVG. BASE	450.00		
	995.68	0910	313.5	MUSCAT OF ALEXANDRIA	225.00	2590	600.5
	1,000.00	0010	189.0	WTD. AVG. BASE	225.00		
	1,000.00	5300	431.4	MUSCAT ORANGE	450.00	4850	53.2
	1,045.00	0200	188.9	WTD. AVG. BASE	450.00		
	1,100.00	0010	79.7	PALOMINO/ G CHASSELAS	180.00	2860	21.7
	1,100.00	0910	765.4	WTD. AVG. BASE	180.00		
				SAUVIGNON	400.00	6620	4,923.5
				BLANC	475.00	4850	1,091.2

TABLE 8: BASE PRICE PAID TO GROWERS FOR GRAPES CRUSHED AND DELIVERED TO CALIFORNIA PROCESSORS FROM THE 1997 CROP WITH BRIX FACTORS AND PURCHASED TONNAGE, BY TYPE, VARIETY, REPORTING DISTRICT WHERE GROWN, AND WEIGHTED AVERAGE BASE PRICE.

District, Type, and Variety	Base Price Per Ton	Brix Factors	Tons	District, Type, and Variety	Base Price Per Ton	Brix Factors	Tons
DOLLARS CODE a/				DOLLARS CODE a/			
<b>DISTRICT 12 (Cont' d.)</b>				CARIGNANE	315.00	7300	83.7
				(Cont' d.)	325.00	3133	85.6
SAUVIGNON	650.00	2860	115.4		325.00	5300	3,682.2
BLANC	800.00	5085	911.7		325.00	7040	3,209.1
(Cont' d.)					325.00	7300	612.3
WTD. AVG. BASE	467.51				350.00	7255	427.6
					365.00	0010	355.3
					365.00	0910	8.6
SEMILLON	250.00	1890	100.4		370.00	0200	615.5
	305.00	0560	24.5		400.00	0010	200.5
	400.00	2680	985.6		400.00	0855	2,942.8
WTD. AVG. BASE	384.34			WTD. AVG. BASE	342.22	c/	
SYMPHONY	400.00	0010	37.9	CARNELIAN	300.00	5300	64.5
	400.00	2880	80.6	WTD. AVG. BASE	300.00		
WTD. AVG. BASE	400.00			GRENACHE	7.00	b/ 1500	60.4
OTHER WHITE	165.00	0010	4,923.7		8.00	b/ 1500	182.1
WTD. AVG. BASE	165.00				200.00	1890	83.8
					225.00	0010	1,519.7
					248.75	1865	944.7
					248.75	1890	1,472.9
					250.00	0010	25.0
					250.00	0560	77.2
					275.00	0010	99.4
					275.00	1890	5,183.5
					275.00	2490	7,274.5
					275.00	2590	866.4
					375.00	0650	46.9
					450.00	0920	27.0
				WTD. AVG. BASE	267.12	c/	
				MATARO/	300.00	0560	6.7
				MOURVEDRE			
				WTD. AVG. BASE	300.00		
				MERLOT	600.00	0010	48.3
					600.00	0115	161.9
					600.00	0125	6,831.2
					600.00	3145	64.1
					615.00	0910	46.3
					650.00	7458	52.7
					650.00	7650	2,637.1
					675.00	0200	207.0
					708.68	0125	1,560.0
					750.00	0130	1,689.0
					750.00	7458	86.4
					800.00	0910	113.3
					800.00	6932	538.8
					1,000.00	7458	888.5
					1,200.00	1020	188.3
					1,400.00	0910	114.6
					1,400.00	1005	129.3
				WTD. AVG. BASE	689.89		
				MISSION	6.00	b/ 1500	76.9
					200.00	6614	215.2
					225.00	7040	1,433.1
					250.00	6615	164.7
				WTD. AVG. BASE	224.30	c/	
				MUSCAT HAMBURG	525.00	1245	11.2
					529.88	0010	104.3
					550.00	1110	46.5
				WTD. AVG. BASE	535.32		
CARIGNANE	7.00	b/ 1500	61.9				
	275.00	0855	131.8				
	275.00	7300	592.5				
	280.00	0560	15.7				
	300.00	7255	636.4				
	300.00	7300	19.5				

TABLE 8: BASE PRICE PAID TO GROWERS FOR GRAPES CRUSHED AND DELIVERED TO CALIFORNIA PROCESSORS FROM THE 1997 CROP WITH BRIX FACTORS AND PURCHASED TONNAGE, BY TYPE, VARIETY, REPORTING DISTRICT WHERE GROWN, AND WEIGHTED AVERAGE BASE PRICE.

District, Type, and Variety	Base Price Per Ton	Brix Factors	Tons	District, Type, and Variety	Base Price Per Ton	Brix Factors	Tons
	DOLLARS	CODE <u>a/</u>			DOLLARS	CODE <u>a/</u>	
<b>DI STRI CT 12 (Cont' d.)</b>				<b>ZINFANDEL</b>			
				7.00 <u>b/</u>	1500		1,036.9
				8.00 <u>b/</u>	1500		125.3
				200.00	1615		1,006.6
PETITE SIRAH	600.00	7040	351.9	200.00	1750		203.9
	900.00	7255	123.1	225.00	1750		274.5
	1,247.00	1005	54.3	250.00	1750		127.3
				261.50	0010		348.2
WTD. AVG. BASE	736.15			300.00	0040		624.0
				300.00	0045		19,265.7
PINOT NOIR	600.00	0125	580.4	300.00	0333		318.6
				350.00	0010		1,592.7
WTD. AVG. BASE	600.00			350.00	0040		891.8
				375.00	0010		1,171.9
ROYALTY	350.00	0010	53.5	375.00	1855		1,901.0
	375.00	0910	22.2	375.00	1923		5,127.8
	400.00	0010	74.0	400.00	0010		17.6
	400.00	6615	39.0	400.00	0045		385.5
				400.00	0060		2,247.0
WTD. AVG. BASE	382.88			400.00	1750		539.9
				400.00	1855		1,604.4
RUBIRED	325.00	7300	689.8	425.00	0345		188.9
	350.00	0125	1,279.2	425.00	1667		1,198.9
	350.00	6615	94.8	430.00	1667		80.3
	350.00	7300	13.6	450.00	0010		1,056.9
	375.00	0125	1,313.2	450.00	0040		1,337.4
				450.00	0045		1,544.8
WTD. AVG. BASE	354.60			450.00	1735		2,615.2
				450.00	1750		2,852.3
RUBY CABERNET	250.00	6610	58.7	450.00	1855		14.2
	300.00	0125	4.9	450.00	1892		2,810.9
	350.00	0125	2,492.7	450.00	1924		402.1
	350.00	6614	64.0	461.50	0010		600.0
	350.00	6615	662.3	500.00	1750		42.9
	400.00	6615	207.6	500.00	1855		2,213.0
	400.00	7040	1,907.6	550.00	7458		37.1
	400.00	7300	1,140.4	600.00	0125		759.0
	415.00	0200	580.8	600.00	1028		272.5
	440.00	0010	23.6	659.00	6610		66.1
	450.00	7300	961.4	670.00	0130		346.3
	500.00	0010	106.5	700.00	6610		319.4
	500.00	6615	152.3	700.00	7458		73.8
	525.00	0855	651.2	800.00	1095		4.3
	550.00	0010	91.5	1,000.00	0780		25.0
	575.00	6615	1,369.5				
	600.00	0920	306.8	WTD. AVG. BASE	376.66 <u>c/</u>		
	600.00	0925	24.1				
	600.00	1005	29.9	OTHER RED	8.00 <u>b/</u>	1500	35.6
	625.00	0010	93.4		300.00	6615	62.5
					400.00	6615	49.2
WTD. AVG. BASE	431.23			WTD. AVG. BASE	344.05 <u>c/</u>		
SANGIOVETO/ SANGIOVESE	600.00	0125	1,053.9	<b>DI STRI CT 13</b>			
WTD. AVG. BASE	600.00			<b>RAISIN GRAPES</b>			
SYRAH/FRENCH SYRAH-SHIRAZ	600.00	0125	849.4	BLACK CORINTH (ZANTES)	8.00 <u>b/</u>	1515	67.4
WTD. AVG. BASE	600.00				150.00	2627	418.1
TEMPRANILLO	550.00	6615	24.2		165.00	0010	67.7
					175.00	0010	1,260.3
WTD. AVG. BASE	550.00			WTD. AVG. BASE	168.63 <u>c/</u>		
VALDEPENAS	300.00	0130	249.1	CANNER	30.00	0010	971.0
	300.00	0560	12.8				
	300.00	5300	111.0	WTD. AVG. BASE	30.00		
	400.00	2840	197.8				
WTD. AVG. BASE	334.66						

TABLE 8: BASE PRICE PAID TO GROWERS FOR GRAPES CRUSHED AND DELIVERED TO CALIFORNIA PROCESSORS FROM THE 1997 CROP WITH BRIX FACTORS AND PURCHASED TONNAGE, BY TYPE, VARIETY, REPORTING DISTRICT WHERE GROWN, AND WEIGHTED AVERAGE BASE PRICE.

District, Type, and Variety	Base Price Per Ton	Brix Factors	Tons	District, Type, and Variety	Base Price Per Ton	Brix Factors	Tons
DOLLARS CODE a/				DOLLARS CODE a/			
<b>DISTRICT 13 (Cont' d.)</b>				OTHER RAISIN	185.00	0630	492.0
FIESTA	165.00	0010	332.1	WTD. AVG. BASE	185.00		
	175.00	2570	222.1	TABLE GRAPES			
	175.00	2627	9,478.5	BEAUTY SEEDLESS	175.00	0640	149.2
	180.00	0010	152.4	BLACK BEAUTY			
	187.70	2860	166.9	WTD. AVG. BASE	175.00		
WTD. AVG. BASE	174.96			BLACK MONUKKA	177.60	0010	194.1
SULTANAS	150.00	2380	87.0	WTD. AVG. BASE	177.60		
	180.00	0010	230.8	EMPEROR	5.00	b/ 1515	48.8
	180.00	2860	115.2		120.00	0010	69.0
	183.38	2860	81.1	WTD. AVG. BASE	120.00	c/	
WTD. AVG. BASE	175.46			FANTASY	110.00	0100	47.4
THOMPSON SEEDLESS	5.00	b/ 1515	1,714.5	WTD. AVG. BASE	110.00		
	6.00	b/ 1510	1,573.7	FLAME SEEDLESS	6.00	b/ 1510	264.6
	6.50	b/ 1510	434.7		6.00	b/ 1515	108.9
	7.00	b/ 1500	92.1		7.00	b/ 1510	119.9
	7.00	b/ 1510	1,657.3		7.00	b/ 1515	237.4
	7.00	b/ 1515	83.5		150.00	0105	53.9
	8.00	b/ 1500	14.6		165.00	0105	428.5
	8.00	b/ 1515	1,409.9		175.00	1890	487.4
	8.65	b/ 1510	8.7		180.00	5210	289.4
	8.65	b/ 1515	1,142.3		200.00	0105	841.0
	8.75	b/ 1500	2,151.4	WTD. AVG. BASE	183.02	c/	
	10.00	b/ 1510	1,780.0	ITALIA	150.00	0100	380.8
	115.00	0100	12.9	WTD. AVG. BASE	150.00		
	142.00	0010	20.5	RED GLOBE/ ROSE-ITO	5.00	b/ 1515	54.8
	150.00	0010	4,521.5	WTD. AVG. BASE	d/		
	150.00	0100	394.1	RED MALAGA	5.00	b/ 1515	28.3
	150.00	2860	1,124.4	WTD. AVG. BASE	d/		
	165.00	0010	24,797.4	RIBIER	165.00	0540	139.6
	165.00	0100	1,949.8		200.00	0105	190.0
	165.00	0770	86.1	WTD. AVG. BASE	185.18		
	165.00	1865	533.0	RUBY SEEDLESS/ KING RUBY	5.00	b/ 1515	311.8
	165.00	2570	14,886.6		6.00	b/ 1510	45.7
	165.00	2860	8,935.0		7.00	b/ 1510	316.1
	175.00	b/ 1540	2,797.6		7.00	b/ 1515	373.5
	175.00	2627	170,450.5		150.00	0115	183.0
	180.00	0010	128,637.4		154.70	0010	104.7
	180.00	0070	11,348.1		160.00	5210	322.6
	180.00	1750	200.9		165.00	0770	112.1
	180.00	1865	4,330.4	WTD. AVG. BASE	157.47	c/	
	180.00	2570	766.1	WHITE MALAGA	150.00	2570	16.5
	180.00	2630	55,029.5		150.00	2860	186.6
	180.00	2860	125.5		165.00	1665	620.6
	183.00	0660	314.2		165.00	2570	515.5
	185.00	0010	3,480.7		175.00	0010	726.5
	185.00	0065	215.5		175.00	2615	1,853.7
	185.00	1865	77,438.8		175.00	3225	213.8
	185.00	2630	14,021.5		180.00	0010	35.3
	190.00	0070	863.4				
	190.00	0650	1,887.5				
	191.17	0010	519.1				
	194.63	0010	519.2				
	195.00	0010	19,568.4				
	195.49	0010	137.6				
	198.95	0010	693.4				
	200.00	0100	6,664.3				
	210.89	b/ 1520	20.9				
	210.89	2860	400.3				
	220.00	0010	660.6				
	225.00	0770	19.1				
WTD. AVG. BASE	178.54	c/					



TABLE 8: BASE PRICE PAID TO GROWERS FOR GRAPES CRUSHED AND DELIVERED TO CALIFORNIA PROCESSORS FROM THE 1997 CROP WITH BRIX FACTORS AND PURCHASED TONNAGE, BY TYPE, VARIETY, REPORTING DISTRICT WHERE GROWN, AND WEIGHTED AVERAGE BASE PRICE.

District, Type, and Variety	Base Price Per Ton	Brix Factors	Tons	District, Type, and Variety	Base Price Per Ton	Brix Factors	Tons
	DOLLARS	CODE <u>a/</u>			DOLLARS	CODE <u>a/</u>	
<b>DI STRICT 13 (Cont' d.)</b>				<b>CHENIN BLANC (Cont' d.)</b>			
WHITE MALAGA (Cont' d.)	180.00	2860	883.7		250.00	0010	183.9
	185.00	1665	379.2		250.00	0070	817.7
WTD. AVG. BASE	173.52				250.00	0200	1,603.0
OTHER TABLE	5.00 <u>b/</u>	1515	54.9		250.00	0430	301.7
	6.00 <u>b/</u>	1500	16,584.3		250.00	0610	677.9
	6.00 <u>b/</u>	1510	217.8		250.00	2590	259.9
	7.00 <u>b/</u>	1500	73.2		265.00	1752	720.2
	7.00 <u>b/</u>	1510	1,436.2		275.00	0010	2,688.3
	7.00 <u>b/</u>	1515	28.0	WTD. AVG. BASE	225.38 <u>c/</u>		
	8.00 <u>b/</u>	1515	444.8	EMERALD RIESLIN	200.00	0010	394.4
	8.50 <u>b/</u>	1500	373.4		225.00	0560	43.8
	8.75 <u>b/</u>	1500	21,058.8	WTD. AVG. BASE	202.50		
	100.00	0010	10.1	FEHER SZAGOS	180.00	2860	27.9
	160.00	0010	1,324.9	WTD. AVG. BASE	180.00		
	160.00	2627	2,365.1	FRENCH COLOMBARD	5.00 <u>b/</u>	1515	113.0
	275.00	7300	5.5		150.00	0010	438.2
WTD. AVG. BASE	160.01 <u>c/</u>				150.00	2570	3,642.5
WINE GRAPES (WHITE)					150.00	2860	170.1
BURGER	175.00	0010	620.9		165.00	0100	1,479.6
WTD. AVG. BASE	175.00				165.00	2570	5,188.4
CHARDONNAY	450.00	6622	5,063.3		180.00	0760	547.5
	500.00	0010	351.7		180.00	1890	858.1
	500.00	3133	208.2		180.00	2860	10,662.3
	500.00	7255	119.1		185.00	0010	30.6
	550.00	0120	4,893.9		185.00	0540	570.1
	550.00	0200	1,242.6		185.00	0760	149.5
	600.00	0010	1,133.8		190.00	0085	5,126.9
	600.00	6360	1,601.3		200.00	0010	137,997.9
	600.00	7040	177.9		200.00	0070	1,116.9
	700.00	6360	185.6		200.00	0085	494.4
	703.35	0010	1,292.9		200.00	0540	399.6
	728.35	0010	308.4		200.00	0570	1,874.7
	750.00	2435	758.8		200.00	0750	2,816.0
	800.00	0010	937.0		200.00	0760	18.1
	800.00	6360	77.0		200.00	0770	190.6
	900.00	0910	65.1		200.00	1890	23,467.5
	950.00	5300	16.9		200.00	2380	2,771.4
	998.00	5300	5.3		200.00	2385	2,284.7
	1,000.00	5300	389.3		200.00	2435	12,547.6
	1,000.00	6615	1,069.8		200.00	2570	2,045.2
	1,150.00	0010	71.3		200.00	2575	3,926.5
	1,150.00	1005	132.5		200.00	2860	70,687.8
	1,500.00	0010	460.0		225.00	0010	1,313.7
WTD. AVG. BASE	624.87				225.00	0540	1,476.1
CHENIN BLANC	5.00 <u>b/</u>	1515	42.8		225.00	0660	38.6
	130.00	0560	159.1		225.00	1890	696.3
	165.00	2570	376.1		250.00	0010	2,902.6
	200.00	2130	5,491.6		385.00	0010	160.3
	200.00	2380	19,543.5	WTD. AVG. BASE	198.37 <u>c/</u>		
	220.00	2380	653.5	MALVASIA BIANCA	200.00	2590	711.4
	225.00	0010	965.2		250.00	0010	754.4
	225.00	0075	450.3		250.00	6602	499.4
	225.00	0200	1,124.5		300.00	0100	582.1
	225.00	1865	4,608.0		300.00	2590	200.8
	225.00	2150	40,843.6		325.00	0560	163.3
	225.00	2380	490.0	WTD. AVG. BASE	255.43		
	225.00	2590	318.1				
	235.00	0570	341.6				

TABLE 8: BASE PRICE PAID TO GROWERS FOR GRAPES CRUSHED AND DELIVERED TO CALIFORNIA PROCESSORS FROM THE 1997 CROP WITH BRIX FACTORS AND PURCHASED TONNAGE, BY TYPE, VARIETY, REPORTING DISTRICT WHERE GROWN, AND WEIGHTED AVERAGE BASE PRICE.

District, Type, and Variety	Base Price Per Ton	Brix Factors	Tons	District, Type, and Variety	Base Price Per Ton	Brix Factors	Tons
DOLLARS CODE a/				DOLLARS CODE a/			
<b>DISTRICT 13 (Cont' d.)</b>				SEMI LLON	304.00	0770	55.8
					305.00	0560	24.6
					325.00	0010	145.5
					325.00	2457	28.4
MUSCAT BLANC/ M CANELLI	150.00	0560	31.4	WTD. AVG. BASE	318.46		
	325.00	2380	539.0	ST. EMLION (UGNI BLANC)	220.00	0355	1,639.4
	325.00	6601	647.8		225.00	0355	799.9
	350.00	0125	48.0	WTD. AVG. BASE	221.64		
	350.00	0200	1,483.7	SYMPHONY	237.50	6614	1,018.3
	350.00	2070	347.8		265.10	0200	13.8
	350.00	7004	126.2		294.57	0200	1,636.0
	400.00	6615	584.5		295.00	0200	927.5
	500.00	0010	265.5	WTD. AVG. BASE	278.41		
	500.00	0780	136.0	VI OGNIER	1,000.00	0910	41.4
	550.00	0010	49.2		1,000.00	5229	138.6
	550.00	0795	26.1		1,200.00	0910	11.0
WTD. AVG. BASE	366.00				1,250.00	0010	86.9
MUSCAT OF ALEXANDRIA	5.00	b/ 1515	379.5	WTD. AVG. BASE	1,086.09		
	125.00	0560	24.3	OTHER WHITE	5.00	b/ 1515	42.5
	150.00	2860	170.8		7.00	b/ 1510	1,538.3
	150.00	5210	233.3		150.00	2380	136.7
	150.00	7300	14.1		160.00	1665	103.1
	165.00	0100	152.5		165.00	2570	6,059.7
	165.00	2570	1,046.2		185.00	1665	92.1
	175.00	0010	168.4	WTD. AVG. BASE	164.94	c/	
	175.00	0100	836.1				
	180.00	0010	296.2				
	195.00	0010	136.8				
	200.00	2930	127.5				
	225.00	0010	4,213.4				
	225.00	2590	170.6				
	225.00	2930	3,563.4				
	225.00	3131	1,933.0				
	225.00	5210	3,928.9				
	225.00	6614	500.9				
	250.00	0910	2,442.4				
	250.00	2860	1,061.8				
	250.00	5210	6,210.1				
	250.00	6614	1,680.3				
	275.00	1095	652.2				
WTD. AVG. BASE	229.77	c/					
MUSCAT ORANGE	351.08	0010	79.1				
	600.00	0010	55.2				
WTD. AVG. BASE	453.39						
PALOMINO/ G CHASSELAS	150.00	2380	312.7				
	150.00	2860	114.2				
	165.00	0010	43.1				
	180.00	2380	1,459.6				
	180.00	2860	1,845.6				
	185.00	0010	1,087.6				
	185.00	1665	381.9				
	185.00	2140	200.0				
	200.00	0085	549.8				
	200.00	0770	74.9				
	225.00	0560	70.3				
WTD. AVG. BASE	181.72						
SAUVIGNON BLANC	225.00	0890	2.1				
	225.00	3145	188.4				
	350.00	6615	255.5				
	400.00	0200	746.4				
	800.00	0010	24.2				
WTD. AVG. BASE	370.05						

TABLE 8: BASE PRICE PAID TO GROWERS FOR GRAPES CRUSHED AND DELIVERED TO CALIFORNIA PROCESSORS FROM THE 1997 CROP WITH BRIX FACTORS AND PURCHASED TONNAGE, BY TYPE, VARIETY, REPORTING DISTRICT WHERE GROWN, AND WEIGHTED AVERAGE BASE PRICE.

District, Type, and Variety	Base Price Per Ton	Brix Factors	Tons	District, Type, and Variety	Base Price Per Ton	Brix Factors	Tons
	DOLLARS	CODE <u>a/</u>			DOLLARS	CODE <u>a/</u>	
DI STRICT 13 (Cont' d.)				CENTURIAN	337.23	7255	629.5
				(Cont' d.)	350.00	7300	129.7
BARBERA	325.00	7255	143.1	WTD. AVG. BASE	303.09		
(Cont' d.)	350.00	0010	178.4	GAMAY (NAPA)	291.50	0200	605.6
	360.00	0010	294.5		375.00	0540	470.9
	375.00	0010	83.2	WTD. AVG. BASE	328.03		
	450.00	0010	9.8	GRENACHE	5.00 <u>b/</u>	1515	253.4
WTD. AVG. BASE	294.97 <u>c/</u>				6.00 <u>b/</u>	1510	83.4
CABERNET	400.00	6850	22.8		7.00 <u>b/</u>	1500	17.6
SAUVIGNON	450.00	0010	58.3		7.00 <u>b/</u>	1515	2.2
	487.30	0200	200.2		8.00 <u>b/</u>	1500	24.9
	500.00	0010	612.4		210.00	0010	16.8
	500.00	0910	195.0		210.00	0920	72.6
	550.00	6602	279.7		225.00	0010	49,758.7
	600.00	6616	937.6		225.00	2070	6,402.4
	600.00	7300	468.7		225.00	2155	72.3
	700.00	0010	14.2		225.00	2253	457.4
	750.00	0010	.6		250.00	0010	920.7
	750.00	6610	1,052.6		250.00	1865	16,829.1
	850.00	0010	18.8		255.00	0010	473.3
	900.00	0010	86.3		300.00	0010	656.4
	950.00	0010	353.6		300.00	2070	371.1
	1,050.00	0010	109.8	WTD. AVG. BASE	232.02 <u>c/</u>		
WTD. AVG. BASE	652.73			MERLOT	7.00 <u>b/</u>	1500	17.9
CARIGNANE	5.00 <u>b/</u>	1515	42.7		195.00	0010	75.5
	7.00 <u>b/</u>	1500	993.2		400.00	7300	4.4
	200.00	0660	289.6		400.00	7458	9.5
	200.00	6615	1,094.6		500.00	0010	275.4
	200.00	7300	13.8		500.00	0115	1,072.7
	236.25	0010	28.8		500.00	7300	812.4
	270.00	0010	20.0		600.00	0125	2,195.1
	275.00	0010	38.0		600.00	0200	1,651.8
	275.00	7300	92.8		600.00	0760	233.7
	282.04	7300	382.4		600.00	6602	397.6
	290.00	7300	7,638.6		600.00	6616	163.9
	300.00	0010	10,542.5		600.00	7300	860.5
	300.00	0560	93.9		615.00	0910	699.4
	300.00	0770	668.1		650.00	7458	660.6
	300.00	3133	617.1		673.00	0010	255.2
	300.00	6614	2,828.4		675.00	0010	307.5
	300.00	7300	614.8		700.00	0125	282.6
	303.00	0010	25.4		750.00	0010	.4
	320.00	0010	771.3		750.00	0130	3,180.3
	325.00	3133	294.4		750.00	6622	105.8
	350.00	0115	639.3		750.00	7458	474.5
	365.00	0010	1,391.4		800.00	0200	37.4
	400.00	0855	351.5		800.00	0910	275.1
	400.00	0910	7.6		800.00	6615	331.6
WTD. AVG. BASE	298.33 <u>c/</u>				850.00	0010	362.2
CARMINE	500.00	0010	19.9		900.00	0890	24.9
	500.00	0200	227.8		900.00	7458	1,507.3
WTD. AVG. BASE	500.00				1,030.66	8000	1,096.4
CARNELIAN	300.00	0010	4,443.2		1,100.00	0010	329.1
	300.00	3133	699.1		1,200.00	6615	852.3
	350.00	7300	1,150.0		1,250.00	6615	555.5
WTD. AVG. BASE	309.14			WTD. AVG. BASE	737.05 <u>c/</u>		
CENTURIAN	240.00	0910	343.7	MISSION	6.00 <u>b/</u>	1500	25.1
	300.00	0010	1,605.8		225.00	0010	296.3
	300.00	0910	302.1		225.00	3131	169.3
					225.00	6615	1,568.9
				WTD. AVG. BASE	225.00 <u>c/</u>		

TABLE 8: BASE PRICE PAID TO GROWERS FOR GRAPES CRUSHED AND DELIVERED TO CALIFORNIA PROCESSORS FROM THE 1997 CROP WITH BRIX FACTORS AND PURCHASED TONNAGE, BY TYPE, VARIETY, REPORTING DISTRICT WHERE GROWN, AND WEIGHTED AVERAGE BASE PRICE.

District, Type, and Variety	Base Price Per Ton	Brix Factors	Tons	District, Type, and Variety	Base Price Per Ton	Brix Factors	Tons
	DOLLARS	CODE <u>a/</u>			DOLLARS	CODE <u>a/</u>	
DISTRICT 13 (Cont' d.)				SALVADOR	300.00	0010	223.1
					300.00	3130	196.5
MUSCAT HAMBURG	600.00	0010	3.2	WTD. AVG. BASE	300.00		
WTD. AVG. BASE	600.00			SANGIOVETO/ SANGIOVESE	500.00	7300	63.8
PETITE SIRAH	330.00	0200	311.1		950.00	0010	36.0
	400.00	6602	99.8	WTD. AVG. BASE	662.32		
WTD. AVG. BASE	347.00			SOUZAO	278.00	7300	52.4
PINOT NOIR	302.50	0200	35.6	WTD. AVG. BASE	278.00		
WTD. AVG. BASE	302.50			SYRAH/FRENCH	235.00	0010	3.2
ROYALTY	325.00	7300	2,181.1	SYRAH-SHIRAZ	500.00	0115	62.0
	350.00	0010	1,005.7		700.00	0910	305.6
	350.00	0125	344.6		750.00	0010	26.9
	350.00	3130	465.9		900.00	3133	163.0
	350.00	6600	629.0	WTD. AVG. BASE	735.77		
	352.16	6615	336.3	TEMPRANILLO	420.00	0125	11.1
WTD. AVG. BASE	339.16				450.00	0010	22.1
RUBIRED	325.00	0010	220.9	WTD. AVG. BASE	439.97		
	325.00	7300	27,432.2	VALDEPENAS	350.00	0770	65.3
	330.00	0200	378.0	WTD. AVG. BASE	350.00		
	350.00	0010	12,262.6	ZINFANDEL	7.00	<u>b/</u> 1500	15.7
	350.00	0115	129.6		8.00	<u>b/</u> 1500	384.6
	350.00	0200	653.8		190.00	0910	4.0
	350.00	3130	5,069.3		200.00	1665	735.9
	350.00	6610	868.0		225.00	1665	343.2
	350.00	6615	10.2		300.00	0010	609.5
	352.96	6615	1,181.1		300.00	0045	7,700.8
	367.00	3133	86.8		300.00	1665	724.8
	375.00	0010	833.1		315.00	1626	1,524.8
	375.00	0125	231.4		325.00	0010	895.2
	375.00	0770	221.0		325.00	0200	709.0
	375.00	0910	492.7		325.00	1667	972.8
	375.00	6610	1,516.8		350.00	0010	8,651.4
	400.00	0010	363.8		350.00	0050	7,748.1
	400.00	0560	23.6		350.00	1720	101.4
	400.00	6615	754.2		350.00	1855	13,945.8
	420.00	6615	491.3		375.00	1665	2,648.3
	425.00	0010	71.7		385.00	0045	1,362.6
	500.00	0920	27.6		395.00	0010	17.3
WTD. AVG. BASE	340.42				400.00	0010	820.1
RUBY CABERNET	300.00	0115	219.3		400.00	1595	8,735.7
	300.00	5300	5.3		400.00	1665	2,716.0
	300.00	6615	141.0		400.00	1747	473.8
	300.00	7300	261.3		450.00	1590	2,432.3
	325.00	5300	1,240.8		450.00	1595	1,954.4
	326.50	5300	159.4		450.00	1665	27.6
	350.00	0010	21,164.7		500.00	1855	1,272.2
	350.00	5210	1,026.7		600.00	0125	772.1
	350.00	5300	62.3	WTD. AVG. BASE	362.57	<u>c/</u>	
	350.00	6600	918.5	OTHER RED	5.00	<u>b/</u> 1515	693.1
	350.00	7300	5,790.1		150.00	0100	17.1
	375.00	6615	256.1		160.00	1890	91.4
	400.00	7015	114.3		400.00	0200	19.7
	402.00	0010	112.1	WTD. AVG. BASE	195.55	<u>c/</u>	
	425.00	0770	115.7				
	450.00	0010	110.3				
	475.00	6601	147.5				
	500.00	0650	197.2				
	600.00	0010	170.1				
	625.00	0010	127.9				
WTD. AVG. BASE	353.01						

TABLE 8: BASE PRICE PAID TO GROWERS FOR GRAPES CRUSHED AND DELIVERED TO CALIFORNIA PROCESSORS FROM THE 1997 CROP WITH BRIX FACTORS AND PURCHASED TONNAGE, BY TYPE, VARIETY, REPORTING DISTRICT WHERE GROWN, AND WEIGHTED AVERAGE BASE PRICE.

District, Type, and Variety	Base Price Per Ton	Brix Factors	Tons	District, Type, and Variety	Base Price Per Ton	Brix Factors	Tons
	DOLLARS	CODE <u>a/</u>			DOLLARS	CODE <u>a/</u>	
DISTRICT 14				FANTASY	145.00	0010	214.6
					150.00	0100	40.1
				WTD. AVG. BASE	145.79		
				FLAME SEEDLESS	7.00 <u>b/</u>	1515	61.3
					135.00	0105	25.4
BLACK CORINTH (ZANTES)	184.00	0010	57.5		143.65	0010	4,148.1
WTD. AVG. BASE	184.00				145.00	0010	808.4
THOMPSON SEEDLESS	5.00 <u>b/</u>	1515	354.4		150.00	0105	195.6
	6.00 <u>b/</u>	1500	965.6		165.00	0010	1,018.9
	6.50 <u>b/</u>	1515	140.8		165.00	0105	155.2
	7.00 <u>b/</u>	1515	66.8		166.84	0010	71.5
	8.75 <u>b/</u>	1515	4,988.9		185.00	0810	149.2
	120.00	0010	458.4		185.00	0815	696.1
	125.00	0010	44.7		190.00	0810	464.2
	125.00	0660	293.4		190.00	1122	201.1
	137.15	0010	3,207.4		200.00	0105	782.7
	145.00	0010	606.4	WTD. AVG. BASE	159.57 <u>c/</u>		
	150.00	0010	2,035.4	GOLDEN MUSCAT	131.95	0010	14.7
	150.00	0100	2,057.4	WTD. AVG. BASE	131.95		
	165.00	0100	1,609.2	PERLETTE	141.05	0010	740.6
	175.00	2627	22,627.3		165.00	0120	110.1
	180.00	0010	4,313.0		185.00	0815	68.2
	180.00	0070	266.1		190.00	0010	96.7
	180.00	1865	301.3	WTD. AVG. BASE	151.26		
	180.88	0010	8,350.3	QUEEN	150.57	0010	92.3
	185.00	0010	282.1	WTD. AVG. BASE	150.57		
	185.00	0770	647.2	RED GLOBE/ ROSE-ITO	90.00	0085	146.9
	185.00	0810	1,562.3		110.00	0010	172.9
	185.00	0815	2,015.9		120.00	0010	718.5
	185.00	1865	8,890.8		128.70	0010	316.0
	185.50	0010	451.0		135.00	0100	275.0
	190.00	0660	816.6		150.00	0100	200.0
	190.00	0810	2,178.9		184.36	0010	82.3
	190.00	0815	1,275.9	WTD. AVG. BASE	126.30		
	190.00	0955	277.6	RED SEEDLESS	128.70	0010	6.3
	190.30	2860	1,546.6	WTD. AVG. BASE	128.70		
	200.00	0100	800.0	RIBIER	150.00	0115	442.5
	200.00	0770	451.2	WTD. AVG. BASE	150.00		
	200.00	0810	2,578.0	RUBY SEEDLESS/ KING RUBY	120.00	0010	67.0
	200.00	0958	334.9		145.00	0010	120.4
	250.00	0010	142.8		146.25	0010	123.7
WTD. AVG. BASE	176.69 <u>c/</u>				150.00	0100	68.9
					154.00	0010	88.0
					165.00	2380	976.6
				WTD. AVG. BASE	158.25		
				SUPERIOR SEEDLESS	131.95	0010	244.3
TABLE GRAPES				WTD. AVG. BASE	176.09	1750	1,210.7
BLACK SEEDLESS	154.00	0010	36.6	WHITE MALAGA	150.00	0010	20.0
WTD. AVG. BASE	154.00				180.00	2380	1,856.7
CARDINAL	131.95	0010	146.3		190.00	0640	510.4
WTD. AVG. BASE	131.95			WTD. AVG. BASE	181.89		
CHRISTMAS ROSE	120.00	0010	332.4				
	130.00	0010	16.7				
	140.00	0010	47.0				
WTD. AVG. BASE	122.79						
EMPERATRIZ	120.00	0010	320.6				
WTD. AVG. BASE	127.24	0660	299.0				
EXOTIC	120.00	0010	27.5				
	154.00	0010	157.4				
	185.00	0815	57.8				
WTD. AVG. BASE	157.53						

TABLE 8: BASE PRICE PAID TO GROWERS FOR GRAPES CRUSHED AND DELIVERED TO CALIFORNIA PROCESSORS FROM THE 1997 CROP WITH BRIX FACTORS AND PURCHASED TONNAGE, BY TYPE, VARIETY, REPORTING DISTRICT WHERE GROWN, AND WEIGHTED AVERAGE BASE PRICE.

District, Type, and Variety	Base Price Per Ton	Brix Factors	Tons	District, Type, and Variety	Base Price Per Ton	Brix Factors	Tons
DOLLARS CODE a/				DOLLARS CODE a/			
<b>DISTRICT 14 (Cont' d.)</b>				<b>FRENCH</b>	7.00 b/	1500	5.8
				<b>COLOMBARD</b>	145.00	0010	58.6
					165.00	0100	867.6
<b>OTHER TABLE</b>	6.00 b/	1500	14,107.8		165.00	2570	228.2
	6.00 b/	1515	242.6		180.00	0010	10,830.0
	8.75 b/	1500	13,217.5		180.00	1900	492.9
	124.80	0010	5.7		180.00	2680	521.1
	160.00	0010	306.5		180.00	2860	7,032.8
	160.00	2615	389.1		185.00	0810	3.7
<b>WTD. AVG. BASE</b>	159.71 c/				200.00	0010	32,816.6
					200.00	0070	1,879.2
					200.00	0640	1,882.7
					200.00	0770	197.7
					200.00	1890	5,131.4
					200.00	2380	509.7
					200.00	2570	833.4
					200.00	2580	3,423.4
					200.00	2860	13,513.0
					200.00	2865	519.2
					225.00	0010	855.3
					225.00	0750	100.7
					285.00	0650	2,786.0
<b>WINE GRAPES (WHITE)</b>				<b>WTD. AVG. BASE</b>	198.12 c/		
<b>BURGER</b>	18.00 b/	1580	971.6	<b>GREEN HUNGARIAN</b>	150.00	0660	13.2
	180.00	0280	6,597.6		210.00	0430	175.6
	187.96	0280	1,648.8				
	200.00	0280	32.5	<b>WTD. AVG. BASE</b>	205.81		
<b>WTD. AVG. BASE</b>	181.66 c/			<b>MALVASIA BIANCA</b>	180.00	2860	847.4
					300.00	0200	957.5
<b>CHARDONNAY</b>	450.00	0120	477.1	<b>WTD. AVG. BASE</b>	243.66		
	450.00	6622	262.9	<b>MUSCAT BLANC/</b>	330.00	0115	106.0
	500.00	0010	426.6	<b>M CANELLI</b>			
	500.00	0430	84.7	<b>WTD. AVG. BASE</b>	330.00		
	550.00	0120	391.1	<b>MUSCAT OF</b>	150.00	0100	246.2
	650.00	5085	684.9	<b>ALEXANDRIA</b>	165.00	0010	299.4
	650.00	6360	119.4		175.00	6600	1,066.8
	700.00	5300	51.6		220.00	0100	839.8
	703.25	0200	290.0		225.00	0010	1,521.2
	1,000.00	1005	578.4		225.00	0100	740.8
	1,000.00	5300	452.6		225.00	0910	1,513.1
	1,200.00	0010	976.3		225.00	2590	48.7
	1,200.00	0430	30.4		225.00	2930	136.7
	1,300.00	6602	123.3		225.00	5210	6,559.1
<b>WTD. AVG. BASE</b>	801.31				230.00	0010	451.2
<b>CHENIN BLANC</b>	160.00	0010	1,779.9		235.00	5210	36.1
	180.00	2380	1,616.4		250.00	0770	66.2
	200.00	0010	5,647.7		250.00	0910	3,372.3
	200.00	0430	390.4		250.00	1029	230.1
	200.00	2380	2,209.0		250.00	5210	1,237.1
	205.00	1885	457.2		250.00	6614	605.6
	210.00	2380	505.2	<b>WTD. AVG. BASE</b>	227.45		
	225.00	0010	9,346.9	<b>SAUVIGNON</b>	305.55	0200	624.1
	225.00	1865	2,472.6	<b>BLANC</b>			
	230.00	0060	1,138.9	<b>WTD. AVG. BASE</b>	305.55		
	250.00	0010	186.1	<b>SEMILLON</b>	180.00	2860	1,156.1
	250.00	0085	670.4	<b>WTD. AVG. BASE</b>	180.00		
	250.00	0540	1,157.1	<b>ST. EMLION</b>	600.00	0760	33.0
	275.00	0010	310.1	<b>(UGNI BLANC)</b>			
	275.00	0070	1,867.5	<b>WTD. AVG. BASE</b>	600.00		
	275.00	0540	1,291.9				
	285.00	0010	283.2				
	350.00	0010	224.0				
	500.00	0010	189.1				
<b>WTD. AVG. BASE</b>	222.33						
<b>EMERALD RIESLIN</b>	110.00	0100	111.0				
	165.00	0100	120.0				
	175.00	1665	324.1				
	200.00	0100	962.8				
	200.00	1665	540.9				
	200.00	2590	826.2				
	200.00	2860	1,646.8				
	250.00	0010	48.7				
<b>WTD. AVG. BASE</b>	195.66						

TABLE 8: BASE PRICE PAID TO GROWERS FOR GRAPES CRUSHED AND DELIVERED TO CALIFORNIA PROCESSORS FROM THE 1997 CROP WITH BRIX FACTORS AND PURCHASED TONNAGE, BY TYPE, VARIETY, REPORTING DISTRICT WHERE GROWN, AND WEIGHTED AVERAGE BASE PRICE.

District, Type, and Variety	Base Price Per Ton	Brix Factors	Tons	District, Type, and Variety	Base Price Per Ton	Brix Factors	Tons
	DOLLARS	CODE <u>a/</u>			DOLLARS	CODE <u>a/</u>	
DISTRICT 14 (Cont' d.)				CARNELIAN	250.00	0010	2,236.5
					293.78	7300	1,974.3
					300.00	0010	141.9
SYMPHONY	400.00	0010	328.8		308.00	0770	45.9
					350.00	0125	635.2
WTD. AVG. BASE	400.00			WTD. AVG. BASE	281.73		
OTHER WHITE	6.50 <u>b/</u>	1515	67.7	GAMAY (NAPA)	325.00	0010	1,160.5
	139.75	0010	76.2	WTD. AVG. BASE	325.00		
WTD. AVG. BASE	139.75 <u>c/</u>			GRENACHE	180.00	2070	3,095.4
WINE GRAPES (RED)					200.00	0010	194.3
ALICANTE	275.00	0560	680.6		225.00	0010	836.9
BOUSCHET	360.00	0770	78.0		225.00	0125	11.2
					225.00	2380	918.3
WTD. AVG. BASE	283.74				240.00	0115	179.9
BARBERA	250.00	0010	119.0		250.00	0065	228.5
	250.00	6615	125.0		250.00	1865	8,517.7
	275.00	0910	466.6		250.00	2590	467.3
	275.00	6615	296.9	WTD. AVG. BASE	300.00	0010	1,442.5
	286.01	0010	1,575.6	MALBEC	900.00	0940	10.7
	300.00	0010	1,318.4	WTD. AVG. BASE	900.00		
	300.00	0115	3,574.2	MERLOT	475.00	0125	56.7
	300.00	3133	356.5		600.00	0125	3,037.6
	300.00	5210	401.5		600.00	0760	514.7
	300.00	7300	217.4		600.00	7300	101.6
	310.00	0650	738.7		650.00	5180	542.9
WTD. AVG. BASE	295.00				650.00	7300	91.3
BLACK MALVOISIE	255.00	0010	102.7		650.00	7458	1,640.9
	300.00	0650	366.5		700.00	0010	558.0
WTD. AVG. BASE	290.15				700.00	0125	1,034.5
CABERNET FRANC	900.00	0940	17.7		750.00	0640	167.9
					1,000.00	1080	340.3
WTD. AVG. BASE	900.00				1,100.00	7220	42.2
CABERNET SAUVIGNON	6.00 <u>b/</u>	1500	11.3	WTD. AVG. BASE	655.15		
	400.00	0010	336.5	PETIT VERDOT	900.00	0940	10.9
	400.00	0125	380.4	WTD. AVG. BASE	900.00		
	500.00	0010	2,214.5	PETITE SIRAH	400.00	6602	361.7
	600.00	0085	47.6	WTD. AVG. BASE	400.00		
	600.00	6616	1,479.4	ROYALTY	250.00	0125	914.4
	600.00	7300	795.8		325.00	7300	384.4
	671.50	0200	368.3		350.00	0010	251.3
	700.00	0010	100.1		375.00	6600	424.7
	750.00	0115	791.1	WTD. AVG. BASE	304.21		
	850.00	6610	484.3	RUBIRED	325.00	0010	396.6
	900.00	0125	495.7		325.00	7288	780.6
	900.00	0940	25.9		325.00	7300	4,509.4
	900.00	5300	1,716.6		335.00	7288	234.5
	1,000.00	0010	94.0		335.00	7300	683.3
	1,200.00	0010	599.1		350.00	0010	10,283.0
WTD. AVG. BASE	698.67 <u>c/</u>				350.00	0125	465.7
CARIGNANE	200.00	0115	253.0		350.00	0910	418.8
	275.00	0760	799.1		350.00	3130	1,651.5
	290.00	7300	1,089.5		352.26	0010	380.5
	325.00	0115	1,685.2		360.00	0770	212.0
WTD. AVG. BASE	296.33				375.00	0125	440.7

TABLE 8: BASE PRICE PAID TO GROWERS FOR GRAPES CRUSHED AND DELIVERED TO CALIFORNIA PROCESSORS FROM THE 1997 CROP WITH BRIX FACTORS AND PURCHASED TONNAGE, BY TYPE, VARIETY, REPORTING DISTRICT WHERE GROWN, AND WEIGHTED AVERAGE BASE PRICE.

District, Type, and Variety	Base Price Per Ton	Brix Factors	Tons	District, Type, and Variety	Base Price Per Ton	Brix Factors	Tons
DOLLARS      CODE <u>a/</u>				DOLLARS      CODE <u>a/</u>			
<b>DISTRICT 14 (Cont' d.)</b>				<b>DISTRICT 15</b>			
RUBIRED				ZINFANDEL			
(Cont' d.)	375.00	0910	256.9	(Cont' d.)	434.36	1667	2,985.8
	375.00	6610	1,010.1		450.00	1595	498.2
	400.00	0010	302.8		450.00	1666	1,164.8
	400.00	0125	227.9		500.00	1855	841.5
	400.00	0560	43.4	WTD. AVG. BASE	351.52	<u>c/</u>	
	400.00	0855	1,026.4	OTHER RED	110.00	0100	22.5
	415.00	0010	2,281.1		130.00	0010	56.7
WTD. AVG. BASE	354.61				150.00	0100	50.0
					175.00	0100	139.4
RUBY CABERNET	300.00	0125	597.3	WTD. AVG. BASE	155.40		
	325.00	6615	449.3	<b>DISTRICT 15</b>			
	350.00	0125	2,708.5	TABLE GRAPES			
	350.00	6601	456.3	BLACK PRINCE/ ROSE OF PERU	300.00	0010	25.9
	350.00	6602	227.9	WTD. AVG. BASE	300.00		
	350.00	7300	629.9	WHITE MALAGA	175.00	0010	4.5
	375.00	6615	1,415.0	WTD. AVG. BASE	175.00		
	400.00	0010	105.4	OTHER TABLE	7.00	<u>b/</u> 1500	261.1
	403.46	7300	1,101.5		8.00	<u>b/</u> 1500	3,493.8
	409.00	0010	91.9	WTD. AVG. BASE	<u>d/</u>		
	450.00	0125	539.2	WINE GRAPES (WHITE)			
	504.00	6614	1,243.0	BURGER	175.00	0010	73.5
	525.00	0855	578.1		250.00	0910	5.2
	575.00	6615	1,799.9	WTD. AVG. BASE	179.96		
WTD. AVG. BASE	418.27			CHARDONNAY	1,500.00	0770	.7
SALVADOR	300.00	0010	2,292.7	WTD. AVG. BASE	1,500.00		
	300.00	3130	1,558.6	CHASSELAS DORE	175.00	0010	37.7
	325.00	5210	1,251.9	WTD. AVG. BASE	175.00		
	350.00	0010	323.6	PALOMINO/ G CHASSELAS	175.00	0010	28.8
WTD. AVG. BASE	308.75			WTD. AVG. BASE	175.00		
SYRAH/FRENCH	500.00	0010	69.4	PEDRO XIMENES	175.00	0010	9.9
SYRAH-SHIRAZ	500.00	0125	390.7	WTD. AVG. BASE	175.00		
	500.00	7300	46.9	OTHER WHITE	175.00	0010	26.9
WTD. AVG. BASE	500.00			WTD. AVG. BASE	175.00		
TEMPRANILLO	400.00	0115	209.2	WINE GRAPES (RED)			
WTD. AVG. BASE	400.00			ALEATICO	750.00	1197	1.3
VALDEPENAS	350.00	0770	194.5		800.00	1220	2.0
	350.00	7300	212.5	WTD. AVG. BASE	780.30		
	450.00	7255	68.9	ALICANTE BOUSCHET	300.00	0010	80.4
WTD. AVG. BASE	364.48			WTD. AVG. BASE	300.00		
ZINFANDEL	5.00	<u>b/</u> 1515	72.9				
	185.00	0570	135.9				
	200.00	0060	422.0				
	250.00	1665	1,272.9				
	275.00	0115	116.0				
	300.00	0045	11,187.4				
	300.00	1665	813.0				
	350.00	0010	2,229.9				
	350.00	0050	4,162.9				
	350.00	1855	26.1				
	375.00	0590	13.3				
	375.00	1665	3,468.0				
	385.00	0060	1,036.9				
	400.00	0010	232.8				
	400.00	1595	969.6				
	400.00	1660	1,043.9				
	425.00	0010	1,241.5				





TABLE 8: BASE PRICE PAID TO GROWERS FOR GRAPES CRUSHED AND DELIVERED TO CALIFORNIA PROCESSORS FROM THE 1997 CROP WITH BRIX FACTORS AND PURCHASED TONNAGE, BY TYPE, VARIETY, REPORTING DISTRICT WHERE GROWN, AND WEIGHTED AVERAGE BASE PRICE.

District, Type, and Variety	Base Price Per Ton	Brix Factors	Tons	District, Type, and Variety	Base Price Per Ton	Brix Factors	Tons
DOLLARS CODE a/				DOLLARS CODE a/			
<b>DISTRICT 16 (Cont' d.)</b>				CABERNET	1,100.00	0930	5.0
				SAUVIGNON	1,100.00	1085	61.8
				(Cont' d.)	1,110.00	0770	2.2
PINOT BLANC	700.00	1085	52.0		1,200.00	0200	293.1
	1,130.00	0010	29.8		1,200.00	0910	46.8
	1,130.00	0430	33.5				
	1,130.00	0910	16.1	WTD. AVG. BASE	1,079.30		
WTD. AVG. BASE	959.83			CARIGNANE	200.00	0010	6.6
ROUSANNE	1,457.00	0910	2.0		200.00	0930	6.3
					300.00	0930	16.0
WTD. AVG. BASE	1,457.00				450.00	0010	69.2
SAUVIGNON	250.00	0560	25.9		500.00	0770	10.0
BLANC	550.00	0770	24.5	WTD. AVG. BASE	402.59		
	622.83	0200	75.6	CARMINE	1,000.00	0770	1.6
	675.00	0930	2.5	WTD. AVG. BASE	1,000.00		
	700.00	0010	4.2	GAMAY (NAPA)	400.00	0770	8.0
	700.00	0770	18.7	WTD. AVG. BASE	400.00		
	771.15	0010	85.3	GRENACHE	600.00	0930	5.5
	780.00	0910	19.9	WTD. AVG. BASE	600.00		
	800.00	0770	4.8	MATARO/	500.00	0010	97.0
	850.00	2440	93.2	MOURVEDRE	600.00	0930	6.5
WTD. AVG. BASE	702.52				750.00	0010	8.0
SEMILLON	400.00	0910	10.4	WTD. AVG. BASE	523.77		
WTD. AVG. BASE	400.00			MERLOT	500.00	6615	116.1
VIIGNIER	1,400.56	0010	2.9		800.00	0010	4.2
	1,500.00	0910	11.4		800.00	0770	.6
WTD. AVG. BASE	1,479.83				900.00	0010	21.8
WHITE RIESLING	500.00	0770	3.0		1,000.00	0930	1.6
	600.00	0640	2.2		1,240.44	0010	209.0
	710.00	0460	18.5		1,250.00	1085	8.3
WTD. AVG. BASE	673.21				1,300.00	0910	47.5
WINE GRAPES (RED)					1,373.00	0910	17.4
ALICANTE	300.00	0010	43.5		1,373.16	0010	30.9
BOUSCHET					1,389.00	0770	32.3
WTD. AVG. BASE	300.00				1,500.00	0910	93.2
BARBERA	1,038.00	0910	27.3	WTD. AVG. BASE	1,141.66		
	1,038.12	1085	6.8	MISSION	175.00	0010	105.2
WTD. AVG. BASE	1,038.02			WTD. AVG. BASE	175.00		
CABERNET FRANC	800.00	0770	.7	NEBBIOLO	600.00	0010	6.1
	1,066.83	0010	9.4		900.00	0930	2.0
	1,110.00	0770	5.0		1,000.00	0010	24.9
WTD. AVG. BASE	1,068.76				1,000.00	0910	15.7
CABERNET	580.00	0010	8.3	WTD. AVG. BASE	945.79		
SAUVIGNON	600.00	0010	3.0	PETITE SIRAH	1,000.00	0770	1.0
	750.00	6610	22.3	WTD. AVG. BASE	1,000.00		
	750.00	7458	39.0	PINOT ST GEORGE	760.00	0910	5.6
	800.00	0770	12.3	WTD. AVG. BASE	760.00		
	907.75	0010	3.2	SALVADOR	500.00	0010	3.1
	1,000.00	0010	162.0	WTD. AVG. BASE	500.00		
	1,000.00	0910	14.8				
	1,058.00	0910	20.5				
	1,100.00	0010	73.5				
	1,100.00	0910	10.3				

TABLE 8: BASE PRICE PAID TO GROWERS FOR GRAPES CRUSHED AND DELIVERED TO CALIFORNIA PROCESSORS FROM THE 1997 CROP WITH BRIX FACTORS AND PURCHASED TONNAGE, BY TYPE, VARIETY, REPORTING DISTRICT WHERE GROWN, AND WEIGHTED AVERAGE BASE PRICE.

District, Type, and Variety	Base Price Per Ton	Brix Factors	Tons	District, Type, and Variety	Base Price Per Ton	Brix Factors	Tons
	DOLLARS	CODE a/			DOLLARS	CODE a/	
DI STRI CT 16 (Cont' d.)				CHENIN BLANC			
SANGIOVETO/	600.00	5300	16.9		7.00 b/	1500	23.5
SANGIOVESE	800.00	0010	48.0		150.00	2570	44.6
	900.00	0010	3.3		265.00	0640	332.8
	1,000.00	0780	11.6		300.00	0640	306.0
	1,200.00	0010	8.0		400.00	0720	144.4
					425.00	0200	153.2
WTD. AVG. BASE	828.13				431.54	0430	269.0
					450.00	0010	632.3
SYRAH/FRENCH	1,249.58	1085	2.9		450.00	0200	110.5
SYRAH-SHIRAZ	1,250.00	0910	25.7		450.00	0640	22.9
	1,250.00	0930	1.5		450.00	2635	3,231.9
	1,350.00	0780	4.7		450.00	4890	248.9
WTD. AVG. BASE	1,263.47				454.66	0010	85.3
					454.66	0720	187.2
ZINFANDEL	250.00	0770	24.3		500.00	0600	50.6
	300.00	0010	147.2		500.00	0920	96.5
	500.00	0430	95.0		600.00	0720	22.2
	600.00	0560	24.5		650.00	0010	49.6
	700.00	0010	89.4	WTD. AVG. BASE	430.80 c/		
	962.00	0930	13.5	FRENCH	271.67	0430	379.5
	1,000.00	0010	6.0	COLOMBARD			
	1,000.00	1085	24.1	WTD. AVG. BASE	271.67		
WTD. AVG. BASE	514.39			SAUVIGNON	550.00	0010	216.5
OTHER RED	300.00	0010	67.7	BLANC	600.00	0010	462.3
WTD. AVG. BASE	300.00				600.00	7095	488.5
				WTD. AVG. BASE	590.73		
DI STRI CT 17				SEMILLON	570.00	0010	28.5
WINE GRAPES (WHITE)				WTD. AVG. BASE	570.00		
CHARDONNAY	7.00 b/	1500	26.8	SYMPHONY	315.00	0200	715.8
	500.00	0760	1,432.0	WTD. AVG. BASE	315.00		
	600.00	6615	197.0	WTD. AVG. BASE	315.00		
	650.00	0010	184.7	WTD. AVG. BASE	1,220.00		
	665.00	0760	3,789.0				
	700.00	6615	260.7	WINE GRAPES (RED)			
	750.00	5300	137.0	CABERNET	500.00	0760	123.9
	750.00	7035	236.0	SAUVIGNON	650.00	0010	300.4
	772.90	0010	157.9		650.00	6615	89.5
	775.00	0200	4,405.0		650.00	7458	229.4
	781.00	0845	91.5		711.00	0910	714.2
	796.69	0845	24.9		750.00	7650	271.2
	798.33	6130	517.7		800.00	7300	202.4
	800.00	0010	1,631.1		835.00	7745	480.1
	850.00	0010	187.3		1,142.00	1135	92.9
	850.00	6615	189.7		1,200.00	0010	16.1
	900.00	0010	549.5	WTD. AVG. BASE	739.62		
	900.00	0910	48.7	GAMAY (NAPA)	350.00	0200	233.1
	900.00	7570	7,229.3	WTD. AVG. BASE	350.00		
	950.00	0010	122.0	GRENACHE	900.00	0010	.5
	1,000.00	0010	1,142.8	WTD. AVG. BASE	900.00		
	1,100.00	0010	23.4				
	1,100.00	0930	24.5				
	1,200.00	0010	22.2				
	1,300.00	0010	45.0				
WTD. AVG. BASE	796.65 c/						

TABLE 8: BASE PRICE PAID TO GROWERS FOR GRAPES CRUSHED AND DELIVERED TO CALIFORNIA PROCESSORS FROM THE 1997 CROP WITH BRIX FACTORS AND PURCHASED TONNAGE, BY TYPE, VARIETY, REPORTING DISTRICT WHERE GROWN, AND WEIGHTED AVERAGE BASE PRICE.

District, Type, and Variety	Base Price Per Ton	Brix Factors	Tons	District, Type, and Variety	Base Price Per Ton	Brix Factors	Tons
DOLLARS      CODE <u>a/</u>				DOLLARS      CODE <u>a/</u>			
DISTRICT 17 (Cont' d.)				SANGIOVETO/ SANGIOVESE	900.00	0010	.4
				WTD. AVG. BASE	900.00		
MERLOT	600.00	0010	65.5	ZINFANDEL	325.00	0430	556.4
	600.00	6615	278.0		325.00	0640	124.1
	750.00	0200	1,417.1		350.00	0640	155.3
	750.00	0640	40.5		396.32	0345	700.8
	750.00	0910	808.9		425.00	0200	398.8
	750.00	7650	1,159.8		450.00	1892	396.4
	800.00	0010	956.6		500.00	0010	48.5
	800.00	7745	954.7		500.00	0920	8.1
	840.00	0920	543.2		500.00	1995	489.4
	850.00	0920	86.7		1,050.00	0150	24.0
	900.00	0010	183.8		1,100.00	0010	26.7
	1,000.00	0010	24.7	WTD. AVG. BASE	419.57		
	1,580.00	0010	187.1				
	1,650.00	0010	18.0				
WTD. AVG. BASE	795.63						
PETITE SIRAH	620.00	7460	233.3	<u>a/</u> See code descriptions on next page.			
	650.00	0010	24.8	<u>b/</u> Price basis per degree Brix.			
	850.00	0481	1.0	<u>c/</u> Price per degree Brix not included in weighted average base price or totals.			
	950.00	0930	49.1	<u>d/</u> All prices based on per degree Brix.			
WTD. AVG. BASE	675.73						

**TABLE 8 - SUPPLEMENT: BRIX ADJUSTMENT FACTORS**

The following Brix adjustment factors are on a per degree Brix basis and are normally calculated to a tenth of a degree, and are cumulative unless otherwise indicated. Most processors, however, indicate maximum and/or minimum Brix acceptance limits. Grapes testing above or below these limits may be subject to price renegotiation, acceptance for use other than for table wine, or rejection by the processors. Discounts for high sugar apply to both base price and bonus unless otherwise stated. There are factors other than Brix, such as material other than grapes (MOG), defects, weight loss in late harvest grapes, and sugar/acid ratios that affect grape prices. These were not considered in this presentation, unless otherwise stated, but were considered in arriving at weighted average prices.

<u>CODE</u>	<u>DESCRIPTION</u>	<u>CODE</u>	<u>DESCRIPTION</u>
<b>PREMIUM OR PEN</b>		<b>PREMIUM OR PEN (Cont'd.)</b>	
0010	No max. or min.	0660	Acceptable limits 20-24
0030	Min. acceptance 13	0670	Acceptable limits 20-25
0033	Min. acceptance 14	0680	Acceptable limits 20-26
0040	Min. acceptance 15	0685	Acceptable limits 20-27
0045	Min. acceptance 15.5	0690	Acceptable limits 20-30
0050	Min. acceptance 16	0715	Acceptable limits 20.5-22
0055	Min. acceptance 16.5	0720	Acceptable limits 20.5-22.5
0060	Min. acceptance 17	0725	Acceptable limits 20.5-23
0065	Min. acceptance 17.5	0730	Acceptable limits 20.5-23.5
0070	Min. acceptance 18	0735	Acceptable limits 20.5-24
0075	Min. acceptance 18.5	0740	Acceptable limits 20.5-24.5
0085	Min. acceptance 19	0745	Acceptable limits 20.5-25
0095	Min. acceptance 19.5	0750	Acceptable limits 21-22
0100	Min. acceptance 20	0755	Acceptable limits 21-22.5
0105	Min. acceptance 20.5	0760	Acceptable limits 21-23
0115	Min. acceptance 21	0765	Acceptable limits 21-23.5
0120	Min. acceptance 21.5	0770	Acceptable limits 21-24
0125	Min. acceptance 22	0775	Acceptable limits 21-24.5
0130	Min. acceptance 22.5	0780	Acceptable limits 21-25
0140	Min. acceptance 23	0790	Acceptable limits 21-26
0145	Min. acceptance 23.5	0795	Acceptable limits 21-27
0150	Min. acceptance 24	0800	Acceptable limits 21-28
0160	Min. acceptance 25	0805	Acceptable limits 21-29
0165	Min. acceptance 25.4	0810	Acceptable limits 21-30
0190	Max. acceptance 25	0812	Acceptable limits 21-32
0191	Max. acceptance 26	0815	Acceptable limits 21-40
0200	Max. acceptance 30	0830	Acceptable limits 21.4-25
0210	Min. acceptance 31	0835	Acceptable limits 21.5-22.5
0280	Acceptable limits 14-17	0840	Acceptable limits 21.5-23
0313	Acceptable limits 16-18	0845	Acceptable limits 21.5-23.5
0324	Acceptable limits 16-22	0855	Acceptable limits 21.5-24
0329	Acceptable limits 16-26	0860	Acceptable limits 21.5-24.5
0333	Acceptable limits 16.5-20	0875	Acceptable limits 21.5-26
0345	Acceptable limits 17-19	0877	Acceptable limits 21.5-29
0350	Acceptable limits 17-19.5	0880	Acceptable limits 21.7-24
0355	Acceptable limits 17-20	0890	Acceptable limits 22-23
0360	Acceptable limits 17-20.5	0895	Acceptable limits 22-23.2
0365	Acceptable limits 17-21	0900	Acceptable limits 22-23.5
0366	Acceptable limits 17-22	0905	Acceptable limits 22-23.8
0385	Acceptable limits 17.5-19.5	0910	Acceptable limits 22-24
0395	Acceptable limits 17.5-20.5	0915	Acceptable limits 22-24.5
0415	Acceptable limits 17.5-23	0920	Acceptable limits 22-25
0422	Acceptable limits 18-19.5	0925	Acceptable limits 22-25.5
0430	Acceptable limits 18-20	0930	Acceptable limits 22-26
0435	Acceptable limits 18-20.5	0935	Acceptable limits 22-26.5
0440	Acceptable limits 18-21	0940	Acceptable limits 22-27
0450	Acceptable limits 18-22	0943	Acceptable limits 22-27.5
0460	Acceptable limits 18-23	0945	Acceptable limits 22-28
0465	Acceptable limits 18-23.5	0955	Acceptable limits 22-30
0470	Acceptable limits 18-24	0958	Acceptable limits 22-40
0480	Acceptable limits 18-25	0978	Acceptable limits 22.3-23.8
0481	Acceptable limits 18-26	0980	Acceptable limits 22.3-25
0495	Acceptable limits 18.5-19.5	0990	Acceptable limits 22.5-23.5
0520	Acceptable limits 18.5-23	0995	Acceptable limits 22.5-23.8
0540	Acceptable limits 19-21	1000	Acceptable limits 22.5-24
0550	Acceptable limits 19-22	1005	Acceptable limits 22.5-24.5
0560	Acceptable limits 19-23	1015	Acceptable limits 22.5-25
0570	Acceptable limits 19-24	1020	Acceptable limits 22.5-25.5
0580	Acceptable limits 19-25	1025	Acceptable limits 22.5-26
0583	Acceptable limits 19-25.5	1027	Acceptable limits 22.5-28
0590	Acceptable limits 19-30	1028	Acceptable limits 22.5-30
0600	Acceptable limits 19.5-21	1029	Acceptable limits 22.5-40
0600	Acceptable limits 19.5-21	1050	Acceptable limits 22.8-24.5
0610	Acceptable limits 19.5-21.5	1051	Acceptable limits 22.8-24.8
0613	Acceptable limits 19.5-22	1053	Acceptable limits 22.8-25
0615	Acceptable limits 19.5-22.5	1057	Acceptable limits 23-23.5
0618	Acceptable limits 19.5-23	1065	Acceptable limits 23-24
0630	Acceptable limits 20-21	1080	Acceptable limits 23-24.5
0640	Acceptable limits 20-22	1085	Acceptable limits 23-25
0645	Acceptable limits 20-22.5	1090	Acceptable limits 23-25.5
0650	Acceptable limits 20-23	1095	Acceptable limits 23-26
0655	Acceptable limits 20-23.5	1100	Acceptable limits 23-27

**TABLE 8 - SUPPLEMENT: BRIX ADJUSTMENT FACTORS**

The following Brix adjustment factors are on a per degree Brix basis and are normally calculated to a tenth of a degree, and are cumulative unless otherwise indicated. Most processors, however, indicate maximum and/or minimum Brix acceptance limits. Grapes testing above or below these limits may be subject to price renegotiation, acceptance for use other than for table wine, or rejection by the processors. Discounts for high sugar apply to both base price and bonus unless otherwise stated. There are factors other than Brix, such as material other than grapes (MOG), defects, weight loss in late harvest grapes, and sugar/acid ratios that affect grape prices. These were not considered in this presentation, unless otherwise stated, but were considered in arriving at weighted average prices.

CODE	DESCRIPTION	CODE	DESCRIPTION
<b>PREMIUM OR PEN (Cont'd.)</b>		<b>17 BRIX</b>	
1105	Acceptable limits 23-28	1747	No premium, -5%, min. 15
1110	Acceptable limits 23-30	1750	No premium, 10%
1121	Acceptable limits 23-36	1752	No premium, min. 16
1122	Acceptable limits 23-40	<b>17-19 BRIX</b>	
1135	Acceptable limits 23.5-24.5	1790	No premium; - 10% above or below
1145	Acceptable limits 23.5-25	<b>17-20 BRIX</b>	
1150	Acceptable limits 23.5-25.5	1820	No premium; - 10% to 16, - 15% below 16
1155	Acceptable limits 23.5-26	<b>17-25 BRIX</b>	
1160	Acceptable limits 23.5-27	1855	No premium; - 10% below
1165	Acceptable limits 24-24.5	<b>17-30 BRIX</b>	
1170	Acceptable limits 24-25	1860	No premium; - 10% below
1175	Acceptable limits 24-25.5	<b>17.5 BRIX</b>	
1180	Acceptable limits 24-26	1865	No premium, 10%
1185	Acceptable limits 24-27	<b>18 BRIX</b>	
1190	Acceptable limits 24-28	1885	No premium; - 5%, min. 17
1195	Acceptable limits 24-30	1890	No premium; - 10%,
1197	Acceptable limits 24-32	1892	No premium; - 10%, min. 17
1205	Acceptable limits 24.5-30	1893	No premium; - 15%,
1210	Acceptable limits 24.5-32	1895	+15% max 18, min acceptance 16.5
1216	Acceptable limits 25-27	<b>18-20 BRIX</b>	
1217	Acceptable limits 25-28	1900	No premium; - 10% above or below
1220	Acceptable limits 25-30	1923	No premium; - 15% above, max 21, -10% below
1225	Acceptable limits 25-35	1924	No premium; - 15% above, max 21, -15% below
1230	Acceptable limits 25-40	<b>18-21 BRIX</b>	
1245	Acceptable limits 26-29	1950	No premium; - 15% above or below, acceptable limits 17-21
1250	Acceptable limits 26-30	<b>18-22 BRIX</b>	
1270	Acceptable limits 28-34	1995	No premium; - 20% to 17.5, -30% below 17.5, -20% above 22
1272	Acceptable limits 28-40	2000	No premium; - 20% to 17.5, - 60% below 17.5; - 40% above 22
1274	Acceptable limits 30-35	<b>18-25 BRIX</b>	
1275	Acceptable limits 30-36	2070	No premium; - 10% below
1280	Acceptable limits 30-40	<b>19 BRIX</b>	
1285	Acceptable limits 30-45	2130	No premium; - 5%, min. 18.5
1317	Acceptable limits 32-34	2135	No premium; - 10%
1318	Acceptable limits 32-36	2140	No premium; - 10% below
1319	Acceptable limits 32-38	2150	No premium; - 10% min. 18
1320	Acceptable limits 32-40	2155	No premium; - 15%
1330	Acceptable limits 33-38	<b>19-21 BRIX</b>	
1340	Acceptable limits 35-45	2235	No premium; - 10% above or below
<b>SPECIAL CLASS</b>		<b>19-21.5 BRIX</b>	
1500	Per degree Brix	2253	No premium; - 10% below
1510	Per degree Brix, max. 22	2260	No premium; - 10% to 18, - 15% below 18
1515	Per degree Brix, max. 23	<b>19-25 BRIX</b>	
1520	Per degree Brix, max. 25	2380	No premium; - 10% below
1540	+\$1 per one tenth degree Brix, max 23	2385	No premium; - \$10.00 below
<b>14-19 BRIX</b>		<b>19.5 BRIX</b>	
1580	No premium; - 10% below	2435	No premium, -5%
<b>15 BRIX</b>		2440	No premium, -10%
1590	No premium; - 5% min. 14	<b>19.5-20.5 BRIX</b>	
1595	No premium; - 10%	2457	No premium; - 10% above or below, acceptance limits 16.5-23.5
1600	No premium; - 15% min. 14	<b>19.5-21.5 BRIX</b>	
<b>15-19 BRIX</b>		2470	No premium; - 10% above or below
1615	No premium; - 10% to 14, - 15% below 14	2490	No premium; - 15% above, acceptable limits 19.5-22.5
<b>15-25 BRIX</b>		<b>19.5-22 BRIX</b>	
1620	No premium; - 10% below	2510	No premium; - 10% above or below
<b>15.5 BRIX</b>		<b>20 BRIX</b>	
1626	No premium; - 10%, min. 14.5	2570	No premium; - 5%
<b>16 BRIX</b>		2575	No premium; - 5%, min. 18
1660	No premium; - 5% min. 15	2580	No premium; - 5%, min. 19
1665	No premium; - 10%	2590	No premium; - 10% min. 19
1666	No premium; - 10% min. 14	2605	No premium; - 15% min. 19
1667	No premium; - 10% min. 15	2615	No premium; - \$10.00 below
<b>16-19 BRIX</b>		2625	No premium; + 15% above
1680	No premium; - 10% above or below	2627	No premium; + \$10.00 above, max 23
1685	No premium; - 10% to 15, - 15% below 15	<b>20-20.5 BRIX</b>	
<b>16.5-18 BRIX</b>		2630	+ \$10.00 per degree between 20.5-23.5, -5% below 20 degree
1720	+10% above, -10% below, acceptable limits 15-20		
<b>16.5-25 BRIX</b>			
1735	No premium; -10% below		
<b>16.9-18.9 BRIX</b>			
1740	No premium; - 10% above or below		

**TABLE 8 - SUPPLEMENT: BRIX ADJUSTMENT FACTORS**

The following Brix adjustment factors are on a per degree Brix basis and are normally calculated to a tenth of a degree, and are cumulative unless otherwise indicated. Most processors, however, indicate maximum and/or minimum Brix acceptance limits. Grapes testing above or below these limits may be subject to price renegotiation, acceptance for use other than for table wine, or rejection by the processors. Discounts for high sugar apply to both base price and bonus unless otherwise stated. There are factors other than Brix, such as material other than grapes (MOG), defects, weight loss in late harvest grapes, and sugar/acid ratios that affect grape prices. These were not considered in this presentation, unless otherwise stated, but were considered in arriving at weighted average prices.

CODE	DESCRIPTION	CODE	DESCRIPTION
<b>20-21 BRIX</b>		<b>21.5-23 BRIX</b>	
2635	+10% above, -15% below min. 19	5890	+ 10% above, max 24
<b>20-22 BRIX</b>		5910	No premium; - 10% above or below, acceptable limits 20.5-24
2678	+10% above, max 24	<b>21.5-23.5 BRIX</b>	
2679	+10% above, max 24.5	6122	No premium; - 10% below, min. 20.5
2680	No premium; - 10% above or below	6125	No premium; - 10% to 20.5, - 15% below 20.5
2695	No premium; - 10% above or below, acceptable limits 19-24	6130	No premium; - 10% above or below
<b>20-23 BRIX</b>		6142	No premium; - 10% above or below, acceptable limits 21-24
2750	No premium; - 10% to 19, - 15% below 19	6150	No premium; - 10% above or below, max. acceptance 30
2755	No premium; - 10% above or below, acceptable limits 19-24	6210	No premium; - 20% above or below, acceptable limits 19-30
<b>20-24.5 BRIX</b>		6230	No premium; - 20% max. 30, - 20% to 19, - 50% min. 18
2840	No premium; - 10% above or below, acceptable limits 19-25.5	<b>21.5-25 BRIX</b>	
<b>20-25 BRIX</b>		6360	No premium; - 10% below
2860	No premium; - 10% below	<b>21.9-23.9 BRIX</b>	
2865	No premium; - 50% below	6410	No premium; - 10% above or below
<b>20.3-22.3 BRIX</b>		<b>22 BRIX</b>	
2880	No premium, -10% above or below	6600	No premium; - 5%
<b>20.5 BRIX</b>		6601	No premium; - 5%, min. 20
2930	No premium, -10%	6602	No premium; - 5%, min. 21
<b>20.5-22.5 BRIX</b>		6610	No premium; - 10% below
2960	No premium; - 10% above or below	6614	No premium; - 10% min. 20
2990	No premium; - 20% max. 30; - 20% to 19, - 50% min.18	6615	No premium; - 10% min. 21
<b>20.5-23.5 BRIX</b>		6616	No premium; - 10% min. 21.5
3040	No premium; - 10% above or below	6620	No premium; - 15% min. 21
<b>20.7-22.6 BRIX</b>		6622	No premium; - 15% min. 21.5
3110	No premium; - 10% above or below	6625	+ 10% above, max 24
<b>21 BRIX</b>		6630	+ 15% max 25.5, min. acceptable 21
3130	No premium; - 5%	<b>22-22.5 BRIX</b>	
3131	No premium; - 5% min. 20	6700	+ 10% above, max 24
3133	No premium; - 10%	<b>22-23 BRIX</b>	
3145	No premium; - 10% min. 20	6850	No premium; - 15% above or below, acceptable limits 21-24
3155	No premium; - 15%	<b>22-23.5 BRIX</b>	
3170	No premium; - 15% min. 20	6932	No premium; - 10% below, min. 21
3215	+15% max 22, min. acceptance 20	6960	No premium; - 15% above or below, acceptable limits 20-30
3225	+ \$10.00 above 21, max. 23	6970	No premium; - 15% above or below, acceptable limits 21-30
<b>21-23 BRIX</b>		<b>22-24 BRIX</b>	
4840	No premium; - 10% to 20, - 15% below 20	7004	No premium; - 5% below, min. 21
4850	No premium, - 10% above or below	7010	No premium; - 10% below
4855	No premium, - 10% above or below acceptable limits 20.5-23.5	7015	No premium; - 10% below, min. 20
4880	No premium; - 15% below, acceptable limits 20-23	7035	No premium; - 10% below, acceptable limits 20-24
4890	No premium; - 15% above or below, acceptable limits 20-24	7040	No premium; - 10% below, min. 21
4898	No premium; - 20% below, min 20, -20% to 26, -10% above 26	7050	No premium; - 10% to 21, - 15% below 21
<b>21-23.5 BRIX</b>		7055	No premium; - 10% above or below, acceptable limits 21-24.5
4960	No premium; - 10% below, acceptable limits 20.5-23.5	7056	No premium; - 10% above or below, acceptable limits 21-25
4980	No premium; - 20% to 20, - 30% below 20; - 20% above 23.5	7057	No premium; - 10% above or below, acceptable limits 21.5-24.5
4985	No premium; - 20% to 20, - 60% below 20; - 40% above 23.5	7065	No premium; - 10% above or below
<b>21-24 BRIX</b>		7085	No premium; - 15% below
5085	No premium; - 10% below, min. 20	7090	No premium; - 15% below, acceptable limits 21-24
5090	No premium; - 10% above	7095	No premium; - 15% below, acceptable limits 21.5-24
5135	No premium; - 20% to 20, - 30% below 20; - 20% above 24	7135	No premium; - 20% below, acceptable limits 21-24
<b>21-24.5 BRIX</b>		7140	No premium; - 20% above or below, acceptable limits 20.5-25
5180	No premium; - 10% above or below, acceptable limits 20-25.5	7150	No premium; - 20% to 21, -30% below 21, -20% above 24
<b>21-25 BRIX</b>		7165	No Premium; - +10% above or below
5210	No premium; - 10% below	<b>22-24.5 BRIX</b>	
5215	No premium; - 20% above or below	7220	No premium; - 10% below
<b>21-26 BRIX</b>		7225	No premium; - 10% below, min. 19
5228	-20% below 22	7235	No premium; - 10% below, min. acceptance 21
<b>21.1-23.1 BRIX</b>		7240	No premium; - 10% to 21, - 15% below 21
5229	No premium; -10% above or below	7245	No premium; - 10% above or below
<b>21.5 BRIX</b>			
5300	No premium; - 10%		
5340	+ or - 10% max. 24, min. 21		

**TABLE 8 - SUPPLEMENT: BRIX ADJUSTMENT FACTORS**

The following Brix adjustment factors are on a per degree Brix basis and are normally calculated to a tenth of a degree, and are cumulative unless otherwise indicated. Most processors, however, indicate maximum and/or minimum Brix acceptance limits. Grapes testing above or below these limits may be subject to price renegotiation, acceptance for use other than for table wine, or rejection by the processors. Discounts for high sugar apply to both base price and bonus unless otherwise stated. There are factors other than Brix, such as material other than grapes (MOG), defects, weight loss in late harvest grapes, and sugar/acid ratios that affect grape prices. These were not considered in this presentation, unless otherwise stated, but were considered in arriving at weighted average prices.

CODE	DESCRIPTION	CODE	DESCRIPTION
<b>22-24.5 BRIX (Cont'd.)</b>		<b>22.5-25 BRIX</b>	
7255	No premium; - 10% above or below, acceptable limits 21-25.5	7830	No premium; - 10% below
<b>22-25 BRIX</b>		7835	No premium; - 15% below
7288	No premium; - 5% below	7840	No premium; - 20% to 22, - 30% below 22; - 20% above 25
7300	No premium; - 10% below	<b>22.5-25.5 BRIX</b>	
7310	No premium; - 10% below, min. 21	7860	No premium; - 10% above or below
7316	No premium; - 10% above or below	<b>22.8-23.5 BRIX</b>	
7317	No premium; - 10% above or below, acceptable limits 21-26	7915	No premium, -20% to 22.5, -30% below 22.5, -20% above 23.5
7325	No premium; - 15% above or below, acceptable limits 21-26	<b>23 BRIX</b>	
7335	No premium; - 20% above or below, acceptable limits 20.5-26	7955	No premium; - 10% below, min. 21
7340	No premium; - 20% above or below, acceptable limits 21-26	7960	No premium; - 15% below
7360	No premium; - 10% above or below, acceptable limits 21.5-26	<b>23-24 BRIX</b>	
<b>22-26 BRIX</b>		7980	No premium; - 10% above or below
7380	No premium; - 15% above or below, acceptable limits 21-27	<b>23-24.5 BRIX</b>	
<b>22-30 BRIX</b>		8000	No premium; -10% above or below
7410	No premium; - 10% below	8010	No premium; -10% min. 22
<b>22.5 BRIX</b>		<b>23-25 BRIX</b>	
7458	No premium; - 10%	8150	No premium; - 10%
7459	No premium; - 10%, min. 22	8155	No premium; - 10%, min. 22
7460	No premium; - \$50.00 below	8160	No premium; - 10% above or below
7470	+15% max 23, min. acceptance 22	8176	No premium; - 10% above or below, acceptable limits 22.5-25.5
<b>22.5-23.5 BRIX</b>		<b>23.5-24 BRIX</b>	
7561	No premium; - 10% above or below	8200	-\$50.00 per tenth degree below
7562	No premium; - 10% above or below acceptable limits 21.5-24	<b>23-26 BRIX</b>	
7563	No premium; - 10% above or below acceptable limits 22-24	8230	No premium; - 20% to 22, -30% below 22, -20 % above 26
7564	No premium; - 10% above or below acceptable limits 22-24.5	<b>23.5 BRIX</b>	
7570	No premium; - 15% below, acceptable limits 21-23.5	8240	No premium; -10% below, min. 22.5
7575	No premium; - 15% below, acceptable limits 21.5-23.5	8245	No premium; - \$110.00 per tenth below 23.5
<b>22.5-24 BRIX</b>		<b>23.5-24.5 BRIX</b>	
7610	No premium; - 10% below, acceptable limits 21-24	8305	No premium; - 10% above or below
7615	No premium; - 10% below, acceptable limits 22-24	<b>23.5-25 BRIX</b>	
7620	No premium; - 10% above or below	8320	No premium; -20% to 22, -30% below 22, -20% above 25
7640	No premium; - 15% above or below, acceptable limits 20.9-30	<b>23.5-26.5 BRIX</b>	
7650	No premium; - 15% below, acceptable limits 21.5-24	8345	No premium; - 10% above or below
7655	No premium; - 15% below, acceptable limits 22-24	<b>23.7-24.5 BRIX</b>	
7680	+ 10% to 25, + 5% over 25, -20% min. 21	8350	No premium, -10% above or below
<b>22.5-24.5 BRIX</b>		<b>24-25 BRIX</b>	
7730	No premium; - 10% below, min. acceptance 21.5	8355	No premium; -25% below
7735	No premium; - 10% below, acceptable limits 21.5-24.5	<b>25 BRIX</b>	
7740	No premium; - 10% below, acceptable limits 22-24.5	8370	+ \$100 per degree above
7745	No premium; - 10% above or below	<b>25.5-30 BRIX</b>	
7752	No premium; - 10% above and below, acceptable limits 22-25	8380	No premium; - 10% above or below
7760	No premium; - 20% to 22, -30% below 22, -20% above 24.5		



**TABLE 9: TONS OF GRAPES CRUSHED TO GROWERS' ACCOUNTS BY CALIFORNIA PROCESSORS  
FROM THE 1997 CROP BY TYPE, VARIETY, AND REPORTING DISTRICT WHERE GROWN, WITH COMPARISONS**

Type & Variety	1	2	3	4	5	6	7	8	9	10
	----- Tons -----									
<b>RAISIN GRAPES:</b>										
THOMPSON SEEDLESS	0.0	0.0	0.0	0.0	0.0	0.0	0.0	0.0	0.0	0.0
TOTAL RAISIN	0.0	0.0	0.0	0.0	0.0	0.0	0.0	0.0	0.0	0.0
<b>WINE GRAPES (WHITE):</b>										
CHARDONNAY	806.2	0.0	92.5	416.1	49.6	47.2	829.9	662.5	0.0	6.8
CHENIN BLANC	0.0	0.0	0.0	0.0	0.0	0.0	870.9	0.0	0.0	0.0
FRENCH COLOMBARD	0.0	0.0	0.0	0.0	0.0	0.0	541.7	0.0	0.0	0.0
GEWURZTRAMINER	5.2	0.0	0.0	0.0	0.0	0.0	50.3	0.0	0.0	0.0
GRAY RIESLING	0.0	0.0	0.0	0.0	0.0	0.0	0.0	0.0	0.0	0.0
MALVASIA BIANCA	0.0	0.0	0.0	0.0	0.0	0.0	1.9	0.0	0.0	0.0
MARSANNE	0.0	0.0	0.0	0.0	0.0	0.0	0.0	0.0	0.0	0.0
MUSCAT BLANC/M CANELLI	5.4	0.0	0.0	0.0	0.0	0.0	12.3	0.0	0.0	0.0
MUSCAT OF ALEXANDRIA	0.0	0.0	0.0	0.0	0.0	0.0	0.0	0.0	0.0	0.0
PALOMINO/G CHASSELAS	0.0	0.0	0.0	0.0	0.0	0.0	0.0	0.0	0.0	0.0
PINOT BLANC	0.0	0.0	0.0	37.8	0.0	0.0	196.7	5.2	0.0	0.0
PINOT GRIS	0.0	0.0	0.0	2.5	0.0	0.0	0.0	12.0	0.0	0.0
SAUVIGNON BLANC	59.6	0.0	58.7	83.4	0.0	3.2	712.3	785.4	0.0	0.0
SAUVIGNON VERT	0.0	0.0	0.0	0.0	0.0	0.0	0.0	0.0	0.0	0.0
SEMILLON	15.2	0.0	0.0	51.4	0.0	0.0	0.0	0.0	0.0	0.0
VIOGNIER	41.4	0.0	0.0	0.0	0.0	0.0	0.3	0.0	0.0	0.0
WHITE RIESLING	36.2	0.0	0.0	0.0	0.0	0.0	687.9	0.0	0.0	0.0
OTHER WHITE <u>1/</u>	0.0	0.0	0.0	0.0	0.0	0.0	48.6	31.7	0.0	0.0
TOTAL WHITE	969.2	0.0	151.2	591.2	49.6	50.4	3,952.8	1,496.8	0.0	6.8
<b>WINE GRAPES (RED):</b>										
BARBERA	0.0	0.0	0.0	0.0	0.0	0.0	0.0	21.6	0.0	0.0
CABERNET FRANC	0.0	0.0	10.3	26.5	0.0	0.0	172.9	53.9	0.0	0.0
CABERNET SAUVIGNON	365.8	0.0	118.0	528.5	0.0	0.9	327.7	297.7	0.0	4.1
CARIGNANE	61.3	0.0	0.0	0.0	0.0	0.0	0.0	0.0	0.0	0.0
CARNELIAN	0.0	0.0	0.0	0.0	0.0	0.0	0.0	0.0	0.0	0.0
CHARBONO	0.0	0.0	0.0	0.0	0.0	0.0	0.0	0.0	0.0	0.5
DOLCETTO	0.0	0.0	0.0	28.4	0.0	0.0	0.0	0.0	0.0	0.0
GAMAY (NAPA)	0.0	0.0	0.0	1.1	0.0	0.0	417.9	26.7	0.0	0.0
GRENACHE	0.0	0.0	0.0	0.0	0.0	0.0	196.6	0.0	0.0	0.0
MALBEC	0.0	0.0	0.0	5.1	0.0	0.0	0.0	0.0	0.0	0.0
MATARO/MOURVEDRE	0.0	0.0	0.0	0.0	0.0	0.0	4.0	0.0	0.0	0.0
MERLOT	51.8	0.0	270.3	282.3	11.8	287.3	77.9	139.5	0.0	0.0
MISSION	0.0	0.0	0.0	0.0	0.0	0.0	0.0	0.0	0.0	0.0
NEBBIOLO	0.0	0.0	0.0	0.0	0.0	0.0	0.0	0.0	0.0	0.0
PETIT VERDOT	0.0	0.0	0.6	6.5	0.0	0.0	0.0	0.0	0.0	0.0
PETITE SIRAH	0.0	0.0	5.5	6.0	0.0	2.0	246.4	8.9	0.0	0.0
PINOT NOIR	0.0	0.0	30.0	17.9	0.0	24.3	419.6	19.4	0.0	0.0
PINOT ST GEORGE	0.0	0.0	0.0	0.0	0.0	0.0	8.8	0.0	0.0	0.0
RUBIRED	0.0	0.0	0.0	0.0	0.0	0.0	0.0	0.0	0.0	0.0
RUBY CABERNET	0.0	0.0	0.0	5.3	0.0	0.0	0.0	0.0	0.0	0.0
SANGIOVETO/SANGIOVESE	2.5	0.0	14.6	26.5	0.0	0.0	21.6	10.2	0.0	18.4
SOUZAO	0.0	0.0	0.0	0.0	0.0	0.0	0.0	0.0	0.0	0.0
SYRAH/FRENCH SYRAH-SHIRAZ	0.0	0.0	48.5	10.9	2.5	9.8	47.6	75.4	0.0	2.5
VALDEPENAS	0.0	0.0	0.0	0.0	0.0	0.0	0.0	0.0	0.0	0.0
ZINFANDEL	107.3	0.0	137.6	74.9	0.0	0.0	644.1	86.0	0.0	23.6
OTHER RED <u>1/</u>	0.0	0.0	0.0	4.0	0.0	0.0	0.0	0.0	0.0	14.9
TOTAL RED	588.7	0.0	635.4	1,023.9	14.3	324.3	2,585.1	739.3	0.0	64.0
<b>TOTAL WINE</b>	1,557.9	0.0	786.6	1,615.1	63.9	374.7	6,537.9	2,236.1	0.0	70.8
<b>TOTAL ALL VARIETIES</b>	1,557.9	0.0	786.6	1,615.1	63.9	374.7	6,537.9	2,236.1	0.0	70.8

**TABLE 9: TONS OF GRAPES CRUSHED TO GROWERS' ACCOUNTS BY CALIFORNIA PROCESSORS  
FROM THE 1997 CROP BY TYPE, VARIETY, AND REPORTING DISTRICT WHERE GROWN, WITH COMPARISONS (CONT'D.)**

Type & Variety	11	12	13	14	15	16	17	1997 State Total	1996 State Total
	----- Tons -----								
<b>RAISIN GRAPES:</b>									
THOMPSON SEEDLESS	0.0	151.7	2,151.0	0.0	0.0	0.0	0.0	2,302.7	2,604.8
TOTAL RAISIN	0.0	151.7	2,151.0	0.0	0.0	0.0	0.0	2,302.7	2,604.8
<b>WINE GRAPES (WHITE):</b>									
CHARDONNAY	131.6	162.1	131.5	0.0	0.0	0.0	0.0	3,336.0	2,338.4
CHENIN BLANC	204.1	0.0	316.1	0.0	0.0	0.0	0.0	1,391.1	4,428.7
FRENCH COLOMBARD	151.0	657.2	6,135.3	199.6	0.0	0.0	0.0	7,684.8	4,960.2
GEWURZTRAMINER	0.0	0.0	0.0	0.0	0.0	0.0	0.0	55.5	23.5
GRAY RIESLING	0.0	0.0	0.0	0.0	0.0	0.0	0.0	0.0	5.6
MALVASIA BIANCA	0.0	0.0	0.0	0.0	0.0	0.0	0.0	1.9	0.0
MARSANNE	0.0	0.0	0.0	0.0	0.0	0.0	0.0	0.0	0.5
MUSCAT BLANC/M CANELLI	0.0	0.0	168.4	0.0	0.0	0.0	0.0	186.1	52.3
MUSCAT OF ALEXANDRIA	0.0	0.0	0.0	1,695.0	0.0	0.0	0.0	1,695.0	0.0
PALOMINO/G CHASSELAS	7.5	74.9	0.0	0.0	0.0	0.0	0.0	82.4	0.0
PINOT BLANC	0.0	0.0	0.0	0.0	0.0	0.0	0.0	239.7	160.6
PINOT GRIS	0.0	0.0	0.0	72.2	0.0	0.0	0.0	86.7	0.9
SAUVIGNON BLANC	24.0	0.0	0.0	0.0	0.0	0.0	0.0	1,726.6	169.6
SAUVIGNON VERT	0.0	0.0	0.0	0.0	0.0	0.0	0.0	0.0	1.0
SEMILLON	0.0	0.0	55.8	0.0	0.0	0.0	84.3	206.7	90.5
VIOGNIER	0.0	0.0	11.0	0.0	0.0	0.0	0.0	52.7	8.4
WHITE RIESLING	0.0	0.0	0.0	0.0	0.0	0.0	0.0	724.1	242.1
OTHER WHITE <sup>1/</sup>	41.4	15,721.1	15,826.7	696.0	0.0	0.0	0.0	32,365.5	1.7
TOTAL WHITE	559.6	16,615.3	22,644.8	2,662.8	0.0	0.0	84.3	49,834.8	12,484.0
<b>WINE GRAPES (RED):</b>									
BARBERA	0.0	31.8	44.4	0.0	0.0	0.0	0.0	97.8	0.4
CABERNET FRANC	0.0	0.0	0.0	0.0	0.0	0.0	0.0	263.6	178.6
CABERNET SAUVIGNON	78.6	90.7	0.0	0.0	0.0	0.0	0.0	1,812.0	2,119.5
CARIGNANE	191.2	70.8	602.2	0.0	0.0	0.0	0.0	925.5	636.4
CARNELIAN	0.0	0.0	45.9	0.0	0.0	0.0	0.0	45.9	0.0
CHARBONO	0.0	0.0	0.0	0.0	0.0	0.0	0.0	0.5	0.0
DOLCETTO	0.0	0.0	0.0	0.0	0.0	0.0	0.0	28.4	0.4
GAMAY (NAPA)	0.0	0.0	0.0	0.0	0.0	0.0	0.0	445.7	97.1
GRENACHE	0.0	0.0	0.0	0.0	0.0	8.0	0.0	204.6	0.0
MALBEC	0.0	0.0	0.0	0.0	0.0	0.0	0.0	5.1	0.0
MATARO/MOURVEDRE	0.0	0.0	0.0	0.0	0.0	0.0	0.0	4.0	5.5
MERLOT	250.7	327.9	38.5	0.0	0.0	0.0	0.0	1,738.0	1,456.0
MISSION	0.0	40.9	0.0	0.0	0.0	20.0	0.0	60.9	0.0
NEBBIOLO	0.0	0.0	0.0	0.0	0.0	8.2	0.0	8.2	6.6
PETIT VERDOT	0.0	0.0	0.0	0.0	0.0	0.0	0.0	7.1	3.4
PETITE SIRAH	2.4	0.0	0.0	23.0	0.0	0.0	0.0	294.2	30.4
PINOT NOIR	0.0	0.0	0.0	0.0	0.0	0.0	0.0	511.2	320.9
PINOT ST GEORGE	0.0	0.0	0.0	0.0	0.0	0.0	0.0	8.8	0.0
RUBIRED	56.9	2,268.5	865.0	3,339.1	0.0	0.0	0.0	6,529.5	2,434.4
RUBY CABERNET	0.0	0.0	115.7	0.0	0.0	0.0	0.0	121.0	439.3
SANGIOVETO/SANGIOVESE	47.7	201.0	98.3	0.0	0.0	0.0	71.9	512.7	425.6
SOUZAO	0.0	0.0	0.0	0.0	0.0	0.0	0.0	0.0	11.0
SYRAH/FRENCH SYRAH-SHIRAZ	132.3	98.4	0.0	0.0	0.0	0.0	0.0	427.9	28.6
VALDEPENAS	0.0	259.9	0.0	0.0	0.0	0.0	0.0	259.9	0.0
ZINFANDEL	546.5	1,136.6	86.5	0.0	0.8	10.0	79.0	2,932.9	1,559.2
OTHER RED <sup>1/</sup>	0.0	0.0	10.1	0.0	0.0	0.0	0.0	29.0	20.5
TOTAL RED	1,306.3	4,526.5	1,906.6	3,362.1	0.8	46.2	150.9	17,274.4	9,773.8
<b>TOTAL WINE</b>	1,865.9	21,141.8	24,551.4	6,024.9	0.8	46.2	235.2	67,109.2	22,257.8
<b>TOTAL ALL VARIETIES</b>	1,865.9	21,293.5	26,702.4	6,024.9	0.8	46.2	235.2	69,411.9	24,862.6

<sup>1/</sup> Other categories include minor varieties as well as mixed varieties.

**TABLE 10: WEIGHTED AVERAGE GROWER RETURNS PER TON DELIVERED BASIS NON-RELATED PURCHASE FOR  
WINE, CONCENTRATE, JUICE, VINEGAR, AND BEVERAGE BRANDY BY CALIFORNIA PROCESSORS  
FROM THE 1997 CROP BY TYPE, VARIETY, AND REPORTING DISTRICT WHERE GROWN, WITH COMPARISONS**

Type and Variety	1	2	3	4	5	6	7	8	9	10
	----- DOLLARS -----									
<b>RAISIN GRAPES:</b>										
BLACK CORINTH (ZANTES)	0.00	0.00	0.00	0.00	0.00	0.00	0.00	0.00	0.00	0.00
CANNER	0.00	0.00	0.00	0.00	0.00	0.00	0.00	0.00	0.00	0.00
FIESTA	0.00	0.00	0.00	0.00	0.00	0.00	0.00	0.00	0.00	0.00
SULTANAS	0.00	0.00	0.00	0.00	0.00	0.00	0.00	0.00	0.00	0.00
THOMPSON SEEDLESS	0.00	0.00	0.00	0.00	0.00	0.00	0.00	120.00	0.00	0.00
OTHER RAISIN <u>1/</u>	0.00	0.00	0.00	0.00	0.00	0.00	0.00	0.00	0.00	0.00
TOTAL RAISIN	0.00	0.00	0.00	0.00	0.00	0.00	0.00	120.00	0.00	0.00
<b>TABLE GRAPES:</b>										
BEAUTY SLD/BLK BEAUTY	0.00	0.00	0.00	0.00	0.00	0.00	0.00	0.00	0.00	0.00
BLACK MONUKKA	0.00	0.00	0.00	0.00	0.00	0.00	0.00	0.00	0.00	0.00
BLACK PRINCE/ROSE OF PERU	0.00	0.00	0.00	0.00	0.00	400.00	0.00	0.00	0.00	0.00
BLACK SEEDLESS	0.00	0.00	0.00	0.00	0.00	0.00	0.00	0.00	0.00	0.00
CARDINAL	0.00	0.00	0.00	0.00	0.00	0.00	0.00	0.00	0.00	0.00
CHRISTMAS ROSE	0.00	0.00	0.00	0.00	0.00	0.00	0.00	0.00	0.00	0.00
EMPERATRIZ	0.00	0.00	0.00	0.00	0.00	0.00	0.00	0.00	0.00	0.00
EMPEROR	0.00	0.00	0.00	0.00	0.00	0.00	0.00	0.00	0.00	0.00
EXOTIC	0.00	0.00	0.00	0.00	0.00	0.00	0.00	0.00	0.00	0.00
FANTASY	0.00	0.00	0.00	0.00	0.00	0.00	0.00	0.00	0.00	0.00
FLAME SEEDLESS	0.00	0.00	0.00	0.00	0.00	0.00	0.00	0.00	0.00	0.00
FLAME TOKAY	0.00	0.00	0.00	0.00	0.00	800.00	0.00	0.00	0.00	0.00
GOLDEN MUSCAT	0.00	0.00	0.00	0.00	0.00	0.00	0.00	0.00	0.00	0.00
ITALIA	0.00	0.00	0.00	0.00	0.00	0.00	0.00	0.00	0.00	0.00
PERLETTE	0.00	0.00	0.00	0.00	0.00	0.00	0.00	0.00	0.00	0.00
QUEEN	0.00	0.00	0.00	0.00	0.00	0.00	0.00	0.00	0.00	0.00
RED GLOBE/ROSE-ITO	0.00	0.00	0.00	0.00	0.00	0.00	0.00	0.00	0.00	0.00
RED MALAGA	0.00	0.00	0.00	0.00	0.00	0.00	0.00	0.00	0.00	0.00
RED SEEDLESS	0.00	0.00	0.00	0.00	0.00	0.00	0.00	0.00	0.00	0.00
RIBIER	0.00	0.00	0.00	0.00	0.00	0.00	0.00	0.00	0.00	0.00
RUBY SEEDLESS/KING RUBY	0.00	0.00	0.00	0.00	0.00	0.00	0.00	0.00	0.00	0.00
SUPERIOR SEEDLESS	0.00	0.00	0.00	0.00	0.00	0.00	0.00	0.00	0.00	0.00
WHITE MALAGA	0.00	0.00	0.00	0.00	0.00	0.00	0.00	0.00	0.00	0.00
OTHER TABLE <u>1/</u>	0.00	0.00	0.00	0.00	0.00	0.00	0.00	0.00	0.00	0.00
TOTAL TABLE	0.00	0.00	0.00	0.00	0.00	413.70	0.00	0.00	0.00	0.00
<b>WINE GRAPES (WHITE):</b>										
BURGER	550.00	0.00	554.29	0.00	0.00	0.00	0.00	0.00	0.00	0.00
CHARDONNAY	1,596.44	1,477.69	1,656.93	1,738.98	1,347.44	1,473.44	1,455.06	1,546.45	929.98	1,207.93
CHASSELAS DORE	0.00	0.00	250.00	0.00	0.00	0.00	0.00	0.00	0.00	0.00
CHENIN BLANC	740.19	724.87	598.22	811.28	617.56	606.46	860.60	595.74	336.92	362.39
EMERALD RIESLING	0.00	0.00	0.00	0.00	0.00	0.00	0.00	0.00	0.00	0.00
FEHER SZAGOS	0.00	0.00	0.00	0.00	0.00	0.00	0.00	0.00	0.00	0.00
FLORA	750.00	0.00	0.00	1,304.00	0.00	0.00	0.00	0.00	0.00	0.00
FRENCH COLOMBARD	719.05	0.00	532.53	553.28	690.00	0.00	898.64	0.00	226.30	0.00
GEWURZTRAMINER	977.55	0.00	975.62	711.85	0.00	841.20	871.55	761.76	0.00	784.21
GRAY RIESLING	0.00	0.00	1,005.70	600.00	600.00	0.00	0.00	547.06	0.00	0.00
GRECO	0.00	0.00	0.00	0.00	0.00	0.00	1,500.00	0.00	0.00	0.00
GREEN HUNGARIAN	0.00	0.00	0.00	0.00	400.00	0.00	0.00	0.00	0.00	0.00
INZOLIA	0.00	0.00	0.00	0.00	0.00	0.00	1,200.00	0.00	0.00	0.00
KLEINBERGER	0.00	0.00	1,400.00	0.00	0.00	0.00	0.00	0.00	0.00	0.00
MALVASIA BIANCA	0.00	0.00	0.00	900.00	0.00	0.00	833.01	0.00	0.00	0.00
MARSANNE	0.00	0.00	0.00	0.00	0.00	1,363.27	1,200.00	0.00	0.00	892.45
MELON	0.00	0.00	929.07	0.00	0.00	0.00	0.00	0.00	0.00	0.00
MONTONICO	0.00	0.00	0.00	0.00	0.00	0.00	1,000.00	0.00	0.00	0.00
MUSCADELLE	0.00	0.00	1,000.00	0.00	0.00	0.00	0.00	0.00	0.00	0.00
MUSCAT BLANC/M CANELLI	1,102.85	1,005.20	1,340.25	789.16	0.00	1,032.05	710.77	742.30	626.32	840.46
MUSCAT OF ALEXANDRIA	0.00	0.00	0.00	0.00	0.00	0.00	0.00	0.00	0.00	550.00
MUSCAT ORANGE	0.00	0.00	1,650.00	0.00	0.00	0.00	2,217.90	921.33	650.00	678.78
PALOMINO/G CHASSELAS	0.00	0.00	0.00	0.00	0.00	283.10	0.00	0.00	0.00	0.00
PEDRO XIMENES	0.00	0.00	0.00	0.00	0.00	0.00	0.00	0.00	0.00	0.00
PINOT BLANC	1,146.69	0.00	1,120.55	1,392.98	0.00	1,051.69	1,003.66	1,440.60	0.00	0.00
PINOT GRIS	1,225.86	0.00	1,496.58	1,342.24	0.00	1,425.55	1,339.05	1,129.11	0.00	1,118.97
ROUSANNE	1,811.83	0.00	0.00	0.00	0.00	1,525.00	1,500.00	1,688.99	0.00	842.47
SAUVIGNON BLANC	1,028.91	865.10	1,081.98	1,141.61	632.90	681.57	997.87	821.04	612.37	729.09
SAUVIGNON MUSQUE	0.00	0.00	0.00	1,138.14	0.00	0.00	0.00	0.00	0.00	0.00
SAUVIGNON VERT	0.00	0.00	481.67	1,100.00	0.00	0.00	0.00	0.00	0.00	0.00
SEMILLON	921.72	940.44	1,127.17	1,153.76	0.00	1,442.47	873.19	638.63	0.00	576.45
ST. EMILION (UGNI BLANC)	0.00	0.00	0.00	0.00	0.00	0.00	0.00	0.00	0.00	0.00
SYLVANER	0.00	0.00	0.00	0.00	0.00	0.00	0.00	750.27	0.00	0.00
SYMPHONY	0.00	0.00	435.00	0.00	315.00	0.00	0.00	0.00	322.67	0.00
TOCAI FRIULANO	0.00	0.00	0.00	0.00	0.00	1,332.55	1,366.39	1,400.00	0.00	0.00
VERNACCIA	0.00	0.00	0.00	0.00	0.00	0.00	1,500.00	0.00	0.00	0.00
VIOGNIER	1,730.41	1,583.77	1,593.53	1,498.63	1,000.00	1,481.66	1,461.07	1,489.61	0.00	947.46
WHITE RIESLING	871.13	675.25	908.24	991.67	0.00	650.00	806.71	688.59	0.00	525.00
OTHER WHITE <u>1/</u>	648.16	0.00	716.52	600.00	0.00	1,526.42	1,485.32	0.00	1,000.00	850.00
TOTAL WHITE	1,384.32	946.92	1,512.90	1,541.89	1,136.94	1,436.79	1,260.33	1,331.71	641.43	1,013.58

**TABLE 10: WEIGHTED AVERAGE GROWER RETURNS PER TON DELIVERED BASIS NON-RELATED PURCHASE FOR  
WINE, CONCENTRATE, JUICE, VINEGAR, AND BEVERAGE BRANDY BY CALIFORNIA PROCESSORS  
FROM THE 1997 CROP BY TYPE, VARIETY, AND REPORTING DISTRICT WHERE GROWN, WITH COMPARISONS**

Type and Variety	11	12	13	14	15	16	17	1997 State Total	1996 State Total 2/	
	-----DOLLARS-----									
<b>RAISIN GRAPES:</b>										
BLACK CORINTH (ZANTES)	0.00	0.00	176.11	184.00	0.00	0.00	0.00	176.36	---	
CANNER	68.00	92.00	30.00	0.00	0.00	0.00	0.00	56.95	---	
FIESTA	0.00	0.00	194.65	0.00	0.00	0.00	0.00	194.65	---	
SULTANAS	0.00	0.00	175.46	0.00	0.00	0.00	0.00	175.46	---	
THOMPSON SEEDLESS	0.00	182.94	185.63	181.62	0.00	205.00	0.00	185.11	---	
OTHER RAISIN 1/	0.00	0.00	185.00	0.00	0.00	0.00	0.00	185.00	---	
<b>TOTAL RAISIN</b>	<b>68.00</b>	<b>174.07</b>	<b>185.50</b>	<b>181.62</b>	<b>0.00</b>	<b>205.00</b>	<b>0.00</b>	<b>184.89</b>	<b>---</b>	
<b>TABLE GRAPES:</b>										
BEAUTY SLDS/BLK BEAUTY	0.00	0.00	175.00	0.00	0.00	0.00	0.00	175.00	---	
BLACK MONUKKA	0.00	0.00	177.60	0.00	0.00	0.00	0.00	177.60	---	
BLACK PRINCE/ROSE OF PERU	0.00	0.00	0.00	0.00	300.00	0.00	0.00	339.72	---	
BLACK SEEDLESS	0.00	0.00	0.00	154.00	0.00	0.00	0.00	154.00	---	
CARDINAL	0.00	0.00	0.00	131.95	0.00	0.00	0.00	131.95	---	
CHRISTMAS ROSE	0.00	0.00	0.00	122.79	0.00	0.00	0.00	122.79	---	
EMPERATRIZ	0.00	0.00	0.00	127.24	0.00	0.00	0.00	127.24	---	
EMPEROR	0.00	0.00	109.73	0.00	0.00	0.00	0.00	109.73	---	
EXOTIC	0.00	0.00	0.00	157.53	0.00	0.00	0.00	157.53	---	
FANTASY	0.00	0.00	110.00	145.79	0.00	0.00	0.00	140.17	---	
FLAME SEEDLESS	0.00	0.00	172.90	159.58	0.00	205.00	0.00	174.84	---	
FLAME TOKAY	186.35	0.00	0.00	0.00	0.00	0.00	0.00	186.36	---	
GOLDEN MUSCAT	500.00	0.00	0.00	131.95	0.00	0.00	0.00	146.39	---	
ITALIA	0.00	0.00	150.00	0.00	0.00	0.00	0.00	150.00	---	
PERLETTE	0.00	0.00	0.00	151.26	0.00	205.00	0.00	152.90	---	
QUEEN	0.00	0.00	0.00	150.57	0.00	0.00	0.00	150.57	---	
RED GLOBE/ROSE-ITO	0.00	0.00	101.91	126.30	0.00	0.00	0.00	125.62	---	
RED MALAGA	0.00	0.00	94.26	0.00	0.00	0.00	0.00	94.26	---	
RED SEEDLESS	0.00	0.00	0.00	128.70	0.00	0.00	0.00	128.70	---	
RIBIER	0.00	185.00	185.18	150.00	0.00	0.00	0.00	167.28	---	
RUBY SEEDLESS/KING RUBY	0.00	161.00	147.79	158.25	0.00	0.00	0.00	153.02	---	
SUPERIOR SEEDLESS	0.00	0.00	0.00	176.09	0.00	0.00	0.00	176.09	---	
WHITE MALAGA	0.00	0.00	173.48	181.89	175.00	0.00	0.00	176.05	---	
OTHER TABLE 1/	0.00	138.00	162.38	155.05	189.44	0.00	0.00	160.98	---	
<b>TOTAL TABLE</b>	<b>186.36</b>	<b>164.45</b>	<b>163.43</b>	<b>155.93</b>	<b>190.05</b>	<b>205.00</b>	<b>0.00</b>	<b>168.83</b>	<b>---</b>	
<b>WINE GRAPES (WHITE):</b>										
BURGER	199.42	0.00	175.00	181.49	180.49	0.00	0.00	192.38	---	
CHARDONNAY	774.09	750.62	646.61	866.47	1,500.00	1,119.50	840.31	1,195.48	---	
CHASSELAS DORE	0.00	0.00	0.00	0.00	175.00	0.00	0.00	205.91	---	
CHENIN BLANC	352.25	271.75	225.02	222.33	0.00	600.00	452.28	271.91	---	
EMERALD RIESLING	0.00	0.00	202.50	195.66	0.00	0.00	0.00	196.26	---	
FEHER SZAGOS	0.00	0.00	180.03	0.00	0.00	0.00	0.00	180.03	---	
FLORA	0.00	0.00	0.00	0.00	0.00	0.00	0.00	1,199.06	---	
FRENCH COLOMBARD	263.91	220.52	198.26	198.03	0.00	0.00	271.67	207.51	---	
GEWURZTRAMINER	0.00	0.00	0.00	0.00	0.00	0.00	0.00	905.00	---	
GRAY RIESLING	224.20	0.00	0.00	0.00	0.00	0.00	0.00	410.75	---	
GRECO	0.00	0.00	0.00	0.00	0.00	0.00	0.00	1,500.00	---	
GREEN HUNGARIAN	0.00	225.00	0.00	205.81	0.00	0.00	0.00	216.01	---	
INZOLIA	0.00	0.00	0.00	0.00	0.00	0.00	0.00	1,200.00	---	
KLEINBERGER	0.00	0.00	0.00	0.00	0.00	0.00	0.00	1,400.00	---	
MALVASIA BIANCA	300.00	300.61	255.43	243.66	0.00	0.00	0.00	289.15	---	
MARSHANNE	0.00	0.00	0.00	0.00	0.00	0.00	0.00	1,238.62	---	
MELON	0.00	0.00	0.00	0.00	0.00	0.00	0.00	929.07	---	
MONTONICO	0.00	0.00	0.00	0.00	0.00	0.00	0.00	1,000.00	---	
MUSCADELLE	0.00	0.00	0.00	0.00	0.00	0.00	0.00	1,000.00	---	
MUSCAT BLANC/M CANELLI	454.95	450.00	361.45	330.00	0.00	751.00	0.00	495.18	---	
MUSCAT OF ALEXANDRIA	0.00	225.00	227.73	227.55	0.00	650.00	0.00	227.72	---	
MUSCAT ORANGE	550.00	483.83	453.39	0.00	0.00	0.00	0.00	660.60	---	
PALOMINO/G CHASSELAS	155.04	180.07	181.72	0.00	175.00	175.00	0.00	182.96	---	
PEDRO XIMENES	0.00	0.00	0.00	0.00	175.00	0.00	0.00	175.00	---	
PINOT BLANC	0.00	0.00	0.00	0.00	0.00	959.83	0.00	1,148.37	---	
PINOT GRIS	800.00	0.00	0.00	0.00	0.00	0.00	0.00	1,305.31	---	
ROUSANNE	0.00	0.00	0.00	0.00	0.00	1,457.00	0.00	1,591.53	---	
SAUVIGNON BLANC	581.44	460.63	370.05	305.55	0.00	702.52	580.31	770.91	---	
SAUVIGNON MUSQUE	0.00	0.00	0.00	0.00	0.00	0.00	0.00	1,138.14	---	
SAUVIGNON VERT	0.00	0.00	0.00	0.00	0.00	0.00	0.00	551.89	---	
SEMILLON	426.89	384.34	307.60	180.00	0.00	400.00	570.00	544.69	---	
ST. EMILION (UGNI BLANC)	0.00	0.00	221.64	600.00	0.00	0.00	0.00	226.69	---	
SYLVANER	0.00	0.00	0.00	0.00	0.00	0.00	0.00	750.27	---	
SYMPHONY	336.21	400.00	278.41	400.00	0.00	0.00	315.00	305.89	---	
TOCAI FRIULANO	0.00	0.00	0.00	0.00	0.00	0.00	0.00	1,346.34	---	
VERNACCIA	0.00	0.00	0.00	0.00	0.00	0.00	0.00	1,500.00	---	
VIOGNIER	1,109.77	0.00	1,086.09	0.00	0.00	1,479.83	1,220.00	1,346.15	---	
WHITE RIESLING	400.00	0.00	0.00	0.00	0.00	680.70	0.00	804.72	---	
OTHER WHITE 1/	0.00	165.00	162.54	143.42	175.00	0.00	0.00	174.91	---	
<b>TOTAL WHITE</b>	<b>574.56</b>	<b>345.68</b>	<b>223.35</b>	<b>224.12</b>	<b>182.73</b>	<b>1,068.97</b>	<b>720.76</b>	<b>516.50</b>	<b>---</b>	

**TABLE 10: WEIGHTED AVERAGE GROWER RETURNS PER TON DELIVERED BASIS NON-RELATED PURCHASE FOR  
WINE, CONCENTRATE, JUICE, VINEGAR, AND BEVERAGE BRANDY BY CALIFORNIA PROCESSORS  
FROM THE 1997 CROP BY TYPE, VARIETY, AND REPORTING DISTRICT WHERE GROWN, WITH COMPARISONS**

Type and Variety	1	2	3	4	5	6	7	8	9	10
	----- DOLLARS -----									
<b>WINE GRAPES (RED):</b>										
AGLIANICO	0.00	0.00	0.00	0.00	0.00	0.00	0.00	0.00	0.00	1,050.00
ALEATICO	0.00	0.00	1,400.00	2,164.79	0.00	0.00	0.00	600.00	0.00	0.00
ALICANTE BOUSCHET	1,000.00	0.00	1,437.45	0.00	800.00	639.49	0.00	0.00	0.00	850.00
ALVARELHAO	0.00	0.00	0.00	0.00	0.00	0.00	0.00	0.00	0.00	925.00
AMERICA	0.00	0.00	0.00	0.00	0.00	0.00	0.00	0.00	0.00	925.00
ARAMON	0.00	0.00	1,375.00	0.00	0.00	0.00	0.00	0.00	0.00	0.00
BARBERA	1,468.04	0.00	1,824.00	1,500.00	0.00	1,200.00	1,246.00	1,071.31	1,150.00	1,092.61
BLACK MALVOISIE	0.00	0.00	0.00	0.00	0.00	0.00	0.00	0.00	0.00	0.00
CABERNET FRANC	1,321.55	1,571.47	1,800.91	1,943.10	0.00	1,614.56	1,060.86	1,244.30	1,194.64	1,140.43
CABERNET SAUVIGNON	1,679.84	1,348.07	1,771.89	1,982.42	952.53	1,449.25	1,124.83	1,157.12	846.74	1,061.53
CARIGNANE	917.58	0.00	1,084.48	1,007.29	896.17	646.58	1,200.00	1,200.00	0.00	826.55
CARMINE	0.00	0.00	0.00	0.00	0.00	0.00	0.00	0.00	0.00	0.00
CARNELIAN	0.00	0.00	0.00	0.00	0.00	0.00	0.00	0.00	0.00	0.00
CENTURIAN	0.00	0.00	1,500.00	0.00	0.00	0.00	0.00	0.00	0.00	0.00
CHARBONO	1,233.00	0.00	2,000.00	1,458.16	0.00	0.00	0.00	0.00	0.00	926.29
CINSULT	1,850.00	0.00	1,113.79	0.00	0.00	701.47	0.00	0.00	0.00	925.00
COUNOISE	0.00	0.00	0.00	0.00	0.00	0.00	0.00	982.58	0.00	0.00
DOLCETTO	0.00	0.00	1,142.86	1,395.29	1,500.00	1,650.00	1,758.47	813.61	0.00	0.00
EARLY BURGUNDY	600.00	0.00	1,000.00	800.00	850.00	0.00	0.00	125.00	0.00	0.00
FREISA	0.00	0.00	0.00	0.00	0.00	1,400.00	1,496.77	1,000.00	0.00	0.00
GAMAY (NAPA)	1,005.03	961.77	961.07	950.82	864.69	0.00	800.10	701.69	0.00	0.00
GAMAY BEAUJOLAIS	837.54	0.00	0.00	0.00	0.00	0.00	924.99	1,028.37	0.00	0.00
GRENACHE	888.62	0.00	1,143.44	2,000.00	0.00	1,237.22	1,000.54	983.20	227.81	726.77
LAMBRUSCO	0.00	0.00	1,000.00	0.00	0.00	0.00	0.00	0.00	0.00	0.00
MALBEC	0.00	0.00	1,753.62	1,529.67	0.00	1,578.95	1,700.00	1,203.00	1,000.00	1,000.00
MATARO/MOURVEDRE	1,800.00	0.00	1,803.97	1,326.32	0.00	1,067.09	1,300.00	1,174.89	1,000.00	1,176.35
MERLOT	1,706.00	1,568.95	1,793.33	1,944.13	1,460.74	1,496.73	1,361.15	1,360.33	900.86	1,418.03
MEUNIER	1,200.00	0.00	1,254.23	1,350.25	0.00	0.00	0.00	0.00	0.00	0.00
MISSION	0.00	0.00	0.00	0.00	0.00	0.00	0.00	0.00	0.00	332.97
MUSCAT HAMBURG	0.00	0.00	0.00	0.00	0.00	0.00	520.00	0.00	0.00	600.00
NEBBIOLO	0.00	0.00	1,333.33	1,000.00	0.00	1,881.49	1,286.33	1,097.72	0.00	656.25
PETIT VERDOT	1,500.21	0.00	1,744.78	2,147.25	0.00	1,500.00	0.00	1,052.08	0.00	0.00
PETITE SIRAH	1,355.74	942.73	1,580.80	1,590.01	1,162.14	848.75	1,166.31	835.52	891.65	803.40
PFEFFER CABERNET	0.00	0.00	0.00	0.00	0.00	0.00	1,158.89	0.00	0.00	0.00
PINOT NOIR	1,625.70	0.00	1,584.48	1,601.28	1,200.00	1,504.87	1,354.49	1,799.79	0.00	754.90
PINOT ST GEORGE	0.00	0.00	784.34	0.00	0.00	0.00	0.00	0.00	0.00	0.00
PINOTAGE	0.00	0.00	0.00	800.00	0.00	0.00	0.00	0.00	0.00	800.00
PORTUGIESE BLAUER	1,200.00	0.00	1,250.00	600.00	0.00	0.00	0.00	0.00	0.00	1,000.00
PRIMOTIVO	0.00	0.00	2,000.00	0.00	0.00	0.00	1,500.00	0.00	0.00	800.00
REFOSCO/MONDEUSE	0.00	0.00	0.00	0.00	0.00	1,571.88	1,131.99	1,400.00	0.00	0.00
ROYALTY	0.00	0.00	0.00	0.00	0.00	0.00	0.00	0.00	0.00	0.00
RUBIED	0.00	0.00	0.00	0.00	0.00	0.00	600.00	0.00	0.00	0.00
RUBY CABERNET	0.00	0.00	0.00	0.00	0.00	0.00	0.00	0.00	0.00	500.00
SALVADOR	0.00	0.00	0.00	0.00	0.00	0.00	0.00	0.00	0.00	0.00
SANGIOVETO/SANGIOVESE	1,546.33	0.00	1,595.78	1,733.31	1,650.00	1,037.39	1,357.26	1,337.99	865.25	1,009.02
SOUZAO	0.00	0.00	0.00	0.00	0.00	0.00	1,280.54	0.00	0.00	550.00
SYRAH/FRENCH SYRAH-SHIRAZ	1,406.13	1,300.00	1,684.29	1,733.91	983.48	1,234.42	1,217.20	1,424.10	1,198.40	1,096.82
TANNAT	0.00	0.00	1,500.00	0.00	0.00	0.00	0.00	0.00	0.00	0.00
TEMPRANILLO	0.00	0.00	0.00	0.00	0.00	0.00	0.00	0.00	0.00	925.00
TEROLDEGO	0.00	0.00	0.00	0.00	0.00	1,800.00	1,800.00	0.00	0.00	0.00
TINTA CAO	0.00	0.00	0.00	0.00	0.00	0.00	0.00	0.00	0.00	583.89
TOURIGA	0.00	0.00	0.00	0.00	0.00	0.00	0.00	0.00	0.00	691.67
TROUSSEAU	0.00	0.00	0.00	0.00	0.00	0.00	0.00	0.00	0.00	0.00
VALDEPENAS	0.00	0.00	0.00	0.00	0.00	0.00	0.00	0.00	0.00	0.00
ZINFANDEL	1,153.75	739.72	1,442.36	959.14	710.70	1,110.63	882.25	693.34	319.26	796.20
OTHER RED <sup>1/</sup>	1,180.15	0.00	1,911.49	1,000.00	0.00	407.32	1,490.91	125.23	1,000.00	853.61
<b>TOTAL RED</b>	<b>1,374.30</b>	<b>1,260.05</b>	<b>1,651.42</b>	<b>1,770.75</b>	<b>1,086.13</b>	<b>1,266.13</b>	<b>1,205.30</b>	<b>1,130.15</b>	<b>510.83</b>	<b>862.63</b>
<b>TOTAL WINE</b>	<b>1,379.44</b>	<b>1,111.68</b>	<b>1,584.75</b>	<b>1,695.84</b>	<b>1,115.27</b>	<b>1,347.59</b>	<b>1,236.69</b>	<b>1,225.27</b>	<b>564.37</b>	<b>892.28</b>
<b>TOTAL ALL VARIETIES</b>	<b>1,379.44</b>	<b>1,111.68</b>	<b>1,584.75</b>	<b>1,695.84</b>	<b>1,115.27</b>	<b>1,346.48</b>	<b>1,236.69</b>	<b>1,219.40</b>	<b>564.37</b>	<b>892.28</b>

**TABLE 10: WEIGHTED AVERAGE GROWER RETURNS PER TON DELIVERED BASIS NON-RELATED PURCHASE FOR WINE, CONCENTRATE, JUICE, VINEGAR, AND BEVERAGE BRANDY BY CALIFORNIA PROCESSORS FROM THE 1997 CROP BY TYPE, VARIETY, AND REPORTING DISTRICT WHERE GROWN, WITH COMPARISONS**

Type and Variety	11	12	13	14	15	16	17	1997 State Total	1996 State Total 2/
	-----DOLLARS-----								
<b>WINE GRAPES (RED):</b>									
AGLIANICO	0.00	0.00	0.00	0.00	0.00	0.00	0.00	1,050.00	---
ALEATICO	0.00	0.00	410.84	0.00	780.30	0.00	0.00	483.62	---
ALICANTE BOUSCHET	661.53	900.00	323.95	283.74	300.00	300.00	0.00	429.55	---
ALVARELHAO	800.00	0.00	0.00	0.00	0.00	0.00	0.00	820.83	---
AMERICA	0.00	0.00	0.00	0.00	0.00	0.00	0.00	925.00	---
ARAMON	0.00	0.00	0.00	0.00	0.00	0.00	0.00	1,375.00	---
BARBERA	645.87	310.34	293.49	293.71	0.00	1,038.02	0.00	302.66	---
BLACK MALVOISIE	0.00	0.00	0.00	290.15	0.00	0.00	0.00	290.15	---
CABERNET FRANC	734.75	0.00	0.00	900.00	0.00	1,065.44	0.00	1,491.05	---
CABERNET SAUVIGNON	793.17	755.06	650.91	654.84	2,000.00	1,087.47	750.93	1,176.20	---
CARIGNANE	404.72	341.42	293.41	273.77	515.00	399.85	0.00	383.58	---
CARMINE	0.00	0.00	500.00	0.00	0.00	1,000.00	0.00	503.21	---
CARNELIAN	0.00	300.00	309.14	281.72	0.00	0.00	0.00	296.97	---
CENTURIAN	0.00	0.00	303.09	0.00	0.00	0.00	0.00	309.38	---
CHARBONO	0.00	0.00	0.00	0.00	0.00	0.00	0.00	1,388.52	---
CINSAULT	0.00	0.00	0.00	0.00	807.03	0.00	0.00	912.92	---
COUNOISE	0.00	0.00	0.00	0.00	0.00	0.00	0.00	982.58	---
DOLCETTO	0.00	0.00	0.00	0.00	0.00	0.00	0.00	1,307.39	---
EARLY BURGUNDY	0.00	0.00	0.00	0.00	0.00	0.00	0.00	813.73	---
FREISA	0.00	0.00	0.00	0.00	0.00	0.00	0.00	1,309.41	---
GAMAY (NAPA)	565.00	0.00	328.03	325.00	0.00	400.00	350.00	696.61	---
GAMAY BEAUJOLAIS	0.00	0.00	0.00	0.00	0.00	0.00	0.00	952.16	---
GRENAACHE	253.13	265.49	231.45	237.22	511.47	600.00	900.00	243.77	---
LAMBRUSCO	0.00	0.00	0.00	0.00	0.00	0.00	0.00	1,000.00	---
MALBEC	800.00	0.00	0.00	900.00	0.00	0.00	0.00	1,335.04	---
MATARO/MOURVEDRE	750.00	300.00	0.00	0.00	740.76	535.62	0.00	1,028.87	---
MERLOT	855.87	749.95	750.03	688.06	1,500.00	1,144.21	801.87	1,181.42	---
MEUNIER	0.00	0.00	0.00	0.00	0.00	0.00	0.00	1,288.14	---
MISSION	0.00	219.58	223.97	0.00	273.06	175.00	0.00	229.89	---
MUSCAT HAMBURG	0.00	535.32	600.00	0.00	0.00	0.00	0.00	537.98	---
NEBBIOLO	0.00	0.00	0.00	0.00	0.00	945.79	0.00	1,169.47	---
PETIT VERDOT	0.00	0.00	0.00	900.00	0.00	0.00	0.00	1,725.65	---
PETITE SIRAH	744.82	736.15	347.00	398.00	0.00	1,000.00	675.17	965.18	---
PFEFFER CABERNET	0.00	0.00	0.00	0.00	0.00	0.00	0.00	1,158.89	---
PINOT NOIR	0.00	0.00	302.50	0.00	0.00	0.00	0.00	1,533.94	---
PINOT ST GEORGE	0.00	0.00	0.00	0.00	0.00	760.00	0.00	774.53	---
PINOTAGE	0.00	0.00	0.00	0.00	0.00	0.00	0.00	800.00	---
PORTUGIESER BLAUER	0.00	0.00	0.00	0.00	0.00	0.00	0.00	881.35	---
PRIMOTIVO	577.66	0.00	0.00	0.00	0.00	0.00	0.00	728.74	---
REFOSCO/MONDEUSE	0.00	0.00	0.00	0.00	0.00	0.00	0.00	1,231.17	---
ROYALTY	0.00	382.88	345.08	304.21	0.00	0.00	0.00	334.23	---
RUBIRED	374.43	350.00	352.95	360.38	346.00	0.00	0.00	355.31	---
RUBY CABERNET	526.70	455.23	352.78	427.28	0.00	0.00	0.00	385.08	---
SALVADOR	262.50	0.00	300.00	308.75	0.00	0.00	0.00	308.03	---
SANGIOVETO/SANGIOVESE	855.16	0.00	662.32	0.00	0.00	801.97	900.00	1,316.54	---
SOUZAO	800.00	0.00	278.04	0.00	0.00	0.00	0.00	546.78	---
SYRAH/FRENCH SYRAH-SHIRAZ	970.84	0.00	735.77	500.05	0.00	1,263.47	0.00	1,258.11	---
TANNAT	0.00	0.00	0.00	0.00	0.00	0.00	0.00	1,500.00	---
TEMPRANILLO	0.00	550.00	439.97	400.00	0.00	0.00	0.00	422.92	---
TEROLDEGO	0.00	0.00	0.00	0.00	0.00	0.00	0.00	1,800.00	---
TINTA CAO	0.00	0.00	0.00	0.00	0.00	0.00	0.00	583.89	---
TOURIGA	800.00	0.00	0.00	0.00	0.00	0.00	0.00	741.27	---
TROUSSEAU	800.00	0.00	0.00	0.00	0.00	0.00	0.00	800.00	---
VALDEPENAS	299.97	333.64	350.00	364.48	0.00	0.00	0.00	342.67	---
ZINFANDEL	494.02	389.68	365.64	378.28	965.88	514.39	450.67	531.39	---
OTHER RED 1/	340.11	305.54	122.22	155.40	300.00	300.00	0.00	371.65	---
<b>TOTAL RED</b>	<b>610.21</b>	<b>400.36</b>	<b>327.07</b>	<b>379.59</b>	<b>588.57</b>	<b>862.48</b>	<b>688.87</b>	<b>651.06</b>	<b>---</b>
<b>TOTAL WINE</b>	<b>598.02</b>	<b>373.45</b>	<b>269.79</b>	<b>288.62</b>	<b>565.73</b>	<b>1,011.82</b>	<b>711.39</b>	<b>583.97</b>	<b>---</b>
<b>TOTAL ALL VARIETIES</b>	<b>561.59</b>	<b>365.91</b>	<b>232.50</b>	<b>251.56</b>	<b>357.12</b>	<b>723.66</b>	<b>711.39</b>	<b>475.43</b>	<b>---</b>

1/ Other categories include minor varieties as well as mixed varieties.  
2/ Table 10 is new starting with 1997 data.