

**FINAL
GRAPE CRUSH REPORT
1999 CROP**

**CALIFORNIA DEPARTMENT OF FOOD AND AGRICULTURE
SACRAMENTO, CALIFORNIA**

TABLE OF CONTENTS

PAGE

GRAPE CRUSH REPORT OVERVIEW	1
EXPLANATION OF TABLES	4
TABLE 1: Grapes for Crushing: State totals by type and variety, weighted average degrees Brix, and weighted average dollars per ton, 1998-99	6
TABLE 2: Tons of grapes crushed by California processors from the 1999 crop by type, variety, and reporting district where grown, with comparisons	8
TABLE 3: Weighted average degrees Brix for all grapes crushed by California processors from the 1999 crop by type, variety, and reporting district where grown, with comparisons	12
TABLE 4: Tons of grapes purchased for wine, concentrate, juice, vinegar, and beverage brandy, by California processors from the 1999 crop by type, variety, and reporting district where grown, with comparisons	14
TABLE 5: Weighted average degrees Brix for all grapes purchased for wine, concentrate, juice, vinegar, and beverage brandy, by California processors from the 1999 crop by type, variety, and reporting district where grown, with comparisons	18
TABLE 6: Weighted average grower returns per ton, delivered basis, purchased for wine, concentrate, juice, vinegar, and beverage brandy, by California processors from the 1999 crop by type, variety, and reporting district where grown, with comparisons	20
TABLE 7: Tons of grapes purchased by California processors as distilling material other than beverage brandy from the 1999 crop by type and variety, with comparisons	24
TABLE 8: Base price paid to growers for grapes crushed, delivered to California processors, from the 1999 crop, with Brix factors and purchased tonnage, by type, variety, reporting district where grown, and weighted average base price	25
TABLE 8: Supplement - Brix Adjustment Factor	96
TABLE 9: Tons of grapes crushed to growers' accounts by California processors from the 1999 crop by type, variety, and reporting district where grown, with comparisons	100
TABLE 10: Weighted average grower returns per ton, delivered basis, non-related purchase for wine, concentrate, juice, vinegar, and beverage brandy, by California processors from the 1999 crop by type, variety, and reporting district where grown, with comparisons	102

COMPILED AND PUBLISHED BY:

California Agricultural Statistics Service
1220 N Street, Room 243
P.O. Box 942871
Sacramento, CA 94271-0001

Phone: (916) 498-5161 ---- Fax: (916) 498-5186
E-mail: nass-ca@nass.usda.gov ---- Web: www.nass.usda.gov/ca

MARCH 10, 2000

GRAPE CRUSH REPORT OVERVIEW

Information contained in this Report was supplied by processors to fulfill the reporting requirements of Section 55601.5 of the Food and Agriculture Code.

The Final Grape Crush Report includes all grape tonnage crushed during the 1999 season. Changes in tonnage, Brix, and prices from the preliminary report to this final report were due to additional purchased tonnage and prices from reference price contracts that were in effect prior to January 1, 1977 and were priced by February 25, 2000, late reports, and corrections to the original data. Reporting errors by some processors have caused a change in some district/variety entries.

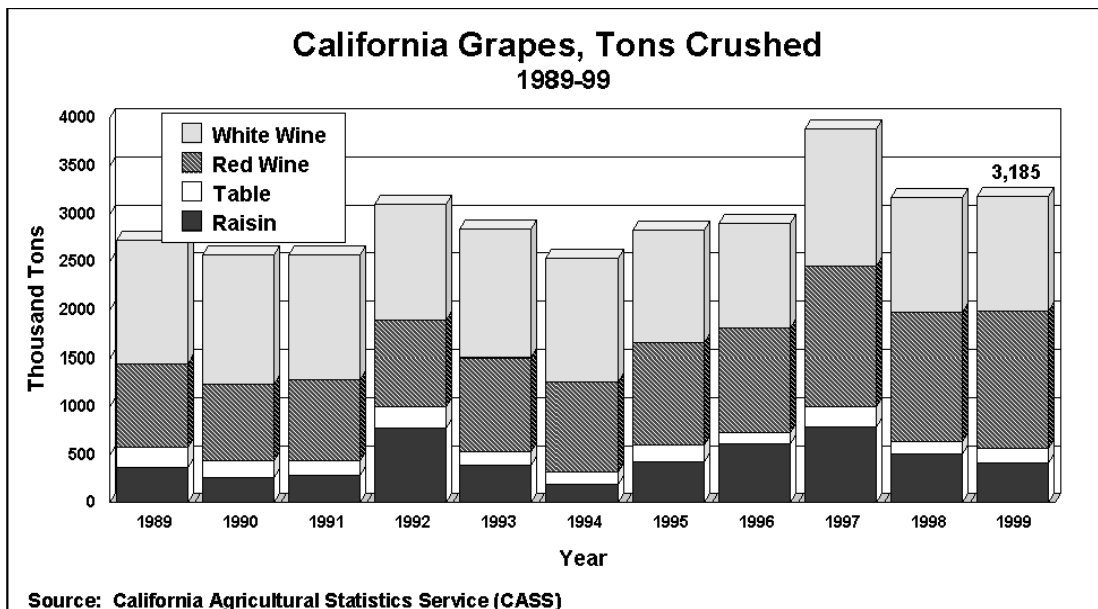
Details of the crushed tonnage, degrees Brix, and weighted average prices were reported by grape type and variety, as well as by grape pricing districts. The 17 districts refer to the area in which the grapes were grown as defined in the Administrative Code. A district map is located on the inside of the front cover. Beginning with the 1996 crop year, Mourvedre variety grapes were combined with Mataro variety grapes.

SUMMARY OF GRAPE TONNAGES AND PRICES

The 1999 crush totaled 3,185,463 tons, up approximately 0.5 percent from the 1998 crush of 3,168,568 tons. Red wine varieties accounted for the largest share of all grapes crushed, at 1,421,758 tons, up 7 percent from 1998. The 1999 white wine variety crush totaled 1,195,073 tons, up slightly from 1998. Tons crushed of raisin type varieties totaled 419,362, down 17 percent from 1998, while tons crushed of table type varieties totaled 149,269, up 10 percent from 1998. (See chart below.)

Beginning this 1999 season, the Grape Crush Report includes the total number of tons crushed that will be marketed as grape concentrate. In determining grape tonnage crushed for concentrate production, each processor was required to report the estimated equivalent tons of grapes crushed that are expected to be marketed as grape concentrate. For the 1999 season, this total was 762,171 tons, nearly one-quarter of the 1999 grape crush total. This report provides only the aggregate figure for grapes crushed for concentrate production and shall not include information by district, type, or variety.

California grape growers received prices in 1999 that were, on average, slightly above the 1998 prices. The 1999 average price of all varieties was \$524.83, up 5 percent from 1998. Average prices for the 1999 crop by type were as follows: red wine grapes, \$648.71, up slightly from 1998; white wine grapes, \$518.32, down slightly; raisin grapes, \$200.32, up 22 percent; and table grapes, \$187.15, up 24 percent. These price levels have not been adjusted for inflation.



California Grape Crush, Tonnage, and Price, 1988-1999

Crop Year	Raisin Type		Table Type		Red Wine Type		White Wine Type		All Types	
	Tons (000)	Price	Tons (000)	Price	Tons (000)	Price	Tons (000)	Price	Tons (000)	Price
1988	415	\$116	312	\$131	760	\$409	1,356	\$238	2,843	\$253
1989	370	\$132	211	\$128	872	\$410	1,272	\$297	2,725	\$297
1990	268	\$126	170	\$127	804	\$355	1,331	\$277	2,573	\$276
1991	284	\$150	157	\$141	840	\$383	1,289	\$319	2,570	\$310
1992	785	\$182	217	\$170	888	\$438	1,209	\$364	3,099	\$325
1993	452	\$152	137	\$147	979	\$430	1,327	\$316	2,895	\$323
1994	239	\$118	123	\$136	936	\$462	1,242	\$317	2,540	\$344
1995	432	\$164	170	\$162	1,052	\$515	1,175	\$351	2,829	\$372
1996	618	\$191	117	\$188	1,079	\$611	1,094	\$469	2,908	\$452
1997	786	\$185	212	\$169	1,461	\$656	1,433	\$546	3,891	\$497
1998	506	\$164	135	\$150	1,333	\$643	1,194	\$521	3,169	\$502
1999	419	\$200	149	\$187	1,422	\$649	1,195	\$518	3,185	\$525

Source: California Agricultural Statistics Service (CASS)

LEADING GRAPE VARIETIES AND DISTRICTS

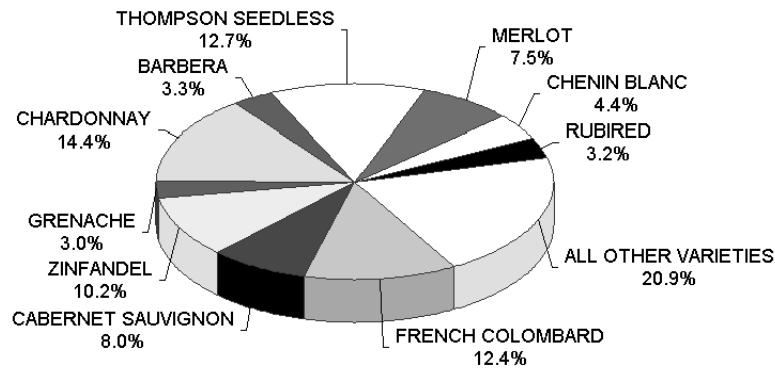
In 1999, Chardonnay accounted for the largest percentage of crush volume, 14 percent. Thompson Seedless, a raisin grape variety, accounted for the second leading percentage of crush with 13 percent of the total crush. The remaining top ten were all wine varieties.

Grapes produced in District 4 (Napa County) received the highest average price of \$2,142.55 per ton, up 12 percent from 1998. District 3 (Sonoma and Marin counties) received the second highest return of \$1,880.89, up 8 percent from 1998. Of the grapes grown Statewide, the top five varieties receiving the highest average price were all wine grape varieties. Scheurebe received the highest average price of \$2,629.89 ^{1/} per ton. Petite Verdot received the second highest average price of \$2,159.75 per ton followed by Teroldego with \$1,905.04 ^{1/} per ton, Negrette at \$1,847.38 ^{1/} per ton, and Malbec at \$1,772.21 per ton. The 1999 Chardonnay price of \$995.68 was down 8 percent from 1998, while the 1999 Cabernet Sauvignon price of \$1,063.60 was down 10 percent from 1998. The 1999 average price for Zinfandel grapes increased to \$494.23, 7 percent higher than 1998.

^{1/} These purchases involved less than 100 tons.

LEADING VARIETIES CRUSHED

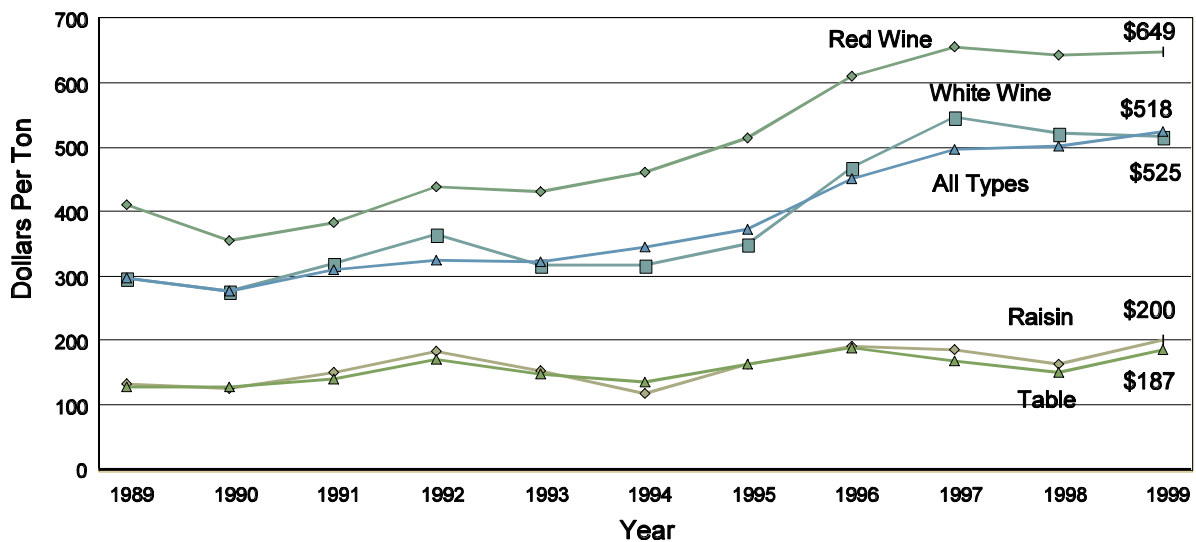
1999 CROP



PERCENT OF TOTAL CRUSH
Source: Grape Crush Report

Grape Crush, Dollars Per Ton

By Type, 1989-99



Source: California Agricultural Statistics Service (CASS)

EXPLANATION OF TABLES

TABLE 1 is a summary of the 1999 crop State totals by grape type and varieties that are shown in detail by grape pricing districts in Tables 2 through 6. State totals and averages for 1998 are shown for comparison.

TABLE 2 includes over-the-scale fresh tonnage of all grapes crushed by California processors from the 1999 crop. Over-the-scale fresh weight tonnage includes materials other than grapes (MOG) and defects. This table is broken down by the 17 grape pricing districts and by variety. State totals for 1998 are shown for comparison. Crushed tonnage includes all grapes crushed whether: grown and crushed by processors; purchased and crushed by processors; crushed by cooperatives, juice manufacturers, etc.; or crushed for others, including growers.

TABLE 3 shows the weighted average degrees Brix for all grapes crushed (TABLE 2) by California processors from the 1999 crop. The weighted average degrees Brix is reported by grape pricing districts and variety. State averages for 1998 are shown for comparison.

TABLE 4 includes net weight fresh tonnage of all grapes purchased for wine, concentrate, juice, vinegar, and beverage brandy by California processors from the 1999 crop. Net weight fresh tonnage does not include material other than grapes (MOG) and defects or other weight adjustments deducted from gross weight. The purchased tonnage is reported by variety and grape pricing districts. State totals for 1998 are shown for comparison. TABLE 4 does not include tonnage purchased as distilling material other than beverage brandy, this is shown in TABLE 7. Prices for all tonnage shown in this table are final and not subject to change. Grapes pooled by cooperatives, those grown by processors and used for their own production and grapes crushed to growers' accounts are not included.

TABLE 5 shows the weighted average degrees Brix for all grapes purchased for wine, concentrate, juice, vinegar, and beverage brandy (TABLE 4) by California processors from the 1999 crop. The weighted average degrees Brix is reported by grape pricing districts and variety. State averages for 1998 are shown for comparison. TABLE 5 does not include degrees Brix of tonnage purchased as distilling material other than beverage brandy, this is shown in TABLE 7. Grapes pooled by cooperatives, those grown by processors and used for their own production and grapes crushed to growers' accounts are not included.

TABLE 6 gives the weighted average price per ton, delivered basis, of all tonnage purchased for wine, concentrate, juice, vinegar, and beverage brandy (TABLE 4) by California processors from the 1999 crop. The weighted average prices are reported by variety, and grape pricing districts. State averages for 1998 are shown for comparison. TABLE 6 does not include prices of tonnage purchased as distilling material other than beverage brandy, this is shown in TABLE 7. Prices shown in this table are final and not subject to change. Grapes pooled by cooperatives, those grown by processors and used for their own production and grapes crushed to growers' accounts are not included.

Weighted average prices reflect final prices through January 10, 2000 and prices from reference price contracts that were in effect prior to January 1, 1977 and were priced by February 25, 2000. These prices include any Brix adjustments, bonuses or allowances. Prices are equivalent to delivered basis in the area grown including normal within-area hauling allowances. Purchases made on a roadside basis include the usual hauling allowance for local delivery in the area grown. Out-of-area purchases made on a delivered basis do not include extra hauling allowances for delivery outside the area.

The following example indicates the method used for calculating weighted averages:

DATA PAGE																				
IDENTIFICATION				SECTION I.			SECTION II.													
				Total Grapes Crushed At Your Facility			Final Prices Of Grapes Purchased From Grower(s) For Wine, Concentrate, Juice, Vinegar And Beverage Brandy													
VARIETY (List full name)	* Dist. Where Grown	Code	Line	Over The Scale Tons	Wtd. Avg. Degrees Brix	Total Brix (Col. 3 X Col. 4)	Purchased Tons Only		Wtd. Avg. Degrees Brix	Total Brix (Col. 5 X Col. 7)	Base Price Per Ton	Acceptable Brix Limits		Brix Adjustment Factors Per Degrees Brix Per Ton Plus & Minus	Office Use	Brix Adjustment Limits			Wtd. Avg. Price Per Ton	Total Paid (Col. 5 x Col. 16)
							All Purchased Tons	Non-Related Purchased Tons				Min.	Max.			Base	Min.	Max.		
		1	2	3	4	A	5	6	7	B	8	9	10	11	12	13	14	15	16	C
Petite Sirah	1			155.5	20.6	3,203.3	100.0	100.0	20.1	2,010.0	450.0	19.0	25.0	+ or - 10%		22.0	20.0	24.0	364.50	36,450.00
Petite Sirah	1			20.5	19.0	389.5	20.5	20.5	19.0	389.50	450.0	19.0	25.0	+ or - 10%		22.0	20.0	24.0	418.50	8,579.25
Petite Sirah	1			10.6	23.5	249.1	10.6	10.6	23.5	249.10	450.0	19.0	25.0	+ or - 10%		22.0	20.0	24.0	517.50	5,485.50
Combined	1			186.6	20.6	3,841.9	131.1	131.1	20.2	2,648.6	450.0	19.0	25.0	+ or - 10%		22.0	20.0	24.0	385.31	50,514.75

Column 4 was obtained by dividing the total Over the Scale Tons (Column 3) into the Total Brix of these same tons (Column A):

$$\frac{3,841.9}{186.6} = 20.6$$

Column 7 was obtained by dividing the Purchased Tons Only (Column 5) into the Total Brix of these same tons (Column B):

$$\frac{2,648.6}{131.1} = 20.2$$

Column 16 was obtained by dividing the total Purchased Tons Only (Column 5) into the total dollars paid for these same tons (Column C):

$$\frac{\$50,514.75}{131.1} = \$385.31$$

TABLE 7 shows all grape tonnage purchased as distilling material other than beverage brandy by California processors from the 1999 crop. The tonnage, weighted average degrees Brix and price per ton are shown by grape type and variety. State totals and averages for 1998 are given for comparison.

TABLE 8 shows base prices paid to growers by Brix adjustment factors, purchased tonnage, type, variety and reporting district where grown. Weighted average base prices and total purchased tonnage are included.

The Brix adjustment factors determine adjustments to base prices to compensate for sugar variations. In this report, adjustments are expressed in dollars per ton, or percent of base price per degree variance from the established Brix base. Occasional lots are traded on price per degree Brix as delivered.

TABLE 9 includes tonnage of all grapes crushed to growers' accounts by California processors from the 1999 crop. Growers retained ownership of these grapes at the time of crushing. This tonnage is reported by grape pricing district and variety. Comparisons with 1998 are shown.

TABLE 10 gives the weighted average price per ton, delivered basis, of all tonnage purchased from non-related sources for wine, concentrate, juice, vinegar, and beverage brandy (TABLE 4) by California processors from the 1999 crop. The weighted average prices are reported by variety, and grape pricing districts. State averages for 1998 are shown for comparison. TABLE 10 does not include prices of tonnage purchased as distilling material other than beverage brandy, this is shown in TABLE 7. Prices shown in this table are final and not subject to change. Grapes pooled by cooperatives, those grown by processors and used for their own production and grapes crushed to growers' accounts are not included.

Non-Related Purchased Tons: Excludes tonnage of grapes purchased from a grower if:

- (a) The grower or an affiliate of the grower, or both the grower and the affiliate of the grower, owned, directly or indirectly, at least 5 percent of the indicia of ownership or voting authority of the winery (processor);
- (b) The winery (processor) or an affiliate of the winery, or both the winery and the affiliate of the winery, owned, directly or indirectly, at least 5 percent of the indicia of ownership or voting authority of the grower;
- (c) The winery (processor) or an affiliate of the winery, or both the winery and the affiliate of the winery, provided long-term financing to the grower in exchange for rights or options to purchase a significant portion of the grower's harvest.

**TABLE 1: STATE TOTALS OF GRAPES FOR CRUSHING BY TYPE AND VARIETY,
WEIGHTED AVERAGE DEGREES BRIX, AND WEIGHTED AVERAGE DOLLARS PER TON, 1998-99**

Type and Variety	Total Tons Crushed		Avg. Brix Crushed		Total Tons Purchased		Avg. Brix Purchased		Wtd. Avg. Dollars Per Ton	
	1999	1998	1999	1998	1999	1998	1999	1998	1999	1998
RAISIN GRAPES:										
BLACK CORINTH (ZANTES)	1,568.8	1,384.4	22.5	20.4	1,534.0	1,375.3	22.4	20.4	201.24	141.54
CANNER	817.9	866.1	15.6	16.0	817.9	866.1	15.6	15.0	30.00	30.00
FIESTA	13,439.8	12,948.5	22.5	20.1	13,390.2	12,911.8	22.5	20.1	202.68	165.00
SULTANAS	121.7	88.7	18.3	18.4	118.4	86.6	18.9	18.8	196.51	168.97
THOMPSON SEEDLESS	403,005.1	489,010.3	21.2	20.5	328,744.7	425,767.1	21.2	20.5	200.66	164.48
PACKINGHOUSE CULLS	318.1	0.0	20.9	0.0	0.0	0.0	0.0	0.0	0.00	0.00
OTHER RAISIN 1/	91.0	1,797.2	21.6	21.4	91.0	1,785.4	21.6	21.5	129.56	145.39
TOTAL RAISIN	419,362.4	506,095.2	21.3	20.5	344,696.2	442,792.3	21.2	20.5	200.32	164.09
TABLE GRAPES:										
ALMERIA	18.2	0.0	21.0	0.0	0.0	0.0	0.0	0.0	0.00	0.00
BEAUTY SLDS/BLK BEAUTY	72.1	7.8	22.2	19.2	55.4	0.0	22.9	0.0	185.00	0.00
BLACK HAMBURG	0.2	0.3	29.1	23.2	0.0	0.0	0.0	0.0	0.00	0.00
BLACK MONUKKA	106.2	232.7	21.7	20.3	105.7	231.9	21.8	20.4	186.24	143.06
BLACK PRINCE/ROSE OF PERU	11.4	26.3	21.6	24.0	11.4	25.9	21.6	24.1	600.00	420.46
BLACK SEEDLESS	499.0	1,070.1	22.7	21.6	0.0	63.9	0.0	20.3	0.00	131.95
BLACKROSE	12.5	0.0	17.5	0.0	12.5	0.0	17.5	0.0	160.00	0.00
CALMERIA	1,615.7	952.2	21.2	20.6	104.9	119.8	21.6	19.7	194.40	129.41
CARDINAL	118.7	172.4	20.6	18.7	0.0	94.5	0.0	20.9	0.00	135.85
CHRISTMAS ROSE	1,682.9	1,199.8	22.3	21.6	400.9	129.9	22.5	21.3	157.27	144.47
CONCORD	157.5	0.0	19.4	0.0	156.5	0.0	19.3	0.0	300.00	0.00
CRIMSON	1,593.5	712.0	20.4	18.2	243.1	389.8	20.9	18.1	149.39	138.11
EMPERATRIZ	695.2	804.3	20.2	20.5	217.4	136.9	20.2	21.2	161.60	162.09
EMPEROR	4,503.7	1,713.5	20.6	18.8	3,744.1	953.9	20.9	17.4	174.11	113.72
EXOTIC	891.4	1,064.1	20.6	19.5	315.9	227.3	21.2	20.0	160.89	126.69
FANTASY	209.8	231.0	21.6	21.0	0.0	38.2	0.0	24.0	0.00	153.95
FLAME SEEDLESS	31,247.6	24,105.5	22.2	21.8	13,320.8	12,478.5	22.0	21.9	198.24	146.06
FLAME TOKAY	12,943.5	18,099.3	17.2	16.5	12,611.3	18,098.1	17.1	16.5	179.79	184.08
FLAMING RED	0.0	45.4	0.0	20.6	0.0	0.0	0.0	0.0	0.00	0.00
GOLDEN MUSCAT	0.0	1,045.0	0.0	22.1	0.0	0.0	0.0	0.0	0.00	0.00
ITALIA	367.7	307.3	20.8	21.3	79.7	71.6	19.9	21.9	177.98	142.35
JADE SEEDLESS	176.0	66.6	20.9	21.0	0.0	0.0	0.0	0.0	0.00	0.00
MAJESTIC	0.0	124.9	0.0	17.8	0.0	0.0	0.0	0.0	0.00	0.00
MARROO	274.3	372.6	21.9	21.2	272.3	371.3	22.1	21.2	195.34	144.26
NIABELL	95.9	0.0	19.7	0.0	95.9	0.0	19.7	0.0	196.83	0.00
OLIVETTE BLANCHE/LDY FNGR	3.9	0.0	19.6	0.0	0.0	0.0	0.0	0.0	0.00	0.00
PERLETTE	233.6	937.3	21.5	20.6	0.0	528.0	0.0	20.6	0.00	129.66
QUEEN	220.7	59.0	22.0	20.5	107.7	20.7	22.1	18.8	193.50	162.42
RED GLOBE/ROSE-ITO	22,019.1	17,520.7	19.8	19.6	6,392.6	3,441.2	20.2	19.6	172.27	133.69
RED MALAGA	16.9	16.5	21.4	20.0	16.9	16.5	21.4	20.0	149.80	105.00
RED SEEDLESS	3,499.3	2,926.0	20.9	20.1	586.1	1,055.4	22.3	19.8	176.83	128.60
RIBIER	3,929.6	2,513.3	19.4	19.1	1,630.6	748.5	18.8	18.9	145.27	141.99
ROGUE	2,323.9	1,287.6	20.1	21.2	2.8	0.0	20.7	0.0	186.30	0.00
RUBY SEEDLESS/KING RUBY	10,478.2	8,574.6	22.5	21.4	7,616.1	3,091.3	22.3	21.9	194.55	147.34
SUPERIOR SEEDLESS	682.7	1,656.7	19.1	19.7	682.7	1,656.7	19.1	19.7	171.90	128.05
WHITE MALAGA	6,848.6	6,637.1	20.3	19.3	5,228.4	5,259.0	20.2	19.3	182.53	167.61
PACKINGHOUSE CULLS	358.6	567.5	20.2	20.0	10.7	0.0	21.0	0.0	45.00	0.00
OTHER TABLE 1/	41,361.3	40,367.9	22.1	21.2	40,945.7	37,225.5	22.1	21.2	190.88	138.09
TOTAL TABLE	149,269.4	135,417.3	21.1	20.2	94,968.1	86,474.3	21.1	20.0	187.15	150.36
WINE GRAPES (WHITE):										
BURGER	37,797.6	23,562.5	16.1	15.4	32,258.2	18,532.1	16.0	15.3	178.85	183.93
CATARRATTO	0.0	22.8	0.0	22.2	0.0	2.8	0.0	23.0	0.00	1,355.00
CHARDONNAY	458,273.0	428,827.2	23.5	22.8	336,302.8	309,171.7	23.6	22.8	995.68	1,087.86
CHENIN BLANC	139,380.7	155,977.4	20.7	19.4	130,200.9	149,146.6	20.3	19.3	242.41	237.97
CORTESE	10.0	5.1	22.5	22.0	0.0	0.0	0.0	0.0	0.00	0.00
EMERALD RIESLING	2,975.0	3,485.1	21.8	21.0	2,940.8	3,358.5	21.9	21.3	185.90	187.26
FLORA	39.3	40.7	21.5	21.5	13.0	35.5	21.8	21.7	700.00	1,199.28
FOLLE BLANCHE	13.9	11.2	21.6	24.1	0.0	0.0	0.0	0.0	0.00	0.00
FRENCH COLOMBARD	396,500.5	392,753.3	21.0	19.7	364,688.6	367,582.1	21.0	19.7	198.37	184.92
GEWURZTRAMINER	5,148.2	4,277.4	23.2	23.0	3,515.2	3,111.0	22.6	22.4	991.49	959.66
GRAY RIESLING	249.7	202.8	20.4	21.8	170.7	152.9	20.4	22.6	624.72	731.04
GRECO	0.0	2.7	0.0	21.6	0.0	0.0	0.0	0.0	0.00	0.00
GREEN HUNGARIAN	184.7	190.3	18.5	17.9	127.8	132.3	19.0	18.0	229.22	210.00
INZOLIA	1.7	2.3	22.3	23.0	0.0	0.0	0.0	0.0	0.00	0.00
KLEINBERGER	3.9	5.1	21.2	21.1	3.9	5.1	21.2	21.1	1,000.00	1,078.43
MALVASIA BIANCA	9,871.5	18,641.2	20.2	20.4	6,748.5	11,868.5	19.4	20.3	282.21	259.02
MARSANNE	217.6	188.6	22.9	23.2	131.4	87.6	22.5	23.3	1,501.01	1,376.62
MELON	42.6	14.2	23.4	22.7	42.6	14.2	23.4	22.7	1,328.67	1,350.00
MONTONICO	8.4	0.0	22.0	0.0	0.0	0.0	0.0	0.0	0.00	0.00
MUSCADELLE	4.6	2.5	23.9	20.6	4.6	2.5	23.9	20.6	1,250.00	1,000.00
MUSCAT BLANC/M CANELLI	5,980.5	6,637.1	22.7	22.1	5,365.4	5,774.7	22.5	22.2	488.09	500.90
MUSCAT OF ALEXANDRIA	39,879.6	54,263.4	22.4	21.6	38,412.2	52,927.9	22.3	21.7	234.69	223.16
MUSCAT ORANGE	546.0	549.3	23.2	22.6	420.1	380.9	23.3	22.5	697.36	666.49
PALOMINO/G CHASSELAS	5,598.7	6,659.0	20.9	19.8	5,547.3	6,515.3	20.9	20.0	196.00	176.99
PEDRO XIMENES	18.8	0.0	18.9	0.0	18.8	0.0	18.9	0.0	325.00	0.00
PINOT BLANC	2,751.6	2,464.3	21.9	22.3	1,697.3	1,824.1	21.9	22.3	1,293.00	1,123.61
PINOT GRIS	3,473.0	1,237.2	22.5	22.8	2,671.3	970.6	22.3	22.8	1,015.67	1,226.86
ROUSANNE	222.2	139.7	24.0	22.8	106.7	101.3	24.2	22.0	1,625.96	1,436.71
SAUVIGNON BLANC	52,934.1	61,547.7	22.7	21.9	43,366.4	47,706.4	22.8	22.0	800.10	827.14
SAUVIGNON MUSQUE	269.6	142.8	23.7	22.1	158.0	138.0	23.7	22.1	1,375.09	1,271.71

**TABLE 2: TONS OF GRAPES CRUSHED BY CALIFORNIA PROCESSORS
FROM THE 1999 CROP BY TYPE, VARIETY, AND REPORTING DISTRICT WHERE GROWN, WITH COMPARISONS**

Type and Variety	1	2	3	4	5	6	7	8	9	10
	Tons									
RAISIN GRAPES:										
BLACK CORINTH (ZANTES)	0.0	0.0	0.0	0.0	0.0	0.0	0.0	0.0	0.0	0.0
CANNER	0.0	0.0	0.0	0.0	0.0	0.0	0.0	0.0	0.0	0.0
FIESTA	0.0	0.0	0.0	0.0	0.0	0.0	0.0	0.0	0.0	0.0
SULTANAS	0.0	0.0	0.0	0.0	0.0	0.0	0.0	0.0	0.0	0.0
THOMPSON SEEDLESS	0.0	0.0	0.0	0.0	0.0	0.0	0.0	1,110.3	0.0	0.0
PACKINGHOUSE CULLS	0.0	0.0	0.0	0.0	0.0	0.0	0.0	0.0	0.0	0.0
OTHER RAISIN 1/	0.0	0.0	0.0	0.0	0.0	0.0	0.0	0.0	0.0	0.0
TOTAL RAISIN	0.0	0.0	0.0	0.0	0.0	0.0	0.0	1,110.3	0.0	0.0
TABLE GRAPES:										
ALMERIA	0.0	0.0	0.0	0.0	0.0	0.0	0.0	0.0	0.0	0.0
BEAUTY SLDS/BLK BEAUTY	0.0	0.0	0.0	0.0	0.0	0.0	0.0	0.0	0.0	0.0
BLACK HAMBURG	0.0	0.0	0.0	0.2	0.0	0.0	0.0	0.0	0.0	0.0
BLACK MONUKKA	0.0	0.0	0.0	0.0	0.0	0.0	0.0	0.0	0.0	0.0
BLACK PRINCE/ROSE OF PERU	0.0	0.0	0.0	0.0	0.0	11.4	0.0	0.0	0.0	0.0
BLACK SEEDLESS	0.0	0.0	0.0	0.0	0.0	0.0	0.0	55.7	0.0	0.0
BLACKROSE	0.0	0.0	0.0	0.0	0.0	0.0	0.0	0.0	0.0	0.0
CALMERIA	0.0	0.0	0.0	0.0	0.0	0.0	0.0	0.0	0.0	0.0
CARDINAL	0.0	0.0	0.0	0.0	0.0	0.0	0.0	0.0	0.0	0.0
CHRISTMAS ROSE	0.0	0.0	0.0	0.0	0.0	0.0	0.0	0.0	0.0	0.0
CONCORD	0.0	0.0	0.0	0.0	0.0	0.0	0.0	0.0	0.0	0.0
CRIMSON	0.0	0.0	0.0	0.0	0.0	0.0	0.0	0.0	0.0	0.0
EMPERATRIZ	0.0	0.0	0.0	0.0	0.0	0.0	0.0	0.0	0.0	0.0
EMPEROR	0.0	0.0	0.0	0.0	0.0	0.0	0.0	0.0	0.0	0.0
EXOTIC	0.0	0.0	0.0	0.0	0.0	0.0	0.0	0.0	0.0	0.0
FANTASY	0.0	0.0	0.0	0.0	0.0	0.0	0.0	0.0	0.0	0.0
FLAME SEEDLESS	0.0	0.0	0.0	0.0	0.0	0.0	0.0	333.6	0.0	0.0
FLAME TOKAY	0.0	0.0	0.0	0.0	0.0	0.0	0.0	0.0	0.0	0.0
FLAMING RED	0.0	0.0	0.0	0.0	0.0	0.0	0.0	0.0	0.0	0.0
GOLDEN MUSCAT	0.0	0.0	0.0	0.0	0.0	0.0	0.0	0.0	0.0	0.0
ITALIA	0.0	0.0	0.0	0.0	0.0	0.0	0.0	0.0	0.0	0.0
JADE SEEDLESS	0.0	0.0	0.0	0.0	0.0	0.0	0.0	0.0	0.0	0.0
MAJESTIC	0.0	0.0	0.0	0.0	0.0	0.0	0.0	0.0	0.0	0.0
MARROO	0.0	0.0	0.0	0.0	0.0	0.0	0.0	0.0	0.0	0.0
NIABELL	0.0	0.0	0.0	0.0	0.0	0.0	0.0	0.0	0.0	0.0
OLIVETTE BLANCHE/LDY FNGR	0.0	0.0	0.0	0.0	0.0	0.0	0.0	0.0	0.0	0.0
PERLETTE	0.0	0.0	0.0	0.0	0.0	0.0	0.0	0.0	0.0	0.0
QUEEN	0.0	0.0	0.0	0.0	0.0	0.0	0.0	0.0	0.0	0.0
RED GLOBE/ROSE-ITO	0.0	0.0	0.0	0.0	0.0	0.0	0.0	0.0	0.0	0.0
RED MALAGA	0.0	0.0	0.0	0.0	0.0	0.0	0.0	0.0	0.0	0.0
RED SEEDLESS	0.0	0.0	0.0	0.0	0.0	0.0	0.0	0.0	0.0	0.0
RIBIER	0.0	0.0	0.0	0.0	0.0	0.0	0.0	0.0	0.0	0.0
ROGUE	0.0	0.0	0.0	0.0	0.0	0.0	0.0	0.0	0.0	0.0
RUBY SEEDLESS/KING RUBY	0.0	0.0	0.0	0.0	0.0	0.0	0.0	0.0	0.0	0.0
SUPERIOR SEEDLESS	0.0	0.0	0.0	0.0	0.0	0.0	0.0	0.0	0.0	0.0
WHITE MALAGA	0.0	0.0	0.0	0.0	0.0	0.0	0.0	0.0	0.0	0.0
PACKINGHOUSE CULLS	0.0	0.0	0.0	0.0	0.0	0.0	0.0	0.0	0.0	0.0
OTHER TABLE 1/	0.0	0.0	0.0	0.0	0.0	0.0	0.0	0.0	0.0	0.0
TOTAL TABLE	0.0	0.0	0.0	0.2	0.0	11.4	0.0	389.3	0.0	0.0
WINE GRAPES (WHITE):										
BURGER	3.4	0.0	5.4	0.0	0.0	0.0	0.0	1.5	0.0	0.0
CATARRATTO	0.0	0.0	0.0	0.0	0.0	0.0	0.0	0.0	0.0	0.0
CHARDONNAY	20,715.0	2,141.2	52,410.5	23,133.9	5,255.0	8,071.9	55,041.4	32,607.7	11,866.6	1,271.1
CHENIN BLANC	1,266.0	68.5	587.9	432.7	812.7	12.6	3,465.1	1,211.7	476.8	20.4
CORTESE	0.0	0.0	0.0	0.0	0.0	0.0	0.0	0.0	0.0	0.0
EMERALD RIESLING	0.0	0.0	0.0	0.0	0.0	0.0	0.0	0.0	0.0	0.0
FLORA	10.4	0.0	0.0	24.0	2.6	0.0	0.0	0.0	0.0	2.3
FOLLE BLANCHE	0.0	0.0	13.9	0.0	0.0	0.0	0.0	0.0	0.0	0.0
FRENCH COLOMBARD	870.8	0.0	1,304.6	4.2	195.5	202.7	616.6	0.0	915.7	15.2
GEWURZTRAMINER	1,722.6	462.3	915.2	35.9	0.0	14.6	1,321.7	641.1	5.6	16.4
GRAY RIESLING	41.2	0.0	60.4	9.4	0.0	78.2	0.0	0.0	0.0	0.0
GRECO	0.0	0.0	0.0	0.0	0.0	0.0	0.0	0.0	0.0	0.0
GREEN HUNGARIAN	3.1	0.0	0.0	0.0	0.0	0.0	0.0	0.0	0.0	0.0
INZOLIA	0.0	0.0	0.0	0.0	0.0	0.0	1.7	0.0	0.0	0.0
KLEINBERGER	0.0	0.0	3.9	0.0	0.0	0.0	0.0	0.0	0.0	0.0
MALVASIA BIANCA	0.0	0.0	0.0	3.9	0.0	2.8	391.6	5.1	0.0	0.0
MARSANNE	25.5	1.8	41.0	18.6	0.0	25.3	43.9	43.0	0.0	17.9
MELON	0.0	0.0	42.6	0.0	0.0	0.0	0.0	0.0	0.0	0.0
MONTONICO	0.0	0.0	0.0	0.0	0.0	8.4	0.0	0.0	0.0	0.0
MUSCADELLE	0.0	0.0	4.6	0.0	0.0	0.0	0.0	0.0	0.0	0.0
MUSCAT BLANC/M CANELLI	92.3	148.6	93.4	176.0	0.0	5.6	147.8	570.4	3.4	59.8
MUSCAT OF ALEXANDRIA	0.0	0.0	0.9	0.0	0.0	0.0	0.0	0.0	1.6	0.0
MUSCAT ORANGE	27.3	0.0	2.3	0.0	0.0	0.0	49.9	30.2	8.6	56.6
PALOMINO/G CHASSELAS	3.6	0.0	25.9	0.0	0.0	23.9	0.0	0.0	0.0	0.0
PEDRO XIMENES	0.0	0.0	0.0	0.0	0.0	0.0	0.0	0.0	0.0	0.0
PINOT BLANC	124.5	1.9	440.8	134.1	0.0	7.4	1,554.0	334.3	0.0	0.0
PINOT GRIS	111.6	0.0	392.1	425.0	10.4	56.6	655.5	185.7	2.1	9.0
ROUSANNE	16.6	0.0	12.8	7.6	1.9	9.6	0.0	153.1	0.3	8.1
SAUVIGNON BLANC	3,157.0	3,768.1	5,753.8	5,378.9	468.8	1,088.8	3,178.1	4,160.8	1,633.4	502.1
SAUVIGNON MUSQUE	0.0	0.0	84.1	174.5	0.0	0.0	0.0	11.0	0.0	0.0

**TABLE 2: TONS OF GRAPES CRUSHED BY CALIFORNIA PROCESSORS
FROM THE 1999 CROP BY TYPE, VARIETY, AND REPORTING DISTRICT WHERE GROWN, WITH COMPARISONS**

Type and Variety	11	12	13	14	15	16	17	1999 State Total	1998 State Total
	Tons								
RAISIN GRAPES:									
BLACK CORINTH (ZANTES)	0.0	0.0	1,513.9	54.9	0.0	0.0	0.0	1,568.8	1,384.4
CANNER	0.0	0.0	817.9	0.0	0.0	0.0	0.0	817.9	866.1
FIESTA	0.0	0.0	13,439.8	0.0	0.0	0.0	0.0	13,439.8	12,948.5
SULTANAS	0.0	0.0	121.7	0.0	0.0	0.0	0.0	121.7	88.7
THOMPSON SEEDLESS	0.0	6,993.2	288,303.4	106,567.6	0.0	30.6	0.0	403,005.1	489,010.3
PACKINGHOUSE CULLS	0.0	0.0	318.1	0.0	0.0	0.0	0.0	318.1	0.0
OTHER RAISIN 1/	0.0	0.0	91.0	0.0	0.0	0.0	0.0	91.0	1,797.2
TOTAL RAISIN	0.0	6,993.2	304,605.8	106,622.5	0.0	30.6	0.0	419,362.4	506,095.2
TABLE GRAPES:									
ALMERIA	0.0	0.0	0.0	18.2	0.0	0.0	0.0	18.2	0.0
BEAUTY SLDS/BLK BEAUTY	0.0	0.0	0.0	16.7	0.0	55.4	0.0	72.1	7.8
BLACK HAMBURG	0.0	0.0	0.0	0.0	0.0	0.0	0.0	0.2	0.3
BLACK MONUKKA	0.0	0.0	106.2	0.0	0.0	0.0	0.0	106.2	232.7
BLACK PRINCE/ROSE OF PERU	0.0	0.0	0.0	0.0	0.0	0.0	0.0	11.4	26.3
BLACK SEEDLESS	0.0	0.0	0.0	443.3	0.0	0.0	0.0	499.0	1,070.1
BLACKROSE	0.0	0.0	0.0	12.5	0.0	0.0	0.0	12.5	0.0
CALMERIA	0.0	0.0	27.7	1,588.0	0.0	0.0	0.0	1,615.7	952.2
CARDINAL	0.0	0.0	0.0	118.7	0.0	0.0	0.0	118.7	172.4
CHRISTMAS ROSE	0.0	0.0	166.7	1,516.2	0.0	0.0	0.0	1,682.9	1,199.8
CONCORD	0.0	0.0	157.5	0.0	0.0	0.0	0.0	157.5	0.0
CRIMSON	0.0	0.0	491.6	1,101.9	0.0	0.0	0.0	1,593.5	712.0
EMPERATRIZ	0.0	0.0	0.0	695.2	0.0	0.0	0.0	695.2	804.3
EMPEROR	0.0	0.0	62.6	4,441.1	0.0	0.0	0.0	4,503.7	1,713.5
EXOTIC	0.0	0.0	132.0	686.9	0.0	72.5	0.0	891.4	1,064.1
FANTASY	0.0	0.0	0.0	209.8	0.0	0.0	0.0	209.8	231.0
FLAME SEEDLESS	0.0	0.0	2,262.1	28,651.9	0.0	0.0	0.0	31,247.6	24,105.5
FLAME TOKAY	12,932.6	10.9	0.0	0.0	0.0	0.0	0.0	12,943.5	18,099.3
FLAMING RED	0.0	0.0	0.0	0.0	0.0	0.0	0.0	0.0	45.4
GOLDEN MUSCAT	0.0	0.0	0.0	0.0	0.0	0.0	0.0	0.0	1,045.0
ITALIA	0.0	0.0	0.0	367.7	0.0	0.0	0.0	367.7	307.3
JADE SEEDLESS	0.0	0.0	0.0	176.0	0.0	0.0	0.0	176.0	66.6
MAJESTIC	0.0	0.0	0.0	0.0	0.0	0.0	0.0	0.0	124.9
MARROO	0.0	0.0	274.3	0.0	0.0	0.0	0.0	274.3	372.6
NIABELL	0.0	0.0	95.9	0.0	0.0	0.0	0.0	95.9	0.0
OLIVETTE BLANCHE/LDY FNGR	0.0	0.0	0.0	3.9	0.0	0.0	0.0	3.9	0.0
PERLETTE	0.0	0.0	18.7	214.9	0.0	0.0	0.0	233.6	937.3
QUEEN	0.0	0.0	0.0	220.7	0.0	0.0	0.0	220.7	59.0
RED GLOBE/ROSE-ITO	0.0	0.0	1,812.7	20,201.8	0.0	4.6	0.0	22,019.1	17,520.7
RED MALAGA	0.0	0.0	16.9	0.0	0.0	0.0	0.0	16.9	16.5
RED SEEDLESS	0.0	0.0	325.7	3,173.6	0.0	0.0	0.0	3,499.3	2,926.0
RIBIER	0.0	53.5	489.7	3,386.4	0.0	0.0	0.0	3,929.6	2,513.3
ROGUE	0.0	0.0	0.0	2,323.9	0.0	0.0	0.0	2,323.9	1,287.6
RUBY SEEDLESS/KING RUBY	0.0	0.0	1,732.3	8,745.9	0.0	0.0	0.0	10,478.2	8,574.6
SUPERIOR SEEDLESS	0.0	0.0	0.0	682.7	0.0	0.0	0.0	682.7	1,656.7
WHITE MALAGA	0.0	0.0	3,497.3	3,351.3	0.0	0.0	0.0	6,848.6	6,637.1
PACKINGHOUSE CULLS	10.7	0.0	347.9	0.0	0.0	0.0	0.0	358.6	567.5
OTHER TABLE 1/	0.0	0.0	24,296.2	17,065.1	0.0	0.0	0.0	41,361.3	40,367.9
TOTAL TABLE	12,943.3	64.4	36,314.0	99,414.3	0.0	132.5	0.0	149,269.4	135,417.3
WINE GRAPES (WHITE):									
BURGER	11,635.9	4,047.8	14,207.0	7,072.1	27.5	2.5	794.5	37,797.6	23,562.5
CATARRATTO	0.0	0.0	0.0	0.0	0.0	0.0	0.0	0.0	22.8
CHARDONNAY	94,165.9	52,523.5	41,967.0	26,601.8	6.5	3,612.9	26,881.1	458,273.0	428,827.2
CHENIN BLANC	5,265.6	13,278.0	76,111.2	25,531.9	0.0	214.3	10,625.3	139,380.7	155,977.4
CORTESE	0.0	0.0	0.0	0.0	0.0	10.0	0.0	10.0	5.1
EMERALD RIESLING	0.0	0.0	799.1	2,175.9	0.0	0.0	0.0	2,975.0	3,485.1
FLORA	0.0	0.0	0.0	0.0	0.0	0.0	0.0	39.3	40.7
FOLLE BLANCHE	0.0	0.0	0.0	0.0	0.0	0.0	0.0	13.9	11.2
FRENCH COLOMBARD	9,901.3	43,824.3	266,738.3	71,554.3	0.0	0.0	357.0	396,500.5	392,753.3
GEWURZTRAMINER	0.0	0.0	0.0	0.0	0.0	12.8	0.0	5,148.2	4,277.4
GRAY RIESLING	60.5	0.0	0.0	0.0	0.0	0.0	0.0	249.7	202.8
GRECO	0.0	0.0	0.0	0.0	0.0	0.0	0.0	0.0	2.7
GREEN HUNGARIAN	0.0	56.8	0.0	124.8	0.0	0.0	0.0	184.7	190.3
INZOLIA	0.0	0.0	0.0	0.0	0.0	0.0	0.0	1.7	2.3
KLEINBERGER	0.0	0.0	0.0	0.0	0.0	0.0	0.0	3.9	5.1
MALVASIA BIANCA	1,647.3	5,134.7	1,903.5	782.6	0.0	0.0	0.0	9,871.5	18,641.2
MARSANNE	0.0	0.0	0.0	0.0	0.0	0.6	0.0	217.6	188.6
MELON	0.0	0.0	0.0	0.0	0.0	0.0	0.0	42.6	14.2
MONTONICO	0.0	0.0	0.0	0.0	0.0	0.0	0.0	8.4	0.0
MUSCADELLE	0.0	0.0	0.0	0.0	0.0	0.0	0.0	4.6	2.5
MUSCAT BLANC/M CANELLI	153.3	18.1	4,264.5	88.0	0.0	114.8	44.5	5,980.5	6,637.1
MUSCAT OF ALEXANDRIA	6.7	0.0	23,019.6	16,835.2	0.0	15.6	0.0	39,879.6	54,263.4
MUSCAT ORANGE	73.7	96.3	201.1	0.0	0.0	0.0	0.0	546.0	549.3
PALOMINO/G CHASSELAS	0.0	23.8	4,973.1	445.0	92.4	11.0	0.0	5,598.7	6,659.0
PEDRO XIMENES	18.8	0.0	0.0	0.0	0.0	0.0	0.0	18.8	0.0
PINOT BLANC	0.0	0.0	0.0	0.0	0.0	154.6	0.0	2,751.6	2,464.3
PINOT GRIS	951.7	186.2	0.0	444.3	0.0	42.8	0.0	3,473.0	1,237.2
ROUSSANNE	9.8	0.0	0.0	0.0	0.0	2.4	0.0	222.2	139.7
SAUVIGNON BLANC	13,130.3	5,761.4	1,378.9	1,334.1	2.5	355.4	1,881.7	52,934.1	61,547.7
SAUVIGNON MUSQUE	0.0	0.0	0.0	0.0	0.0	0.0	0.0	269.6	142.8

**TABLE 2: TONS OF GRAPES CRUSHED BY CALIFORNIA PROCESSORS
FROM THE 1999 CROP BY TYPE, VARIETY, AND REPORTING DISTRICT WHERE GROWN, WITH COMPARISONS**

Type and Variety	1	2	3	4	5	6	7	8	9	10
	Tons									
WINE GRAPES (WHITE): (Cont'd.)										
SAUVIGNON VERT	0.0	0.0	8.0	5.6	0.0	0.0	0.0	0.0	0.0	0.0
SCHEUREBE	0.0	0.0	0.0	22.2	0.0	0.0	0.9	0.0	0.0	0.0
SEMILLON	69.2	316.2	704.0	1,030.6	16.2	211.1	317.0	570.1	151.7	52.7
ST. EMILION (UGNI BLANC)	0.0	0.0	0.0	0.2	0.0	16.1	0.0	0.0	0.0	0.0
SYLVANER	0.0	0.0	0.0	1.3	0.0	0.0	69.6	44.0	0.0	0.0
SYMPHONY	5.6	0.0	0.0	0.0	366.6	0.4	0.0	0.0	272.8	67.3
TOCAI FRIULANO	10.4	0.0	5.1	2.5	0.0	7.8	18.4	3.2	0.0	0.0
VERNACCIA	0.6	0.0	7.9	0.0	0.0	0.0	0.0	0.0	0.0	0.0
VIOGNIER	258.6	59.3	267.4	239.5	187.7	157.8	156.2	327.4	437.7	82.3
WHITE RIESLING	400.0	193.7	84.0	328.7	21.7	10.5	5,502.1	907.7	15.2	54.3
OTHER WHITE 1/	32.2	1.0	16.8	1.9	0.0	32.4	27.2	5.3	0.0	0.0
TOTAL WHITE	28,967.5	7,162.6	63,289.3	31,591.2	7,339.1	10,044.5	72,558.7	41,813.3	15,791.5	2,235.5
WINE GRAPES (RED):										
AGLIANICO	0.0	0.0	0.0	0.0	0.0	0.0	0.0	7.0	0.0	14.6
ALEATICO	0.0	0.0	8.4	0.0	0.0	0.0	0.0	1.6	0.0	0.0
ALICANTE BOUSCHET	2.2	0.0	109.0	0.0	0.9	15.9	2.8	0.8	74.2	1.0
ALVARELHAO	0.0	0.0	0.0	0.0	0.0	0.0	0.5	0.0	0.0	0.3
BARBERA	74.7	23.7	169.1	135.6	0.0	0.0	49.5	143.9	0.5	448.7
BLACK MALVOISIE	0.8	0.0	0.0	0.0	0.0	0.0	0.0	0.0	0.0	0.0
BLAUFRAENKISCH	0.0	0.0	0.0	0.5	0.0	0.0	0.0	0.0	0.0	0.0
CABERNET FRANC	198.5	175.2	1,769.3	2,488.4	31.1	131.2	472.0	635.7	17.7	425.2
CABERNET SAUVIGNON	5,396.5	3,107.0	21,036.6	30,030.1	2,168.8	2,532.6	14,413.0	18,337.4	3,919.5	1,281.8
CARIGNANE	4,065.4	0.0	590.4	121.8	69.5	422.3	6.4	1.8	23.9	37.8
CARMINE	0.0	0.0	8.7	0.0	13.7	0.0	0.0	0.0	0.0	0.0
CARNELIAN	0.0	0.0	0.0	0.0	0.0	0.0	0.0	0.0	0.0	0.0
CENTURIAN	0.0	0.0	0.0	0.0	0.0	0.0	0.0	0.0	0.0	0.0
CHARBONO	59.0	0.0	0.0	134.6	0.0	0.0	0.0	0.0	0.0	7.0
CINSAULT	13.1	0.0	78.1	0.0	0.0	29.0	29.6	22.4	0.0	3.0
COUNOISE	0.0	0.0	0.0	1.2	0.0	11.8	0.0	28.3	0.0	0.0
DOLCETTO	27.5	0.0	16.0	60.9	18.6	3.0	53.0	61.7	0.0	2.5
EARLY BURGUNDY	12.4	0.0	5.0	14.4	7.3	0.0	0.0	0.0	0.0	0.0
FREISA	0.0	0.0	3.6	0.0	0.0	3.4	20.1	5.7	0.0	19.2
GAMAY (NAPA)	218.5	186.2	283.3	675.8	350.8	0.7	518.6	533.1	0.0	0.0
GAMAY BEAUJOLAIS	0.0	0.0	15.6	0.0	0.0	0.0	0.0	40.4	0.0	0.0
GRAND NOIR	0.0	0.0	0.0	0.0	0.0	3.4	0.0	0.0	0.0	0.0
GRENACHE	204.9	0.0	138.8	49.3	2.0	51.2	736.0	161.7	481.7	100.7
GRIGNOLINO	0.0	0.0	0.0	27.5	0.0	6.2	0.0	2.6	0.0	0.0
LAMBRUSCO	0.0	0.0	0.0	0.0	0.0	0.0	0.0	0.0	0.0	0.0
MALBEC	4.5	8.9	312.7	238.8	0.0	3.4	22.5	36.1	75.7	10.7
MATARO/MOURVEDRE	5.6	1.0	148.9	43.3	0.0	765.7	24.1	113.1	0.0	51.8
MERLOT	6,230.1	1,823.1	24,557.6	21,678.1	2,423.4	3,844.2	14,977.6	12,087.0	4,198.5	753.2
MEUNIER	21.8	0.0	426.4	328.5	0.0	0.0	0.0	0.1	0.0	0.0
MISSION	0.0	0.0	0.0	0.0	0.0	0.0	0.0	0.0	0.0	23.0
MONTANACCIO	0.0	0.0	0.0	0.0	0.0	0.0	0.0	0.0	0.0	0.0
MUSCAT HAMBURG	0.0	0.0	12.0	0.0	0.0	0.0	0.0	1.9	0.0	18.7
NEBBIOLO	12.3	0.0	18.7	4.5	0.0	5.6	29.3	126.8	3.6	35.4
NEGRETTE	0.0	0.0	4.1	0.0	0.0	0.0	18.4	0.0	0.0	0.0
PETITE SIRAH	920.0	156.9	787.2	599.8	48.1	311.3	1,041.1	595.9	442.1	76.7
PETITE VERDOT	21.1	12.6	243.6	427.4	0.0	9.8	23.9	40.9	49.7	8.1
PFEFFER CABERNET	0.0	0.0	0.0	0.0	0.0	0.0	2.7	0.0	0.0	0.0
PINOT NOIR	3,695.2	1.5	13,792.4	6,318.4	482.6	302.2	6,507.0	2,769.7	34.8	18.8
PINOT ST GEORGE	0.0	0.0	0.0	0.0	0.0	0.0	6.7	0.0	0.0	0.0
PINOTAGE	0.0	0.0	1.8	4.4	0.0	0.0	0.0	0.0	0.0	6.9
PORTUGUESER BLAUER	4.5	0.0	0.0	16.2	0.0	0.0	0.0	0.0	0.0	0.0
PRIMOTIVO	0.0	0.0	23.8	16.0	0.0	0.0	7.6	0.7	0.0	18.3
REFOSCO/MONDEUSE	0.0	0.0	0.0	2.7	0.0	6.1	17.6	64.2	0.0	30.9
ROYALTY	0.0	0.0	0.0	0.0	0.0	0.0	0.0	0.0	0.0	0.0
RUBIRED	0.0	0.0	0.0	0.0	0.0	0.0	0.0	0.0	0.0	0.0
RUBY CABERNET	0.0	0.0	9.0	3.4	0.0	0.0	0.0	0.0	0.0	0.6
SALVADOR	0.0	0.0	0.0	0.0	0.0	1.0	0.0	0.0	0.0	0.0
SANGIOVETO/SANGIOVESE	348.0	7.4	1,469.4	1,717.8	114.2	84.2	891.3	558.1	97.0	440.1
SOUZAO	29.7	1.0	0.0	0.0	0.0	4.3	17.2	0.0	0.0	4.0
SYRAH/FRENCH SYRAH-SHIRAZ	759.3	141.5	2,088.6	696.4	95.6	207.7	1,244.4	2,795.9	1,543.8	431.1
TANNAT	0.0	0.0	3.1	2.6	0.0	0.0	0.0	0.7	0.0	0.0
TEMPRANILLO	0.0	0.0	41.4	5.8	0.0	0.7	0.0	0.0	200.9	30.3
TEROLDEGO	0.0	0.0	0.0	0.0	0.0	10.9	2.0	5.1	0.0	0.0
TINTA CAO	0.0	1.3	0.3	0.3	0.0	0.0	1.0	0.0	0.5	10.1
TINTA MADEIRA	0.0	0.4	0.0	0.0	0.0	0.0	0.0	0.0	0.0	0.0
TOURIGA	0.0	1.6	3.3	2.7	0.0	0.0	1.6	0.0	0.8	3.1
TROUSSEAU	0.0	0.0	0.0	0.0	0.0	0.0	6.5	0.0	0.0	0.0
VALDEPENAS	0.0	0.0	0.0	0.0	0.0	0.0	0.0	0.0	0.0	0.0
ZINFANDEL	7,325.3	2,355.2	10,776.7	6,044.7	449.7	1,611.8	1,664.1	7,791.3	17,967.4	6,910.8
OTHER RED 1/	29.2	0.9	234.8	43.1	0.0	37.2	19.1	143.5	33.4	79.3
TOTAL RED	29,680.1	8,005.4	79,187.7	71,935.0	6,276.3	10,416.8	42,827.2	47,115.1	29,165.7	11,303.7
TOTAL WINE	58,647.6	15,168.0	142,477.0	103,526.2	13,615.4	20,461.3	115,385.9	88,928.4	44,957.2	13,539.2
TOTAL ALL VARIETIES	58,647.6	15,168.0	142,477.0	103,526.4	13,615.4	20,472.7	115,385.9	90,428.0	44,957.2	13,539.2

**TABLE 2: TONS OF GRAPES CRUSHED BY CALIFORNIA PROCESSORS
FROM THE 1999 CROP BY TYPE, VARIETY, AND REPORTING DISTRICT WHERE GROWN, WITH COMPARISONS**

Type and Variety	11	12	13	14	15	16	17	1999 State Total	1998 State Total
	Tons								
WINE GRAPES (WHITE): (Cont'd.)									
SAUVIGNON VERT	0.0	0.0	0.0	0.0	0.0	0.0	0.0	13.6	18.9
SCHEUREBE	0.0	0.0	0.0	0.0	0.0	0.0	0.0	23.1	16.8
SEMILLON	1,944.3	1,170.8	1,296.4	1,094.9	0.0	9.3	42.3	8,996.8	7,872.5
ST. EMILION (UGNI BLANC)	0.9	0.0	1,767.3	8.9	0.0	0.0	0.0	1,793.4	2,118.8
SYLVANER	0.0	0.0	0.0	0.0	0.0	0.0	0.0	114.9	83.3
SYMPHONY	590.5	187.9	3,089.3	1,079.3	0.0	0.0	807.4	6,467.1	6,235.4
TOCAI FRIULANO	0.0	0.0	0.0	0.0	0.0	0.0	0.0	47.4	412.4
VERNACCIA	0.0	0.0	0.0	0.0	0.0	0.0	0.0	8.5	5.7
VIIGNIER	1,961.4	96.4	578.9	0.0	0.0	71.3	98.6	4,980.5	2,719.7
WHITE RIESLING	88.1	0.0	0.0	0.0	0.0	75.7	78.0	7,759.7	9,946.2
OTHER WHITE 1/	0.0	20.9	1,296.9	1,030.0	0.0	6.6	0.0	2,471.2	2,666.5
TOTAL WHITE	141,606.0	126,426.9	443,592.1	156,203.1	128.9	4,712.6	41,610.4	1,195,073.2	1,193,949.1
WINE GRAPES (RED):									
AGLIANICO	0.0	0.0	0.0	0.0	0.0	0.0	0.0	21.6	6.8
ALEATICO	0.0	0.0	115.1	0.0	3.1	0.0	0.0	128.2	170.7
ALICANTE BOUSCHET	386.2	35.6	2,640.4	1,314.2	62.8	40.0	9.2	4,695.2	2,448.0
ALVARELHAO	30.4	0.0	0.0	14.8	0.0	0.0	0.0	46.0	18.7
BARBERA	740.4	5,809.6	88,123.4	8,797.2	0.0	23.2	0.0	104,539.5	100,726.3
BLACK MALVOISIE	0.0	0.0	0.0	465.2	0.0	0.0	0.0	466.0	459.8
BLAUFRAENKISCH	0.0	0.0	0.0	0.0	0.0	0.0	0.0	0.5	0.0
CABERNET FRANC	2,934.9	15.4	451.2	31.8	8.5	56.1	0.0	9,842.2	9,140.5
CABERNET SAUVIGNON	82,266.6	25,232.7	31,334.0	12,400.3	21.0	540.8	1,712.9	255,731.6	228,450.2
CARIGNANE	7,622.3	9,404.9	28,427.8	6,262.7	81.8	22.9	5.0	57,166.7	55,898.8
CARMINE	0.0	0.0	161.7	503.0	0.0	0.6	0.0	687.7	432.5
CARNELIAN	2.7	0.0	6,577.0	2,922.1	0.0	0.0	0.0	9,501.8	9,436.2
CENTURIAN	0.0	0.0	3,121.8	0.0	0.0	0.0	0.0	3,121.8	2,862.8
CHARBONO	1.0	0.0	0.0	0.0	0.0	0.0	0.0	201.6	275.9
CINSAULT	0.5	0.0	0.0	0.0	5.7	1.0	7.8	190.2	136.7
COUNOISE	0.0	0.0	0.0	0.0	0.0	0.0	0.0	41.3	17.1
DOLCETTO	10.6	0.0	196.5	0.0	0.0	36.8	0.0	487.1	272.3
EARLY BURGUNDY	0.0	0.0	0.0	0.0	0.0	0.0	0.0	39.1	43.5
FREISA	0.0	0.0	0.0	0.0	0.0	0.0	0.0	52.0	53.9
GAMAY (NAPA)	476.0	0.0	1,330.5	672.0	0.0	4.3	104.2	5,354.0	6,125.2
GAMAY BEAUJOLAIS	0.0	0.0	0.0	0.0	0.0	16.8	0.0	72.8	543.4
GRAND NOIR	0.0	0.0	0.0	0.0	0.0	0.0	0.0	3.4	0.0
GRENACHE	323.3	15,030.9	64,322.5	13,605.3	248.1	40.3	136.9	95,633.6	99,093.6
GRIGNOLINO	0.0	0.0	0.0	0.0	0.0	0.0	0.0	36.3	90.7
LAMBRUSCO	0.0	0.0	261.9	0.0	0.0	0.0	0.0	261.9	484.7
MALBEC	79.4	0.0	0.0	18.8	0.0	1.2	0.0	812.7	439.4
MATARO/MOURVEDRE	26.2	0.0	0.0	0.0	28.4	108.3	218.2	1,534.6	1,186.3
MERLOT	58,351.8	29,264.8	41,916.0	10,270.5	6.9	672.5	6,511.8	239,567.1	201,491.0
MEUNIER	0.0	0.0	0.0	0.0	0.0	0.0	0.0	776.8	580.0
MISSION	0.0	915.9	2,136.8	486.1	36.8	225.0	0.0	3,823.6	4,675.5
MONTANACCIO	0.0	0.0	0.0	0.0	0.0	0.0	0.0	0.0	8.8
MUSCAT HAMBURG	0.0	91.4	0.0	0.0	0.0	0.0	0.0	124.0	168.1
NEBBIOLO	0.0	0.0	239.7	0.0	0.0	59.9	0.0	535.8	463.0
NEGRETTE	0.0	0.0	0.0	0.0	0.0	0.0	0.0	22.5	26.0
PETITE SIRAH	1,942.0	673.2	197.3	294.2	0.5	38.8	715.8	8,840.9	8,787.4
PETITE VERDOT	47.1	0.0	0.0	25.5	0.2	2.7	0.0	912.6	573.3
PFEFFER CABERNET	0.0	0.0	0.0	0.0	0.0	0.0	0.0	2.7	20.8
PINOT NOIR	1,554.1	1,099.6	64.4	0.0	0.0	0.0	12.7	36,653.4	28,922.9
PINOT ST GEORGE	0.0	0.0	0.0	0.0	0.0	0.0	0.0	6.7	50.0
PINOTAGE	0.0	0.0	0.0	0.0	0.0	0.0	0.0	13.1	5.7
PORTUGIESER BLAUER	0.0	0.0	0.0	0.0	0.0	0.0	0.0	20.7	20.8
PRIMOTIVO	247.6	0.0	0.0	0.0	0.0	0.0	0.0	314.0	363.4
REFOSCO/MONDEUSE	0.0	0.0	0.0	0.0	0.0	0.0	0.0	121.5	136.8
ROYALTY	0.0	66.8	4,426.8	2,063.0	0.0	0.0	0.0	6,556.6	5,835.9
RUBIED	132.8	7,073.9	59,133.4	36,081.5	0.0	5.0	0.0	102,426.6	106,971.2
RUBY CABERNET	0.0	9,910.6	35,992.7	14,209.7	0.0	0.0	0.0	60,126.0	61,627.4
SALVADOR	19.4	0.0	145.3	5,065.3	25.5	0.0	0.0	5,256.5	5,918.4
SANGIOVETO/SANGIOVESE	4,008.2	3,429.4	2,119.8	220.3	5.5	159.6	206.7	15,877.0	8,178.1
SOUZAO	35.8	0.0	77.4	5.3	0.0	0.0	0.0	174.7	139.8
SYRAH/FRENCH SYRAH-SHIRAZ	8,944.0	7,536.5	12,429.1	4,223.2	1.5	126.9	833.5	44,099.0	22,017.4
TANNAT	31.6	0.0	2.8	0.0	0.0	0.8	0.0	41.6	29.2
TEMPRANILLO	0.0	185.8	46.5	328.5	0.0	0.9	0.0	840.8	422.0
TEROLDEGO	0.0	0.0	0.0	0.0	0.0	0.0	0.0	18.0	24.0
TINTA CAO	21.4	0.0	3.6	21.5	0.0	0.0	0.0	60.0	55.0
TINTA MADEIRA	0.0	0.0	91.8	7.6	0.0	0.0	0.0	99.8	122.6
TOURIGA	54.1	0.0	54.8	9.2	0.0	0.0	0.0	131.2	116.4
TROUSSEAU	10.9	0.0	0.0	0.5	0.0	0.0	0.0	17.9	15.2
VALDEPENAS	0.0	339.9	1,742.2	22.0	0.0	0.0	0.0	2,104.1	1,011.7
ZINFANDEL	112,253.9	43,779.7	68,095.8	33,069.2	576.1	337.3	3,388.1	324,397.1	339,711.9
OTHER RED 1/	70.2	105.7	13,224.2	3,078.1	5.0	21.1	1.2	17,126.0	15,802.7
TOTAL RED	282,625.4	160,002.3	469,204.2	156,488.6	1,117.4	2,542.8	13,864.0	1,421,757.7	1,333,106.4
TOTAL WINE	424,231.4	286,429.2	912,796.3	312,691.7	1,246.3	7,255.4	55,474.4	2,616,830.9	2,527,055.5
TOTAL ALL VARIETIES	437,174.7	293,486.8	1,253,716.1	518,728.5	1,246.3	7,418.5	55,474.4	3,185,462.7	3,168,568.0

1/ Other categories include minor and mixed varieties.

TABLE 4: TONS OF GRAPES PURCHASED FOR WINE, CONCENTRATE, JUICE, VINEGAR, AND BEVERAGE BRANDY BY CALIFORNIA PROCESSORS FROM THE 1999 CROP BY TYPE, VARIETY, AND REPORTING DISTRICT WHERE GROWN, WITH COMPARISONS

Type and Variety	1	2	3	4	5	6	7	8	9	10
	Tons									
RAISIN GRAPES:										
BLACK CORINTH (ZANTES)	0.0	0.0	0.0	0.0	0.0	0.0	0.0	0.0	0.0	0.0
CANNER	0.0	0.0	0.0	0.0	0.0	0.0	0.0	0.0	0.0	0.0
FIESTA	0.0	0.0	0.0	0.0	0.0	0.0	0.0	0.0	0.0	0.0
SULTANAS	0.0	0.0	0.0	0.0	0.0	0.0	0.0	0.0	0.0	0.0
THOMPSON SEEDLESS	0.0	0.0	0.0	0.0	0.0	0.0	0.0	0.0	0.0	0.0
OTHER RAISIN 1/	0.0	0.0	0.0	0.0	0.0	0.0	0.0	0.0	0.0	0.0
TOTAL RAISIN	0.0	0.0	0.0	0.0	0.0	0.0	0.0	0.0	0.0	0.0
TABLE GRAPES:										
BEAUTY SLDS/BLK BEAUTY	0.0	0.0	0.0	0.0	0.0	0.0	0.0	0.0	0.0	0.0
BLACK MONUKKA	0.0	0.0	0.0	0.0	0.0	0.0	0.0	0.0	0.0	0.0
BLACK PRINCE/ROSE OF PERU	0.0	0.0	0.0	0.0	0.0	11.4	0.0	0.0	0.0	0.0
BLACK SEEDLESS	0.0	0.0	0.0	0.0	0.0	0.0	0.0	0.0	0.0	0.0
BLACKROSE	0.0	0.0	0.0	0.0	0.0	0.0	0.0	0.0	0.0	0.0
CALMERIA	0.0	0.0	0.0	0.0	0.0	0.0	0.0	0.0	0.0	0.0
CARDINAL	0.0	0.0	0.0	0.0	0.0	0.0	0.0	0.0	0.0	0.0
CHRISTMAS ROSE	0.0	0.0	0.0	0.0	0.0	0.0	0.0	0.0	0.0	0.0
CONCORD	0.0	0.0	0.0	0.0	0.0	0.0	0.0	0.0	0.0	0.0
CRIMSON	0.0	0.0	0.0	0.0	0.0	0.0	0.0	0.0	0.0	0.0
EMPERATRIZ	0.0	0.0	0.0	0.0	0.0	0.0	0.0	0.0	0.0	0.0
EMPEROR	0.0	0.0	0.0	0.0	0.0	0.0	0.0	0.0	0.0	0.0
EXOTIC	0.0	0.0	0.0	0.0	0.0	0.0	0.0	0.0	0.0	0.0
FANTASY	0.0	0.0	0.0	0.0	0.0	0.0	0.0	0.0	0.0	0.0
FLAME SEEDLESS	0.0	0.0	0.0	0.0	0.0	0.0	0.0	0.0	0.0	0.0
FLAME TOKAY	0.0	0.0	0.0	0.0	0.0	0.0	0.0	0.0	0.0	0.0
ITALIA	0.0	0.0	0.0	0.0	0.0	0.0	0.0	0.0	0.0	0.0
MARROO	0.0	0.0	0.0	0.0	0.0	0.0	0.0	0.0	0.0	0.0
NIABELL	0.0	0.0	0.0	0.0	0.0	0.0	0.0	0.0	0.0	0.0
PERLETTE	0.0	0.0	0.0	0.0	0.0	0.0	0.0	0.0	0.0	0.0
QUEEN	0.0	0.0	0.0	0.0	0.0	0.0	0.0	0.0	0.0	0.0
RED GLOBE/ROSE-ITO	0.0	0.0	0.0	0.0	0.0	0.0	0.0	0.0	0.0	0.0
RED MALAGA	0.0	0.0	0.0	0.0	0.0	0.0	0.0	0.0	0.0	0.0
RED SEEDLESS	0.0	0.0	0.0	0.0	0.0	0.0	0.0	0.0	0.0	0.0
RIBIER	0.0	0.0	0.0	0.0	0.0	0.0	0.0	0.0	0.0	0.0
ROGUE	0.0	0.0	0.0	0.0	0.0	0.0	0.0	0.0	0.0	0.0
RUBY SEEDLESS/KING RUBY	0.0	0.0	0.0	0.0	0.0	0.0	0.0	0.0	0.0	0.0
SUPERIOR SEEDLESS	0.0	0.0	0.0	0.0	0.0	0.0	0.0	0.0	0.0	0.0
WHITE MALAGA	0.0	0.0	0.0	0.0	0.0	0.0	0.0	0.0	0.0	0.0
PACKINGHOUSE CULLS	0.0	0.0	0.0	0.0	0.0	0.0	0.0	0.0	0.0	0.0
OTHER TABLE 1/	0.0	0.0	0.0	0.0	0.0	0.0	0.0	0.0	0.0	0.0
TOTAL TABLE	0.0	0.0	0.0	0.0	0.0	11.4	0.0	0.0	0.0	0.0
WINE GRAPES (WHITE):										
BURGER	3.4	0.0	5.4	0.0	0.0	0.0	0.0	0.0	0.0	0.0
CATARRATTO	0.0	0.0	0.0	0.0	0.0	0.0	0.0	0.0	0.0	0.0
CHARDONNAY	17,336.3	1,446.2	37,909.0	14,300.0	5,196.5	6,097.7	26,871.9	16,630.2	8,283.1	792.6
CHENIN BLANC	1,208.7	68.5	587.9	407.7	812.4	12.6	1,731.9	543.2	476.4	0.8
EMERALD RIESLING	0.0	0.0	0.0	0.0	0.0	0.0	0.0	0.0	0.0	0.0
FLORA	10.4	0.0	0.0	0.0	2.6	0.0	0.0	0.0	0.0	0.0
FRENCH COLOMBARD	847.7	0.0	1,285.1	3.7	167.5	0.0	463.4	0.0	915.7	15.2
GEWURZTRAMINER	1,695.9	5.1	816.1	28.8	0.0	14.6	743.0	201.4	0.0	10.3
GRAY RIESLING	41.2	0.0	52.3	9.4	0.0	7.3	0.0	0.0	0.0	0.0
GREEN HUNGARIAN	3.1	0.0	0.0	0.0	0.0	0.0	0.0	0.0	0.0	0.0
KLEINBERGER	0.0	0.0	3.9	0.0	0.0	0.0	0.0	0.0	0.0	0.0
MALVASIA BIANCA	0.0	0.0	0.0	0.4	0.0	0.0	135.6	0.0	0.0	0.0
MARSANNE	22.8	0.0	22.0	0.0	0.0	19.4	40.4	16.2	0.0	10.6
MELON	0.0	0.0	42.6	0.0	0.0	0.0	0.0	0.0	0.0	0.0
MUSCADELLE	0.0	0.0	4.6	0.0	0.0	0.0	0.0	0.0	0.0	0.0
MUSCAT BLANC/M CANELLI	92.3	121.2	57.3	150.7	0.0	5.2	0.5	460.7	3.2	28.7
MUSCAT OF ALEXANDRIA	0.0	0.0	0.0	0.0	0.0	0.0	0.0	0.0	1.6	0.0
MUSCAT ORANGE	24.0	0.0	2.3	0.0	0.0	0.0	24.5	30.2	7.5	54.9
PALOMINO/G CHASSELAS	3.6	0.0	25.9	0.0	0.0	23.9	0.0	0.0	0.0	0.0
PEDRO XIMENES	0.0	0.0	0.0	0.0	0.0	0.0	0.0	0.0	0.0	0.0
PINOT BLANC	124.5	1.9	342.8	69.2	0.0	2.8	777.3	298.7	0.0	0.0
PINOT GRIS	110.9	0.0	208.4	267.5	10.4	56.6	382.8	145.3	0.0	8.3
ROUSANNE	15.8	0.0	12.8	0.0	0.0	2.3	0.0	61.7	0.0	5.6
SAUVIGNON BLANC	2,857.8	3,579.8	3,806.2	3,647.0	446.5	844.0	1,727.0	3,244.3	419.7	378.6
SAUVIGNON MUSQUE	0.0	0.0	84.1	73.9	0.0	0.0	0.0	0.0	0.0	0.0

TABLE 4: TONS OF GRAPES PURCHASED FOR WINE, CONCENTRATE, JUICE, VINEGAR, AND BEVERAGE BRANDY BY CALIFORNIA PROCESSORS FROM THE 1999 CROP BY TYPE, VARIETY, AND REPORTING DISTRICT WHERE GROWN, WITH COMPARISONS

Type and Variety	11	12	13	14	15	16	17	1999 State Total	1998 State Total
Tons									
RAISIN GRAPES:									
BLACK CORINTH (ZANTES)	0.0	0.0	1,479.1	54.9	0.0	0.0	0.0	1,534.0	1,375.3
CANNER	0.0	0.0	817.9	0.0	0.0	0.0	0.0	817.9	866.1
FIESTA	0.0	0.0	13,390.2	0.0	0.0	0.0	0.0	13,390.2	12,911.8
SULTANAS	0.0	0.0	118.4	0.0	0.0	0.0	0.0	118.4	86.6
THOMPSON SEEDLESS	0.0	6,555.8	280,183.1	41,975.2	0.0	30.6	0.0	328,744.7	425,767.1
OTHER RAISIN 1/	0.0	0.0	91.0	0.0	0.0	0.0	0.0	91.0	1,785.4
TOTAL RAISIN	0.0	6,555.8	296,079.7	42,030.1	0.0	30.6	0.0	344,696.2	442,792.3
TABLE GRAPES:									
BEAUTY SLDS/BLK BEAUTY	0.0	0.0	0.0	0.0	0.0	55.4	0.0	55.4	0.0
BLACK MONUKKA	0.0	0.0	105.7	0.0	0.0	0.0	0.0	105.7	231.9
BLACK PRINCE/ROSE OF PERU	0.0	0.0	0.0	0.0	0.0	0.0	0.0	11.4	25.9
BLACK SEEDLESS	0.0	0.0	0.0	0.0	0.0	0.0	0.0	0.0	63.9
BLACKROSE	0.0	0.0	0.0	12.5	0.0	0.0	0.0	12.5	0.0
CALMERIA	0.0	0.0	0.0	104.9	0.0	0.0	0.0	104.9	119.8
CARDINAL	0.0	0.0	0.0	0.0	0.0	0.0	0.0	0.0	94.5
CHRISTMAS ROSE	0.0	0.0	39.2	361.7	0.0	0.0	0.0	400.9	129.9
CONCORD	0.0	0.0	156.5	0.0	0.0	0.0	0.0	156.5	0.0
CRIMSON	0.0	0.0	230.3	12.8	0.0	0.0	0.0	243.1	389.8
EMPERATRIZ	0.0	0.0	0.0	217.4	0.0	0.0	0.0	217.4	136.9
EMPEROR	0.0	0.0	23.4	3,720.7	0.0	0.0	0.0	3,744.1	953.9
EXOTIC	0.0	0.0	29.1	214.3	0.0	72.5	0.0	315.9	227.3
FANTASY	0.0	0.0	0.0	0.0	0.0	0.0	0.0	0.0	38.2
FLAME SEEDLESS	0.0	0.0	1,800.6	11,520.2	0.0	0.0	0.0	13,320.8	12,478.5
FLAME TOKAY	12,600.4	10.9	0.0	0.0	0.0	0.0	0.0	12,611.3	18,098.1
ITALIA	0.0	0.0	0.0	79.7	0.0	0.0	0.0	79.7	71.6
MARROO	0.0	0.0	272.3	0.0	0.0	0.0	0.0	272.3	371.3
NIABELL	0.0	0.0	95.9	0.0	0.0	0.0	0.0	95.9	0.0
PERLETTE	0.0	0.0	0.0	0.0	0.0	0.0	0.0	0.0	528.0
QUEEN	0.0	0.0	0.0	107.7	0.0	0.0	0.0	107.7	20.7
RED GLOBE/ROSE-ITO	0.0	0.0	1,086.7	5,301.3	0.0	4.6	0.0	6,392.6	3,441.2
RED MALAGA	0.0	0.0	16.9	0.0	0.0	0.0	0.0	16.9	16.5
RED SEEDLESS	0.0	0.0	321.3	264.8	0.0	0.0	0.0	586.1	1,055.4
RIBIER	0.0	53.5	292.3	1,284.8	0.0	0.0	0.0	1,630.6	748.5
ROGUE	0.0	0.0	0.0	2.8	0.0	0.0	0.0	2.8	0.0
RUBY SEEDLESS/KING RUBY	0.0	0.0	1,414.7	6,201.4	0.0	0.0	0.0	7,616.1	3,091.3
SUPERIOR SEEDLESS	0.0	0.0	0.0	682.7	0.0	0.0	0.0	682.7	1,656.7
WHITE MALAGA	0.0	0.0	3,338.3	1,890.1	0.0	0.0	0.0	5,228.4	5,259.0
PACKINGHOUSE CULLS	10.7	0.0	0.0	0.0	0.0	0.0	0.0	10.7	0.0
OTHER TABLE 1/	0.0	0.0	24,126.9	16,818.8	0.0	0.0	0.0	40,945.7	37,225.5
TOTAL TABLE	12,611.1	64.4	33,350.1	48,798.6	0.0	132.5	0.0	94,968.1	86,474.3
WINE GRAPES (WHITE):									
BURGER	11,048.6	601.5	14,032.0	6,538.3	26.5	2.5	0.0	32,258.2	18,532.1
CATARRATTO	0.0	0.0	0.0	0.0	0.0	0.0	0.0	0.0	2.8
CHARDONNAY	87,716.2	26,726.9	37,533.7	22,577.5	2.0	1,494.8	25,388.2	336,302.8	309,171.7
CHENIN BLANC	5,226.6	13,198.0	73,768.6	25,381.1	0.0	12.3	6,764.2	130,200.9	149,146.6
EMERALD RIESLING	0.0	0.0	798.5	2,142.3	0.0	0.0	0.0	2,940.8	3,358.5
FLORA	0.0	0.0	0.0	0.0	0.0	0.0	0.0	13.0	35.5
FRENCH COLOMBARD	9,682.5	43,367.0	246,155.4	61,428.4	0.0	0.0	357.0	364,688.6	367,582.1
GEWURZTRAMINER	0.0	0.0	0.0	0.0	0.0	0.0	0.0	3,515.2	3,111.0
GRAY RIESLING	60.5	0.0	0.0	0.0	0.0	0.0	0.0	170.7	152.9
GREEN HUNGARIAN	0.0	0.0	0.0	124.7	0.0	0.0	0.0	127.8	132.3
KLEINBERGER	0.0	0.0	0.0	0.0	0.0	0.0	0.0	3.9	5.1
MALVASIA BIANCA	1,641.2	2,299.0	1,894.2	778.1	0.0	0.0	0.0	6,748.5	11,868.5
MARSANNE	0.0	0.0	0.0	0.0	0.0	0.0	0.0	131.4	87.6
MELON	0.0	0.0	0.0	0.0	0.0	0.0	0.0	42.6	14.2
MUSCADELLE	0.0	0.0	0.0	0.0	0.0	0.0	0.0	4.6	2.5
MUSCAT BLANC/M CANELLI	125.0	18.1	4,208.7	0.0	0.0	49.3	44.5	5,365.4	5,774.7
MUSCAT OF ALEXANDRIA	0.0	0.0	22,866.1	15,535.6	0.0	8.9	0.0	38,412.2	52,927.9
MUSCAT ORANGE	73.7	96.3	106.7	0.0	0.0	0.0	0.0	420.1	380.9
PALOMINO/G CHASSELAS	0.0	23.5	4,946.8	438.7	84.9	0.0	0.0	5,547.3	6,515.3
PEDRO XIMENES	18.8	0.0	0.0	0.0	0.0	0.0	0.0	18.8	0.0
PINOT BLANC	0.0	0.0	0.0	0.0	0.0	80.1	0.0	1,697.3	1,824.1
PINOT GRIS	886.2	150.6	0.0	444.3	0.0	0.0	0.0	2,671.3	970.6
ROUSANNE	8.0	0.0	0.0	0.0	0.0	0.5	0.0	106.7	101.3
SAUVIGNON BLANC	12,983.2	4,936.1	1,370.5	1,334.1	0.0	109.9	1,681.7	43,366.4	47,706.4
SAUVIGNON MUSQUE	0.0	0.0	0.0	0.0	0.0	0.0	0.0	158.0	138.0

TABLE 4: TONS OF GRAPES PURCHASED FOR WINE, CONCENTRATE, JUICE, VINEGAR, AND BEVERAGE BRANDY BY CALIFORNIA PROCESSORS FROM THE 1999 CROP BY TYPE, VARIETY, AND REPORTING DISTRICT WHERE GROWN, WITH COMPARISONS

Type and Variety	1	2	3	4	5	6	7	8	9	10
	Tons									
WINE GRAPES (WHITE): (Cont'd.)										
SAUVIGNON VERT	0.0	0.0	8.0	2.2	0.0	0.0	0.0	0.0	0.0	0.0
SCHEUREBE	0.0	0.0	0.0	0.0	0.0	0.0	0.9	0.0	0.0	0.0
SEMILLON	51.2	129.4	386.4	583.8	16.2	32.7	18.4	508.7	0.0	25.0
ST. EMILION (UGNI BLANC)	0.0	0.0	0.0	0.0	0.0	0.0	0.0	0.0	0.0	0.0
SYLVANER	0.0	0.0	0.0	0.0	0.0	0.0	0.0	34.1	0.0	0.0
SYMPHONY	0.0	0.0	0.0	0.0	366.6	0.0	0.0	0.0	257.3	0.0
TOCAI FRIULANO	10.4	0.0	5.1	2.5	0.0	7.8	18.4	3.2	0.0	0.0
VERNACCIA	0.6	0.0	0.0	0.0	0.0	0.0	0.0	0.0	0.0	0.0
VOIGNIER	181.6	47.2	181.9	91.1	168.2	148.7	109.9	203.3	1.2	53.2
WHITE RIESLING	372.1	193.7	78.7	209.2	0.0	5.4	4,077.1	501.2	0.0	17.3
OTHER WHITE 1/	32.2	0.0	15.8	1.9	0.0	24.7	17.7	1.8	0.0	0.0
TOTAL WHITE	25,046.5	5,593.0	45,944.6	19,849.0	7,186.9	7,305.7	37,140.7	22,884.2	10,365.7	1,401.1
WINE GRAPES (RED):										
AGLIANICO	0.0	0.0	0.0	0.0	0.0	0.0	0.0	0.0	0.0	5.8
ALEATICO	0.0	0.0	8.4	0.0	0.0	0.0	0.0	0.0	0.0	0.0
ALICANTE BOUSCHET	2.2	0.0	93.9	0.0	0.9	15.9	0.0	0.8	0.0	1.0
ALVARELHAO	0.0	0.0	0.0	0.0	0.0	0.0	0.0	0.0	0.0	0.3
BARBERA	71.5	23.7	55.0	126.6	0.0	0.0	49.5	137.4	0.0	240.3
BLACK MALVOISIE	0.8	0.0	0.0	0.0	0.0	0.0	0.0	0.0	0.0	0.0
CABERNET FRANC	151.8	169.8	1,158.0	1,438.3	28.2	61.5	276.6	485.0	2.3	216.3
CABERNET SAUVIGNON	4,774.2	2,648.2	14,383.5	21,091.9	2,137.7	1,566.4	10,647.6	15,792.6	2,972.3	861.7
CARIGNANE	3,933.6	0.0	522.3	50.6	69.5	403.2	6.4	1.8	23.9	37.8
CARMINE	0.0	0.0	0.0	0.0	13.7	0.0	0.0	0.0	0.0	0.0
CARNELIAN	0.0	0.0	0.0	0.0	0.0	0.0	0.0	0.0	0.0	0.0
CENTURIAN	0.0	0.0	0.0	0.0	0.0	0.0	0.0	0.0	0.0	0.0
CHARBONO	59.0	0.0	0.0	110.6	0.0	0.0	0.0	0.0	0.0	7.0
CINSAULT	13.1	0.0	11.0	0.0	0.0	9.6	29.6	0.0	0.0	3.0
COUNOISE	0.0	0.0	0.0	0.6	0.0	5.9	0.0	14.8	0.0	0.0
DOLCETTO	27.5	0.0	11.5	4.8	18.6	3.0	39.4	46.7	0.0	0.0
EARLY BURGUNDY	12.4	0.0	5.0	14.4	7.3	0.0	0.0	0.0	0.0	0.0
FREISA	0.0	0.0	3.0	0.0	0.0	3.4	1.1	5.2	0.0	0.0
GAMAY (NAPA)	218.5	186.2	256.1	661.3	313.2	0.0	317.6	410.4	0.0	0.0
GAMAY BEAUJOLAIS	0.0	0.0	15.6	0.0	0.0	0.0	0.0	40.4	0.0	0.0
GRAND NOIR	0.0	0.0	0.0	0.0	0.0	3.4	0.0	0.0	0.0	0.0
GRENACHE	155.6	0.0	88.3	7.3	2.0	46.9	437.7	66.6	295.8	64.2
GRIGNOLINO	0.0	0.0	0.0	0.0	0.0	0.0	0.0	1.6	0.0	0.0
MALBEC	0.0	0.0	107.6	157.1	0.0	3.4	4.7	28.2	0.0	3.4
MATARO/MOURVEDRE	5.6	0.0	56.9	10.6	0.0	732.7	22.0	56.4	0.0	38.3
MERLOT	5,528.1	1,765.8	18,630.0	15,344.9	2,419.1	3,359.1	10,663.9	8,489.5	3,802.6	407.5
MEUNIER	11.6	0.0	211.4	165.2	0.0	0.0	0.0	0.1	0.0	0.0
MISSION	0.0	0.0	0.0	0.0	0.0	0.0	0.0	0.0	0.0	3.6
MONTANACCIO	0.0	0.0	0.0	0.0	0.0	0.0	0.0	0.0	0.0	0.0
MUSCAT HAMBURG	0.0	0.0	0.0	0.0	0.0	0.0	0.0	1.9	0.0	18.7
NEBBIOLO	8.7	0.0	17.1	1.0	0.0	5.6	29.2	50.4	0.0	20.0
NEGRETTE	0.0	0.0	0.1	0.0	0.0	0.0	18.4	0.0	0.0	0.0
PETITE SIRAH	810.9	26.3	348.6	445.9	48.1	46.7	178.3	443.9	216.0	28.8
PETITE VERDOT	15.0	4.1	105.6	187.2	0.0	1.3	1.6	40.7	0.0	0.7
PFEFFER CABERNET	0.0	0.0	0.0	0.0	0.0	0.0	2.7	0.0	0.0	0.0
PINOT NOIR	2,393.2	1.5	8,274.8	4,115.6	474.1	190.0	4,674.8	1,856.7	17.3	14.4
PINOT ST GEORGE	0.0	0.0	0.0	0.0	0.0	0.0	0.0	0.0	0.0	0.0
PINOTAGE	0.0	0.0	0.0	0.0	0.0	0.0	0.0	0.0	0.0	6.9
PORTUGIESER BLAUER	4.5	0.0	0.0	16.2	0.0	0.0	0.0	0.0	0.0	0.0
PRIMOTIVO	0.0	0.0	19.6	0.0	0.0	0.0	2.0	0.7	0.0	13.9
REFOSCO/MONDEUSE	0.0	0.0	0.0	0.0	0.0	6.1	16.9	64.2	0.0	0.0
ROYALTY	0.0	0.0	0.0	0.0	0.0	0.0	0.0	0.0	0.0	0.0
RUBIRED	0.0	0.0	0.0	0.0	0.0	0.0	0.0	0.0	0.0	0.0
RUBY CABERNET	0.0	0.0	9.0	0.0	0.0	0.0	0.0	0.0	0.0	0.6
SALVADOR	0.0	0.0	0.0	0.0	0.0	0.0	0.0	0.0	0.0	0.0
SANGIOVETO/SANGIOVESE	272.4	0.0	841.6	1,001.3	114.2	48.8	652.2	241.2	80.5	228.9
SOUZAO	0.0	1.0	0.0	0.0	0.0	4.3	6.3	0.0	0.0	4.0
SYRAH/FRENCH SYRAH-SHIRAZ	566.0	139.6	1,557.9	441.6	30.6	136.2	798.3	2,116.5	417.0	244.5
TANNAT	0.0	0.0	3.1	0.0	0.0	0.0	0.0	0.0	0.0	0.0
TEMPRANILLO	0.0	0.0	23.4	2.3	0.0	0.0	0.0	0.0	0.0	19.9
TEROLDEGO	0.0	0.0	0.0	0.0	0.0	10.9	2.0	0.0	0.0	0.0
TINTA CAO	0.0	1.3	0.0	0.0	0.0	0.0	0.0	0.0	0.0	10.1
TINTA MADEIRA	0.0	0.4	0.0	0.0	0.0	0.0	0.0	0.0	0.0	0.0
TOURIGA	0.0	1.6	0.0	0.0	0.0	0.0	0.0	0.0	0.0	3.1
TROUSSEAU	0.0	0.0	0.0	0.0	0.0	0.0	6.5	0.0	0.0	0.0
VALDEPENAS	0.0	0.0	0.0	0.0	0.0	0.0	0.0	0.0	0.0	0.0
ZINFANDEL	6,715.5	1,517.1	8,924.1	4,565.4	442.6	1,338.6	731.1	6,213.7	15,848.6	6,123.4
OTHER RED 1/	26.5	0.0	121.5	3.2	0.0	1.8	0.4	10.1	29.7	53.6
TOTAL RED	25,778.2	6,486.6	55,863.9	49,963.9	6,119.8	8,004.7	29,616.8	36,617.5	23,706.0	8,681.7
TOTAL WINE	50,824.7	12,079.6	101,808.5	69,812.9	13,306.7	15,310.4	66,757.5	59,501.7	34,071.7	10,082.8
TOTAL ALL VARIETIES	50,824.7	12,079.6	101,808.5	69,812.9	13,306.7	15,321.8	66,757.5	59,501.7	34,071.7	10,082.8

TABLE 4: TONS OF GRAPES PURCHASED FOR WINE, CONCENTRATE, JUICE, VINEGAR, AND BEVERAGE BRANDY BY CALIFORNIA PROCESSORS FROM THE 1999 CROP BY TYPE, VARIETY, AND REPORTING DISTRICT WHERE GROWN, WITH COMPARISONS

Type and Variety	11	12	13	14	15	16	17	1999 State Total	1998 State Total
Tons									
WINE GRAPES (WHITE): (Cont'd.)									
SAUVIGNON VERT	0.0	0.0	0.0	0.0	0.0	0.0	0.0	10.2	13.1
SCHEUREBE	0.0	0.0	0.0	0.0	0.0	0.0	0.0	0.9	0.0
SEMILLON	1,944.3	1,170.8	1,296.4	1,094.5	0.0	7.3	42.3	7,307.4	6,047.3
ST. EMILION (UGNI BLANC)	0.9	0.0	1,764.2	8.9	0.0	0.0	0.0	1,774.0	2,098.8
SYLVANER	0.0	0.0	0.0	0.0	0.0	0.0	0.0	34.1	78.9
SYMPHONY	555.1	187.9	3,081.9	1,073.4	0.0	0.0	807.4	6,329.6	6,183.3
TOCAI FRIULANO	0.0	0.0	0.0	0.0	0.0	0.0	0.0	47.4	90.8
VERNACCIA	0.0	0.0	0.0	0.0	0.0	0.0	0.0	0.6	4.2
VIIGNIER	1,344.9	84.4	544.9	0.0	0.0	22.3	24.6	3,207.4	1,567.1
WHITE RIESLING	88.1	0.0	0.0	0.0	0.0	39.9	0.0	5,582.7	7,256.2
OTHER WHITE 1/	0.0	0.0	1,257.5	162.4	0.0	0.0	0.0	1,514.0	2,496.7
TOTAL WHITE	133,403.8	92,860.1	415,626.1	139,062.3	113.4	1,827.8	35,109.9	1,000,720.8	1,005,379.0
WINE GRAPES (RED):									
AGLIANICO	0.0	0.0	0.0	0.0	0.0	0.0	0.0	5.8	1.1
ALEATICO	0.0	0.0	115.1	0.0	3.1	0.0	0.0	126.6	154.6
ALICANTE BOUSCHET	386.2	35.6	2,608.6	1,310.7	62.8	40.0	9.2	4,567.8	2,399.1
ALVARELHAO	30.4	0.0	0.0	0.0	0.0	0.0	0.0	30.7	8.3
BARBERA	740.4	3,501.2	85,686.9	5,765.4	0.0	21.8	0.0	96,419.7	92,854.8
BLACK MALVOISIE	0.0	0.0	0.0	465.2	0.0	0.0	0.0	466.0	459.8
CABERNET FRANC	1,571.6	15.4	441.7	31.8	4.0	18.4	0.0	6,070.7	5,748.7
CABERNET SAUVIGNON	76,938.8	16,853.6	28,567.5	7,987.6	1.7	408.8	1,499.7	209,133.8	187,680.3
CARIGNANE	7,416.0	9,008.7	28,056.6	4,416.9	81.8	16.1	0.0	54,045.2	51,711.7
CARMINE	0.0	0.0	161.7	501.8	0.0	0.6	0.0	677.8	411.1
CARNELIAN	2.7	0.0	4,288.3	2,912.7	0.0	0.0	0.0	7,203.7	7,410.8
CENTURIAN	0.0	0.0	1,627.9	0.0	0.0	0.0	0.0	1,627.9	1,184.8
CHARBONO	1.0	0.0	0.0	0.0	0.0	0.0	0.0	177.6	265.0
CINSAULT	0.5	0.0	0.0	0.0	5.7	0.0	7.8	80.3	64.8
COUNOISE	0.0	0.0	0.0	0.0	0.0	0.0	0.0	21.3	8.2
DOLCETTO	10.6	0.0	196.5	0.0	0.0	0.0	0.0	358.6	169.7
EARLY BURGUNDY	0.0	0.0	0.0	0.0	0.0	0.0	0.0	39.1	43.5
FREISA	0.0	0.0	0.0	0.0	0.0	0.0	0.0	12.7	16.6
GAMAY (NAPA)	472.9	0.0	1,327.0	672.0	0.0	0.0	104.2	4,939.4	5,955.3
GAMAY BEAUJOLAIS	0.0	0.0	0.0	0.0	0.0	0.0	0.0	56.0	505.9
GRAND NOIR	0.0	0.0	0.0	0.0	0.0	0.0	0.0	3.4	0.0
GRENACHE	242.8	14,914.4	61,506.1	11,135.8	232.9	37.5	136.5	89,370.4	94,114.0
GRIGNOLINO	0.0	0.0	0.0	0.0	0.0	0.0	0.0	1.6	63.3
MALBEC	79.4	0.0	0.0	18.3	0.0	1.2	0.0	403.3	216.2
MATARO/MOURVEDRE	26.2	0.0	0.0	0.0	24.6	82.8	215.4	1,271.5	929.4
MERLOT	52,096.4	17,541.0	35,575.4	10,068.3	1.0	433.4	5,470.7	191,596.7	153,535.1
MEUNIER	0.0	0.0	0.0	0.0	0.0	0.0	0.0	388.3	343.6
MISSION	0.0	892.5	2,124.8	483.3	26.8	225.0	0.0	3,756.0	4,610.6
MONTANACCIO	0.0	0.0	0.0	0.0	0.0	0.0	0.0	0.0	8.8
MUSCAT HAMBURG	0.0	91.4	0.0	0.0	0.0	0.0	0.0	112.0	156.4
NEBBIOLO	0.0	0.0	239.7	0.0	0.0	19.9	0.0	391.6	259.8
NEGRETTE	0.0	0.0	0.0	0.0	0.0	0.0	0.0	18.5	26.0
PETITE SIRAH	1,842.0	569.7	196.9	291.3	0.0	0.0	456.0	5,949.4	6,621.5
PETITE VERDOT	47.1	0.0	0.0	24.2	0.0	0.2	0.0	427.7	275.5
PFEFFER CABERNET	0.0	0.0	0.0	0.0	0.0	0.0	0.0	2.7	9.5
PINOT NOIR	1,106.9	1,050.8	64.4	0.0	0.0	0.0	5.4	24,239.9	20,353.3
PINOT ST GEORGE	0.0	0.0	0.0	0.0	0.0	0.0	0.0	0.0	30.4
PINOTAGE	0.0	0.0	0.0	0.0	0.0	0.0	0.0	6.9	5.2
PORTUGIESE BLAUER	0.0	0.0	0.0	0.0	0.0	0.0	0.0	20.7	8.7
PRIMOTIVO	247.6	0.0	0.0	0.0	0.0	0.0	0.0	283.8	345.9
REFOSCO/MONDEUSE	0.0	0.0	0.0	0.0	0.0	0.0	0.0	87.2	111.5
ROYALTY	0.0	42.0	4,408.5	2,054.0	0.0	0.0	0.0	6,504.5	5,761.5
RUBIED	132.8	7,025.0	52,760.4	34,556.2	0.0	0.0	0.0	94,474.4	99,169.7
RUBY CABERNET	0.0	7,664.1	31,508.9	12,755.6	0.0	0.0	0.0	51,938.2	51,906.4
SALVADOR	19.4	0.0	143.7	5,030.1	25.5	0.0	0.0	5,218.7	5,907.0
SANGIOVETO/SANGIOVESE	3,665.6	3,284.9	1,821.0	219.7	0.5	118.3	204.7	12,795.8	5,982.0
SOUZAO	35.8	0.0	56.4	0.0	0.0	0.0	0.0	107.8	94.1
SYRAH/FRENCH SYRAH-SHIRAZ	7,129.8	2,117.7	10,717.2	4,219.4	1.5	49.3	797.6	31,480.7	17,386.2
TANNAT	31.6	0.0	0.0	0.0	0.0	0.0	0.0	34.7	26.0
TEMPRANILLO	0.0	183.9	46.5	328.5	0.0	0.9	0.0	605.4	363.7
TEROLDEGO	0.0	0.0	0.0	0.0	0.0	0.0	0.0	12.9	22.0
TINTA CAO	21.4	0.0	0.0	0.0	0.0	0.0	0.0	32.8	19.8
TINTA MADEIRA	0.0	0.0	0.0	0.0	0.0	0.0	0.0	0.4	93.3
TOURIGA	54.1	0.0	17.9	0.0	0.0	0.0	0.0	76.7	92.8
TROUSSEAU	10.9	0.0	0.0	0.0	0.0	0.0	0.0	17.4	15.2
VALDEPENAS	0.0	338.2	1,741.3	22.0	0.0	0.0	0.0	2,101.5	998.5
ZINFANDEL	105,090.9	42,311.2	66,763.3	29,833.0	560.6	279.1	3,375.2	300,633.4	306,554.2
OTHER RED 1/	36.7	58.0	2,556.5	1,183.4	5.0	21.1	0.0	4,107.5	8,938.3
TOTAL RED	259,488.5	127,499.3	425,326.7	136,287.2	1,037.5	1,774.4	12,282.4	1,214,535.1	1,142,409.5
TOTAL WINE	392,892.3	220,359.4	840,952.8	275,349.5	1,150.9	3,602.2	47,392.3	2,215,255.9	2,147,788.5
TOTAL ALL VARIETIES	405,503.4	226,979.6	1,170,382.6	366,178.2	1,150.9	3,765.3	47,392.3	2,654,920.2	2,677,055.1

1/ Other categories include minor and mixed varieties.

**TABLE 6: WEIGHTED AVERAGE GROWER RETURNS PER TON DELIVERED BASIS PURCHASED FOR
WINE, CONCENTRATE, JUICE, VINEGAR, AND BEVERAGE BRANDY BY CALIFORNIA PROCESSORS
FROM THE 1999 CROP BY TYPE, VARIETY, AND REPORTING DISTRICT WHERE GROWN, WITH COMPARISONS**

Type and Variety	1	2	3	4	5	6	7	8	9	10
	Dollars									
RAISIN GRAPES:										
BLACK CORINTH (ZANTES)	0.00	0.00	0.00	0.00	0.00	0.00	0.00	0.00	0.00	0.00
CANNER	0.00	0.00	0.00	0.00	0.00	0.00	0.00	0.00	0.00	0.00
FIESTA	0.00	0.00	0.00	0.00	0.00	0.00	0.00	0.00	0.00	0.00
SULTANAS	0.00	0.00	0.00	0.00	0.00	0.00	0.00	0.00	0.00	0.00
THOMPSON SEEDLESS	0.00	0.00	0.00	0.00	0.00	0.00	0.00	0.00	0.00	0.00
OTHER RAISIN 1/	0.00	0.00	0.00	0.00	0.00	0.00	0.00	0.00	0.00	0.00
TOTAL RAISIN	0.00	0.00	0.00	0.00	0.00	0.00	0.00	0.00	0.00	0.00
TABLE GRAPES:										
BEAUTY SLDS/BLK BEAUTY	0.00	0.00	0.00	0.00	0.00	0.00	0.00	0.00	0.00	0.00
BLACK MONUKKA	0.00	0.00	0.00	0.00	0.00	0.00	0.00	0.00	0.00	0.00
BLACK PRINCE/ROSE OF PERU	0.00	0.00	0.00	0.00	0.00	600.00	0.00	0.00	0.00	0.00
BLACK SEEDLESS	0.00	0.00	0.00	0.00	0.00	0.00	0.00	0.00	0.00	0.00
BLACKROSE	0.00	0.00	0.00	0.00	0.00	0.00	0.00	0.00	0.00	0.00
CALMERIA	0.00	0.00	0.00	0.00	0.00	0.00	0.00	0.00	0.00	0.00
CARDINAL	0.00	0.00	0.00	0.00	0.00	0.00	0.00	0.00	0.00	0.00
CHRISTMAS ROSE	0.00	0.00	0.00	0.00	0.00	0.00	0.00	0.00	0.00	0.00
CONCORD	0.00	0.00	0.00	0.00	0.00	0.00	0.00	0.00	0.00	0.00
CRIMSON	0.00	0.00	0.00	0.00	0.00	0.00	0.00	0.00	0.00	0.00
EMPERATRIZ	0.00	0.00	0.00	0.00	0.00	0.00	0.00	0.00	0.00	0.00
EMPEROR	0.00	0.00	0.00	0.00	0.00	0.00	0.00	0.00	0.00	0.00
EXOTIC	0.00	0.00	0.00	0.00	0.00	0.00	0.00	0.00	0.00	0.00
FANTASY	0.00	0.00	0.00	0.00	0.00	0.00	0.00	0.00	0.00	0.00
FLAME SEEDLESS	0.00	0.00	0.00	0.00	0.00	0.00	0.00	0.00	0.00	0.00
FLAME TOKAY	0.00	0.00	0.00	0.00	0.00	0.00	0.00	0.00	0.00	0.00
ITALIA	0.00	0.00	0.00	0.00	0.00	0.00	0.00	0.00	0.00	0.00
MARROO	0.00	0.00	0.00	0.00	0.00	0.00	0.00	0.00	0.00	0.00
NIABELL	0.00	0.00	0.00	0.00	0.00	0.00	0.00	0.00	0.00	0.00
PERLETTE	0.00	0.00	0.00	0.00	0.00	0.00	0.00	0.00	0.00	0.00
QUEEN	0.00	0.00	0.00	0.00	0.00	0.00	0.00	0.00	0.00	0.00
RED GLOBE/ROSE-ITO	0.00	0.00	0.00	0.00	0.00	0.00	0.00	0.00	0.00	0.00
RED MALAGA	0.00	0.00	0.00	0.00	0.00	0.00	0.00	0.00	0.00	0.00
RED SEEDLESS	0.00	0.00	0.00	0.00	0.00	0.00	0.00	0.00	0.00	0.00
RIBIER	0.00	0.00	0.00	0.00	0.00	0.00	0.00	0.00	0.00	0.00
ROGUE	0.00	0.00	0.00	0.00	0.00	0.00	0.00	0.00	0.00	0.00
RUBY SEEDLESS/KING RUBY	0.00	0.00	0.00	0.00	0.00	0.00	0.00	0.00	0.00	0.00
SUPERIOR SEEDLESS	0.00	0.00	0.00	0.00	0.00	0.00	0.00	0.00	0.00	0.00
WHITE MALAGA	0.00	0.00	0.00	0.00	0.00	0.00	0.00	0.00	0.00	0.00
PACKINGHOUSE CULLS	0.00	0.00	0.00	0.00	0.00	0.00	0.00	0.00	0.00	0.00
OTHER TABLE 1/	0.00	0.00	0.00	0.00	0.00	0.00	0.00	0.00	0.00	0.00
TOTAL TABLE	0.00	0.00	0.00	0.00	0.00	600.00	0.00	0.00	0.00	0.00
WINE GRAPES (WHITE):										
BURGER	450.00	0.00	450.00	0.00	0.00	0.00	0.00	0.00	0.00	0.00
CATARRATTO	0.00	0.00	0.00	0.00	0.00	0.00	0.00	0.00	0.00	0.00
CHARDONNAY	1,565.10	1,276.00	1,857.10	1,997.61	1,200.16	1,377.28	1,500.54	1,559.74	741.36	1,232.40
CHENIN BLANC	800.51	667.34	611.78	891.68	372.19	566.38	965.87	671.53	270.64	400.00
EMERALD RIESLING	0.00	0.00	0.00	0.00	0.00	0.00	0.00	0.00	0.00	0.00
FLORA	750.00	0.00	0.00	0.00	500.00	0.00	0.00	0.00	0.00	0.00
FRENCH COLOMBARD	595.18	0.00	561.93	581.08	607.35	0.00	738.51	0.00	200.00	280.00
GEWURZTRAMINER	968.27	800.00	1,151.91	971.77	0.00	730.82	925.53	811.96	0.00	891.38
GRAY RIESLING	350.00	0.00	1,111.00	600.00	0.00	1,000.00	0.00	0.00	0.00	0.00
GREEN HUNGARIAN	600.00	0.00	0.00	0.00	0.00	0.00	0.00	0.00	0.00	0.00
KLEINBERGER	0.00	0.00	1,000.00	0.00	0.00	0.00	0.00	0.00	0.00	0.00
MALVASIA BIANCA	0.00	0.00	0.00	1,600.00	0.00	0.00	1,261.06	0.00	0.00	0.00
MARSANNE	1,739.47	0.00	1,800.00	0.00	0.00	1,524.23	1,585.48	891.91	0.00	933.96
MELON	0.00	0.00	1,328.67	0.00	0.00	0.00	0.00	0.00	0.00	0.00
MUSCADELLE	0.00	0.00	1,250.00	0.00	0.00	0.00	0.00	0.00	0.00	0.00
MUSCAT BLANC/M CANELLI	1,515.32	998.09	1,640.72	1,138.83	0.00	837.50	1,000.00	931.41	650.00	795.82
MUSCAT OF ALEXANDRIA	0.00	0.00	0.00	0.00	0.00	0.00	0.00	0.00	1,000.00	0.00
MUSCAT ORANGE	1,595.01	0.00	1,190.48	0.00	0.00	0.00	1,591.39	1,176.49	650.00	715.29
PALOMINO/G CHASSELAS	550.00	0.00	550.00	0.00	0.00	533.16	0.00	0.00	0.00	0.00
PEDRO XIMENES	0.00	0.00	0.00	0.00	0.00	0.00	0.00	0.00	0.00	0.00
PINOT BLANC	1,430.44	1,250.00	1,442.51	1,492.80	0.00	1,200.00	1,094.44	1,614.26	0.00	0.00
PINOT GRIS	1,400.25	0.00	1,778.28	1,524.04	800.00	1,488.62	1,460.91	1,569.76	0.00	1,305.55
ROUSANNE	1,855.09	0.00	1,800.00	0.00	0.00	1,547.83	0.00	1,663.93	0.00	900.89
SAUVIGNON BLANC	1,089.31	967.12	1,278.21	1,335.67	612.81	737.37	1,084.17	950.22	658.99	736.60
SAUVIGNON MUSQUE	0.00	0.00	1,357.50	1,395.09	0.00	0.00	0.00	0.00	0.00	0.00

**TABLE 6: WEIGHTED AVERAGE GROWER RETURNS PER TON DELIVERED BASIS PURCHASED FOR
WINE, CONCENTRATE, JUICE, VINEGAR, AND BEVERAGE BRANDY BY CALIFORNIA PROCESSORS
FROM THE 1999 CROP BY TYPE, VARIETY, AND REPORTING DISTRICT WHERE GROWN, WITH COMPARISONS**

Type and Variety	11	12	13	14	15	16	17	1999 State Total	1998 State Total
	Dollars								
RAISIN GRAPES:									
BLACK CORINTH (ZANTES)	0.00	0.00	200.95	209.00	0.00	0.00	0.00	201.24	141.54
CANNER	0.00	0.00	30.00	0.00	0.00	0.00	0.00	30.00	30.00
FIESTA	0.00	0.00	202.68	0.00	0.00	0.00	0.00	202.68	165.00
SULTANAS	0.00	0.00	196.51	0.00	0.00	0.00	0.00	196.51	168.97
THOMPSON SEEDLESS	0.00	187.21	201.42	197.68	0.00	185.00	0.00	200.66	164.48
OTHER RAISIN 1/	0.00	0.00	129.56	0.00	0.00	0.00	0.00	129.56	145.39
TOTAL RAISIN	0.00	187.21	200.98	197.69	0.00	185.00	0.00	200.32	164.09
TABLE GRAPES:									
BEAUTY SLDS/BLK BEAUTY	0.00	0.00	0.00	0.00	0.00	185.00	0.00	185.00	0.00
BLACK MONUKKA	0.00	0.00	186.24	0.00	0.00	0.00	0.00	186.24	143.06
BLACK PRINCE/ROSE OF PERU	0.00	0.00	0.00	0.00	0.00	0.00	0.00	600.00	420.46
BLACK SEEDLESS	0.00	0.00	0.00	0.00	0.00	0.00	0.00	0.00	131.95
BLACKROSE	0.00	0.00	0.00	160.00	0.00	0.00	0.00	160.00	0.00
CALMERIA	0.00	0.00	0.00	194.40	0.00	0.00	0.00	194.40	129.41
CARDINAL	0.00	0.00	0.00	0.00	0.00	0.00	0.00	0.00	135.85
CHRISTMAS ROSE	0.00	0.00	161.00	156.86	0.00	0.00	0.00	157.27	144.47
CONCORD	0.00	0.00	300.00	0.00	0.00	0.00	0.00	300.00	0.00
CRIMSON	0.00	0.00	148.08	173.00	0.00	0.00	0.00	149.39	138.11
EMPERATRIZ	0.00	0.00	0.00	161.60	0.00	0.00	0.00	161.60	162.09
EMPEROR	0.00	0.00	140.00	174.32	0.00	0.00	0.00	174.11	113.72
EXOTIC	0.00	0.00	196.80	147.86	0.00	185.00	0.00	160.89	126.69
FANTASY	0.00	0.00	0.00	0.00	0.00	0.00	0.00	0.00	153.95
FLAME SEEDLESS	0.00	0.00	180.42	201.03	0.00	0.00	0.00	198.24	146.06
FLAME TOKAY	179.81	160.00	0.00	0.00	0.00	0.00	0.00	179.79	184.08
ITALIA	0.00	0.00	0.00	177.98	0.00	0.00	0.00	177.98	142.35
MARROO	0.00	0.00	195.34	0.00	0.00	0.00	0.00	195.34	144.26
NIABELL	0.00	0.00	196.83	0.00	0.00	0.00	0.00	196.83	0.00
PERLETTE	0.00	0.00	0.00	0.00	0.00	0.00	0.00	0.00	129.66
QUEEN	0.00	0.00	0.00	193.50	0.00	0.00	0.00	193.50	162.42
RED GLOBE/ROSE-ITO	0.00	0.00	132.25	180.46	0.00	185.00	0.00	172.27	133.69
RED MALAGA	0.00	0.00	149.80	0.00	0.00	0.00	0.00	149.80	105.00
RED SEEDLESS	0.00	0.00	155.67	202.50	0.00	0.00	0.00	176.83	128.60
RIBIER	0.00	185.00	122.64	148.77	0.00	0.00	0.00	145.27	141.99
ROGUE	0.00	0.00	0.00	186.30	0.00	0.00	0.00	186.30	0.00
RUBY SEEDLESS/KING RUBY	0.00	0.00	187.28	196.20	0.00	0.00	0.00	194.55	147.34
SUPERIOR SEEDLESS	0.00	0.00	0.00	171.90	0.00	0.00	0.00	171.90	128.05
WHITE MALAGA	0.00	0.00	180.68	185.80	0.00	0.00	0.00	182.53	167.61
PACKINGHOUSE CULLS	45.00	0.00	0.00	0.00	0.00	0.00	0.00	45.00	0.00
OTHER TABLE 1/	0.00	0.00	193.14	187.63	0.00	0.00	0.00	190.88	138.09
TOTAL TABLE	179.69	180.77	188.10	188.34	0.00	185.00	0.00	187.15	150.36
WINE GRAPES (WHITE):									
BURGER	180.88	197.61	175.00	181.23	194.91	900.00	0.00	178.85	183.93
CATARRATTO	0.00	0.00	0.00	0.00	0.00	0.00	0.00	0.00	1,355.00
CHARDONNAY	667.17	508.36	464.57	453.99	550.00	853.77	701.86	995.68	1,087.86
CHENIN BLANC	288.82	246.08	202.60	197.53	0.00	550.00	388.32	242.41	237.97
EMERALD RIESLING	0.00	0.00	156.38	196.90	0.00	0.00	0.00	185.90	187.26
FLORA	0.00	0.00	0.00	0.00	0.00	0.00	0.00	700.00	1,199.28
FRENCH COLOMBARD	236.34	204.22	193.11	190.59	0.00	0.00	264.12	198.37	184.92
GEWURZTRAMINER	0.00	0.00	0.00	0.00	0.00	0.00	0.00	991.49	959.66
GRAY RIESLING	350.00	0.00	0.00	0.00	0.00	0.00	0.00	624.72	731.04
GREEN HUNGARIAN	0.00	0.00	0.00	220.00	0.00	0.00	0.00	229.22	210.00
KLEINBERGER	0.00	0.00	0.00	0.00	0.00	0.00	0.00	1,000.00	1,078.43
MALVASIA BIANCA	275.00	275.00	253.38	217.66	0.00	0.00	0.00	282.21	259.02
MARSANNE	0.00	0.00	0.00	0.00	0.00	0.00	0.00	1,501.01	1,376.62
MELON	0.00	0.00	0.00	0.00	0.00	0.00	0.00	1,328.67	1,350.00
MUSCADELLE	0.00	0.00	0.00	0.00	0.00	0.00	0.00	1,250.00	1,000.00
MUSCAT BLANC/M CANELLI	450.00	500.00	356.95	0.00	0.00	829.25	561.42	488.09	500.90
MUSCAT OF ALEXANDRIA	0.00	0.00	234.65	234.45	0.00	650.00	0.00	234.69	223.16
MUSCAT ORANGE	550.00	500.00	417.94	0.00	0.00	0.00	0.00	697.36	666.49
PALOMINO/G CHASSELAS	0.00	190.00	193.36	185.00	190.00	0.00	0.00	196.00	176.99
PEDRO XIMENES	325.00	0.00	0.00	0.00	0.00	0.00	0.00	325.00	0.00
PINOT BLANC	0.00	0.00	0.00	0.00	0.00	1,000.00	0.00	1,293.00	1,123.61
PINOT GRIS	643.16	572.11	0.00	523.80	0.00	0.00	0.00	1,015.67	1,226.86
ROUSANNE	1,146.25	0.00	0.00	0.00	0.00	1,400.00	0.00	1,625.96	1,436.71
SAUVIGNON BLANC	581.56	482.73	352.35	377.17	0.00	889.80	572.08	800.10	827.14
SAUVIGNON MUSQUE	0.00	0.00	0.00	0.00	0.00	0.00	0.00	1,375.09	1,271.71

**TABLE 6: WEIGHTED AVERAGE GROWER RETURNS PER TON DELIVERED BASIS PURCHASED FOR
WINE, CONCENTRATE, JUICE, VINEGAR, AND BEVERAGE BRANDY BY CALIFORNIA PROCESSORS
FROM THE 1999 CROP BY TYPE, VARIETY, AND REPORTING DISTRICT WHERE GROWN, WITH COMPARISONS**

Type and Variety	11	12	13	14	15	16	17	1999 State Total	1998 State Total
	Dollars								
WINE GRAPES (WHITE): (Cont'd.)									
SAUVIGNON VERT	0.00	0.00	0.00	0.00	0.00	0.00	0.00	650.98	605.63
SCHEUREBE	0.00	0.00	0.00	0.00	0.00	0.00	0.00	2,629.89	0.00
SEMILLON	437.81	442.92	330.46	189.96	0.00	900.00	260.00	544.34	573.84
ST. EMILION (UGNI BLANC)	650.00	0.00	211.89	500.00	0.00	0.00	0.00	213.55	205.85
SYLVANER	0.00	0.00	0.00	0.00	0.00	0.00	0.00	851.48	350.00
SYMPHONY	331.90	450.00	281.64	316.84	0.00	0.00	315.96	305.96	302.66
TOCAI FRIULANO	0.00	0.00	0.00	0.00	0.00	0.00	0.00	1,514.60	1,430.40
VERNACCIA	0.00	0.00	0.00	0.00	0.00	0.00	0.00	1,500.00	1,500.00
VOIGNIER	682.83	526.62	673.81	0.00	0.00	1,031.90	1,100.00	1,011.69	1,335.93
WHITE RIESLING	357.93	0.00	0.00	0.00	0.00	787.49	0.00	861.43	820.67
OTHER WHITE 1/	0.00	0.00	171.89	174.16	0.00	0.00	0.00	231.33	194.00
TOTAL WHITE	562.27	318.98	225.16	243.16	197.50	859.77	621.48	518.32	521.04
WINE GRAPES (RED):									
AGLIANICO	0.00	0.00	0.00	0.00	0.00	0.00	0.00	1,200.00	1,103.33
ALEATICO	0.00	0.00	455.13	0.00	1,200.00	0.00	0.00	562.60	453.93
ALICANTE BOUSCHET	567.39	1,121.51	233.57	303.02	287.10	275.00	1,070.00	326.65	346.92
ALVARELHAO	514.41	0.00	0.00	0.00	0.00	0.00	0.00	518.42	829.86
BARBERA	623.65	310.15	253.75	244.12	0.00	946.10	0.00	267.18	307.32
BLACK MALVOISIE	0.00	0.00	0.00	298.89	0.00	0.00	0.00	300.43	298.58
CABERNET FRANC	729.64	700.00	311.77	800.00	1,200.00	909.45	0.00	1,510.67	1,468.87
CABERNET SAUVIGNON	696.88	589.07	439.47	432.99	1,200.00	1,076.04	745.89	1,063.60	1,182.76
CARIGNANE	390.98	290.31	262.50	247.51	296.30	453.42	0.00	342.33	393.66
CARMINE	0.00	0.00	415.38	334.47	0.00	1,000.00	0.00	357.70	435.09
CARNELIAN	975.00	0.00	239.77	281.76	0.00	0.00	0.00	257.02	307.05
CENTURIAN	0.00	0.00	305.20	0.00	0.00	0.00	0.00	305.20	301.06
CHARBONO	816.59	0.00	0.00	0.00	0.00	0.00	0.00	1,679.10	1,558.71
CINSAULT	800.00	0.00	0.00	0.00	1,000.00	0.00	1,070.00	982.36	1,057.52
COUNOISE	0.00	0.00	0.00	0.00	0.00	0.00	0.00	1,213.37	1,226.88
DOLCETTO	800.00	0.00	250.00	0.00	0.00	0.00	0.00	807.84	972.80
EARLY BURGUNDY	0.00	0.00	0.00	0.00	0.00	0.00	0.00	907.42	821.84
FREISA	0.00	0.00	0.00	0.00	0.00	0.00	0.00	1,697.59	1,499.70
GAMAY (NAPA)	385.78	0.00	283.91	313.28	0.00	0.00	400.00	590.93	613.26
GAMAY BEAUJOLAIS	0.00	0.00	0.00	0.00	0.00	0.00	0.00	1,308.21	1,152.09
GRAND NOIR	0.00	0.00	0.00	0.00	0.00	0.00	0.00	829.41	0.00
GRENACHE	188.39	209.68	189.21	185.13	409.82	700.00	202.92	201.94	212.60
GRIGNOLINO	0.00	0.00	0.00	0.00	0.00	0.00	0.00	1,200.00	116.47
MALBEC	770.00	0.00	0.00	900.00	0.00	1,000.00	0.00	1,772.21	1,415.35
MATARO/MOURVEDRE	907.63	0.00	0.00	0.00	800.00	494.75	162.47	969.49	1,080.67
MERLOT	662.74	541.48	436.76	466.80	1,200.00	1,203.73	703.46	993.55	1,014.86
MEUNIER	0.00	0.00	0.00	0.00	0.00	0.00	0.00	1,666.59	1,453.83
MISSION	0.00	176.58	177.38	175.00	100.00	171.67	0.00	176.39	224.19
MONTANACCIO	0.00	0.00	0.00	0.00	0.00	0.00	0.00	0.00	800.00
MUSCAT HAMBURG	0.00	551.01	0.00	0.00	0.00	0.00	0.00	577.92	532.75
NEBBIOLO	0.00	0.00	300.00	0.00	0.00	890.45	0.00	737.22	1,269.01
NEGRETTE	0.00	0.00	0.00	0.00	0.00	0.00	0.00	1,847.38	1,437.01
PETITE SIRAH	649.10	614.62	369.81	400.00	0.00	0.00	816.14	1,053.73	929.02
PETITE VERDOT	500.00	0.00	0.00	900.00	0.00	1,000.00	0.00	2,159.75	2,108.16
PFEFFER CABERNET	0.00	0.00	0.00	0.00	0.00	0.00	0.00	1,200.00	1,100.00
PINOT NOIR	609.59	600.00	498.91	0.00	0.00	0.00	850.00	1,721.85	1,632.29
PINOT ST GEORGE	0.00	0.00	0.00	0.00	0.00	0.00	0.00	0.00	887.72
PINOTAGE	0.00	0.00	0.00	0.00	0.00	0.00	0.00	1,150.00	1,140.39
PORTUGIESER BLAUER	0.00	0.00	0.00	0.00	0.00	0.00	0.00	1,248.70	1,142.48
PRIMOTIVO	600.00	0.00	0.00	0.00	0.00	0.00	0.00	729.82	665.71
REFOSCO/MONDEUSE	0.00	0.00	0.00	0.00	0.00	0.00	0.00	1,373.51	1,055.40
ROYALTY	0.00	380.23	396.71	396.22	0.00	0.00	0.00	396.45	380.36
RUBIRED	460.05	384.07	401.82	409.12	0.00	0.00	0.00	403.25	383.71
RUBY CABERNET	0.00	351.26	307.11	327.10	0.00	0.00	0.00	318.76	385.49
SALVADOR	400.00	0.00	340.19	313.54	280.59	0.00	0.00	314.43	331.39
SANGIOVETO/SANGIOVESE	568.70	467.73	280.93	293.24	1,200.00	1,127.13	350.00	783.09	957.28
SOUZAO	480.62	0.00	420.20	0.00	0.00	0.00	0.00	550.12	709.44
SYRAH/FRENCH SYRAH-SHIRAZ	768.44	447.83	379.98	329.46	1,200.00	1,183.66	851.13	729.58	868.69
TANNAT	400.00	0.00	0.00	0.00	0.00	0.00	0.00	498.27	1,917.23
TEMPRANILLO	0.00	275.00	464.97	360.00	0.00	1,000.00	0.00	418.11	494.98
TEROLDEGO	0.00	0.00	0.00	0.00	0.00	0.00	0.00	1,905.04	1,814.32
TINTA CAO	424.21	0.00	0.00	0.00	0.00	0.00	0.00	643.69	834.82
TINTA MADEIRA	0.00	0.00	0.00	0.00	0.00	0.00	0.00	1,450.00	354.08
TOURIGA	640.61	0.00	250.00	0.00	0.00	0.00	0.00	562.67	586.92
TROUSSEAU	774.13	0.00	0.00	0.00	0.00	0.00	0.00	1,200.57	1,290.14
VALDEPENAS	0.00	296.44	276.65	425.00	0.00	0.00	0.00	281.39	331.54
ZINFANDEL	484.71	340.58	295.23	304.01	854.38	654.04	440.19	494.23	460.32
OTHER RED 1/	485.56	200.27	183.77	180.10	225.00	283.77	0.00	274.18	213.82
TOTAL RED	593.19	391.83	306.07	339.63	643.07	858.84	627.12	648.71	642.91
TOTAL WINE	582.69	361.13	266.08	290.91	599.16	859.31	622.94	589.81	585.87
TOTAL ALL VARIETIES	570.16	356.05	247.39	266.54	599.16	830.10	622.94	524.83	502.03

1/ Other categories include minor and mixed varieties.

**TABLE 7: TONS OF GRAPES PURCHASED BY CALIFORNIA WINERIES AS DISTILLING MATERIAL
OTHER THAN BEVERAGE BRANDY FROM THE 1999 CROP BY TYPE AND VARIETY, WITH COMPARISONS**

Type and Variety	Distilling Material Purchased		Average Degrees Brix Distilling		Average Price Per Ton	
	1999	1998	1999	1998	1999	1998
	Tons		Degrees Brix		Dollars	
RAISIN GRAPES:						
BLACK CORINTH (ZANTES)	18.5	0.0	25.3	0.0	101.00	0.00
THOMPSON SEEDLESS	3,296.9	111.1	21.9	22.4	147.04	26.09
PACKINGHOUSE CULLS	316.4	0.0	20.9	0.0	145.71	0.00
TOTAL RAISIN	3,631.8	111.1	21.8	22.4	146.69	26.09
TABLE GRAPES:						
CALMERIA	77.5	0.0	21.5	0.0	146.36	0.00
CHRISTMAS ROSE	126.8	0.0	19.7	0.0	138.16	0.00
CRIMSON	572.7	0.0	20.0	0.0	130.25	0.00
EMPEROR	12.7	0.0	19.6	0.0	137.20	0.00
EXOTIC	102.7	0.0	16.9	0.0	118.07	0.00
FLAME SEEDLESS	457.4	50.4	23.6	25.5	153.28	143.00
PERLETTE	18.7	0.0	24.4	0.0	154.00	0.00
RED GLOBE/ROSE-ITO	894.6	66.2	20.1	18.9	139.95	123.05
RED SEEDLESS	4.4	0.0	22.4	0.0	89.50	0.00
RIBIER	137.1	0.0	16.9	0.0	118.37	0.00
RUBY SEEDLESS/KING RUBY	418.1	0.0	22.9	0.0	133.94	0.00
WHITE MALAGA	67.8	23.3	20.9	23.5	146.21	100.00
OTHER TABLE 1/	44.7	257.9	20.1	21.2	86.75	105.93
TOTAL TABLE	2,935.2	397.8	20.8	21.5	136.93	113.13
WINE GRAPES (WHITE):						
CHARDONNAY	0.0	41.0	0.0	23.2	0.00	112.44
CHENIN BLANC	6.1	0.0	19.1	0.0	95.50	0.00
EMERALD RIESLING	0.0	60.0	0.0	19.6	0.00	118.20
FRENCH COLOMBARD	46.4	0.0	22.1	0.0	154.00	0.00
MUSCAT BLANC/M CANELLI	15.5	0.0	25.0	0.0	154.00	0.00
MUSCAT OF ALEXANDRIA	4.4	0.0	27.3	0.0	86.00	0.00
PALOMINO/G CHASSELAS	0.0	0.5	0.0	24.2	0.00	250.00
OTHER WHITE 1/	30.0	70.7	16.6	19.4	116.04	88.51
TOTAL WHITE	102.4	172.2	21.0	20.4	136.47	105.02
WINE GRAPES (RED):						
ALICANTE BOUSCHET	27.0	0.0	18.9	0.0	132.03	0.00
BARBERA	91.6	6.8	21.6	22.3	147.69	111.50
CABERNET FRANC	9.3	0.0	22.7	0.0	154.00	0.00
CABERNET SAUVIGNON	45.2	22.7	20.3	18.6	141.87	120.90
CARNELIAN	624.0	0.0	23.2	0.0	153.73	0.00
GRENACHE	617.6	0.0	23.5	0.0	153.76	0.00
MERLOT	150.7	0.0	22.8	0.0	152.80	0.00
RUBY CABERNET	179.9	69.2	20.6	19.1	143.90	164.80
SYRAH/FRENCH SYRAH-SHIRAZ	72.4	0.0	29.6	0.0	138.86	0.00
ZINFANDEL	0.0	1,398.6	0.0	16.1	0.00	81.71
OTHER RED 1/	10,822.6	6,083.3	20.5	20.1	140.92	125.80
TOTAL RED	12,640.3	7,580.6	20.9	19.3	142.39	117.99
TOTAL WINE	12,742.7	7,752.8	20.9	19.4	142.35	117.71
TOTAL ALL VARIETIES	19,309.7	8,261.7	21.1	19.5	142.34	116.25

1/ Other categories include minor and mixed varieties.

TABLE 8: BASE PRICE PAID TO GROWERS FOR GRAPES CRUSHED AND DELIVERED TO CALIFORNIA PROCESSORS FROM THE 1999 CROP WITH BRIX FACTORS AND PURCHASED TONNAGE, BY TYPE, VARIETY, REPORTING DISTRICT WHERE GROWN, AND WEIGHTED AVERAGE BASE PRICE.

District, Type, and Variety	Base Price Per Ton	Brix Factors	Tons	District, Type, and Variety	Base Price Per Ton	Brix Factors	Tons
	Dollars	Code a/			Dollars	Code a/	
DISTRICT 01					1,678.31	6540	124.8
WINE GRAPES (WHITE)					1,700.00	0010	22.1
BURGER	450.00	0010	3.4		1,700.00	0760	0.7
Wtd. Avg. Base and Total Tons	450.00		3.4		1,700.00	7850	64.9
CHARDONNAY	600.00	0018	24.6		1,718.50	7465	32.8
	941.34	0010	787.4		1,747.00	0010	147.3
	1,000.00	0760	12.6		1,747.93	0910	58.1
	1,000.00	7905	18.9		1,748.60	7850	96.5
	1,200.00	0010	45.8		1,749.20	0010	34.8
	1,200.00	0770	66.5		1,750.00	0010	252.4
	1,203.98	0910	152.3		1,750.00	0910	4.5
	1,250.00	0010	33.8		1,750.00	2150	9.2
	1,250.00	0910	375.5		1,750.00	7465	694.4
	1,290.25	7895	20.6		1,750.00	7850	306.8
	1,290.29	7465	43.6		1,750.04	0010	11.8
	1,300.00	0130	31.9		1,750.18	0010	61.5
	1,300.00	0760	21.8		1,751.75	0010	225.7
	1,300.00	0860	47.3		1,760.00	0010	20.7
	1,300.00	0910	67.9		1,775.00	6525	113.4
	1,300.00	6540	47.2		1,787.66	0910	621.5
	1,300.00	7465	255.2		1,800.00	0010	99.5
	1,300.00	7767	78.2		1,800.00	0130	4.2
	1,325.00	0200	402.9		1,800.00	0920	175.9
	1,350.00	7965	62.4		1,800.00	7465	45.9
	1,361.00	0010	37.7		1,801.80	0010	149.2
	1,390.07	7465	186.6		1,827.50	7080	77.3
	1,400.00	0010	252.7		1,840.00	5080	81.8
	1,400.00	0735	79.7		1,841.00	1080	177.8
	1,400.00	0920	26.0		1,880.00	0130	35.5
	1,400.00	7455	1,574.4		1,900.00	0070	8.8
	1,400.00	7465	13.4		1,900.00	0130	96.0
	1,425.00	7905	26.4		1,900.00	0355	4.8
	1,450.00	7465	170.9		1,900.00	0920	44.9
	1,450.00	7905	127.1		1,900.00	7850	78.6
	1,500.00	0010	184.5		1,912.23	0010	74.6
	1,500.00	7070	78.9		1,924.12	7465	477.0
	1,500.00	7465	325.7		1,950.00	0010	9.5
	1,500.00	7905	333.0		2,000.00	0430	40.0
	1,531.92	0010	111.1		2,000.00	1080	5.1
	1,536.90	0915	633.9		2,090.00	0430	106.3
	1,550.00	0910	65.2		2,098.00	0010	132.6
	1,550.00	6540	22.3		2,148.13	7465	14.0
	1,550.00	7465	529.8		2,185.00	0430	88.0
	1,550.00	7472	31.9	Wtd. Avg. Base and Total Tons	1,563.76		17,336.3
	1,550.00	7850	114.3	CHENIN BLANC	650.00	0760	12.8
	1,550.00	7965	421.3		669.81	0855	39.9
	1,575.00	7465	34.3		700.00	5135	131.4
	1,583.07	7850	18.5		750.00	4980	129.2
	1,588.99	0010	45.2		750.00	5135	101.1
	1,589.64	0010	61.0		750.00	5080	31.0
	1,589.64	0200	352.0		800.00	5135	635.9
	1,600.00	0010	54.6		900.00	0130	18.7
	1,600.00	0760	18.5		1,084.00	0010	108.7
	1,600.00	0910	483.0	Wtd. Avg. Base and Total Tons	800.51		1,208.7
	1,600.00	7665	21.2	FLORA	750.00	0855	10.4
	1,600.00	7765	271.3				
	1,600.00	7850	323.8	Wtd. Avg. Base and Total Tons	750.00		10.4
	1,610.00	0010	23.0	FRENCH COLOMBARD	450.00	0760	6.8
	1,612.88	0915	14.2		500.00	0010	59.8
	1,613.04	0010	39.2		500.00	4980	47.7
	1,613.04	0200	345.9		500.00	5135	29.1
	1,613.04	0880	502.5		541.31	0430	51.5
	1,613.04	0910	454.0		550.00	0440	83.2
	1,613.04	0920	5.6		550.00	4980	131.0
	1,613.04	5080	134.7		550.00	5135	8.4
	1,616.00	0010	46.9		571.00	0760	4.0
	1,637.63	7465	265.3		600.00	0010	49.7
	1,645.36	0010	229.2		600.00	0910	22.8
	1,650.00	0010	116.8		600.00	3167	44.4
	1,650.00	0910	38.3		606.59	0010	70.5
	1,651.00	0010	37.2		632.50	4980	15.1
	1,655.00	0010	40.8				
	1,655.42	7465	377.5				
	1,658.00	0010	35.5				
	1,675.00	0010	28.6				

TABLE 8: BASE PRICE PAID TO GROWERS FOR GRAPES CRUSHED AND DELIVERED TO CALIFORNIA PROCESSORS FROM THE 1999 CROP WITH BRIX FACTORS AND PURCHASED TONNAGE, BY TYPE, VARIETY, REPORTING DISTRICT WHERE GROWN, AND WEIGHTED AVERAGE BASE PRICE.

District, Type, and Variety	Base Price Per Ton	Brix Factors	Tons	District, Type, and Variety	Base Price Per Ton	Brix Factors	Tons
	Dollars	Code a/			Dollars	Code a/	
DISTRICT 01 (Cont'd.)				ROUSANNE	1,800.00	0910	10.3
FRENCH COLOMBARD (Cont'd.)	700.00	0377	11.8		1,850.00	0010	5.5
	700.00	0450	181.6	Wtd. Avg. Base and Total Tons	1,817.41		15.8
	717.43	0010	30.3	SAUVIGNON BLANC	700.00	6540	46.5
Wtd. Avg. Base and Total Tons	593.99		847.7		800.00	0010	58.4
GEWURZTRAMINER	600.00	0030	7.0		808.00	0010	31.0
	800.00	1005	19.8		850.00	2965	19.7
	875.00	0760	14.8		850.00	6540	26.4
	900.00	0765	179.6		950.00	0760	60.8
	925.00	0755	965.3		1,000.00	0010	452.4
	925.00	0770	1.8		1,000.00	0910	46.8
	950.00	0760	65.6		1,000.00	7965	61.2
	1,000.00	0010	95.5		1,030.00	7465	119.0
	1,000.00	0755	17.0		1,044.92	0010	99.4
	1,000.00	0835	15.1		1,044.92	6980	19.0
	1,000.90	0010	5.1		1,047.45	0200	202.1
	1,022.00	0010	36.1		1,047.45	5080	139.8
	1,034.32	0010	3.3		1,050.56	0760	150.8
	1,035.00	5080	39.9		1,100.00	0010	46.2
	1,050.00	0010	9.8		1,100.00	0760	103.1
	1,081.00	0010	46.0		1,100.00	4980	14.6
	1,100.00	0010	6.0		1,100.00	6265	29.4
	1,100.00	0115	22.3		1,149.41	6320	20.3
	1,100.00	0780	1.0		1,149.41	7275	128.4
	1,200.00	0130	101.9		1,150.00	5920	49.0
	1,250.00	0010	5.9		1,155.62	0720	70.1
	1,294.65	0130	23.2		1,161.40	0010	151.6
	1,500.00	0780	13.9		1,162.30	0735	24.5
Wtd. Avg. Base and Total Tons	966.22		1,695.9		1,168.59	0010	27.4
GRAY RIESLING	350.00	0010	41.2		1,168.60	0010	21.9
					1,175.00	0910	21.7
Wtd. Avg. Base and Total Tons	350.00		41.2		1,200.00	0010	63.9
GREEN HUNGARIAN	600.00	0355	3.1		1,200.00	0780	5.5
					1,200.00	0910	11.9
Wtd. Avg. Base and Total Tons	600.00		3.1		1,200.00	1000	23.0
MARSANNE	1,200.00	0010	2.3		1,215.00	0010	199.6
	1,800.00	0010	20.5		1,215.00	6145	23.9
Wtd. Avg. Base and Total Tons	1,739.47		22.8		1,225.00	0010	14.7
MUSCAT BLANC/M CANELLI	1,336.54	5080	5.7		1,225.00	0130	5.6
	1,517.00	0010	55.4		1,250.00	0130	5.7
	1,517.00	1160	22.1		1,274.00	0010	24.7
	1,613.04	0130	9.1		1,275.00	0010	4.2
Wtd. Avg. Base and Total Tons	1,515.32		92.3		1,287.72	0010	121.6
MUSCAT ORANGE	1,595.01	0010	24.0		1,300.00	0010	14.3
					1,300.00	0910	47.5
Wtd. Avg. Base and Total Tons	1,595.01		24.0		1,316.94	0010	28.3
PALOMINO/G CHASSELAS	550.00	0010	3.6		1,366.67	0130	21.9
				Wtd. Avg. Base and Total Tons	1,085.70		2,857.8
Wtd. Avg. Base and Total Tons	550.00		3.6	SEMILLON	850.00	0450	8.0
PINOT BLANC	1,330.74	0900	78.4		1,153.12	0010	18.9
	1,600.00	0010	46.1		1,199.96	0720	18.4
Wtd. Avg. Base and Total Tons	1,430.44		124.5		1,200.00	0010	2.4
PINOT GRIS	1,000.00	0130	14.4		1,266.67	0120	3.5
	1,355.46	0010	2.2	Wtd. Avg. Base and Total Tons	1,132.55		51.2
	1,355.46	7465	10.3	TOCAI FRIULANO	1,500.00	0010	0.6
	1,389.50	0010	24.6		1,700.00	0010	9.8
	1,399.79	0010	16.4	Wtd. Avg. Base and Total Tons	1,688.46		10.4
	1,400.00	0010	5.7	VERNACCIA	1,500.00	0010	0.6
	1,500.00	0780	6.7	Wtd. Avg. Base and Total Tons	1,500.00		0.6
	1,525.00	1080	6.0	VIIGNIER	1,200.00	0010	2.0
	1,600.00	0010	13.5		1,450.00	0010	10.0
	1,613.04	0130	9.7		1,500.00	0010	33.9
	1,700.00	0780	1.4		1,523.42	0010	14.0
Wtd. Avg. Base and Total Tons	1,400.25		110.9		1,787.66	0010	27.5
					1,794.00	0010	9.6
					1,800.00	0010	48.3
					1,800.00	0440	1.3
					1,800.00	0920	12.3
					1,950.00	0940	0.7

TABLE 8: BASE PRICE PAID TO GROWERS FOR GRAPES CRUSHED AND DELIVERED TO CALIFORNIA PROCESSORS FROM THE 1999 CROP WITH BRIX FACTORS AND PURCHASED TONNAGE, BY TYPE, VARIETY, REPORTING DISTRICT WHERE GROWN, AND WEIGHTED AVERAGE BASE PRICE.

District, Type, and Variety	Base Price Per Ton	Brix Factors	Tons	District, Type, and Variety	Base Price Per Ton	Brix Factors	Tons
	Dollars	Code a/			Dollars	Code a/	
DISTRICT 01 (Cont'd.)					1,800.00	7455	160.2
VIOGNIER (Cont'd.)	2,094.63	7965	14.0		1,800.00	7465	196.4
	2,200.00	0010	8.0		1,800.00	7950	63.2
Wtd. Avg. Base and Total Tons	1,735.52		181.6		1,800.00	7965	40.5
WHITE RIESLING	500.00	7905	7.9		1,800.68	0010	155.4
	750.00	0115	21.9		1,800.68	0200	47.7
	859.46	0010	12.7		1,800.68	0910	20.4
	900.00	0010	68.0		1,800.68	5080	83.8
	900.00	0115	7.7		1,819.41	6540	49.5
	926.10	0715	42.9		1,825.00	0910	57.1
	1,000.00	0770	164.6		1,850.00	0130	11.2
	1,025.00	0115	11.0		1,867.61	0010	10.7
	1,050.00	0010	11.1		1,867.61	0780	42.1
	1,050.00	0665	3.1		1,867.61	7890	53.5
	1,100.00	0800	16.9		1,869.92	0910	47.7
	1,400.00	0010	2.3		1,869.92	7465	227.1
	1,700.00	0010	2.0		1,900.00	7130	24.7
Wtd. Avg. Base and Total Tons	954.43		372.1		1,912.42	0010	19.1
OTHER WHITE b/	550.00	0010	7.3		1,912.42	7130	108.5
	550.00	3167	16.8		1,928.00	0010	37.8
	1,400.00	0010	4.8		1,937.08	0010	274.8
	1,500.00	0010	2.7		1,950.00	7850	114.5
	2,400.00	7465	0.6		1,950.41	0010	81.5
Wtd. Avg. Base and Total Tons	790.84		32.2		1,950.42	7850	59.1
WINE GRAPES (RED)					1,953.00	0010	3.7
ALICANTE BOUSCHET	1,000.00	1070	1.6		2,000.00	0010	48.6
	1,000.00	6540	0.6		2,000.00	0910	59.0
Wtd. Avg. Base and Total Tons	1,000.00		2.2		2,000.00	7130	47.4
BARBERA	1,500.00	7965	2.0		2,000.00	7850	79.8
	1,600.00	0010	12.2		2,000.00	7965	67.1
	1,603.00	0010	15.8		2,047.94	0010	31.7
	1,650.00	0010	0.6		2,047.97	0010	10.6
	1,804.00	0910	2.0		2,049.44	0010	59.7
	1,950.00	0010	17.4		2,100.00	7455	2.5
	2,170.00	1180	21.5		2,132.91	0010	98.8
Wtd. Avg. Base and Total Tons	1,860.57		71.5		2,145.46	7465	77.6
BLACK MALVOISIE	1,200.00	0130	0.8		2,147.61	0010	44.7
Wtd. Avg. Base and Total Tons	1,200.00		0.8		2,151.26	0010	18.1
CABERNET FRANC	1,400.00	7455	70.9		2,180.00	0010	21.0
	1,888.00	0010	32.0		2,200.00	0010	25.5
	2,115.34	7465	48.9		2,200.00	1005	67.0
Wtd. Avg. Base and Total Tons	1,733.31		151.8		2,255.97	0010	22.3
CABERNET SAUVIGNON	39.22	0910	23.4		2,256.93	0010	23.7
	1,000.00	0910	30.0		2,350.00	0115	12.4
	1,200.00	0010	266.8		2,400.00	0010	57.4
	1,400.00	0010	15.6		2,491.66	0010	101.4
	1,458.00	0010	45.1		2,500.00	0010	4.4
	1,485.56	0010	17.8		2,550.00	0860	4.5
	1,489.76	0010	1.7				
	1,500.00	0910	88.1				
	1,500.00	0930	1.4				
	1,596.50	0010	203.3				
	1,600.00	7965	2.2				
	1,697.83	0010	63.0				
	1,700.00	0010	67.9				
	1,700.00	7465	50.9				
	1,750.00	0910	19.6				
	1,750.00	6540	14.0				
	1,750.00	7465	304.2				
	1,766.86	0915	427.3				
	1,768.00	0780	34.6				
	1,800.00	0010	76.9				
	1,800.00	0910	45.0				
				Wtd. Avg. Base and Total Tons	1,822.52		4,774.2
				CARIGNANE	300.00	0645	56.1
					325.00	6553	23.3
					500.00	0010	53.2
					650.00	7950	64.5
					800.00	0910	26.6
					800.00	1080	6.3
					800.00	1100	6.8
					800.00	6525	309.6
					800.00	6553	1,018.1
					850.00	0910	1.6
					900.00	6553	172.8
					912.40	0010	26.0
					912.40	5080	22.9
					944.96	0010	471.5
					950.00	0010	133.1
					950.00	0910	52.0
					1,000.00	0010	24.6
					1,000.00	0920	8.5
					1,000.00	1080	31.2
					1,000.00	2790	2.6
					1,000.00	7165	258.2
					1,000.00	7345	55.1
					1,000.00	7375	419.2
					1,000.00	7850	210.9
					1,015.00	0010	16.8
					1,015.00	0910	55.9
					1,015.00	0915	16.8
					1,050.00	1100	7.4

TABLE 8: BASE PRICE PAID TO GROWERS FOR GRAPES CRUSHED AND DELIVERED TO CALIFORNIA PROCESSORS FROM THE 1999 CROP WITH BRIX FACTORS AND PURCHASED TONNAGE, BY TYPE, VARIETY, REPORTING DISTRICT WHERE GROWN, AND WEIGHTED AVERAGE BASE PRICE.

District, Type, and Variety	Base Price Per Ton	Brix Factors	Tons	District, Type, and Variety	Base Price Per Ton	Brix Factors	Tons
	Dollars	Code a/			Dollars	Code a/	
DISTRICT 01 (Cont'd.)					1,600.00	7965	57.7
					1,629.94	0915	790.6
CARIGNANE (Cont'd.)	1,080.00	1080	21.1		1,650.00	0010	124.9
	1,100.00	0010	35.3		1,650.00	7965	50.7
	1,100.00	1100	2.0		1,700.00	0010	67.5
	1,100.00	7070	110.6		1,700.00	0780	17.8
	1,116.00	0920	54.3		1,700.00	0910	57.7
	1,124.22	0010	36.7		1,700.00	7455	40.9
	1,200.00	0010	101.4		1,700.00	8351	57.9
	1,200.00	0910	8.2		1,731.44	7850	15.7
	1,400.00	7995	1.4		1,735.99	0910	96.4
	1,500.00	0010	11.0		1,735.99	5080	8.7
					1,740.00	0010	78.6
Wtd. Avg. Base and Total Tons	904.00		3,933.6		1,750.00	0010	17.3
					1,750.00	8261	9.6
CHARBONO	1,600.00	0010	10.5		1,775.00	0910	7.9
	1,650.00	0770	10.2		1,779.00	0010	11.1
	1,673.73	0010	35.3		1,800.00	0010	188.6
	1,850.00	0670	3.0		1,800.00	0780	21.2
					1,800.00	0910	45.8
Wtd. Avg. Base and Total Tons	1,665.47		59.0		1,800.00	0920	0.9
					1,800.00	7720	2.6
CINSAULT	1,000.00	0010	13.1		1,850.00	0010	22.1
					1,850.00	0910	56.1
Wtd. Avg. Base and Total Tons	1,000.00		13.1		1,850.00	7465	23.6
					1,850.00	7850	212.2
DOLCETTO	1,750.00	0010	27.5		1,850.00	7890	52.4
					1,861.00	0010	33.4
Wtd. Avg. Base and Total Tons	1,750.00		27.5		1,879.43	0010	186.4
					1,879.91	0010	4.8
EARLY BURGUNDY	600.00	6553	12.4		1,879.98	0010	17.9
					1,881.30	0010	153.3
Wtd. Avg. Base and Total Tons	600.00		12.4		1,881.87	0010	45.3
					1,881.88	0010	78.4
GAMAY (NAPA)	300.00	0645	10.4		1,882.07	0010	20.5
	500.00	0010	4.6		1,882.08	0010	30.0
	800.00	0010	46.9		1,882.09	7850	13.1
	800.00	0665	6.9		1,884.00	6525	204.5
	900.00	0130	14.7		1,900.00	0010	5.2
	950.00	0720	8.6		1,900.00	7455	25.3
	950.00	5135	59.5		1,900.15	0010	46.0
	951.00	0010	11.1		1,900.15	7465	262.1
	1,000.00	0010	18.3		1,904.58	7850	211.4
	1,000.00	7465	27.7		1,943.34	0910	105.5
	1,015.00	0010	9.8		1,975.00	0010	87.3
					1,991.00	0780	10.0
Wtd. Avg. Base and Total Tons	882.78		218.5		2,000.00	0010	1.2
					2,000.00	0910	20.3
GRENAACHE	600.00	6553	31.1		2,000.00	0920	4.8
	800.00	1080	10.4		2,000.00	1000	21.0
	1,000.00	0010	0.9		2,070.29	7465	321.7
	1,352.57	7465	23.0		2,072.20	0010	16.0
	1,400.00	0920	3.4		2,100.00	0010	109.2
	1,500.00	0930	6.0		2,200.00	0010	51.7
	1,856.49	0915	74.2		2,200.00	0115	85.8
	1,900.00	0010	6.6		2,211.00	0010	20.8
					2,215.00	0010	100.8
Wtd. Avg. Base and Total Tons	1,433.42		155.6		2,300.00	0010	45.1
					2,500.00	0940	5.9
MATARO/MOURVEDRE	1,200.00	0130	5.6		2,500.00	1100	1.4
Wtd. Avg. Base and Total Tons	1,200.00		5.6	Wtd. Avg. Base and Total Tons	1,777.58		5,528.1
MERLOT	500.00	0655	17.6	MEUNIER	1,400.00	0010	0.4
	1,000.00	7110	40.0		1,500.00	0930	11.2
	1,200.00	1005	36.0				
	1,400.00	0010	157.9	Wtd. Avg. Base and Total Tons	1,496.55		11.6
	1,400.00	0920	3.1				
	1,400.00	7465	1.1	NEBBIOLO	1,750.00	0010	7.3
	1,489.76	0010	93.5		1,850.00	0920	1.4
	1,500.00	0010	70.0				
	1,500.00	0920	4.1	Wtd. Avg. Base and Total Tons	1,766.09		8.7
	1,500.00	7465	121.8				
	1,500.00	7965	13.8	PETITE SIRAH	1,400.00	1005	5.5
	1,550.00	7465	288.5		1,400.00	6553	166.1
	1,550.00	7965	100.3		1,500.00	6540	9.7
	1,600.00	0770	51.8		1,500.00	7960	1.7
	1,600.00	0910	33.2		1,500.00	7965	12.8
	1,600.00	7465	12.8		1,600.00	0910	4.8

TABLE 8: BASE PRICE PAID TO GROWERS FOR GRAPES CRUSHED AND DELIVERED TO CALIFORNIA PROCESSORS FROM THE 1999 CROP WITH BRIX FACTORS AND PURCHASED TONNAGE, BY TYPE, VARIETY, REPORTING DISTRICT WHERE GROWN, AND WEIGHTED AVERAGE BASE PRICE.

District, Type, and Variety	Base Price Per Ton	Brix Factors	Tons	District, Type, and Variety	Base Price Per Ton	Brix Factors	Tons
	Dollars	Code a/			Dollars	Code a/	
DISTRICT 01 (Cont'd.)							
PETITE SIRAH (Cont'd.)	1,650.00	0915	13.5		2,000.00	7965	0.8
	1,700.00	7465	14.4		2,100.00	0010	10.4
	1,710.00	1155	4.0		2,100.00	0130	54.5
	1,750.00	1100	7.8		2,141.90	0130	8.7
	1,751.84	0010	72.1		2,150.00	0010	23.6
	1,774.15	0010	190.8		2,200.00	0010	4.2
	1,800.00	0010	20.7		2,200.00	0430	26.8
	1,800.00	0580	2.0		2,250.00	0010	7.7
	1,800.00	0930	2.5		2,300.00	0130	0.7
	1,800.00	7155	52.8		2,300.00	0430	61.3
	1,800.00	7275	3.9		2,300.00	0920	3.0
	1,800.00	7850	36.4		2,300.00	7465	35.3
	1,811.80	0010	22.2		2,350.00	0010	15.1
	1,836.00	0920	4.8		2,483.28	1080	26.5
	1,839.44	0010	27.2		2,500.00	0130	34.0
	1,900.00	0910	5.4		2,500.00	0920	6.0
	2,000.00	0010	67.5		2,500.00	1080	4.1
	2,000.00	0130	1.5		2,700.00	0010	7.8
	2,000.00	1190	7.0		2,750.00	0010	1.9
	2,050.00	1100	2.1	Wtd. Avg. Base and Total Tons	1,797.41		2,393.2
	2,200.00	0010	1.5	PORTUGIESER BLAUER	1,200.00	0910	4.5
	2,300.00	0010	25.5	Wtd. Avg. Base and Total Tons	1,200.00		4.5
	2,500.00	0115	9.9	SANGIOVETO/SANGIOVESE	950.00	0010	0.6
	3,000.00	0010	14.8		1,100.00	0010	1.5
Wtd. Avg. Base and Total Tons	1,758.48		810.9		1,200.00	1080	29.6
PETITE VERDOT	1,712.81	5080	4.4		1,600.00	0010	8.1
	2,092.61	0010	10.6		1,600.00	7465	22.1
					1,600.00	7965	11.8
Wtd. Avg. Base and Total Tons	1,981.20		15.0		1,650.00	0200	10.6
PINOT NOIR	1,015.00	0010	41.3		1,650.00	1020	14.4
	1,200.00	0770	5.0		1,676.05	1005	59.3
	1,300.00	7465	25.5		1,800.00	0010	29.6
	1,450.00	7965	37.4		1,800.00	7465	21.8
	1,500.00	7965	68.1		1,839.94	7465	3.6
	1,540.00	7465	21.2		1,850.00	0920	8.4
	1,596.75	0010	80.8		1,900.00	0010	25.7
	1,600.00	0920	34.4		1,967.57	0910	0.9
	1,600.00	1080	6.2		1,985.00	1180	13.9
	1,600.00	7455	459.3		1,985.11	0855	6.3
	1,650.00	0010	19.4		2,000.00	0010	4.2
	1,665.86	5135	70.0	Wtd. Avg. Base and Total Tons	1,686.35		272.4
	1,671.00	0010	5.5	SYRAH/FRENCH SYRAH-SHIRAZ	1,000.00	0910	35.8
	1,686.00	0010	6.7		1,100.00	6553	65.1
	1,686.00	0920	5.4		1,200.00	0010	0.2
	1,686.35	0010	25.6		1,500.00	0010	4.9
	1,686.35	1090	4.2		1,800.00	0010	24.7
	1,686.35	5080	63.1		1,800.00	0920	0.4
	1,703.43	1005	135.2		1,800.00	1015	170.3
	1,736.00	0010	35.6		1,800.00	1080	17.4
	1,749.15	7275	62.7		1,800.00	7465	0.3
	1,750.00	0115	22.6		1,850.00	0010	26.6
	1,750.00	7850	36.5		1,850.00	7465	10.9
	1,776.01	0010	36.3		1,996.91	7465	37.9
	1,800.00	0010	18.3		2,000.00	0010	10.7
	1,800.00	0910	0.9		2,000.00	0920	15.6
	1,800.00	7275	151.0		2,014.00	0920	23.4
	1,800.00	7460	47.4		2,030.00	0915	48.8
	1,800.00	7765	23.1		2,109.19	0915	72.5
	1,800.00	7965	59.1		2,500.00	1100	0.5
	1,809.00	1080	10.4	Wtd. Avg. Base and Total Tons	1,760.77		566.0
	1,850.00	0780	12.0	ZINFANDEL	450.00	0010	4.0
	1,850.03	0010	13.3		550.00	0010	14.3
	1,900.00	0920	2.3		550.00	2040	15.7
	1,900.00	0930	9.8		600.00	0010	23.7
	1,900.00	7465	19.0		600.00	0645	24.3
	2,000.00	0010	135.0		600.00	1995	1,369.9
	2,000.00	0130	22.6		600.00	2000	169.5
	2,000.00	0355	14.8		915.89	0010	32.5
	2,000.00	0430	95.8		1,000.00	0010	22.9
	2,000.00	0915	24.0		1,080.00	0010	71.0
	2,000.00	0920	10.9		1,150.00	0910	433.2
	2,000.00	0930	29.5				
	2,000.00	7465	21.2				
	2,000.00	7850	32.4				

TABLE 8: BASE PRICE PAID TO GROWERS FOR GRAPES CRUSHED AND DELIVERED TO CALIFORNIA PROCESSORS FROM THE 1999 CROP WITH BRIX FACTORS AND PURCHASED TONNAGE, BY TYPE, VARIETY, REPORTING DISTRICT WHERE GROWN, AND WEIGHTED AVERAGE BASE PRICE.

District, Type, and Variety	Base Price Per Ton	Brix Factors	Tons
	Dollars	Code a/	
DISTRICT 01 (Cont'd.)			
ZINFANDEL (Cont'd.)	1,152.00	0010	24.8
	1,200.00	0010	13.7
	1,200.00	6525	5.2
	1,221.00	0010	22.9
	1,250.00	0010	6.0
	1,275.00	7750	49.2
	1,287.75	7991	32.8
	1,297.92	7465	5.5
	1,300.00	6525	35.2
	1,300.00	6560	513.6
	1,350.00	7465	20.7
	1,350.00	7965	20.4
	1,400.00	1005	31.3
	1,400.00	7965	104.8
	1,409.32	6525	16.7
	1,425.00	7965	36.1
	1,444.00	0910	22.8
	1,450.00	1080	48.5
	1,450.00	7850	45.8
	1,460.59	0915	33.3
	1,500.00	0010	155.0
	1,500.00	0915	39.0
	1,500.00	0920	18.8
	1,500.00	6540	26.5
	1,500.00	7465	170.7
	1,500.00	7750	2.5
	1,500.00	7965	132.0
	1,524.04	0780	48.4
	1,600.00	0910	37.4
	1,600.00	0920	53.0
	1,650.00	0010	100.9
	1,650.00	0910	31.0
	1,650.00	7965	54.1
	1,679.07	0915	528.4
	1,693.38	0010	21.3
	1,693.38	0780	73.1
	1,700.00	0930	6.3
	1,700.00	1030	1.6
	1,700.00	1100	1.6
	1,700.00	1155	3.3
	1,731.73	0010	84.7
	1,750.00	0010	30.4
	1,750.00	0130	5.6
	1,750.00	0910	11.1
	1,750.00	0920	68.4
	1,750.00	1080	63.7
	1,750.00	1090	1.1
	1,750.00	1100	52.4
	1,750.00	7275	166.8
	1,750.00	7280	101.8
	1,750.00	7345	35.4
	1,750.00	7663	32.5
	1,750.00	7765	33.1
	1,775.00	0010	3.7
	1,800.00	0010	62.4
	1,800.00	0130	7.2
	1,800.00	0910	54.0
	1,800.00	0920	33.8
	1,800.00	1155	5.1
	1,800.00	7455	99.9
	1,800.00	7465	38.4
	1,846.00	0920	33.8
	1,850.00	1100	10.0
	1,900.00	0010	395.9
	1,900.00	1100	21.1
	1,920.00	0010	121.6
	1,960.00	1204	18.0
	2,000.00	0010	83.8
	2,000.00	0130	23.9
	2,000.00	0690	7.8
	2,000.00	0930	20.1
	2,000.00	1090	2.1
	2,000.00	1190	118.8
	2,050.00	0010	10.0
	2,321.00	0010	26.5
	2,400.00	7465	9.1

District, Type, and Variety	Base Price Per Ton	Brix Factors	Tons
	Dollars	Code a/	
	2,593.47	0010	46.3
Wtd. Avg. Base and Total Tons	1,353.33		6,715.5
OTHER RED b/	500.00	0010	2.5
	1,500.00	0010	7.7
	1,750.00	1180	8.9
	1,800.00	0010	2.4
	2,500.00	1100	5.0
Wtd. Avg. Base and Total Tons	1,705.47		26.5
DISTRICT 02			
WINE GRAPES (WHITE)			
CHARDONNAY	1,000.00	0010	382.2
	1,250.00	0910	168.1
	1,250.00	0920	3.0
	1,300.00	0010	259.4
	1,300.00	0910	161.9
	1,350.00	0010	57.1
	1,375.00	0010	103.0
	1,460.15	0915	127.8
	1,500.00	0010	96.0
	1,580.00	0010	3.1
	1,583.07	7850	41.8
	1,734.00	0010	21.5
	1,747.33	0010	6.7
	1,850.00	0010	14.6
Wtd. Avg. Base and Total Tons	1,272.40		1,446.2
CHENIN BLANC	602.00	0010	31.4
	700.00	4980	28.7
	800.00	0010	8.4
Wtd. Avg. Base and Total Tons	667.34		68.5
GEWURZTRAMINER	800.00	0010	5.1
Wtd. Avg. Base and Total Tons	800.00		5.1
MUSCAT BLANC/M CANELLI	900.00	7465	25.4
	950.00	0140	16.2
	988.00	0780	23.1
	1,000.00	0010	56.5
Wtd. Avg. Base and Total Tons	970.07		121.2
PINOT BLANC	1,250.00	0780	1.9
Wtd. Avg. Base and Total Tons	1,250.00		1.9
SAUVIGNON BLANC	800.00	0010	6.5
	850.00	0010	2.2
	850.00	0770	4.0
	850.00	5315	276.3
	875.00	0010	74.7
	881.57	0010	28.1
	881.57	0570	9.4
	897.74	0760	96.9
	897.74	5315	606.9
	897.74	7275	12.7
	900.00	0010	8.9
	900.00	5315	197.6
	900.00	6145	180.9
	900.00	7465	38.6
	908.09	0010	84.9
	908.49	0010	83.7
	909.95	0010	346.0
	915.22	4865	51.1
	918.57	0730	39.9
	925.70	0010	86.9
	933.66	5315	41.2
	933.66	6540	24.2
	950.00	0010	38.6
	950.00	5315	198.0
	950.00	6540	158.6

TABLE 8: BASE PRICE PAID TO GROWERS FOR GRAPES CRUSHED AND DELIVERED TO CALIFORNIA PROCESSORS FROM THE 1999 CROP WITH BRIX FACTORS AND PURCHASED TONNAGE, BY TYPE, VARIETY, REPORTING DISTRICT WHERE GROWN, AND WEIGHTED AVERAGE BASE PRICE.

District, Type, and Variety	Base Price Per Ton	Brix Factors	Tons	District, Type, and Variety	Base Price Per Ton	Brix Factors	Tons
	Dollars	Code a/			Dollars	Code a/	
DISTRICT 02 (Cont'd.)					1,604.70	0010	11.8
					1,687.75	0915	151.6
					1,700.00	0010	13.8
					1,750.00	0010	6.8
					1,750.00	0115	71.0
					1,750.00	7890	21.4
					1,800.00	0010	21.0
					1,800.00	0910	195.9
					1,800.00	7965	9.3
					1,815.57	0010	72.1
					1,900.00	7465	6.6
					1,937.08	7850	3.0
					2,033.93	7850	71.2
					2,053.31	0010	77.3
					2,300.00	0010	13.3
				Wtd. Avg. Base and Total Tons	1,540.06		2,648.2
				GAMAY (NAPA)	800.00	0010	5.0
					895.00	0010	46.6
					950.00	4980	75.7
					950.00	5135	58.9
				Wtd. Avg. Base and Total Tons	932.21		186.2
				MERLOT	1,300.00	0010	3.2
					1,350.00	0780	40.6
					1,400.00	0780	120.2
					1,450.00	6525	339.6
					1,495.93	0010	13.3
					1,500.00	0010	59.1
					1,500.00	7850	85.0
					1,550.00	0010	44.8
					1,550.00	0780	51.6
					1,550.00	0910	187.4
					1,558.26	7850	36.1
					1,600.00	0910	152.6
					1,650.00	0010	43.1
					1,669.00	1180	82.2
					1,723.04	7850	51.3
					1,732.01	0915	165.6
					1,828.02	7850	88.5
					1,879.43	7850	140.8
					1,973.40	7850	60.8
				Wtd. Avg. Base and Total Tons	1,600.37		1,765.8
				PETITE SIRAH	1,040.70	1005	11.8
					1,500.00	7850	13.0
					1,800.00	0920	1.5
				Wtd. Avg. Base and Total Tons	1,311.04		26.3
				PETITE VERDOT	1,920.00	1005	4.1
				Wtd. Avg. Base and Total Tons	1,920.00		4.1
				PINOT NOIR	1,784.92	0010	1.5
				Wtd. Avg. Base and Total Tons	1,784.92		1.5
				SOUZAO	1,450.00	0010	1.0
				Wtd. Avg. Base and Total Tons	1,450.00		1.0
				SYRAH/FRENCH SYRAH-SHIRAZ	1,000.00	0010	19.7
					1,250.00	0010	4.3
					1,277.00	0915	19.2
					1,350.00	8207	96.4
				Wtd. Avg. Base and Total Tons	1,287.49		139.6
				TINTA CAO	1,450.00	0010	1.3
				Wtd. Avg. Base and Total Tons	1,450.00		1.3
				TINTA MADEIRA	1,450.00	0010	0.4
				Wtd. Avg. Base and Total Tons	1,450.00		0.4
SAUVIGNON BLANC (Cont'd.)	987.61	0850	12.7				
	999.98	0010	49.6				
	1,000.00	0010	205.8				
	1,000.00	7275	38.5				
	1,094.15	0010	11.0				
	1,094.76	0010	26.4				
	1,100.00	7345	3.7				
	1,118.00	0920	22.5				
	1,168.60	0010	32.9				
	1,175.00	0990	57.2				
	1,255.58	3150	200.0				
	1,272.00	0760	39.8				
	1,287.86	0010	78.4				
	1,287.86	0770	52.1				
	1,360.66	0010	52.4				
Wtd. Avg. Base and Total Tons	967.12		3,579.8				
SEMILLON	850.00	0010	96.1				
	950.00	7460	27.5				
	1,125.00	1080	5.8				
Wtd. Avg. Base and Total Tons	883.58		129.4				
VIOGNIER	1,500.00	1090	4.6				
	1,700.00	0010	42.6				
Wtd. Avg. Base and Total Tons	1,680.51		47.2				
WHITE RIESLING	740.15	0010	89.8				
	750.00	3150	35.2				
	805.11	2240	30.9				
	900.00	0010	7.4				
	986.49	5315	30.4				
Wtd. Avg. Base and Total Tons	797.07		193.7				
WINE GRAPES (RED)							
BARBERA	1,400.00	1190	5.7				
	1,500.00	0010	11.5				
	1,650.00	1180	6.5				
Wtd. Avg. Base and Total Tons	1,517.09		23.7				
CABERNET FRANC	1,100.00	0010	33.4				
	1,225.00	1090	28.1				
	1,530.00	0010	7.3				
	1,614.04	7850	31.0				
	1,682.71	1005	5.4				
	1,888.26	7850	2.5				
	1,982.67	7850	62.1				
Wtd. Avg. Base and Total Tons	1,585.97		169.8				
CABERNET SAUVIGNON	1,200.00	0010	5.0				
	1,237.50	6525	18.2				
	1,250.00	0010	69.6				
	1,300.00	0780	216.2				
	1,350.00	0010	421.8				
	1,350.00	0780	11.7				
	1,350.00	7750	68.2				
	1,400.00	0010	92.0				
	1,400.00	0920	100.2				
	1,400.00	1005	3.5				
	1,430.00	1180	19.7				
	1,450.00	7750	281.0				
	1,500.00	0010	50.2				
	1,500.00	7850	58.1				
	1,550.00	0010	39.5				
	1,550.00	0910	19.7				
	1,575.00	0010	27.8				
	1,575.00	0780	109.4				
	1,580.33	0010	5.3				
	1,580.33	7850	110.2				
	1,600.00	0010	11.5				
	1,600.00	7850	163.3				

TABLE 8: BASE PRICE PAID TO GROWERS FOR GRAPES CRUSHED AND DELIVERED TO CALIFORNIA PROCESSORS FROM THE 1999 CROP WITH BRIX FACTORS AND PURCHASED TONNAGE, BY TYPE, VARIETY, REPORTING DISTRICT WHERE GROWN, AND WEIGHTED AVERAGE BASE PRICE.

District, Type, and Variety	Base Price Per Ton	Brix Factors	Tons	District, Type, and Variety	Base Price Per Ton	Brix Factors	Tons
	Dollars	Code a/			Dollars	Code a/	
DISTRICT 02 (Cont'd.)							
TOURIGA	1,450.00	0010	1.6		1,656.93	0920	15.1
					1,678.56	0010	24.9
					1,700.00	0010	640.1
					1,700.00	0780	35.5
Wtd. Avg. Base and Total Tons	1,450.00		1.6		1,700.00	1080	89.5
					1,700.00	6535	518.8
ZINFANDEL	600.00	1995	1,130.7		1,700.00	7455	2,480.5
	690.00	0480	74.4		1,700.00	7465	261.2
	800.00	0010	4.7		1,700.00	7765	23.7
	900.00	0010	0.9		1,725.00	0910	2.5
	1,000.00	0010	27.3		1,743.47	7465	47.5
	1,199.00	0915	124.2		1,746.62	0010	30.3
	1,275.00	0010	12.8		1,747.00	0010	24.5
	1,275.00	7991	15.2		1,747.00	0915	39.7
	1,320.00	1100	39.3		1,747.00	1080	15.1
	1,500.00	0920	5.6		1,747.13	0010	18.6
	1,500.00	7850	82.0		1,747.33	0010	1.8
					1,747.43	0010	607.6
Wtd. Avg. Base and Total Tons	744.52		1,517.1		1,747.43	0430	417.3
					1,747.43	0910	49.4
					1,748.42	0010	417.6
					1,748.43	0010	1,164.7
					1,748.43	0200	95.0
					1,748.43	1070	92.6
					1,748.43	6625	118.4
BURGER	450.00	0010	5.4		1,748.43	7465	59.4
					1,748.43	7850	5.9
Wtd. Avg. Base and Total Tons	450.00		5.4		1,749.00	0010	63.8
					1,749.20	0010	264.3
CHARDONNAY	1,000.00	0450	6.4		1,749.20	0780	4.0
	1,100.00	0440	7.5		1,749.20	1080	25.3
	1,100.00	0910	8.3		1,749.20	1090	46.4
	1,200.00	0010	174.8		1,749.20	1180	7.9
	1,200.00	0780	5.1		1,749.20	6555	91.9
	1,200.00	0910	22.3		1,749.20	7270	42.9
	1,225.00	0780	7.3		1,750.00	0010	338.1
	1,300.00	0780	1.9		1,750.00	0115	6.0
	1,300.00	7850	33.6		1,750.00	0140	2.3
	1,328.22	0010	231.3		1,750.00	0379	0.6
	1,360.95	1070	10.5		1,750.00	0430	72.0
	1,400.00	0010	204.0		1,750.00	0910	34.9
	1,400.00	0780	4.2		1,750.00	1080	15.9
	1,400.00	1000	74.9		1,750.00	7465	106.0
	1,400.00	7465	47.0		1,785.00	0920	108.2
	1,407.91	0010	71.3		1,796.06	0850	35.5
	1,487.23	7465	167.8		1,800.00	0010	899.3
	1,489.79	0010	21.3		1,800.00	0200	1,144.6
	1,500.00	0010	201.7		1,800.00	0780	145.9
	1,500.00	0450	17.8		1,800.00	0910	37.3
	1,500.00	0510	34.6		1,800.00	1000	102.3
	1,500.00	0770	116.3		1,800.00	1006	78.4
	1,500.00	0775	30.5		1,800.00	1070	14.4
	1,500.00	0910	41.2		1,800.00	5230	44.0
	1,500.00	7070	245.4		1,800.00	7455	1,329.9
	1,500.00	7455	36.2		1,800.00	7465	40.3
	1,504.91	0010	10.9		1,800.00	7665	55.3
	1,534.77	1070	6.1		1,800.00	7765	89.7
	1,540.00	6625	93.3		1,801.68	7170	30.7
	1,540.35	7465	11.2		1,834.00	0010	42.0
	1,550.00	0780	40.1		1,835.85	0010	61.1
	1,581.04	0010	98.4		1,835.85	7850	135.2
	1,582.81	7465	241.9		1,836.00	0010	10.6
	1,593.47	7465	103.2		1,836.66	0010	96.1
	1,600.00	0010	47.9		1,850.00	0010	321.0
	1,600.00	0770	186.0		1,850.00	0780	0.4
	1,600.00	0780	88.9		1,850.00	0910	89.5
	1,600.00	1070	3.0		1,850.00	0920	111.6
	1,600.00	1080	6.4		1,850.00	1000	54.2
	1,600.00	7460	71.7		1,850.00	1080	20.6
	1,600.00	7465	89.0		1,850.00	7460	139.9
	1,610.00	0010	9.6		1,850.00	7465	74.5
	1,625.00	7465	1,298.1		1,853.34	0010	103.6
	1,631.00	1080	48.3		1,870.00	0915	22.8
	1,646.60	6555	62.0		1,875.00	0010	21.0
	1,646.60	6620	42.5		1,880.00	0010	5.8
	1,650.00	0780	7.9		1,880.00	0910	100.7
	1,650.00	6540	74.8		1,900.00	0010	1,696.2
	1,650.00	7460	53.0		1,900.00	0665	37.4
	1,650.00	7465	501.0		1,900.00	0780	71.2

TABLE 8: BASE PRICE PAID TO GROWERS FOR GRAPES CRUSHED AND DELIVERED TO CALIFORNIA PROCESSORS FROM THE 1999 CROP WITH BRIX FACTORS AND PURCHASED TONNAGE, BY TYPE, VARIETY, REPORTING DISTRICT WHERE GROWN, AND WEIGHTED AVERAGE BASE PRICE.

District, Type, and Variety	Base Price Per Ton	Brix Factors	Tons	District, Type, and Variety	Base Price Per Ton	Brix Factors	Tons
	Dollars	Code a/			Dollars	Code a/	
DISTRICT 03 (Cont'd.)							
CHARDONNAY (Cont'd.)	1,900.00	0805	26.3		2,009.55	0010	87.6
	1,900.00	0910	120.2		2,009.55	0910	42.1
	1,900.00	0915	77.5		2,010.00	0010	140.5
	1,900.00	0920	142.0		2,010.00	0915	43.3
	1,900.00	1000	9.0		2,010.69	0010	374.7
	1,900.00	1080	77.6		2,010.69	0510	144.5
	1,900.00	6555	117.3		2,010.69	0925	485.5
	1,900.00	7370	12.0		2,010.69	7850	139.2
	1,900.00	7850	52.8		2,011.00	0010	104.9
	1,901.82	0010	19.7		2,011.58	0010	147.6
	1,909.00	0010	39.1		2,011.58	0920	6.4
	1,910.00	0010	20.5		2,012.00	0010	40.6
	1,911.76	0010	173.6		2,019.00	0010	4.9
	1,912.00	0010	32.0		2,025.00	0010	12.2
	1,920.00	0010	441.1		2,029.55	0010	44.4
	1,921.00	0010	30.8		2,050.00	0010	0.6
	1,922.17	0010	20.5		2,052.00	0010	27.1
	1,922.17	0130	6.8		2,053.25	0010	76.1
	1,922.17	0420	82.2		2,093.20	0010	15.6
	1,922.18	0010	49.6		2,097.00	0010	14.0
	1,923.00	0010	110.7		2,098.00	0010	46.0
	1,923.00	1080	17.1		2,098.12	0010	17.4
	1,923.26	0010	245.8		2,098.12	1020	41.4
	1,923.27	0010	616.4		2,099.04	7477	666.9
	1,923.27	0510	9.2		2,100.00	0010	568.1
	1,923.27	0910	148.8		2,100.00	0780	14.0
	1,923.27	1000	29.4		2,100.00	0910	108.0
	1,923.27	1070	82.7		2,100.00	0920	84.9
	1,923.27	7764	30.9		2,100.00	1080	22.6
	1,923.27	7765	95.0		2,110.00	0010	22.4
	1,923.27	7850	52.0		2,150.00	0010	4.9
	1,924.00	0010	3.5		2,169.01	0010	25.4
	1,924.00	1070	68.2		2,175.00	1080	59.0
	1,924.10	0010	16.9		2,186.50	0010	183.4
	1,924.11	0010	86.5		2,200.00	0010	366.2
	1,924.12	0010	2,443.8		2,200.00	0780	29.2
	1,924.12	0850	67.1		2,200.00	1090	19.3
	1,924.12	0910	758.9		2,200.00	1105	18.5
	1,924.12	6555	61.0		2,200.00	7465	28.8
	1,924.12	7270	123.8		2,211.92	0920	24.8
	1,924.12	7465	17.7		2,239.65	0010	20.3
	1,924.12	7973	8.1		2,250.00	0010	82.4
	1,924.13	0010	102.7		2,250.00	0780	188.2
	1,924.99	0010	198.1		2,250.00	0920	4.7
	1,925.00	0010	30.1		2,264.00	0010	8.9
	1,926.86	0805	43.8		2,300.00	0010	155.5
	1,933.06	0010	91.5		2,300.00	0125	21.6
	1,948.43	0010	44.0		2,300.00	1105	6.6
	1,950.00	0010	157.6		2,321.49	7850	113.8
	1,950.00	0910	27.7		2,350.00	0910	7.6
	1,966.98	0010	40.6		2,361.40	0010	17.4
	1,967.85	0010	134.9		2,361.42	0010	4.9
	1,975.00	0010	18.3		2,370.00	0010	63.4
	1,985.65	0010	261.3		2,400.00	0010	1.1
	1,995.00	0010	10.4		2,400.00	0910	10.9
	2,000.00	0010	1,567.2		2,400.00	0925	205.7
	2,000.00	0200	164.7		2,450.00	0920	2.0
	2,000.00	0450	10.8		2,494.61	0010	5.6
	2,000.00	0770	64.7		2,500.00	1105	33.6
	2,000.00	0780	94.3		2,534.00	0910	117.6
	2,000.00	0855	81.0		2,536.00	0690	111.3
	2,000.00	0910	130.5		2,600.00	0010	4.5
	2,000.00	0915	168.5		2,600.00	0780	57.7
	2,000.00	0950	67.3		2,600.00	1080	20.7
	2,000.00	1000	19.2		2,602.00	1080	39.3
	2,000.00	1007	187.0		2,700.00	0010	13.2
	2,000.00	1070	36.4		2,800.00	0010	24.9
	2,000.00	1080	19.3		2,800.00	0010	26.2
	2,000.00	1100	12.2		2,966.18	0010	26.2
	2,000.00	6555	410.1		3,000.00	0010	4.3
	2,000.00	7465	40.7		3,000.00	1105	5.3
	2,000.00	7765	232.2		3,090.90	0010	33.1
	2,000.00	7850	178.7		3,150.00	0010	0.9
	2,009.00	0010	17.2		3,356.29	0010	8.4
	2,009.50	0010	41.4	Wtd. Avg. Base and Total Tons	1,855.71		37,909.0
	2,009.54	0010	5.5	CHENIN BLANC	450.00	0010	148.4
	2,009.54	0900	21.3		600.00	0010	86.5
					600.00	3167	21.7

TABLE 8: BASE PRICE PAID TO GROWERS FOR GRAPES CRUSHED AND DELIVERED TO CALIFORNIA PROCESSORS FROM THE 1999 CROP WITH BRIX FACTORS AND PURCHASED TONNAGE, BY TYPE, VARIETY, REPORTING DISTRICT WHERE GROWN, AND WEIGHTED AVERAGE BASE PRICE.

District, Type, and Variety	Base Price Per Ton	Brix Factors	Tons	District, Type, and Variety	Base Price Per Ton	Brix Factors	Tons
	Dollars	Code a/			Dollars	Code a/	
DISTRICT 03 (Cont'd.)							
CHENIN BLANC (Cont'd.)	625.00	0430	121.2	MUSCAT BLANC/M CANELLI	600.00	0010	0.5
	662.97	5135	22.4		1,000.00	0010	0.8
	695.00	0010	10.9		1,300.00	0010	1.0
	700.00	0010	43.0		1,550.00	0010	0.9
	700.00	0750	38.7		1,552.92	0010	6.7
	750.00	0010	13.0		1,600.00	0010	5.0
	750.00	4980	56.6		1,680.00	0780	5.6
	800.00	5135	25.5		1,683.89	0010	14.3
Wtd. Avg. Base and Total Tons	611.78		587.9	Wtd. Avg. Base and Total Tons	1,700.00	0010	9.9
					1,706.04	0010	12.6
FRENCH COLOMBARD	325.00	0010	20.4	MUSCAT ORANGE	1,190.48	0010	2.3
	541.31	0010	5.0	Wtd. Avg. Base and Total Tons	1,190.48		2.3
	547.72	0540	962.3	PALOMINO/G CHASSELAS	550.00	0010	25.9
	550.00	0770	3.9	Wtd. Avg. Base and Total Tons	550.00		25.9
	591.25	4980	62.4	PINOT BLANC	1,403.23	0010	150.7
	595.58	0010	11.3		1,403.24	0990	107.1
	600.00	0010	47.6		1,467.02	0920	39.1
	600.00	3167	99.8		1,581.04	0010	39.2
	650.00	0010	3.4		2,000.00	1080	6.7
	661.25	5135	11.2	Wtd. Avg. Base and Total Tons	1,442.51		342.8
	700.00	0010	37.0	PINOT GRIS	1,400.00	0010	20.1
	750.00	0010	12.7		1,500.00	0010	1.2
	800.00	0010	7.6		1,600.00	0010	1.3
	800.00	0760	0.5		1,626.00	0910	40.9
Wtd. Avg. Base and Total Tons	561.93		1,285.1		1,626.51	6620	12.8
GEWURZTRAMINER	830.00	0010	4.8		1,684.59	0010	5.4
	850.00	0010	4.8		1,788.66	0010	6.4
	900.00	0760	2.2		1,789.16	0010	4.4
	900.00	7150	11.2		1,795.00	0010	23.7
	1,000.00	0010	9.7		1,800.00	0010	53.2
	1,020.00	0480	1.3		1,800.00	0760	7.0
	1,068.13	0010	18.1		2,000.00	0010	3.0
	1,068.15	0010	4.4		2,186.50	0010	25.3
	1,068.15	0755	189.0		2,250.00	0010	3.7
	1,070.00	0480	0.6	Wtd. Avg. Base and Total Tons	1,767.29		208.4
	1,075.00	0010	72.5	ROUSANNE	1,800.00	0010	12.8
	1,100.00	0010	83.4	Wtd. Avg. Base and Total Tons	1,800.00		12.8
	1,150.00	1070	14.8	SAUVIGNON BLANC	600.00	0010	0.9
	1,177.59	0010	62.9		900.00	0770	7.7
	1,177.59	0920	40.4		950.00	0910	11.1
	1,200.00	0010	175.8		1,000.00	0770	0.4
	1,200.00	0910	5.4		1,087.00	0010	14.7
	1,231.00	0010	20.5		1,100.00	0010	85.5
	1,250.00	0900	18.0		1,100.00	0780	36.7
	1,300.00	0010	32.3		1,169.00	0010	52.6
	1,350.00	0010	4.0		1,169.00	0760	38.0
	1,400.00	0010	3.2		1,169.13	0010	122.0
	1,500.00	0010	25.6		1,170.00	0010	109.0
	1,600.00	0010	7.9		1,170.40	0010	56.9
	1,800.00	0010	3.3		1,170.78	0010	199.5
Wtd. Avg. Base and Total Tons	1,151.91		816.1		1,181.00	0010	43.5
GRAY RIESLING	1,111.00	0010	52.3		1,200.00	0010	74.6
Wtd. Avg. Base and Total Tons	1,111.00		52.3		1,200.00	0780	10.3
KLEINBERGER	1,000.00	0670	3.9		1,200.00	0890	22.7
Wtd. Avg. Base and Total Tons	1,000.00		3.9		1,200.00	0910	19.1
MARSANNE	1,800.00	0010	22.0		1,203.60	6265	33.3
Wtd. Avg. Base and Total Tons	1,800.00		22.0		1,225.00	0010	42.7
MELON	1,275.67	0890	30.8		1,225.00	5190	18.6
	1,467.02	0920	11.8		1,227.58	0010	12.5
Wtd. Avg. Base and Total Tons	1,328.67		42.6		1,229.32	0010	60.2
MUSCADELLE	1,250.00	0010	4.6		1,250.00	0010	178.7
Wtd. Avg. Base and Total Tons	1,250.00		4.6		1,250.00	0760	79.5
					1,250.00	0890	43.5
					1,250.00	0900	6.5
					1,250.00	0920	32.8
					1,265.00	0010	11.6

TABLE 8: BASE PRICE PAID TO GROWERS FOR GRAPES CRUSHED AND DELIVERED TO CALIFORNIA PROCESSORS FROM THE 1999 CROP WITH BRIX FACTORS AND PURCHASED TONNAGE, BY TYPE, VARIETY, REPORTING DISTRICT WHERE GROWN, AND WEIGHTED AVERAGE BASE PRICE.

District, Type, and Variety	Base Price Per Ton	Brix Factors	Tons	District, Type, and Variety	Base Price Per Ton	Brix Factors	Tons
	Dollars	Code a/			Dollars	Code a/	
DISTRICT 03 (Cont'd.)							
SAUVIGNON BLANC (Cont'd.)	1,285.46	0010	130.5		2,000.00	0010	4.5
	1,285.48	0010	12.6		2,000.00	0920	0.7
	1,287.85	0890	15.2		2,000.00	1075	6.0
	1,287.85	0990	38.8		2,010.69	0010	4.6
	1,287.86	0010	144.8		2,092.31	0930	6.3
	1,287.86	0770	513.2		2,094.63	0010	3.2
	1,287.86	0780	75.1		2,095.00	0010	1.2
	1,287.86	0890	22.8		2,095.00	1180	3.9
	1,287.86	0900	178.5		2,189.84	0010	10.9
	1,287.86	7150	10.3		2,190.00	0010	35.8
	1,300.00	0010	131.3		2,190.00	0010	2.9
	1,300.00	0780	2.4		2,200.00	0010	10.7
	1,300.00	0950	45.2		2,200.00	0770	2.9
	1,309.43	0010	45.8		2,250.00	0795	14.9
	1,343.89	0010	45.7		2,271.86	0010	1.0
	1,343.89	7150	81.7		2,659.73	0010	15.1
	1,345.00	0760	9.7		3,000.00	1080	0.9
	1,346.40	0010	82.3	Wtd. Avg. Base and Total Tons	2,101.48		181.9
	1,346.40	6265	23.3	WHITE RIESLING	900.00	0010	13.3
	1,350.00	0010	93.9		1,000.00	0920	8.0
	1,350.00	0760	107.1		1,010.00	0010	1.2
	1,350.00	0993	26.1		1,100.00	0010	4.9
	1,360.66	0010	170.0		1,100.00	0920	1.8
	1,400.00	0010	117.4		1,188.95	0920	27.3
	1,400.00	0910	66.8		1,411.00	1340	6.6
	1,404.94	0770	24.4		1,500.00	0010	9.2
	1,422.50	0010	11.4		3,134.80	0010	6.4
	1,450.00	0010	24.0	Wtd. Avg. Base and Total Tons	1,323.83		78.7
	1,450.00	0780	13.1	OTHER WHITE b/	400.00	0910	2.0
	1,459.60	0990	20.0		600.00	1135	2.3
	1,459.99	0770	14.5		750.00	0010	3.3
	1,500.00	0010	60.1		800.00	0010	8.2
	1,550.00	0950	0.3	Wtd. Avg. Base and Total Tons	709.81		15.8
	1,800.00	0795	22.8	WINE GRAPES (RED)			
Wtd. Avg. Base and Total Tons	1,278.21		3,806.2	ALEATICO	1,800.00	0920	8.4
SAUVIGNON MUSQUE	1,250.00	0010	2.4	Wtd. Avg. Base and Total Tons	1,800.00		8.4
	1,360.66	0770	81.7	ALICANTE BOUSCHET	550.00	0010	5.7
Wtd. Avg. Base and Total Tons	1,357.50		84.1		600.00	0010	18.1
SAUVIGNON VERT	500.00	0750	8.0		700.00	0645	1.8
Wtd. Avg. Base and Total Tons	500.00		8.0		1,000.00	0910	2.6
SEMILLON	825.00	0760	0.3		1,372.00	0480	0.5
	1,100.00	0010	6.3		1,400.00	0010	1.1
	1,153.00	0010	11.1		2,000.00	0010	16.8
	1,153.12	0010	27.9		2,345.00	0010	13.3
	1,161.15	0010	28.3		2,499.71	0010	34.0
	1,200.00	0855	29.9	Wtd. Avg. Base and Total Tons	1,808.94		93.9
	1,250.02	0010	17.7	BARBERA	1,600.00	0010	7.7
	1,268.43	0010	85.9		1,800.00	0010	3.7
	1,277.00	0890	15.3		1,950.00	0480	0.2
	1,285.30	0010	2.1		1,952.47	0010	0.1
	1,300.00	0010	15.9		1,970.00	1180	0.9
	1,335.32	0855	54.6		2,000.00	6555	3.5
	1,400.00	0010	48.3		2,100.00	0010	13.6
	1,450.00	0010	10.3		2,100.00	8270	3.0
	1,500.00	0010	32.5		2,110.00	0010	5.5
Wtd. Avg. Base and Total Tons	1,291.65		386.4		2,117.00	0010	2.8
TOCAI FRIULANO	1,400.00	0010	5.1		2,200.00	0795	2.0
Wtd. Avg. Base and Total Tons	1,400.00		5.1		2,250.00	0010	12.0
VIOGNIER	1,400.00	0920	1.4	Wtd. Avg. Base and Total Tons	2,038.74		55.0
	1,600.00	1075	2.8	CABERNET FRANC	600.00	0010	2.2
	1,800.00	0010	11.5		1,400.00	0010	5.9
	1,800.00	1070	3.7		1,500.00	1080	15.1
	1,900.00	0200	16.2		1,500.00	7465	6.6
	1,904.00	0010	2.3		1,500.00	0010	22.4
	1,904.21	0010	14.0		1,750.00	0010	9.0
	1,960.83	0010	3.8		1,800.00	0010	4.2
	1,974.00	0010	0.7		1,800.00	0115	4.2

TABLE 8: BASE PRICE PAID TO GROWERS FOR GRAPES CRUSHED AND DELIVERED TO CALIFORNIA PROCESSORS FROM THE 1999 CROP WITH BRIX FACTORS AND PURCHASED TONNAGE, BY TYPE, VARIETY, REPORTING DISTRICT WHERE GROWN, AND WEIGHTED AVERAGE BASE PRICE.

District, Type, and Variety	Base Price Per Ton	Brix Factors	Tons
	Dollars	Code a/	

District, Type, and Variety	Base Price Per Ton	Brix Factors	Tons
	Dollars	Code a/	

DISTRICT 03 (Cont'd.)

	1,800.00	7455	26.4	1,700.00	8205	27.6
	1,800.00	7465	30.2	1,701.70	0010	16.9
CABERNET FRANC (Cont'd.)	1,843.00	0910	4.7	1,710.00	0010	24.6
	1,850.00	0010	1.6	1,750.00	0010	28.4
	1,888.06	0010	7.1	1,750.00	1080	19.5
	1,888.26	0010	33.7	1,750.00	7460	15.9
	1,900.00	0010	52.5	1,750.00	7850	24.2
	1,900.00	0910	5.5	1,800.00	0010	105.6
	1,900.00	1080	5.5	1,800.00	0780	3.0
	1,922.00	0480	0.4	1,800.00	0920	0.5
	1,922.03	0010	11.8	1,800.00	1080	30.6
	1,923.04	7465	24.9	1,800.00	7852	13.8
	1,924.00	0010	3.9	1,838.23	0010	9.0
	1,924.23	0010	133.1	1,850.00	0010	164.9
	1,924.23	0920	2.8	1,850.00	0780	73.3
	1,924.23	1090	2.9	1,850.00	7465	7.1
	2,000.00	0010	22.6	1,852.34	0010	28.6
	2,000.00	0115	1.2	1,900.00	0010	48.0
	2,000.00	0990	9.2	1,900.00	0780	22.3
	2,000.00	6555	65.2	1,900.00	0920	0.4
	2,000.00	7465	12.3	1,900.00	1080	9.9
	2,011.67	0010	12.7	1,900.00	7430	98.4
	2,020.44	0910	13.6	1,900.00	7465	155.1
	2,058.93	0010	1.2	1,925.00	7465	5.7
	2,077.09	0010	8.8	1,937.06	0010	8.0
	2,100.00	0010	22.8	1,937.08	0010	313.2
	2,100.00	0780	8.8	1,938.06	0010	18.0
	2,115.33	0010	16.5	1,946.31	0010	178.6
	2,115.34	0010	103.8	1,950.00	0010	27.7
	2,115.34	7460	18.5	1,950.00	1080	0.7
	2,117.48	0010	7.9	1,950.00	7465	14.2
	2,140.00	0010	49.4	1,950.42	0010	75.5
	2,141.00	0115	1.9	1,950.42	0890	31.6
	2,150.00	0010	20.3	1,950.42	6555	57.6
	2,150.00	0910	24.7	1,950.42	7270	45.8
	2,171.50	0010	13.7	1,950.42	7465	39.4
	2,171.50	0855	23.8	1,950.42	7915	26.6
	2,171.50	8245	22.5	1,950.45	0010	8.8
	2,172.00	0920	5.2	1,952.36	0010	64.1
	2,173.61	0010	7.7	1,955.00	0480	1.2
	2,195.84	7465	0.8	1,955.57	0010	103.6
	2,200.00	0010	53.2	1,955.68	0010	106.7
	2,211.00	0010	26.6	1,955.69	0010	94.8
	2,211.50	0010	12.5	1,955.69	0930	11.4
	2,211.50	7850	16.8	1,956.00	0010	72.5
	2,213.67	0010	10.1	1,995.00	0010	11.5
	2,215.00	0010	36.0	1,995.00	0200	8.1
	2,215.28	0010	8.1	1,996.90	0010	18.8
	2,250.00	0010	6.8	2,000.00	0010	371.0
	2,265.14	0010	4.2	2,000.00	0115	0.9
	2,275.00	0920	2.6	2,000.00	0910	155.4
	2,285.41	0010	11.9	2,000.00	0920	3.2
	2,300.00	0010	15.4	2,000.00	1080	7.1
	2,307.64	0010	19.5	2,000.00	7465	52.3
	2,350.00	0010	2.0	2,000.00	7850	41.3
	2,367.41	0010	4.9	2,000.00	7965	12.5
	2,400.00	0010	2.0	2,025.00	0910	6.3
	2,402.29	0010	1.8	2,026.15	0010	3.7
	3,000.00	0920	7.8	2,033.93	0010	4.4
	3,000.00	1070	8.3	2,033.94	0010	27.9
				2,047.94	0010	66.8
				2,049.99	0010	38.9
				2,050.00	0920	20.9
				2,050.00	7465	15.3
				2,052.00	0910	80.0
				2,088.88	0010	15.7
				2,100.00	0010	339.1
				2,100.00	0780	4.5
				2,100.00	0910	14.5
				2,100.00	0930	5.2
				2,100.00	1070	48.1
				2,100.00	7455	696.9
				2,100.00	7465	30.1
				2,105.00	1080	1.6
				2,113.51	0910	2.4
				2,114.00	1000	32.6
				2,115.00	0010	172.7
				2,117.00	0910	42.1
				2,117.00	1000	31.4
Wtd. Avg. Base and Total Tons	2,049.26		1,158.0			
CABERNET SAUVIGNON	1,000.00	0780	6.8			
	1,200.00	0780	6.4			
	1,347.00	0010	2.1			
	1,400.00	0930	2.1			
	1,486.52	0010	118.8			
	1,500.00	0010	18.1			
	1,500.00	0910	3.5			
	1,600.00	0010	4.3			
	1,600.00	7465	10.8			
	1,698.81	0010	56.7			
	1,700.00	0010	32.2			
	1,700.00	1080	84.8			
	1,700.00	7465	38.5			
	1,700.00	7965	37.6			

TABLE 8: BASE PRICE PAID TO GROWERS FOR GRAPES CRUSHED AND DELIVERED TO CALIFORNIA PROCESSORS FROM THE 1999 CROP WITH BRIX FACTORS AND PURCHASED TONNAGE, BY TYPE, VARIETY, REPORTING DISTRICT WHERE GROWN, AND WEIGHTED AVERAGE BASE PRICE.

District, Type, and Variety	Base Price Per Ton	Brix Factors	Tons	District, Type, and Variety	Base Price Per Ton	Brix Factors	Tons
	Dollars	Code a/			Dollars	Code a/	
DISTRICT 03 (Cont'd.)							
CABERNET SAUVIGNON (Cont'd.)	2,126.27	0910	154.8		2,250.00	7270	15.0
	2,130.00	1000	45.1		2,250.00	7474	64.9
	2,130.00	1070	58.9		2,271.86	0010	50.9
	2,130.76	0010	17.0		2,278.17	0010	123.1
	2,130.78	0010	41.3		2,292.00	0010	33.9
	2,130.78	0910	32.1		2,300.00	0010	177.2
	2,130.79	0010	368.2		2,300.00	1070	23.3
	2,130.79	1070	13.6		2,300.00	1080	40.3
	2,130.79	7445	13.4		2,300.00	7465	39.5
	2,130.79	7765	34.6		2,301.49	0010	38.4
	2,130.79	7850	22.4		2,316.56	0010	17.4
	2,131.00	1080	6.6		2,324.50	1000	28.1
	2,131.61	0910	21.5		2,325.00	0010	10.6
	2,141.72	0010	34.9		2,334.32	0010	30.3
	2,145.00	0920	9.9		2,340.00	0010	686.4
	2,145.08	0010	70.2		2,340.50	0010	531.3
	2,145.45	0010	41.9		2,340.50	0780	32.7
	2,145.46	0010	658.8		2,346.83	0010	81.5
	2,145.46	1080	71.8		2,347.00	0010	12.2
	2,145.46	2945	10.9		2,347.00	0910	13.0
	2,145.46	7465	40.4		2,350.00	0010	169.1
	2,145.47	0010	25.4		2,350.00	0780	7.2
	2,145.48	0010	11.6		2,364.00	0010	19.6
	2,147.60	0010	39.0		2,366.67	0010	25.5
	2,150.00	0010	2.1		2,392.00	0910	6.6
	2,150.00	0910	158.2		2,400.00	0010	29.5
	2,150.00	0920	10.3		2,400.00	0790	10.0
	2,150.00	1080	15.7		2,400.00	0920	31.9
	2,151.25	1005	19.3		2,400.00	1018	13.2
	2,151.26	0010	363.8		2,400.00	1070	45.5
	2,171.86	0010	73.7		2,400.00	1080	70.7
	2,172.60	0920	14.0		2,436.28	6555	70.0
	2,179.22	0010	15.7		2,438.03	0010	70.0
	2,194.22	0010	148.1		2,445.00	1080	13.3
	2,200.00	0010	194.5		2,450.00	0010	25.1
	2,200.00	0115	42.3		2,454.65	0010	45.0
	2,200.00	0780	0.8		2,466.62	1120	0.9
	2,200.00	0910	26.2		2,500.00	0010	342.6
	2,200.00	0920	35.8		2,500.00	0115	20.4
	2,200.00	1005	115.4		2,500.00	1000	11.9
	2,200.00	1015	42.3		2,500.00	1075	23.2
	2,200.00	1075	22.0		2,500.00	1080	18.5
	2,200.00	1080	33.2		2,550.00	0010	21.3
	2,200.00	1090	94.4		2,600.00	0010	22.8
	2,200.00	7465	18.6		2,600.00	7850	34.0
	2,200.00	7850	29.2		2,633.07	0010	56.8
	2,200.00	7915	5.3		2,633.07	1070	21.7
	2,225.00	7850	31.9		2,650.00	0115	5.0
	2,227.64	0010	192.7		2,700.00	0010	9.5
	2,227.64	0790	10.2		2,700.00	0780	35.7
	2,227.64	0915	10.5		2,800.00	0010	22.8
	2,227.64	1003	39.5		3,000.00	0010	6.8
	2,227.64	1015	15.6		3,000.00	1070	143.6
	2,227.64	1080	29.2	Wtd. Avg. Base and Total Tons	2,161.94		14,383.5
	2,227.64	7850	541.5	CARIGNANE	800.00	0910	3.8
	2,228.00	1080	7.4		900.00	0010	52.1
	2,229.49	0010	15.0		900.00	6553	131.4
	2,229.86	0010	52.7		1,000.00	0010	18.0
	2,242.98	0010	176.2		1,000.00	1080	45.8
	2,242.98	1080	244.2		1,000.00	1100	0.8
	2,242.98	7465	21.0		1,100.00	0010	18.5
	2,242.98	7850	89.1		1,100.00	0910	1.3
	2,243.00	0010	366.3		1,100.00	1135	15.1
	2,245.22	0010	108.9		1,118.00	1080	13.5
	2,248.00	0780	20.8		1,200.00	0910	0.9
	2,249.00	0010	1.6		1,200.00	1080	6.2
	2,249.00	0910	33.3		1,300.00	0010	1.0
	2,249.04	0010	1.2		1,300.00	1080	3.8
	2,249.04	0920	16.5		1,375.00	1135	43.7
	2,249.04	1080	49.4		1,396.99	0010	15.0
	2,249.05	0010	40.5		1,397.00	0010	9.5
	2,249.98	0010	28.5		1,397.44	1080	29.7
	2,249.99	0010	75.2		1,400.00	0010	9.4
	2,250.00	0010	67.1		1,400.00	0920	1.9
	2,250.00	0920	0.9		1,400.00	1005	14.6
	2,250.00	1070	33.0		1,400.00	1080	4.2
	2,250.00	6555	199.5		1,500.00	0010	6.0

TABLE 8: BASE PRICE PAID TO GROWERS FOR GRAPES CRUSHED AND DELIVERED TO CALIFORNIA PROCESSORS FROM THE 1999 CROP WITH BRIX FACTORS AND PURCHASED TONNAGE, BY TYPE, VARIETY, REPORTING DISTRICT WHERE GROWN, AND WEIGHTED AVERAGE BASE PRICE.

District, Type, and Variety	Base Price Per Ton	Brix Factors	Tons	District, Type, and Variety	Base Price Per Ton	Brix Factors	Tons
	Dollars	Code a/			Dollars	Code a/	
DISTRICT 03 (Cont'd.)					2,013.97	7850	3.8
					2,017.00	0910	4.8
CARIGNANE (Cont'd.)	1,500.00	6555	9.6		2,017.83	0010	5.8
	1,565.00	1100	1.4		2,018.00	0010	11.0
	1,600.00	0800	4.0		2,050.00	0010	2.3
	1,600.00	1075	4.3		2,098.55	0010	4.9
	1,679.98	0010	2.1		2,109.88	0010	8.5
	1,700.00	1080	11.4		2,145.46	0010	6.0
	1,800.00	1080	9.5		2,205.78	0010	8.7
	1,800.00	1090	5.1		2,219.61	0010	2.8
	2,000.00	0010	11.0		2,251.09	0010	4.0
	2,200.00	0920	4.1		2,320.50	0010	2.1
	2,666.04	0010	11.9		2,320.50	7850	11.7
	2,800.00	1100	1.7		2,321.00	0010	3.5
					2,421.40	0010	2.5
Wtd. Avg. Base and Total Tons	1,214.93		522.3		2,682.04	0010	6.6
					3,000.00	0910	5.4
CINSAULT	600.00	0010	0.5	Wtd. Avg. Base and Total Tons	2,186.26		107.6
	1,500.00	0780	2.4				
	1,600.00	0920	4.7	MATARO/MOURVEDRE	1,500.00	0910	0.5
	1,800.00	0920	3.4		1,750.00	0010	0.9
Wtd. Avg. Base and Total Tons	1,594.55		11.0		1,750.00	0920	1.4
DOLCETTO	1,250.00	1090	0.5		1,800.00	0010	5.0
	1,800.00	0010	2.2		1,800.00	1090	1.4
	2,117.00	0010	8.8		1,809.89	0010	17.1
Wtd. Avg. Base and Total Tons	2,018.66		11.5		1,900.00	0010	10.4
EARLY BURGUNDY	1,000.00	7465	5.0		2,000.00	6555	13.8
					2,400.00	1070	2.1
Wtd. Avg. Base and Total Tons	1,000.00		5.0		2,531.73	0010	1.6
FREISA	2,117.00	0010	3.0		2,565.98	0010	2.7
Wtd. Avg. Base and Total Tons	2,117.00		3.0	Wtd. Avg. Base and Total Tons	1,944.17		56.9
GAMAY (NAPA)	325.00	0010	22.8	MERLOT	1,000.00	0930	1.6
	800.00	0910	1.4		1,070.30	0010	49.3
	850.00	0010	31.8		1,400.00	0010	58.1
	900.00	6553	64.9		1,400.00	0780	0.8
	950.00	4980	23.1		1,400.00	0910	55.0
	950.00	5190	6.6		1,431.89	0010	69.3
	1,000.00	0010	3.7		1,550.00	0010	44.2
	1,000.00	1080	11.9		1,600.00	0010	68.2
	1,040.63	0620	22.5		1,600.00	0920	9.6
	1,100.00	0010	4.3		1,600.00	1080	28.7
	1,100.00	0760	7.0		1,600.00	7460	80.8
	1,100.00	0800	1.4		1,600.00	7465	26.8
	1,140.16	4980	14.8		1,600.00	7465	173.6
	1,200.00	0655	4.5		1,634.78	7465	173.6
	1,200.00	1080	5.3		1,642.37	1070	52.6
	1,250.04	0010	10.2		1,650.00	7465	93.1
	1,500.00	0010	6.3		1,676.82	7465	62.9
	1,600.00	0430	8.4		1,700.00	0010	89.0
	1,784.92	0010	5.2		1,700.00	0780	25.3
Wtd. Avg. Base and Total Tons	971.20		256.1		1,700.00	1080	122.6
GAMAY BEAUJOLAIS	1,200.00	1080	15.6		1,700.00	7465	28.9
					1,750.00	0010	53.0
Wtd. Avg. Base and Total Tons	1,200.00		15.6		1,750.00	0200	23.7
GRENAACHE	800.00	0010	0.4		1,750.00	0780	18.3
	900.00	0010	12.3		1,750.00	1080	26.9
	1,229.61	0010	58.7		1,750.00	7465	41.5
	1,500.00	0910	2.4		1,793.33	0010	38.5
	1,650.00	0010	2.1		1,800.00	0010	367.8
	2,200.00	0010	2.6		1,800.00	0780	37.9
	2,400.00	1070	5.2		1,800.00	0860	36.4
	2,500.00	0010	3.6		1,800.00	0920	8.5
	2,565.98	0010	1.0		1,800.00	1080	57.6
Wtd. Avg. Base and Total Tons	1,363.52		88.3		1,800.00	1090	10.2
MALBEC	1,750.00	0010	5.2		1,800.00	1170	37.3
	1,800.00	0010	6.1		1,800.00	7460	48.5
	1,900.00	0010	1.9		1,800.00	7465	50.1
					1,800.00	7850	26.2
					1,818.01	0010	7.8
					1,819.13	0010	70.8
					1,850.00	0010	8.6
					1,850.00	0115	43.9
					1,850.00	0910	204.2
					1,850.00	7465	12.6
					1,879.00	7465	55.8
					1,879.43	0010	757.6
					1,879.43	0200	112.9

TABLE 8: BASE PRICE PAID TO GROWERS FOR GRAPES CRUSHED AND DELIVERED TO CALIFORNIA PROCESSORS FROM THE 1999 CROP WITH BRIX FACTORS AND PURCHASED TONNAGE, BY TYPE, VARIETY, REPORTING DISTRICT WHERE GROWN, AND WEIGHTED AVERAGE BASE PRICE.

District, Type, and Variety	Base Price Per Ton	Brix Factors	Tons
	Dollars	Code a/	

District, Type, and Variety	Base Price Per Ton	Brix Factors	Tons
	Dollars	Code a/	

DISTRICT 03 (Cont'd.)

MERLOT (Cont'd.)	1,879.43	0910	103.8
	1,879.43	7465	104.2
	1,879.43	7850	12.1
	1,882.00	6555	22.5
	1,882.00	7270	10.9
	1,882.08	0010	103.3
	1,882.09	0010	443.8
	1,882.09	6555	147.6
	1,882.09	7270	226.4
	1,882.09	7448	22.5
	1,882.09	7465	265.9
	1,883.82	0010	606.2
	1,883.82	0920	4.8
	1,883.82	1000	15.3
	1,884.00	0010	140.0
	1,884.00	1170	20.2
	1,885.00	0480	0.7
	1,885.29	0010	70.8
	1,900.00	0010	718.8
	1,900.00	0115	83.0
	1,900.00	0780	25.9
	1,900.00	0790	7.0
	1,900.00	0910	17.7
	1,900.00	0920	22.8
	1,900.00	1080	34.2
	1,900.00	7455	1,764.2
	1,900.00	7465	208.1
	1,910.09	0010	79.9
	1,938.55	7850	41.0
	1,950.00	0010	30.1
	1,950.00	0910	139.9
	1,950.00	7465	132.5
	1,971.00	0910	14.0
	1,973.40	0010	30.4
	1,973.40	7765	89.4
	1,975.00	0010	19.1
	1,975.00	0920	3.0
	1,978.00	0910	15.0
	1,978.02	0010	9.3
	1,979.55	7850	13.9
	1,985.04	7465	47.4
	1,996.85	0010	21.2
	2,000.00	0010	1,199.0
	2,000.00	0115	5.2
	2,000.00	0780	2.5
	2,000.00	0910	8.2
	2,000.00	0920	44.0
	2,000.00	0990	92.3
	2,000.00	1070	239.7
	2,000.00	1080	10.0
	2,000.00	6555	314.3
	2,000.00	7270	14.4
	2,000.00	7465	89.7
	2,000.00	7474	217.0
	2,000.00	7850	30.4
	2,000.00	7965	23.3
	2,004.00	7465	54.3
	2,034.53	0010	8.3
	2,041.51	0010	160.7
	2,050.17	0010	2.8
	2,062.00	0910	72.1
	2,062.33	0010	159.1
	2,062.33	7465	27.3
	2,067.00	0920	60.3
	2,067.35	0010	11.6
	2,067.37	0010	932.6
	2,067.37	1000	78.1
	2,067.37	1005	6.0
	2,067.37	1070	25.5
	2,067.37	1135	14.0
	2,067.37	7765	26.6
	2,067.37	7850	74.3
	2,067.79	1080	5.9
	2,070.25	0010	52.9
	2,070.29	0010	75.1
	2,070.30	0010	953.7
	2,070.30	0780	22.0

	2,070.30	1080	116.2
	2,070.30	7465	114.4
	2,070.32	0010	19.4
	2,070.49	0010	37.7
	2,072.00	0910	72.3
	2,072.20	0010	55.4
	2,072.21	0010	81.9
	2,072.36	0010	49.0
	2,072.37	0010	167.4
	2,096.00	0010	42.9
	2,099.94	0010	18.6
	2,100.00	0010	300.1
	2,100.00	1016	16.0
	2,100.00	7850	28.1
	2,117.35	0010	134.2
	2,127.00	0010	28.2
	2,140.00	0010	104.8
	2,141.00	0010	17.2
	2,141.00	0910	5.7
	2,141.37	0010	112.5
	2,141.37	1080	8.1
	2,141.37	7465	2.8
	2,147.37	0010	16.8
	2,150.00	0010	9.1
	2,155.00	0010	77.8
	2,161.00	0920	24.6
	2,161.34	0010	158.6
	2,161.34	0920	21.5
	2,161.34	1006	26.4
	2,161.34	1015	19.3
	2,161.34	1030	11.6
	2,161.34	7850	152.2
	2,164.00	0010	23.3
	2,164.40	0010	187.8
	2,164.40	7465	36.0
	2,165.86	0920	17.3
	2,166.00	0010	138.8
	2,166.00	0910	23.8
	2,166.39	0010	44.5
	2,166.40	0010	11.5
	2,166.57	0010	65.6
	2,171.92	0010	19.9
	2,196.00	0010	19.7
	2,199.98	0010	56.3
	2,200.00	0010	332.5
	2,200.00	0125	47.9
	2,200.00	0920	10.4
	2,200.00	1100	16.0
	2,200.00	1170	20.0
	2,200.71	0010	13.5
	2,212.00	0010	59.9
	2,213.49	0010	46.8
	2,225.00	0010	158.9
	2,250.00	0010	23.3
	2,250.00	0795	11.4
	2,258.46	0010	30.0
	2,258.50	0010	111.1
	2,260.58	0010	31.1
	2,260.58	0920	15.8
	2,260.59	0010	14.2
	2,261.00	0010	5.5
	2,282.06	0010	14.8
	2,291.62	7850	25.9
	2,292.00	0010	6.8
	2,300.00	0010	14.2
	2,300.00	0910	2.4
	2,300.00	7465	54.0
	2,341.90	0010	77.3
	2,350.00	0010	1.9
	2,352.61	7465	13.7
	2,354.78	0010	35.0
	2,355.00	0920	26.4
	2,388.00	0910	10.3
	2,389.07	0010	18.7
	2,391.68	0010	25.3
	2,400.00	0010	19.0
	2,400.00	0780	1.9
	2,417.11	0010	66.2
	2,446.79	0010	17.0

TABLE 8: BASE PRICE PAID TO GROWERS FOR GRAPES CRUSHED AND DELIVERED TO CALIFORNIA PROCESSORS FROM THE 1999 CROP WITH BRIX FACTORS AND PURCHASED TONNAGE, BY TYPE, VARIETY, REPORTING DISTRICT WHERE GROWN, AND WEIGHTED AVERAGE BASE PRICE.

District, Type, and Variety	Base Price Per Ton	Brix Factors	Tons	District, Type, and Variety	Base Price Per Ton	Brix Factors	Tons
	Dollars	Code a/			Dollars	Code a/	
DISTRICT 03 (Cont'd.)					2,208.00	0010	1.2
					2,210.45	0010	13.5
					2,251.09	0010	1.4
					2,304.45	0010	0.7
					3,000.00	0770	1.8
				Wtd. Avg. Base and Total Tons	2,048.25		105.6
MERLOT (Cont'd.)	2,452.00	0010	15.2	PINOT NOIR	1,000.00	0450	12.9
	2,500.00	0010	78.7		1,100.00	0010	6.7
	2,500.00	0920	44.9		1,317.53	0010	63.5
	2,500.00	1070	68.9		1,400.00	0920	9.8
	2,597.09	0010	2.0		1,400.00	1080	55.2
	3,000.00	0920	41.8		1,400.00	7465	4.3
	4,425.00	0010	5.1		1,425.00	0010	23.2
Wtd. Avg. Base and Total Tons	1,979.87		18,630.0		1,450.27	0010	38.8
MEUNIER	1,550.00	0910	2.0		1,489.79	0010	6.5
	1,784.00	1080	17.4		1,500.00	0010	141.9
	1,788.79	0010	182.8		1,525.00	0010	25.7
	2,500.00	0690	9.2		1,536.35	0010	53.5
Wtd. Avg. Base and Total Tons	1,817.09		211.4		1,575.00	0010	71.2
NEBBIOLO	1,250.00	1090	1.5		1,581.04	0010	493.3
	1,334.91	0010	5.9		1,595.00	7465	22.6
	1,361.00	1170	6.3		1,600.00	0010	20.5
	1,800.00	0010	1.5		1,600.00	0910	3.2
	1,855.76	0010	1.7		1,627.50	0010	10.4
	2,400.00	0010	0.2		1,675.00	7465	22.9
Wtd. Avg. Base and Total Tons	1,442.11		17.1		1,700.00	0430	21.5
NEGRETTE	500.00	0010	0.1		1,700.00	7455	186.7
Wtd. Avg. Base and Total Tons	500.00		0.1		1,700.00	7465	50.4
PETITE SIRAH	1,200.00	0910	1.5		1,700.00	7965	10.7
	1,500.00	0010	3.9		1,779.61	0010	24.1
	1,500.00	1080	5.5		1,784.16	0010	68.9
	1,500.00	6553	10.7		1,784.17	0010	81.4
	1,751.85	0010	46.9		1,784.17	6620	71.9
	1,752.00	1080	44.8		1,784.17	7270	15.9
	1,800.00	0010	3.6		1,784.17	7465	2.1
	1,800.00	0930	3.0		1,784.22	0010	9.0
	1,800.00	1080	4.2		1,784.92	0430	615.2
	1,800.00	1100	8.9		1,784.92	0915	8.9
	1,800.00	1150	7.7		1,785.00	0010	18.2
	1,900.00	7850	11.4		1,785.00	1170	51.5
	1,902.95	0010	9.1		1,788.79	0010	146.8
	1,927.04	0010	9.9		1,788.79	0430	89.2
	1,950.00	0910	32.1		1,788.80	0010	24.8
	2,000.00	0010	8.0		1,800.00	0010	85.2
	2,000.00	1080	10.2		1,800.00	0780	12.1
	2,130.00	0010	0.3		1,800.00	4980	49.2
	2,200.00	0010	17.4		1,800.00	7150	20.6
	2,200.00	0910	27.5		1,800.00	7465	88.9
	2,200.00	0920	0.4		1,806.68	0010	5.8
	2,201.30	0780	2.9		1,850.00	0010	11.2
	2,300.00	0010	9.7		1,850.00	7460	5.6
	2,338.00	0910	5.0		1,850.00	7465	50.7
	2,400.00	0010	4.7		1,850.00	7767	15.6
	2,400.00	0920	25.3		1,873.38	0010	9.8
	2,400.00	1080	12.3		1,878.23	0010	75.6
	2,450.00	0800	15.3		1,900.00	0010	369.5
	2,494.71	0010	4.6		1,900.00	0510	17.3
	2,500.00	0010	1.0		1,900.00	0780	30.0
	2,600.00	0010	0.8		1,900.00	0910	53.2
Wtd. Avg. Base and Total Tons	1,992.87		348.6		1,900.00	0920	151.1
					1,900.00	1070	0.6
					1,900.00	7465	41.4
PETITE VERDOT	1,600.00	0910	9.3		1,900.00	7850	18.4
	1,900.00	0010	11.2		1,925.00	1005	23.3
	1,900.00	0910	3.2		1,925.00	7465	61.7
	1,920.00	0010	2.4		1,937.30	0430	47.5
	1,920.37	0010	12.0		1,941.00	1090	103.5
	1,920.37	1090	1.2		1,950.00	0920	13.2
	2,000.00	0990	4.6		1,950.00	8270	7.2
	2,112.41	0010	10.6		1,962.58	0010	7.1
	2,114.34	0010	7.4		1,962.59	0010	10.2
	2,144.34	1080	17.6		1,963.41	0010	6.1
	2,150.00	0910	0.7		1,963.41	0430	129.6
	2,200.00	0010	4.0		1,967.64	0010	14.6
	2,200.00	1080	2.8		1,967.65	0010	25.0

TABLE 8: BASE PRICE PAID TO GROWERS FOR GRAPES CRUSHED AND DELIVERED TO CALIFORNIA PROCESSORS FROM THE 1999 CROP WITH BRIX FACTORS AND PURCHASED TONNAGE, BY TYPE, VARIETY, REPORTING DISTRICT WHERE GROWN, AND WEIGHTED AVERAGE BASE PRICE.

District, Type, and Variety	Base Price Per Ton	Brix Factors	Tons	District, Type, and Variety	Base Price Per Ton	Brix Factors	Tons
	Dollars	Code a/			Dollars	Code a/	
DISTRICT 03 (Cont'd.)							
PINOT NOIR (Cont'd.)	1,967.66	0010	70.9		2,700.00	7465	11.6
	1,967.67	0010	175.0		2,750.00	0930	5.4
	1,967.67	0510	37.7		2,750.00	1090	1.0
	1,967.67	1070	77.9		2,782.81	1080	106.0
	1,967.67	7850	87.2		2,800.00	0010	20.6
	1,967.68	0010	21.5		2,800.00	0920	13.9
	1,975.00	0010	63.1		2,800.00	1080	8.0
	2,000.00	0010	337.1		2,833.00	1180	18.0
	2,000.00	0450	101.3		2,850.00	0010	1.7
	2,000.00	0760	4.6		2,850.00	1015	22.4
	2,000.00	0780	32.5		2,980.00	0010	5.9
	2,000.00	0790	19.5		3,000.00	0010	16.0
	2,000.00	0805	21.5		3,000.00	0790	7.7
	2,000.00	0910	15.5		3,000.00	0920	9.5
	2,000.00	0920	49.7		3,134.00	0690	57.0
	2,000.00	1080	26.9		3,280.00	0010	9.3
	2,000.00	1090	15.2		3,301.00	0010	35.2
	2,000.00	7455	273.2		3,500.00	0010	16.5
	2,000.00	7460	44.3		4,000.00	0010	12.7
	2,000.00	7465	26.9		5,000.00	0910	3.1
	2,000.00	7965	66.2	Wtd. Avg. Base and Total Tons	1,966.37		8,274.8
	2,002.95	7465	27.5	PRIMOTIVO	2,100.00	0010	3.3
	2,021.33	0010	18.7		2,117.00	0010	11.7
	2,046.00	0010	25.0		2,330.21	0010	4.6
	2,050.00	0920	7.4	Wtd. Avg. Base and Total Tons	2,164.18		19.6
	2,050.00	4980	134.4	RUBY CABERNET	1,570.12	1070	9.0
	2,057.11	0510	143.0	Wtd. Avg. Base and Total Tons	1,570.12		9.0
	2,097.29	0010	41.5	SANGIOVETO/SANGIOVESE	600.00	0010	6.4
	2,100.00	0010	89.2		1,200.00	0010	74.3
	2,100.00	0795	14.0		1,500.00	0010	28.9
	2,100.00	1070	49.9		1,600.00	0010	103.1
	2,100.00	4894	7.7		1,646.31	0010	12.5
	2,141.90	1080	58.7		1,650.00	0010	10.9
	2,146.55	1030	22.9		1,650.00	1170	24.9
	2,150.10	0010	77.1		1,665.00	0480	2.3
	2,200.00	0010	44.1		1,665.95	0010	7.6
	2,200.00	1080	2.4		1,673.00	0010	4.4
	2,200.00	6555	16.2		1,673.00	1180	84.0
	2,200.00	7345	170.3		1,700.00	1090	8.1
	2,200.00	7465	19.3		1,708.88	0010	10.5
	2,200.00	7850	43.8		1,750.00	0010	8.4
	2,222.01	7965	6.1		1,800.00	0010	44.0
	2,235.00	0010	25.8		1,809.13	0910	28.3
	2,250.00	0010	17.2		1,810.94	0010	34.4
	2,275.00	1080	11.1		1,840.00	0010	42.3
	2,284.48	0010	14.3		1,893.26	0010	2.9
	2,300.00	0010	75.7		1,950.00	0910	26.3
	2,300.00	0920	2.5		2,000.00	0010	62.4
	2,300.00	7275	46.2		2,000.00	0200	19.1
	2,319.40	0010	8.0		2,000.00	0920	6.6
	2,319.41	0010	105.4		2,000.00	1070	49.6
	2,319.46	0010	2.6		2,000.00	1085	10.4
	2,325.00	0010	67.5		2,000.00	1180	3.9
	2,325.43	1030	7.1		2,100.00	0010	30.1
	2,350.00	0010	0.6		2,200.00	0010	2.8
	2,350.00	7465	19.6		2,250.00	0780	18.8
	2,380.00	0010	1.3		2,301.49	0010	34.6
	2,382.20	0010	25.9		2,500.00	0010	20.6
	2,398.00	0920	5.0		2,500.00	1080	18.2
	2,400.00	0010	76.5	Wtd. Avg. Base and Total Tons	1,795.82		841.6
	2,400.00	0920	21.9	SYRAH/FRENCH SYRAH-SHIRAZ	600.00	0010	0.5
	2,400.00	7385	6.9		1,000.00	0780	5.0
	2,450.00	1090	4.4		1,400.00	0010	3.7
	2,480.00	0010	1.5		1,650.00	0010	3.2
	2,498.88	0010	6.0		1,680.00	0010	7.7
	2,500.00	0010	91.4		1,700.00	0010	6.8
	2,500.00	1090	3.7		1,706.25	0200	10.9
	2,500.00	1180	35.8		1,750.00	0010	3.2
	2,550.00	0010	40.3		1,750.00	0920	3.5
	2,592.50	0010	33.2		1,800.00	0010	262.7
	2,600.00	0010	31.6		1,800.00	1080	10.8
	2,637.73	0920	33.1				
	2,685.00	0010	7.8				
	2,700.00	0010	13.9				
	2,700.00	0780	23.3				
	2,700.00	0920	9.5				
	2,700.00	1090	54.9				

TABLE 8: BASE PRICE PAID TO GROWERS FOR GRAPES CRUSHED AND DELIVERED TO CALIFORNIA PROCESSORS FROM THE 1999 CROP WITH BRIX FACTORS AND PURCHASED TONNAGE, BY TYPE, VARIETY, REPORTING DISTRICT WHERE GROWN, AND WEIGHTED AVERAGE BASE PRICE.

District, Type, and Variety	Base Price Per Ton	Brix Factors	Tons	District, Type, and Variety	Base Price Per Ton	Brix Factors	Tons
	Dollars	Code a/			Dollars	Code a/	
DISTRICT 03 (Cont'd.)							
SYRAH/FRENCH SYRAH-SHIRAZ (Cont'd.)	1,813.00	0480	1.2		1,430.00	7465	5.0
	1,813.53	0010	3.0		1,446.46	0010	48.3
	1,813.58	0010	85.8		1,500.00	0010	20.3
	1,814.00	0010	12.6		1,500.00	1080	1.4
	1,822.20	0010	75.1		1,500.00	1135	10.4
	1,838.00	0010	5.4		1,500.00	1180	204.7
	1,900.00	0010	172.3		1,500.00	6555	25.5
	1,900.00	0930	5.9		1,500.00	7465	7.1
	1,904.26	0010	14.5		1,596.62	0010	36.3
	1,994.34	0010	10.8		1,599.48	0010	3.1
	1,994.92	0010	37.3		1,600.00	0010	7.1
	1,994.94	7465	45.3		1,600.00	0780	0.9
	2,000.00	0010	64.7		1,600.00	0920	1.9
	2,000.00	0920	31.2		1,600.00	0930	3.1
	2,000.00	1070	13.0		1,600.00	1075	22.2
	2,000.00	1080	22.2		1,600.00	1100	1.3
	2,000.00	1090	4.0		1,600.00	1180	0.4
	2,000.00	1100	2.6		1,600.00	7465	22.1
	2,004.40	0010	41.7		1,650.00	6540	21.4
	2,004.42	0010	135.5		1,695.38	1070	2.4
	2,086.00	0010	41.9		1,700.00	0010	65.8
	2,087.73	0010	4.5		1,700.00	0910	8.4
	2,100.00	0010	119.3		1,700.00	1080	44.4
	2,100.00	0130	4.5		1,700.00	0480	1.3
	2,100.00	0920	1.6		1,719.00	0010	22.2
	2,100.00	1085	4.0		1,719.59	0010	173.4
	2,100.00	1100	13.8		1,720.23	0930	10.0
	2,100.00	1135	0.9		1,720.23	0010	10.0
	2,123.09	0010	28.6		1,724.60	0010	9.0
	2,150.00	0010	59.6		1,725.22	1070	52.0
	2,176.00	0010	9.4		1,750.00	0010	333.0
	2,200.00	0010	4.1		1,750.02	0010	19.8
	2,200.00	0910	4.1		1,800.00	0010	217.4
	2,200.00	0930	2.0		1,800.00	0910	46.3
	2,200.00	0010	53.3		1,800.00	0920	3.1
	2,300.00	1080	5.0		1,800.00	0930	2.8
	2,300.00	1150	8.2		1,800.00	1080	73.8
	2,400.00	0010	31.6		1,800.00	1090	2.0
	2,400.00	1080	1.7		1,800.00	1100	49.0
	2,400.00	6555	4.4		1,800.00	1180	18.8
	2,500.00	1080	2.2		1,800.00	7455	374.7
	2,531.73	0010	28.7		1,850.00	0770	9.7
	2,565.98	0010	3.9		1,850.00	1100	0.4
	3,000.00	1080	15.1		1,850.00	7275	64.9
	3,615.00	0010	3.4		1,890.00	0010	26.9
					1,891.55	1000	10.2
					1,897.03	0010	4.7
					1,900.00	0010	161.8
					1,900.00	0910	8.9
					1,900.00	0930	4.1
Wtd. Avg. Base and Total Tons	1,989.33		1,557.9		1,900.00	1070	25.0
					1,900.00	7850	10.9
TANNAT	1,500.00	1080	3.1		1,919.00	0010	190.4
					1,922.06	0930	0.6
Wtd. Avg. Base and Total Tons	1,500.00		3.1		1,950.00	0010	6.8
					1,970.55	0010	33.0
TEMPRANILLO	1,400.00	1080	23.4		1,983.00	0010	20.8
					2,000.00	0010	561.5
Wtd. Avg. Base and Total Tons	1,400.00		23.4		2,000.00	0130	1.3
					2,000.00	0800	3.7
ZINFANDEL	600.00	1840	23.6		2,000.00	0805	24.4
	600.00	1955	79.9		2,000.00	0910	6.6
	600.00	1995	510.2		2,000.00	0920	56.6
	800.00	0920	0.2		2,000.00	0930	29.5
	850.00	0010	18.3		2,000.00	1005	5.9
	850.00	1080	4.5		2,000.00	1070	147.3
	880.00	0010	85.8		2,000.00	1080	21.6
	954.54	0010	18.8		2,000.00	1090	3.5
	1,000.00	0010	6.2		2,000.00	1100	6.2
	1,200.00	0010	15.1		2,000.00	1135	16.0
	1,200.00	0920	6.0		2,000.00	1180	154.7
	1,250.00	0780	1.3		2,000.00	1243	10.2
	1,300.00	0010	24.2		2,000.00	6525	771.6
	1,300.00	1080	5.6		2,000.00	7465	2.3
	1,375.00	7465	4.7		2,000.00	7850	57.8
	1,400.00	0010	41.3		2,100.00	0010	190.8
	1,400.00	0780	13.8		2,100.00	0910	208.1
	1,400.00	1080	9.8		2,100.00	0913	33.0
	1,400.00	1135	2.0		2,100.00	0920	1.5
	1,414.00	0010	15.3		2,100.00	1090	1.7
	1,425.00	0920	0.7				

TABLE 8: BASE PRICE PAID TO GROWERS FOR GRAPES CRUSHED AND DELIVERED TO CALIFORNIA PROCESSORS FROM THE 1999 CROP WITH BRIX FACTORS AND PURCHASED TONNAGE, BY TYPE, VARIETY, REPORTING DISTRICT WHERE GROWN, AND WEIGHTED AVERAGE BASE PRICE.

District, Type, and Variety	Base Price Per Ton	Brix Factors	Tons
	Dollars	Code a/	

District, Type, and Variety	Base Price Per Ton	Brix Factors	Tons
	Dollars	Code a/	

DISTRICT 03 (Cont'd.)

ZINFANDEL (Cont'd.)	2,100.00	1135	10.8
	2,100.00	1180	21.7
	2,100.00	7460	20.1
	2,130.00	0010	2.4
	2,150.00	0010	68.3
	2,150.00	0930	12.9
	2,150.00	1080	17.4
	2,150.29	1080	6.1
	2,155.68	0010	2.6
	2,155.71	0010	51.4
	2,155.72	0010	46.8
	2,157.88	0010	55.0
	2,175.00	0010	47.0
	2,199.97	0010	46.0
	2,200.00	0010	375.6
	2,200.00	0130	30.9
	2,200.00	0920	117.7
	2,200.00	0930	19.9
	2,200.00	1075	0.4
	2,200.00	1080	5.0
	2,200.00	1100	19.6
	2,200.00	1155	17.2
	2,200.00	1180	82.8
	2,200.00	7991	4.1
	2,227.64	0010	2.8
	2,242.98	0010	24.4
	2,250.00	0010	66.9
	2,250.00	0930	5.7
	2,250.00	1180	5.3
	2,275.00	0010	2.3
	2,300.00	0010	85.3
	2,300.00	0930	32.1
	2,300.00	1080	14.8
	2,319.66	0010	11.1
	2,341.94	0010	20.7
	2,350.00	0010	34.3
	2,350.00	1090	8.5
	2,350.00	1180	31.9
	2,350.00	7350	30.5
	2,350.00	7765	72.7
	2,350.00	7850	88.5
	2,354.00	0010	1.9
	2,354.00	0920	28.6
	2,354.41	0125	19.5
	2,360.00	0920	2.3
	2,360.00	1135	31.6
	2,360.42	7465	13.6
	2,360.47	7465	9.7
	2,370.54	1070	18.0
	2,375.00	0010	78.6
	2,389.27	0010	31.9
	2,400.00	0010	246.3
	2,400.00	0930	22.6
	2,400.00	1080	16.4
	2,400.00	1180	19.7
	2,400.00	7965	11.0
	2,401.08	7280	42.2
	2,408.00	1100	5.5
	2,450.00	0010	4.4
	2,460.00	0790	1.9
	2,469.00	0010	7.2
	2,474.71	0010	130.3
	2,474.74	0010	37.4
	2,489.00	0010	5.3
	2,489.76	0010	29.2
	2,494.71	0010	200.6
	2,500.00	0010	102.9
	2,500.00	0920	57.5
	2,500.00	1075	8.5
	2,500.00	1080	1.7
	2,500.00	1100	7.5
	2,500.00	1135	19.2
	2,550.00	0010	16.7
	2,600.00	0010	12.3
	2,600.00	1100	4.9
	2,600.00	1180	6.7
	2,612.83	1005	48.3

	2,670.00	0010	7.6
	2,700.00	1180	21.3
	2,715.28	0010	22.6
	2,775.00	0010	10.0
	2,800.00	1100	4.9
	2,818.92	0010	28.6
	2,866.70	0920	39.6
	2,900.00	0920	18.4
	2,903.10	1205	4.0
	2,958.00	0010	6.0
	3,000.00	0010	15.6
	3,000.00	1100	1.9
	3,000.00	1180	67.9

Wtd. Avg. Base and Total Tons 1,943.27 8,924.1

OTHER RED b/	500.00	0480	1.4
	550.00	0010	0.7
	600.00	0010	0.8
	1,000.00	1080	0.4
	1,500.00	0010	8.9
	1,500.00	0760	3.1
	1,800.00	1080	0.5
	1,950.00	0010	2.9
	2,000.00	0010	21.1
	2,200.00	0010	5.9
	2,300.00	0010	28.6
	2,350.00	0010	1.9
	2,360.00	1135	5.3
	2,400.00	0010	3.0
	2,750.00	0010	37.0

Wtd. Avg. Base and Total Tons 2,250.23 121.5

DISTRICT 04

WINE GRAPES (WHITE)

CHARDONNAY	921.45	0010	36.9
	1,000.00	0125	10.0
	1,000.00	0770	2.4
	1,014.31	0010	20.6
	1,084.68	0915	8.6
	1,300.00	0910	109.5
	1,400.00	0010	25.7
	1,450.00	0010	39.8
	1,470.00	0010	71.9
	1,474.32	0010	87.0
	1,500.00	0010	151.0
	1,500.00	0125	0.3
	1,500.00	0780	3.0
	1,500.00	0910	24.6
	1,500.00	0920	54.7
	1,500.00	7235	14.9
	1,504.91	0010	114.7
	1,522.50	0010	18.3
	1,526.00	0010	0.5
	1,543.50	0010	52.1
	1,548.36	0010	75.9
	1,550.00	0010	73.9
	1,550.00	0770	6.2
	1,550.85	0010	36.7
	1,562.80	0010	22.7
	1,565.71	0010	19.5
	1,575.00	0010	57.3
	1,585.00	7465	53.0
	1,600.00	1080	7.9
	1,600.00	7765	39.3
	1,620.68	0010	226.7
	1,625.00	7465	62.4
	1,627.50	0010	63.1
	1,650.00	0010	36.8
	1,650.00	7850	24.5
	1,658.00	0770	57.6
	1,678.56	0010	15.5
	1,698.48	7465	50.5
	1,700.00	0010	144.0
	1,700.00	0770	20.7
	1,707.50	0010	30.7
	1,708.88	0010	127.8

TABLE 8: BASE PRICE PAID TO GROWERS FOR GRAPES CRUSHED AND DELIVERED TO CALIFORNIA PROCESSORS FROM THE 1999 CROP WITH BRIX FACTORS AND PURCHASED TONNAGE, BY TYPE, VARIETY, REPORTING DISTRICT WHERE GROWN, AND WEIGHTED AVERAGE BASE PRICE.

District, Type, and Variety	Base Price Per Ton	Brix Factors	Tons	District, Type, and Variety	Base Price Per Ton	Brix Factors	Tons
	Dollars	Code a/			Dollars	Code a/	
DISTRICT 04 (Cont'd.)					1,987.00	0010	30.6
					1,992.90	0010	37.6
CHARDONNAY (Cont'd.)	1,717.25	0010	157.6		2,000.00	0010	494.5
	1,717.38	0010	108.4		2,000.00	0910	201.0
	1,736.44	0010	196.4		2,000.00	1000	7.2
	1,737.00	0010	26.3		2,000.00	6220	54.8
	1,740.20	0010	64.5		2,000.00	7455	43.3
	1,749.00	0010	45.2		2,000.00	7460	5.9
	1,749.21	0010	69.3		2,000.00	7465	11.9
	1,750.00	0010	162.5		2,000.00	7471	39.0
	1,764.00	0010	9.8		2,000.00	7850	13.2
	1,785.00	1080	2.2		2,003.03	0915	30.5
	1,792.00	0010	32.4		2,003.06	7130	637.9
	1,792.07	0010	25.0		2,010.69	0510	72.8
	1,800.00	0010	213.2		2,017.00	0010	35.9
	1,800.00	0200	6.4		2,017.10	7850	39.1
	1,800.00	0770	12.6		2,018.00	0010	21.4
	1,800.00	0910	23.0		2,020.68	0910	34.7
	1,800.00	1075	6.6		2,027.00	0010	21.9
	1,800.00	1080	14.9		2,027.00	0910	32.0
	1,800.00	7850	11.2		2,027.19	0010	11.4
	1,800.00	8190	41.7		2,027.19	0910	23.9
	1,806.00	0010	15.6		2,028.86	0010	147.9
	1,823.44	0010	20.9		2,028.86	0790	34.5
	1,824.00	0770	12.5		2,028.86	0920	15.7
	1,824.00	1080	1.9		2,028.86	0990	3.0
	1,833.73	0910	21.1		2,028.87	7455	105.6
	1,833.73	7765	67.7		2,029.00	0125	68.4
	1,833.73	7850	43.2		2,038.00	0010	21.2
	1,836.00	7395	37.1		2,045.61	1190	3.7
	1,840.00	0770	35.7		2,049.63	7850	34.8
	1,842.90	0010	78.4		2,050.00	0010	105.1
	1,842.90	0770	7.6		2,050.00	0920	57.7
	1,843.00	0010	43.1		2,053.91	7850	14.4
	1,843.00	0910	45.3		2,056.00	0010	18.2
	1,844.00	0010	62.3		2,075.00	0010	71.2
	1,844.42	0010	300.0		2,077.65	0010	268.6
	1,844.42	0760	1.6		2,081.51	0010	11.5
	1,844.42	6255	8.4		2,092.33	0200	59.5
	1,850.00	0010	43.4		2,100.00	0010	106.7
	1,850.00	0910	15.5		2,100.00	0770	78.0
	1,850.00	1080	4.1		2,100.00	0920	133.8
	1,852.20	0010	9.9		2,100.00	1075	12.7
	1,858.00	0010	35.9		2,100.56	0010	455.6
	1,875.00	0010	4.1		2,109.00	0010	12.1
	1,875.00	0910	47.3		2,119.34	7465	74.7
	1,880.00	0920	0.8		2,120.00	0010	5.1
	1,882.12	1005	142.7		2,121.08	0910	27.7
	1,890.53	0010	19.5		2,121.08	0990	31.9
	1,900.00	0010	29.1		2,121.08	1000	16.5
	1,900.00	0770	42.1		2,143.00	0010	3.7
	1,900.00	0780	16.4		2,143.83	0790	93.4
	1,900.00	0910	12.9		2,150.00	0010	269.9
	1,900.00	6210	99.5		2,150.00	0770	407.0
	1,900.00	7370	12.6		2,150.00	0910	3.8
	1,900.00	7465	48.1		2,150.00	0930	33.7
	1,900.00	7977	53.5		2,150.00	7370	62.6
	1,901.37	0010	53.9		2,156.00	0010	63.1
	1,901.80	0010	54.8		2,168.00	0780	25.4
	1,923.27	1075	42.5		2,177.10	0010	90.8
	1,924.12	0010	14.1		2,178.00	0010	6.0
	1,925.00	0770	1.9		2,186.23	0010	8.2
	1,925.42	7765	160.0		2,187.00	0010	21.2
	1,925.42	7850	21.1		2,188.00	1080	25.3
	1,930.00	0010	44.4		2,193.91	0010	9.7
	1,935.05	0010	49.6		2,194.00	0010	30.0
	1,936.20	0010	26.0		2,200.00	0010	276.6
	1,936.64	0010	104.1		2,200.00	0790	13.3
	1,937.00	0010	27.4		2,200.00	0910	128.5
	1,941.75	0010	16.3		2,200.00	0930	10.0
	1,950.00	0010	80.4		2,200.00	1080	17.9
	1,950.19	0010	24.0		2,200.00	1190	3.6
	1,955.13	0915	567.6		2,205.00	0010	11.6
	1,960.00	0010	4.1		2,211.48	0125	29.6
	1,962.71	0010	43.3		2,211.48	0805	79.5
	1,963.64	0010	20.9		2,213.00	0010	27.4
	1,973.53	0010	58.2		2,213.30	0010	26.7
	1,982.75	0010	17.7		2,213.30	1190	16.3
	1,985.44	7850	28.7		2,224.00	0910	90.6

TABLE 8: BASE PRICE PAID TO GROWERS FOR GRAPES CRUSHED AND DELIVERED TO CALIFORNIA PROCESSORS FROM THE 1999 CROP WITH BRIX FACTORS AND PURCHASED TONNAGE, BY TYPE, VARIETY, REPORTING DISTRICT WHERE GROWN, AND WEIGHTED AVERAGE BASE PRICE.

District, Type, and Variety	Base Price Per Ton	Brix Factors	Tons	District, Type, and Variety	Base Price Per Ton	Brix Factors	Tons
	Dollars	Code a/			Dollars	Code a/	
DISTRICT 04 (Cont'd.)					1,068.13	0010	42.8
CHARDONNAY (Cont'd.)	2,225.00	0010	34.0		1,100.00	0010	1.2
	2,225.77	7850	60.1		1,200.00	0010	20.6
	2,226.22	0010	16.5		1,200.00	0780	9.0
	2,226.22	0900	26.1		1,300.00	0010	13.8
	2,226.22	1075	76.3	Wtd. Avg. Base and Total Tons	891.68		407.7
	2,229.00	0010	4.0	FRENCH COLOMBARD	500.00	0780	2.7
	2,234.93	0770	19.2		800.00	0920	1.0
	2,250.00	0010	204.0	Wtd. Avg. Base and Total Tons	581.08		3.7
	2,250.00	0910	22.5	GEWURZTRAMINER	500.00	0010	5.1
	2,250.00	1070	4.0		830.00	0010	8.4
	2,250.00	7370	60.5		1,000.00	0850	1.3
	2,254.00	0010	31.6		1,175.00	0900	11.8
	2,257.00	0010	11.2	1,500.00	0665	2.2	
	2,264.83	0010	6.4	Wtd. Avg. Base and Total Tons	971.77		28.8
	2,277.44	0010	85.0	GRAY RIESLING	600.00	0010	9.4
	2,283.30	0010	41.7		600.00		9.4
	2,300.00	0010	48.2	MALVASIA BIANCA	1,600.00	0010	0.4
	2,300.00	0200	6.1		1,600.00		0.4
	2,300.14	1070	8.0	MUSCAT BLANC/M CANELLI	1,000.00	0730	99.2
	2,303.63	0010	24.0		1,025.00	0780	7.8
	2,305.53	0010	20.9		1,068.00	1222	0.3
	2,305.53	0790	119.1		1,150.00	0780	0.3
	2,306.00	0140	6.1	1,155.00	0010	4.3	
	2,310.00	0010	6.9	1,300.00	0010	15.5	
	2,319.87	7850	83.4	1,450.00	1195	15.2	
	2,338.00	0010	107.8	2,050.00	0760	8.1	
	2,350.00	0910	18.9	Wtd. Avg. Base and Total Tons	1,138.83		150.7
	2,350.00	1075	20.1	PINOT BLANC	810.71	0010	3.0
	2,375.00	0010	40.8		1,084.39	0010	22.1
	2,400.00	0010	169.6		1,536.25	0010	22.8
	2,400.00	0770	9.8		1,900.00	0010	15.7
	2,400.00	0910	51.1	2,151.00	0780	5.6	
	2,400.00	1080	14.9	Wtd. Avg. Base and Total Tons	1,492.76		69.2
	2,400.00	1190	47.5	PINOT GRIS	1,199.58	0010	54.2
	2,404.00	0010	5.7		1,250.00	0010	21.9
	2,407.00	0770	5.0		1,308.64	0010	20.4
	2,420.00	0910	24.3		1,383.00	0910	18.6
	2,429.38	0010	9.4		1,395.00	0010	6.0
	2,432.57	2985	33.7		1,400.00	0010	41.6
	2,443.00	0125	118.7		1,454.04	0010	12.1
2,475.00	0010	5.7	1,645.00		1090	4.8	
2,500.00	0010	119.5	1,800.00		0910	15.8	
2,500.00	0910	31.3	1,900.00		0770	9.6	
2,500.00	1200	7.9	1,900.00		0910	24.4	
2,530.00	0920	28.2	1,955.10		0010	8.8	
2,550.00	0010	4.7	2,000.00	0910	1.2		
2,600.00	0010	7.3	2,015.15	0010	9.1		
2,600.00	0790	39.3	2,050.00	0010	6.1		
2,640.00	0910	46.3	2,100.00	0010	2.6		
2,700.00	0010	7.5	2,100.00	0780	10.3		
2,700.00	0930	26.3	Wtd. Avg. Base and Total Tons	1,523.33		267.5	
2,718.75	6965	59.9	SAUVIGNON BLANC	950.00	7465	35.9	
2,745.38	0010	10.5		1,000.00	0010	123.6	
2,750.00	0010	5.1		1,001.21	0010	9.9	
2,844.00	0010	17.0		1,007.86	0735	28.6	
2,854.83	0010	22.6		1,041.86	0010	84.9	
3,000.00	0010	49.9		1,088.00	0010	3.1	
3,142.00	0010	49.1		1,100.00	0010	37.9	
3,150.00	0010	5.4		1,100.00	0665	6.6	
3,200.00	0010	5.3		1,102.50	0010	144.7	
3,721.37	0010	9.2		1,111.00	0735	24.6	
4,000.00	1025	28.0		1,135.68	0665	45.7	
Wtd. Avg. Base and Total Tons	1,997.10			14,300.0			
CHENIN BLANC	750.00	4980		22.9			
	800.00	0010	1.0				
	800.00	0780	40.1				
	800.00	4980	43.1				
	800.00	5135	156.7				
	850.00	0910	5.0				
	850.00	4980	10.2				
	854.50	0010	1.9				
	900.00	0010	2.5				
	962.00	0010	14.4				
	1,000.00	0010	22.1				
	1,000.00	0770	0.4				

TABLE 8: BASE PRICE PAID TO GROWERS FOR GRAPES CRUSHED AND DELIVERED TO CALIFORNIA PROCESSORS FROM THE 1999 CROP WITH BRIX FACTORS AND PURCHASED TONNAGE, BY TYPE, VARIETY, REPORTING DISTRICT WHERE GROWN, AND WEIGHTED AVERAGE BASE PRICE.

District, Type, and Variety	Base Price Per Ton	Brix Factors	Tons	District, Type, and Variety	Base Price Per Ton	Brix Factors	Tons
	Dollars	Code a/			Dollars	Code a/	
DISTRICT 04 (Cont'd.)					3,247.06	0010	17.5
SAUVIGNON BLANC (Cont'd.)	1,150.00	0010	20.9	Wtd. Avg. Base and Total Tons	1,335.67		3,647.0
	1,150.00	7275	67.5	SAUVIGNON MUSQUE	1,185.12	0010	7.9
	1,174.25	0010	34.7		1,200.00	0010	1.4
	1,192.64	0665	58.6		1,200.00	0770	7.7
	1,200.00	0010	110.1		1,305.00	0010	13.3
	1,200.00	0735	297.6		1,350.00	0010	11.3
	1,207.12	0855	3.9		1,350.00	0735	13.3
	1,212.00	0010	0.7		1,550.00	0010	2.6
	1,212.00	0665	13.6		1,567.00	0010	5.5
	1,212.75	0010	3.1		1,600.00	0010	3.7
	1,215.98	7275	16.1		1,900.00	0770	7.2
	1,215.98	7345	9.1	Wtd. Avg. Base and Total Tons	1,395.09		73.9
	1,225.00	0910	14.1	SAUVIGNON VERT	1,200.00	0010	2.2
	1,250.00	0010	18.9	Wtd. Avg. Base and Total Tons	1,200.00		2.2
	1,250.00	0665	11.7	SEMILLON	850.00	5310	5.0
	1,250.00	0780	0.7		1,055.44	0010	71.0
	1,250.00	0910	11.2		1,082.22	0010	21.0
	1,250.00	5087	6.4		1,182.56	7765	20.1
	1,250.00	7275	4.5		1,200.00	0010	32.4
	1,251.51	0010	76.7		1,200.00	0735	134.5
	1,252.00	0010	18.2		1,282.00	0010	33.5
	1,273.45	0010	275.3		1,300.00	0010	41.9
	1,275.00	0010	7.5		1,300.00	0665	10.7
	1,276.78	4895	59.8		1,310.00	0850	19.9
	1,278.17	0665	27.1		1,400.00	0010	28.8
	1,300.00	0010	80.9		1,410.78	0010	10.0
	1,300.00	0665	5.3		1,410.78	0850	14.3
	1,300.00	0735	57.6		1,450.00	0010	7.6
	1,310.12	0010	109.6		1,500.00	0010	3.1
	1,313.00	0665	4.5		1,500.00	7145	6.4
	1,316.64	0735	25.4		1,600.00	0010	42.7
	1,325.00	0010	21.8		1,616.00	0010	5.6
	1,325.00	0665	4.1		1,796.00	0010	0.9
	1,328.13	0010	19.4		1,800.00	0010	8.0
	1,350.00	0010	92.8		1,900.00	0010	6.6
	1,350.00	0665	44.7		1,900.00	0665	4.3
	1,350.00	0735	22.6		3,216.58	0010	55.5
	1,363.50	0860	6.2	Wtd. Avg. Base and Total Tons	1,465.99		583.8
	1,365.00	0850	70.6	TOCAI FRIULANO	1,300.00	0010	2.5
	1,376.66	1180	2.5	Wtd. Avg. Base and Total Tons	1,300.00		2.5
	1,400.00	0010	80.8	VIOGNIER	1,160.00	0920	7.1
	1,400.00	0860	58.2		1,500.00	0010	34.5
	1,400.00	0910	17.1		1,650.00	0770	0.1
	1,400.00	7360	4.3		1,686.00	1190	0.6
	1,412.00	0010	5.3		1,741.99	0010	15.6
	1,415.00	0010	89.4		1,800.00	0010	8.1
	1,419.75	0010	188.9		2,000.00	0010	0.8
	1,450.00	0010	149.7		2,340.00	0010	11.4
	1,450.00	0735	30.0		2,500.00	0920	0.8
	1,450.00	0770	4.2		2,750.00	0010	12.1
	1,450.00	0860	21.9	Wtd. Avg. Base and Total Tons	1,827.32		91.1
	1,470.00	0010	33.0	WHITE RIESLING	800.00	0010	1.0
	1,470.00	0910	20.3		850.00	0010	7.3
	1,475.00	0010	2.2		900.00	0010	12.2
	1,500.00	0010	130.1		1,000.00	0760	1.0
	1,500.00	0665	12.3		1,200.00	0010	9.6
	1,500.00	0770	1.5		1,200.00	0660	94.6
	1,500.00	0920	14.7		1,247.38	0010	6.7
	1,500.00	0930	1.5		1,500.00	1117	8.2
	1,500.00	1015	3.0		1,500.00	1222	2.2
	1,500.00	1165	7.5		1,600.00	0010	7.3
	1,525.00	0010	54.4		1,700.00	0940	4.5
	1,540.00	0010	4.5		1,922.26	0775	54.6
	1,550.00	0010	63.3	Wtd. Avg. Base and Total Tons	1,397.07		209.2
	1,564.39	0010	2.7				
	1,567.00	0010	2.1				
	1,600.00	0010	117.3				
	1,650.00	0010	13.3				
	1,676.00	0010	34.5				
	1,691.00	0010	15.2				
	1,700.00	0760	37.2				
	1,700.00	7900	37.2				
	1,775.00	0010	35.5				
	1,900.00	0910	27.0				
	2,000.00	0010	19.5				
	2,500.00	0010	8.4				

TABLE 8: BASE PRICE PAID TO GROWERS FOR GRAPES CRUSHED AND DELIVERED TO CALIFORNIA PROCESSORS FROM THE 1999 CROP WITH BRIX FACTORS AND PURCHASED TONNAGE, BY TYPE, VARIETY, REPORTING DISTRICT WHERE GROWN, AND WEIGHTED AVERAGE BASE PRICE.

District, Type, and Variety	Base Price Per Ton	Brix Factors	Tons	District, Type, and Variety	Base Price Per Ton	Brix Factors	Tons
	Dollars	Code a/			Dollars	Code a/	
DISTRICT 04 (Cont'd.)					2,642.00	7465	6.7
OTHER WHITE b/	1,361.11	0010	0.3		2,646.00	0010	6.2
	1,395.68	0010	1.6		2,650.00	0010	60.5
Wtd. Avg. Base and Total Tons	1,390.22		1.9		2,650.00	0860	4.7
					2,650.00	1080	8.6
WINE GRAPES (RED)					2,700.03	0010	9.6
BARBERA	1,555.01	7965	0.3		2,750.00	7465	4.1
	1,591.35	0010	70.6		2,752.00	0125	1.9
	1,600.00	0010	54.3		2,752.09	0010	15.9
	2,000.00	0930	1.4		2,752.09	1080	4.9
Wtd. Avg. Base and Total Tons	1,599.49		126.6		2,800.00	0125	9.1
					2,821.16	0790	8.2
CABERNET FRANC	500.00	0805	8.9		2,825.00	0010	22.1
	1,210.92	0010	20.4		2,826.00	0010	33.2
	1,350.00	0125	0.5		2,835.62	0010	44.8
	1,465.00	0910	11.9		2,850.00	0010	9.0
	1,500.00	1015	14.9		2,850.00	0920	7.2
	1,627.50	0010	51.3		2,900.00	0010	0.4
	1,700.00	0920	0.9		2,928.22	0940	3.3
	1,800.00	0010	16.6		2,950.00	0860	24.4
	1,800.00	0910	4.8		3,000.00	0010	19.9
	1,850.00	0775	2.6		3,000.00	0930	8.9
	1,881.00	0010	23.9		3,000.00	1005	16.9
	1,900.00	0805	6.3		3,000.00	1080	10.4
	1,900.00	1080	24.1		3,050.00	1005	9.4
	2,000.00	0010	31.0		3,100.00	0010	7.7
	2,000.00	1180	4.0		3,200.00	0010	15.6
	2,008.54	0930	10.4		3,350.00	1005	8.1
	2,009.00	1190	16.0		3,394.02	0910	3.5
	2,013.36	7447	9.4		3,445.00	0010	13.7
	2,100.00	0200	6.0		3,500.00	0010	6.3
	2,102.71	7465	1.6		3,500.00	1080	1.0
	2,173.00	0920	6.2		3,522.00	0010	1.4
	2,189.03	0860	54.7		3,522.55	0010	5.1
	2,200.00	0010	40.8		3,532.50	0860	14.6
	2,200.00	0860	3.4		3,707.76	7465	1.0
	2,200.00	1075	3.3		3,800.00	0010	1.0
	2,200.00	1080	20.2		3,975.00	0010	1.9
	2,201.67	0010	84.7		4,000.00	0010	1.8
	2,201.67	1000	1.3		4,000.00	1075	0.7
	2,201.67	1070	17.5		4,000.00	1080	4.4
	2,201.67	7235	51.0		5,000.00	1025	0.6
	2,202.00	0010	32.0		5,000.00	1090	1.2
	2,203.00	0010	1.5	Wtd. Avg. Base and Total Tons	6,250.00	0010	2.3
	2,230.00	0010	12.3				
	2,250.00	0910	3.4	CABERNET SAUVIGNON	1,000.00	0010	28.8
	2,250.00	1090	2.7		1,100.00	0010	16.4
	2,250.00	7850	18.5		1,100.00	1004	1.3
	2,264.00	1090	12.8		1,241.31	0010	50.8
	2,271.60	7850	21.9		1,400.00	0010	2.7
	2,301.67	0010	8.6		1,455.13	0010	26.4
	2,311.75	0010	3.4		1,458.61	0010	1.6
	2,350.00	0010	5.8		1,500.00	0010	76.8
	2,350.00	0930	29.3		1,500.00	0920	0.9
	2,400.00	0010	16.5		1,500.00	0990	0.5
	2,400.00	0930	1.8		1,500.00	1015	7.7
	2,400.00	1100	0.9		1,600.00	0010	11.0
	2,421.84	0010	2.0		1,600.00	0770	92.3
	2,423.66	0010	3.4		1,600.00	0805	2.6
	2,452.00	0125	7.9		1,650.00	0010	4.1
	2,482.62	0790	1.9		1,650.00	1070	3.8
	2,500.00	0010	8.9		1,677.00	0010	13.3
	2,500.00	1015	7.7		1,700.00	0010	12.9
	2,500.00	7360	5.1		1,700.00	0910	22.1
	2,520.00	1080	8.8		1,700.00	0920	5.1
	2,522.00	0010	1.1		1,712.00	0010	16.7
	2,531.92	0010	15.5		1,748.36	0860	23.7
	2,542.93	1015	23.1		1,750.00	0010	33.1
	2,550.00	0010	91.5		1,750.00	0775	204.6
	2,550.00	0920	1.2		1,750.00	0925	6.7
	2,577.94	1005	30.6		1,776.75	0860	60.3
	2,625.00	1100	11.7		1,800.00	0010	38.5
	2,642.00	0010	14.4		1,800.00	0805	20.7
	2,642.00	0805	24.4		1,800.00	1070	5.4
	2,642.00	0920	4.0		1,800.00	1090	8.9
	2,642.00	1090	12.9		1,800.00	1100	4.6
					1,804.78	0010	55.1
					1,815.00	7460	35.0

TABLE 8: BASE PRICE PAID TO GROWERS FOR GRAPES CRUSHED AND DELIVERED TO CALIFORNIA PROCESSORS FROM THE 1999 CROP WITH BRIX FACTORS AND PURCHASED TONNAGE, BY TYPE, VARIETY, REPORTING DISTRICT WHERE GROWN, AND WEIGHTED AVERAGE BASE PRICE.

District, Type, and Variety	Base Price Per Ton	Brix Factors	Tons	District, Type, and Variety	Base Price Per Ton	Brix Factors	Tons
	Dollars	Code a/			Dollars	Code a/	
DISTRICT 04 (Cont'd.)					2,256.93	0010	490.6
CABERNET SAUVIGNON (Cont'd.)					2,256.93	0915	11.4
	1,815.00	7465	22.3		2,256.93	7360	62.3
	1,823.26	0010	40.1		2,257.00	0010	38.6
	1,850.00	7395	31.7		2,257.00	1090	93.8
	1,850.00	7850	47.7		2,257.97	0010	6.8
	1,861.97	0010	4.5		2,260.00	0010	50.8
	1,871.36	7447	34.9		2,260.00	1015	26.0
	1,874.25	0010	19.2		2,261.00	0920	48.0
	1,900.00	0010	27.7		2,267.00	0010	7.7
	1,944.81	0010	41.4		2,298.25	7465	166.2
	1,950.00	0010	9.7		2,300.00	0010	222.9
	1,950.00	1080	1.8		2,300.00	0775	28.9
	1,950.00	7460	4.9		2,300.00	0910	12.3
	1,950.00	7465	51.2		2,300.00	1070	6.9
	1,957.00	0860	14.0		2,300.00	1090	13.0
	2,000.00	0010	361.3		2,300.00	7360	8.0
	2,000.00	0805	14.3		2,300.00	7465	21.7
	2,000.00	0910	2.8		2,302.00	1090	70.9
	2,000.00	0920	3.3		2,312.01	7850	33.3
	2,000.00	1000	0.3		2,340.00	0010	4.0
	2,000.00	1090	5.7		2,349.69	0010	24.2
	2,000.00	1105	12.1		2,350.00	1090	1.9
	2,000.00	1175	5.1		2,351.00	0010	12.0
	2,000.00	1180	11.0		2,355.97	0010	15.5
	2,000.00	7465	10.1		2,368.77	0010	72.4
	2,003.34	0010	0.5		2,369.98	0010	2.2
	2,025.85	0010	98.6		2,382.57	0010	15.9
	2,030.38	0860	59.7		2,391.25	0010	109.9
	2,031.24	0010	59.4		2,400.00	0010	96.4
	2,049.79	0855	18.5		2,400.00	0125	10.5
	2,050.00	0920	24.5		2,400.00	0930	7.5
	2,065.00	1190	37.9		2,400.00	1005	59.5
	2,083.73	0010	10.8		2,400.00	1090	15.0
	2,084.70	1005	13.8		2,400.00	1100	3.8
	2,087.00	6525	15.6		2,400.00	7465	57.2
	2,100.00	0010	48.4		2,400.00	7850	60.8
	2,100.00	0775	13.9		2,404.00	0910	9.0
	2,100.00	0860	31.9		2,405.97	1090	2.8
	2,100.00	1090	2.1		2,420.00	0010	7.2
	2,100.00	7455	123.9		2,426.00	0010	1.7
	2,100.00	8190	69.9		2,433.00	1000	4.2
	2,102.71	7465	48.9		2,442.40	0010	7.8
	2,130.00	1070	29.4		2,450.00	0010	31.4
	2,150.00	7465	8.3		2,450.00	0920	251.0
	2,152.00	0115	14.5		2,450.00	1090	60.6
	2,158.89	0910	4.9		2,450.00	6220	738.5
	2,160.00	1015	10.9		2,450.00	7465	248.5
	2,183.10	0010	42.9		2,455.97	0010	28.6
	2,189.03	0860	164.1		2,456.00	0125	59.5
	2,199.00	1075	9.4		2,456.96	0010	7.4
	2,200.00	0010	291.4		2,477.00	0010	38.9
	2,200.00	0125	27.5		2,481.56	0010	10.4
	2,200.00	0910	2.4		2,481.57	0010	109.4
	2,200.00	1015	27.3		2,481.57	0805	15.8
	2,200.00	7465	83.3		2,482.00	0010	60.9
	2,200.00	8190	23.5		2,482.62	0010	396.4
	2,200.39	1120	5.5		2,482.62	0790	16.5
	2,201.91	0200	25.8		2,482.62	0910	32.7
	2,201.91	0860	43.3		2,482.62	7455	268.1
	2,202.00	0010	3.4		2,483.00	0200	318.7
	2,224.57	0010	23.1		2,483.00	1090	1.4
	2,227.89	0860	9.5		2,483.00	6220	1,051.3
	2,236.14	0010	22.4		2,483.00	7370	73.5
	2,238.00	0115	132.8		2,483.00	7465	252.9
	2,240.48	0910	46.8		2,483.74	0930	111.2
	2,243.74	0010	40.6		2,485.00	7465	318.6
	2,250.00	0010	11.5		2,500.00	0010	398.9
	2,250.00	0920	8.2		2,500.00	0125	11.5
	2,250.00	1080	8.0		2,500.00	0805	39.8
	2,250.00	6553	25.2		2,500.00	0910	3.2
	2,250.00	7465	12.7		2,500.00	0920	38.7
	2,251.81	0910	10.7		2,500.00	1005	11.1
	2,255.97	0010	180.4		2,500.00	1015	50.3
	2,255.97	0855	83.4		2,500.00	1080	10.0
	2,255.97	0860	11.4		2,500.00	1090	16.0
	2,255.97	8261	53.0		2,500.00	1105	7.4
	2,256.00	0010	6.6		2,500.00	7465	173.9
	2,256.00	0775	40.1		2,500.00	8261	86.5

TABLE 8: BASE PRICE PAID TO GROWERS FOR GRAPES CRUSHED AND DELIVERED TO CALIFORNIA PROCESSORS FROM THE 1999 CROP WITH BRIX FACTORS AND PURCHASED TONNAGE, BY TYPE, VARIETY, REPORTING DISTRICT WHERE GROWN, AND WEIGHTED AVERAGE BASE PRICE.

District, Type, and Variety	Base Price Per Ton	Brix Factors	Tons	District, Type, and Variety	Base Price Per Ton	Brix Factors	Tons
	Dollars	Code a/			Dollars	Code a/	
DISTRICT 04 (Cont'd.)					2,750.98	0010	355.2
					2,761.00	0010	19.8
					2,773.73	0805	8.7
					2,798.00	0010	14.2
					2,800.00	0010	184.2
					2,800.00	0125	7.2
					2,800.00	0920	5.8
					2,800.00	0930	6.9
					2,800.00	1070	6.8
					2,800.00	1090	12.7
					2,818.16	0010	9.1
					2,819.96	0010	46.3
					2,819.96	1080	7.2
					2,819.96	1105	10.3
					2,819.97	0010	20.7
					2,820.00	0010	89.5
					2,820.00	0125	7.6
					2,821.00	0010	17.7
					2,821.15	1120	19.5
					2,821.16	0010	46.9
					2,821.16	0790	185.5
					2,821.16	0910	10.1
					2,821.16	0915	21.1
					2,821.16	0920	10.0
					2,821.16	1070	5.2
					2,821.16	1080	7.9
					2,822.01	1120	8.2
					2,826.00	0860	18.1
					2,828.00	1015	17.3
					2,834.05	6965	27.0
					2,850.00	0010	31.7
					2,850.00	0860	9.1
					2,850.00	0920	35.6
					2,850.00	0930	1.0
					2,850.00	1090	5.0
					2,852.00	0010	9.9
					2,864.28	0010	392.5
					2,875.00	0920	0.4
					2,877.59	0920	1.3
					2,900.00	0010	75.5
					2,900.00	0910	37.6
					2,904.45	1005	27.5
					2,925.47	6965	60.9
					2,928.60	0790	14.5
					2,929.00	0010	3.6
					2,932.77	0010	92.3
					2,933.00	1080	16.8
					2,940.00	0010	23.1
					2,993.00	0010	3.7
					3,000.00	0010	528.3
					3,000.00	0125	14.2
					3,000.00	0200	35.0
					3,000.00	0910	36.2
					3,000.00	0920	24.1
					3,000.00	0930	8.3
					3,000.00	1000	13.8
					3,000.00	1005	27.5
					3,000.00	1015	7.6
					3,000.00	1070	11.5
					3,000.00	1080	32.9
					3,000.00	1090	4.7
					3,000.00	1170	5.2
					3,000.00	1190	3.8
					3,000.00	7360	75.7
					3,000.00	7465	217.8
					3,000.00	7767	5.8
					3,000.00	8150	11.1
					3,000.44	0010	53.9
					3,001.72	0940	41.3
					3,016.89	6955	5.9
					3,016.89	7620	13.0
					3,028.00	1015	29.5
					3,048.00	0010	17.4
					3,048.00	1015	14.1
					3,050.00	0010	126.2
					3,050.00	1005	9.7
					3,100.00	0010	68.1
					3,114.00	1015	8.7
					3,125.00	0860	385.6

TABLE 8: BASE PRICE PAID TO GROWERS FOR GRAPES CRUSHED AND DELIVERED TO CALIFORNIA PROCESSORS FROM THE 1999 CROP WITH BRIX FACTORS AND PURCHASED TONNAGE, BY TYPE, VARIETY, REPORTING DISTRICT WHERE GROWN, AND WEIGHTED AVERAGE BASE PRICE.

District, Type, and Variety	Base Price Per Ton	Brix Factors	Tons	District, Type, and Variety	Base Price Per Ton	Brix Factors	Tons
	Dollars	Code a/			Dollars	Code a/	
DISTRICT 04 (Cont'd.)							
CABERNET SAUVIGNON (Cont'd.)	3,131.00	0010	2.5	CHARBONO	1,000.00	0010	8.2
	3,135.00	1075	24.5		1,010.00	0010	4.1
	3,142.00	0145	41.5		1,300.00	0670	13.5
	3,150.00	0920	7.3		1,400.00	0910	4.5
	3,151.35	0010	49.0		1,489.75	0010	10.5
	3,159.70	0010	42.5		1,600.00	0910	2.3
	3,180.00	0010	14.5		1,700.00	0775	8.4
	3,200.00	0010	26.5		1,800.00	0200	11.2
	3,200.00	0930	12.3		1,800.00	0930	0.9
	3,200.00	1005	10.2		1,960.00	0920	4.0
	3,200.00	1075	10.3		2,147.00	0010	39.5
	3,221.00	0010	3.0		2,200.00	0010	1.0
	3,250.00	0010	4.6		2,350.00	0010	2.5
	3,279.83	0930	82.4	Wtd. Avg. Base and Total Tons	1,738.65		110.6
	3,300.00	0010	86.9	COUNOISE	3,000.00	0010	0.6
	3,300.00	1015	2.3	Wtd. Avg. Base and Total Tons	3,000.00		0.6
	3,300.00	1105	24.4	DOLCETTO	1,900.00	0010	4.8
	3,300.00	1170	16.6	Wtd. Avg. Base and Total Tons	1,900.00		4.8
	3,313.00	0010	49.8	EARLY BURGUNDY	600.00	0010	1.5
	3,341.25	0010	44.2		800.00	0010	6.8
	3,350.00	0010	12.4		1,400.00	0930	3.8
	3,350.00	1175	9.9		2,250.00	0930	2.3
	3,391.00	0010	12.5	Wtd. Avg. Base and Total Tons	1,169.10		14.4
	3,394.02	0910	22.3	GAMAY (NAPA)	600.00	0645	66.5
	3,400.00	0010	66.7		800.00	0010	19.1
	3,400.00	1080	68.9		900.00	0010	2.9
	3,445.00	0010	9.4		900.00	6553	50.1
	3,500.00	0010	246.5		913.00	0010	1.2
	3,500.00	1015	33.0		935.00	0780	11.6
	3,532.50	0010	86.4		950.00	0665	25.9
	3,572.80	0010	47.8		950.00	4980	86.7
	3,573.00	0010	3.8		950.00	4985	53.2
	3,573.40	0010	16.6		950.00	5135	157.4
	3,600.00	0010	43.6		950.00	5230	6.0
	3,600.00	1015	80.2		952.89	0620	167.8
	3,609.55	0010	72.0		1,100.00	0010	10.6
	3,684.59	0010	52.4		1,500.00	1090	2.3
	3,700.00	0010	12.2	Wtd. Avg. Base and Total Tons	911.18		661.3
	3,707.76	7465	9.2	GRENACHE	1,250.00	0010	2.9
	3,721.00	0010	12.1		2,500.00	0010	4.0
	3,750.00	1015	42.5		2,520.00	0920	0.4
	3,760.00	0010	23.1	Wtd. Avg. Base and Total Tons	2,004.52		7.3
	3,800.00	0010	20.6	MALBEC	1,350.00	0010	13.4
	3,855.00	0010	3.0		1,575.00	1080	0.7
	3,975.00	0010	29.6		1,800.00	0010	14.0
	4,000.00	0010	194.9		1,878.44	7235	36.7
	4,000.00	0920	10.4		2,000.00	1090	1.8
	4,000.00	0930	27.2		2,075.00	0920	0.6
	4,000.00	1015	23.4		2,300.00	0010	1.0
	4,000.00	1090	21.0		2,300.00	7465	4.4
	4,050.00	0910	23.0		2,441.99	0125	7.3
	4,118.00	0010	6.4		2,500.00	0860	47.4
	4,125.00	7890	20.4		2,750.00	0920	0.4
	4,500.00	0010	39.0		2,850.00	0860	19.2
	5,000.00	0010	4.1		2,989.00	1015	10.2
	5,000.00	1025	61.5	Wtd. Avg. Base and Total Tons	2,248.44		157.1
	5,000.00	1090	5.2	MATARO/MOURVEDRE	1,800.00	1090	10.3
	5,400.00	0010	27.1		2,520.00	0010	0.3
	5,639.93	0010	100.1	Wtd. Avg. Base and Total Tons	1,820.38		10.6
	5,670.00	0010	14.9	MERLOT	1,000.00	0010	1.8
	5,880.15	0010	20.6		1,142.72	0010	94.5
	6,200.00	1090	3.9		1,400.00	0010	21.4
	6,240.43	0010	27.0		1,500.00	0010	39.4
	6,250.00	0010	45.1				
	6,500.00	0010	4.9				
	9,400.71	0010	4.3				
Wtd. Avg. Base and Total Tons	2,634.20		21,091.9				
CARIGNANE	800.00	0010	0.5				
	1,000.00	1100	9.6				
	1,500.00	0010	15.5				
	1,500.00	0990	4.2				
	1,500.00	1090	17.9				
	1,850.00	1100	2.9				
Wtd. Avg. Base and Total Tons	1,418.28		50.6				

TABLE 8: BASE PRICE PAID TO GROWERS FOR GRAPES CRUSHED AND DELIVERED TO CALIFORNIA PROCESSORS FROM THE 1999 CROP WITH BRIX FACTORS AND PURCHASED TONNAGE, BY TYPE, VARIETY, REPORTING DISTRICT WHERE GROWN, AND WEIGHTED AVERAGE BASE PRICE.

District, Type, and Variety	Base Price Per Ton	Brix Factors	Tons	District, Type, and Variety	Base Price Per Ton	Brix Factors	Tons
	Dollars	Code a/			Dollars	Code a/	
DISTRICT 04 (Cont'd.)					2,108.00	0860	31.7
					2,108.00	0920	8.3
MERLOT (Cont'd.)	1,500.00	0125	0.2		2,119.34	7465	16.3
	1,500.00	0940	4.6		2,133.00	0010	14.7
	1,554.00	1080	17.6		2,143.83	0010	71.5
	1,600.00	0010	9.9		2,144.00	0780	15.9
	1,650.00	0010	510.4		2,150.00	0010	16.2
	1,662.17	0010	106.2		2,150.00	0910	2.2
	1,700.00	0010	25.3		2,159.00	0010	16.5
	1,714.08	0010	0.3		2,168.92	1005	34.2
	1,736.26	0010	120.3		2,169.00	0010	22.7
	1,750.00	0010	62.3		2,177.71	0010	22.3
	1,762.00	7465	167.6		2,179.45	7850	150.0
	1,776.75	0780	89.4		2,181.55	0010	2.7
	1,800.00	0010	254.0		2,181.60	0010	216.6
	1,800.00	1005	13.2		2,182.00	0010	215.4
	1,800.00	1070	6.7		2,190.35	0932	117.8
	1,800.00	7465	51.8		2,200.00	0010	359.7
	1,820.00	0010	22.4		2,200.00	0910	49.8
	1,850.00	0010	40.8		2,200.00	1080	279.6
	1,850.00	7460	22.9		2,200.00	1090	9.5
	1,850.00	7465	1.1		2,200.00	7465	20.3
	1,852.00	0010	20.0		2,203.00	0010	2.5
	1,868.11	0860	33.1		2,205.00	0125	54.3
	1,879.75	0780	74.5		2,215.33	7465	3.7
	1,900.00	0010	39.0		2,221.57	7845	21.7
	1,900.00	1080	59.8		2,228.00	0125	31.8
	1,900.00	7455	116.0		2,241.01	0860	55.3
	1,900.00	7850	38.1		2,250.00	0010	12.8
	1,909.00	1080	10.5		2,250.00	1080	135.8
	1,910.09	0010	180.7		2,250.00	6220	142.1
	1,926.00	0010	110.6		2,250.00	7360	39.3
	1,938.18	0010	57.8		2,256.00	0115	16.1
	1,967.96	0010	44.4		2,257.00	1090	15.2
	1,967.96	0860	36.9		2,262.93	0010	23.0
	1,984.00	0010	14.3		2,278.00	0125	19.5
	1,997.00	1190	233.1		2,285.00	0010	72.5
	2,000.00	0010	245.5		2,285.00	6220	247.3
	2,000.00	0125	55.5		2,285.07	1005	43.7
	2,000.00	0910	7.7		2,285.44	0010	32.6
	2,000.00	0920	20.3		2,285.44	0790	2.8
	2,000.00	0930	1.7		2,285.44	7455	96.7
	2,000.00	1085	36.7		2,285.48	0010	47.3
	2,000.00	1182	3.0		2,285.49	7465	60.1
	2,000.00	7465	71.5		2,286.00	0010	41.4
	2,000.00	8287	30.7		2,300.00	0010	54.4
	2,022.97	1015	532.5		2,300.00	0115	115.5
	2,025.85	0010	128.0		2,300.00	0780	47.0
	2,035.00	0200	26.5		2,300.00	0920	3.9
	2,050.00	0860	238.9		2,300.00	1015	23.2
	2,050.00	7465	5.9		2,300.00	1080	73.9
	2,065.00	1080	26.9		2,300.00	6220	205.5
	2,067.37	1075	29.6		2,300.00	6965	122.5
	2,068.76	0860	11.2		2,300.00	7360	3.9
	2,068.88	0010	60.6		2,300.00	7465	133.5
	2,070.00	0125	34.3		2,327.67	0010	34.2
	2,075.00	0010	55.0		2,327.85	0125	99.8
	2,075.00	8186	18.5		2,328.00	0125	65.9
	2,075.21	0920	14.3		2,332.00	0010	37.8
	2,075.67	7850	148.5		2,340.53	1064	8.6
	2,077.00	1080	1.0		2,350.00	0010	16.1
	2,077.67	0010	219.3		2,350.00	1015	22.0
	2,077.67	1005	1.0		2,350.00	1150	70.3
	2,077.71	0010	166.2		2,360.00	0010	4.7
	2,077.71	0910	27.4		2,378.00	0125	13.5
	2,077.71	1000	3.5		2,389.00	0010	75.1
	2,077.71	1015	216.2		2,389.00	6220	99.2
	2,077.71	1090	58.4		2,389.32	0010	58.3
	2,077.71	7465	302.0		2,389.32	1058	47.7
	2,078.00	0010	57.4		2,389.37	1005	33.7
	2,078.57	0010	24.8		2,390.74	0010	16.5
	2,083.73	0010	45.8		2,391.00	0860	20.4
	2,086.29	0910	28.3		2,396.21	7850	53.1
	2,098.11	0990	27.0		2,399.75	1015	26.8
	2,100.00	0010	80.0		2,400.00	0010	227.9
	2,100.00	0115	21.7		2,400.00	0775	1.0
	2,100.00	1080	19.8		2,400.00	0920	6.1
	2,100.00	7465	51.6		2,400.00	1080	8.9
	2,100.00	8190	11.9		2,400.00	1090	39.7

TABLE 8: BASE PRICE PAID TO GROWERS FOR GRAPES CRUSHED AND DELIVERED TO CALIFORNIA PROCESSORS FROM THE 1999 CROP WITH BRIX FACTORS AND PURCHASED TONNAGE, BY TYPE, VARIETY, REPORTING DISTRICT WHERE GROWN, AND WEIGHTED AVERAGE BASE PRICE.

District, Type, and Variety	Base Price Per Ton	Brix Factors	Tons	District, Type, and Variety	Base Price Per Ton	Brix Factors	Tons
	Dollars	Code a/			Dollars	Code a/	
DISTRICT 04 (Cont'd.)							
MERLOT (Cont'd.)	2,400.00	1100	2.9		2,774.00	1075	3.8
	2,400.00	7360	19.8		2,778.00	0010	72.8
	2,400.00	7465	210.1		2,800.00	0010	25.8
	2,400.00	7845	12.9		2,800.00	0125	4.4
	2,405.00	0010	25.1		2,800.00	0860	36.7
	2,408.40	0010	25.4		2,800.00	0920	4.1
	2,428.00	0125	4.2		2,800.00	1005	125.5
	2,431.00	0010	21.9		2,800.00	7360	21.7
	2,450.00	0010	13.6		2,801.00	0010	142.1
	2,450.00	0910	20.7		2,821.16	0790	44.9
	2,450.00	1075	38.9		2,850.00	0010	81.7
	2,452.00	0010	34.2		2,850.40	0010	33.5
	2,467.00	0010	81.9		2,876.00	0010	1.7
	2,474.88	1005	33.2		2,889.17	0010	15.7
	2,475.00	0010	46.1		2,891.70	0010	22.6
	2,483.00	0010	2.4		2,895.00	0010	17.7
	2,491.00	0010	15.8		2,900.00	0010	74.9
	2,492.00	0010	14.9		2,908.74	0010	5.5
	2,493.00	0930	10.0		2,923.00	0010	24.7
	2,493.20	0010	74.0		2,923.19	0010	106.0
	2,493.20	1070	7.5		3,000.00	0010	184.0
	2,493.20	1180	30.8		3,000.00	0125	32.1
	2,493.25	0805	19.4		3,000.00	0790	14.8
	2,493.25	1015	172.3		3,000.00	1005	57.6
	2,493.25	1080	15.5		3,000.00	1100	2.6
	2,493.25	7465	49.5		3,000.44	0010	8.0
	2,500.00	0010	425.3		3,016.00	0010	15.8
	2,500.00	0125	5.5		3,040.00	0010	21.9
	2,500.00	0805	1.5		3,040.00	0920	8.3
	2,500.00	0860	14.6		3,062.61	0010	6.5
	2,500.00	0920	36.8		3,100.00	0010	22.0
	2,500.00	0930	32.1		3,142.00	0145	6.7
	2,500.00	1015	25.0		3,180.00	0010	12.0
	2,500.00	1075	36.6		3,200.00	0010	22.7
	2,500.00	1080	52.7		3,206.00	0010	11.2
	2,500.00	1100	42.9		3,250.00	0010	12.8
	2,500.00	1105	5.9		3,300.00	0010	18.7
	2,500.00	7850	27.6		3,317.06	0010	28.7
	2,520.00	0920	4.9		3,341.25	0010	4.4
	2,520.00	1080	4.4		3,350.00	1175	2.1
	2,557.00	0010	8.8		3,394.02	0010	16.4
	2,559.42	0010	176.6		3,400.00	0010	0.4
	2,559.93	0010	24.9		3,445.00	0010	13.0
	2,562.00	0010	21.7		3,500.00	0010	38.4
	2,570.00	0010	4.3		3,500.00	0930	3.0
	2,579.00	1015	78.5		3,500.00	1015	8.7
	2,585.43	0010	17.5		3,572.80	0010	50.3
	2,590.88	0010	39.1		3,600.00	1015	36.0
	2,597.00	0010	32.4		3,707.76	7465	5.9
	2,597.09	0010	6.1		3,750.00	0010	15.5
	2,597.14	0010	4.2		3,975.00	0010	4.8
	2,597.64	1080	4.1		4,000.00	0010	19.0
	2,600.00	0010	55.3		4,000.00	0930	2.2
	2,600.00	1015	113.7		4,000.00	1070	1.0
	2,609.29	0930	19.9		4,000.00	1100	9.4
	2,609.29	8347	16.3		4,125.00	7890	1.3
	2,610.02	6965	65.4		4,500.00	0010	14.8
	2,613.00	0010	6.7		4,500.00	1005	15.1
	2,625.00	1100	5.5		5,000.00	1090	4.7
	2,646.00	0010	34.3	Wtd. Avg. Base and Total Tons	2,273.48		15,344.9
	2,646.00	1075	4.4	MEUNIER	1,228.15	0010	52.3
	2,650.00	0010	44.2		1,264.00	0010	8.9
	2,650.00	1080	20.6		1,536.35	0010	80.3
	2,660.00	0010	0.6		1,750.00	0010	8.9
	2,681.00	0010	10.2		2,100.00	0010	14.8
	2,700.00	0010	285.2	Wtd. Avg. Base and Total Tons	1,486.11		165.2
	2,700.00	1105	3.3	NEBBIOLO	2,750.00	0010	1.0
	2,701.00	1080	6.5	Wtd. Avg. Base and Total Tons	2,750.00		1.0
	2,701.02	0125	40.0	PETITE SIRAH	800.00	1180	1.5
	2,727.00	0010	14.1		1,000.00	0010	5.6
	2,748.00	0010	27.3		1,000.00	1180	0.9
	2,750.00	0010	39.6		1,200.00	0920	0.5
	2,750.00	1015	23.7		1,500.00	1015	3.6
	2,750.00	1080	5.6				
	2,750.00	7465	6.4				
	2,763.30	0940	14.9				
	2,771.80	0010	24.1				

TABLE 8: BASE PRICE PAID TO GROWERS FOR GRAPES CRUSHED AND DELIVERED TO CALIFORNIA PROCESSORS FROM THE 1999 CROP WITH BRIX FACTORS AND PURCHASED TONNAGE, BY TYPE, VARIETY, REPORTING DISTRICT WHERE GROWN, AND WEIGHTED AVERAGE BASE PRICE.

District, Type, and Variety	Base Price Per Ton	Brix Factors	Tons	District, Type, and Variety	Base Price Per Ton	Brix Factors	Tons
	Dollars	Code a/			Dollars	Code a/	
DISTRICT 04 (Cont'd.)							
PETITE SIRAH (Cont'd.)	1,700.00	0930	1.0		1,400.00	7455	6.8
	1,800.00	0010	5.6		1,409.70	0010	8.4
	1,800.00	0930	1.8		1,450.00	0010	44.2
	1,800.00	0940	0.5		1,470.00	0010	137.2
	1,800.00	1090	15.0		1,475.63	0010	213.9
	1,850.00	1100	21.3		1,500.00	0010	17.9
	1,950.00	0930	1.1		1,525.00	0010	16.7
	1,994.95	0010	9.2		1,536.35	0010	140.7
	2,000.00	0010	46.0		1,543.50	0010	42.0
	2,000.00	1000	23.4		1,562.80	0010	6.8
	2,000.00	1045	14.8		1,575.00	0010	64.6
	2,089.95	0010	6.5		1,600.00	0010	6.6
	2,089.95	1080	11.3		1,600.00	0805	16.3
	2,099.00	0125	5.9		1,620.68	0010	331.3
	2,100.00	1170	1.6		1,650.00	0010	20.9
	2,100.00	7850	5.7		1,653.75	0010	25.0
	2,184.94	0010	6.3		1,658.00	0010	35.5
	2,200.00	0010	58.1		1,731.71	0010	31.7
	2,200.00	0910	10.6		1,736.44	0010	298.0
	2,275.00	0010	1.5		1,761.00	0010	30.7
	2,300.00	0930	1.9		1,761.25	0010	2.0
	2,300.00	1100	10.4		1,800.00	0010	23.8
	2,500.00	0010	8.6		1,800.00	5135	20.6
	2,500.00	1080	50.7		1,800.00	7150	35.5
	2,500.00	1215	2.2		1,803.00	0010	42.0
	2,520.00	0010	41.8		1,803.00	0855	10.8
	2,600.00	0010	33.7		1,806.00	0010	5.9
	2,800.00	0010	6.5		1,849.31	0010	54.3
	3,450.00	0010	0.3		1,863.00	0010	30.0
	3,500.00	0010	17.6		1,886.54	8240	113.4
	3,586.64	8240	12.9		1,900.00	0010	7.5
					1,900.00	5190	19.9
					1,900.00	7465	8.3
					1,955.10	0930	9.1
					1,961.25	0010	11.2
Wtd. Avg. Base and Total Tons	2,288.08		445.9		1,998.27	7850	39.2
					2,000.00	0010	81.7
PETITE VERDOT	1,575.00	1080	1.4		2,000.00	0790	38.4
	1,800.00	0010	6.7		2,000.00	0910	108.1
	2,300.00	0010	2.4		2,000.00	0920	8.5
	2,500.00	0010	2.9		2,000.00	7850	39.2
	2,550.00	0010	8.3		2,025.44	7465	60.3
	2,600.00	1100	1.0		2,057.11	0510	67.4
	2,658.31	0010	6.6		2,100.00	0010	10.9
	2,750.00	0775	4.7		2,100.00	0915	13.2
	2,750.00	7465	2.2		2,100.00	7275	49.1
	2,791.23	0010	7.9		2,100.00	7850	22.1
	2,800.00	0010	4.2		2,113.50	1080	21.9
	2,800.00	1090	4.2		2,150.00	0010	117.4
	2,875.00	0010	0.2		2,150.00	0855	108.4
	2,924.00	0010	9.6		2,150.00	0915	77.3
	2,924.14	0010	2.6		2,200.00	0010	24.9
	2,942.00	7370	29.8		2,200.00	0140	7.5
	2,950.00	0860	6.3		2,200.00	0920	3.1
	2,960.00	0010	5.3		2,200.00	0930	8.4
	3,000.00	0010	9.9		2,200.00	1080	11.0
	3,050.00	1005	2.7		2,200.00	7370	5.1
	3,189.97	1005	17.1		2,232.46	7850	31.1
	3,200.00	0010	1.1		2,250.00	0010	14.5
	3,300.00	1105	2.1		2,250.00	0920	33.0
	3,322.89	0010	6.2		2,250.00	1080	6.0
	3,322.89	1080	5.4		2,273.00	0010	29.8
	3,445.00	0010	5.7		2,300.00	0010	178.4
	3,600.00	0010	0.6		2,300.00	1015	4.1
	3,975.00	0010	4.6		2,350.00	0010	15.2
	4,000.00	0010	7.4		2,398.00	0010	11.7
	4,000.00	0930	1.9		2,400.00	0010	116.7
	4,000.00	1070	1.0		2,400.00	0920	12.9
	4,226.70	0010	9.7		2,400.00	1080	2.1
	4,227.00	0010	2.5		2,484.79	0010	13.5
	6,250.00	0010	3.0		2,500.00	0010	7.8
					2,589.04	0010	208.1
Wtd. Avg. Base and Total Tons	3,120.51		187.2		2,693.86	0010	13.0
					2,700.00	0010	36.8
PINOT NOIR	491.72	1175	2.4		2,753.98	0200	13.5
	968.69	0010	135.2		2,800.00	0010	1.1
	1,200.00	0010	4.6		2,855.98	6220	23.4
	1,267.78	0010	9.6		3,000.00	0915	2.2
	1,300.00	0010	3.0		3,000.00	1080	2.8
	1,389.15	0010	241.5				

TABLE 8: BASE PRICE PAID TO GROWERS FOR GRAPES CRUSHED AND DELIVERED TO CALIFORNIA PROCESSORS FROM THE 1999 CROP WITH BRIX FACTORS AND PURCHASED TONNAGE, BY TYPE, VARIETY, REPORTING DISTRICT WHERE GROWN, AND WEIGHTED AVERAGE BASE PRICE.

District, Type, and Variety	Base Price Per Ton	Brix Factors	Tons	District, Type, and Variety	Base Price Per Ton	Brix Factors	Tons
	Dollars	Code a/			Dollars	Code a/	
DISTRICT 04 (Cont'd.)					2,095.00	0010	8.3
					2,095.00	1080	34.5
PINOT NOIR (Cont'd.)	3,000.00	1105	4.7		2,100.00	0010	8.6
	3,088.82	0790	100.0		2,195.00	0125	24.2
	3,391.19	0010	5.8		2,200.00	0010	31.1
	3,569.27	0010	9.9		2,294.72	0010	26.3
	4,810.66	1105	8.6		2,300.00	0010	35.2
					2,360.00	0010	6.2
Wtd. Avg. Base and Total Tons	1,907.17		4,115.6		2,394.00	0010	2.2
					2,500.00	0010	8.1
PORTUGIESER BLAUER	900.00	0920	7.4		2,500.00	0930	2.0
	950.00	6553	4.0		2,520.00	0920	1.7
	2,200.00	0010	4.8		2,594.03	0125	15.1
					2,600.00	1080	12.5
Wtd. Avg. Base and Total Tons	1,297.53		16.2		3,000.00	0010	21.0
					3,600.00	0010	14.7
SANGIOVETO/SANGIOVESE	1,200.00	0010	55.0	Wtd. Avg. Base and Total Tons	2,173.61		441.6
	1,400.00	0010	82.0	TEMPRANILLO	1,545.00	1190	2.3
	1,600.00	0010	18.6				
	1,650.17	0010	14.0	Wtd. Avg. Base and Total Tons	1,545.00		2.3
	1,692.35	0010	33.5	ZINFANDEL	500.00	0010	4.7
	1,700.00	0010	7.3		500.00	1070	0.2
	1,732.50	0010	59.2		600.00	1830	177.8
	1,744.09	0855	6.7		600.00	1840	509.5
	1,744.09	7965	2.5		600.00	1987	180.1
	1,750.00	0010	33.5		600.00	1994	193.9
	1,750.00	0920	7.7		600.00	1995	610.5
	1,759.59	0010	19.9		600.00	5228	347.4
	1,778.56	0010	7.3		650.00	0470	131.0
	1,794.00	0125	11.4		650.00	2000	176.5
	1,796.00	1190	2.6		767.62	0010	2.0
	1,800.00	0010	7.8		800.00	1180	1.2
	1,800.00	1070	2.5		950.00	0920	1.3
	1,800.00	7447	11.4		1,000.00	0125	83.0
	1,831.29	0010	8.0		1,000.00	0990	0.7
	1,875.00	0010	7.3		1,000.00	1070	1.5
	1,900.00	0010	8.8		1,000.00	1100	2.6
	1,944.00	0010	17.5		1,065.00	1205	4.0
	1,944.00	0125	38.4		1,100.00	0670	0.6
	1,950.00	0780	17.0		1,200.00	0010	20.4
	1,950.12	0010	30.4		1,250.00	0010	9.1
	2,000.00	0010	120.4		1,250.00	0140	13.8
	2,000.00	0920	0.8		1,250.00	1080	0.5
	2,000.00	1180	21.9		1,250.00	7465	6.6
	2,000.13	0010	34.2		1,365.00	0010	11.2
	2,016.00	0930	2.1		1,387.14	0010	42.2
	2,092.91	7465	9.8		1,400.00	0010	9.0
	2,093.00	0010	32.5		1,400.00	1180	11.3
	2,093.00	0925	16.7		1,500.00	0010	53.2
	2,093.00	1105	7.4		1,500.00	0930	1.7
	2,100.00	0010	47.1		1,500.00	1190	13.2
	2,100.00	8186	10.0		1,531.81	0010	17.0
	2,180.11	0010	37.7		1,540.00	0010	25.3
	2,200.00	0010	59.5		1,600.00	0010	67.1
	2,200.00	1085	8.3		1,600.00	0925	10.8
	2,200.00	1090	25.4		1,600.00	1080	43.6
	2,267.32	0910	7.6		1,600.00	1090	5.0
	2,302.00	0010	26.1		1,650.00	0010	3.9
	2,340.00	0010	21.7		1,650.00	0930	0.7
	3,000.00	0010	0.5		1,650.00	1080	9.0
	5,000.00	1025	1.3		1,680.00	0010	9.6
Wtd. Avg. Base and Total Tons	1,890.40		1,001.3		1,684.17	0010	43.2
					1,700.00	0010	34.0
SYRAH/FRENCH SYRAH-SHIRAZ	1,300.00	0010	11.2		1,700.00	0925	23.4
	1,600.00	0010	10.0		1,700.00	1005	35.0
	1,653.75	0010	10.2		1,712.00	0010	19.1
	1,800.00	0010	9.0		1,750.00	0010	61.9
	1,800.00	0940	3.4		1,750.00	1080	55.4
	1,835.00	1190	47.0		1,751.00	0930	3.0
	1,850.00	0010	2.8		1,760.00	0010	28.3
	1,850.00	0920	0.4		1,800.00	0010	111.2
	1,944.81	0010	13.2		1,800.00	0920	1.5
	1,960.07	0010	17.0		1,800.00	0930	29.5
	1,988.75	1075	12.1		1,800.00	1080	19.0
	1,995.41	0010	20.7		1,800.00	1090	17.8
	1,995.72	0010	8.4		1,800.00	1105	1.1
	2,000.00	0010	6.8				
	2,013.00	0010	17.7				

TABLE 8: BASE PRICE PAID TO GROWERS FOR GRAPES CRUSHED AND DELIVERED TO CALIFORNIA PROCESSORS FROM THE 1999 CROP WITH BRIX FACTORS AND PURCHASED TONNAGE, BY TYPE, VARIETY, REPORTING DISTRICT WHERE GROWN, AND WEIGHTED AVERAGE BASE PRICE.

District, Type, and Variety	Base Price Per Ton	Brix Factors	Tons
	Dollars	Code a/	

District, Type, and Variety	Base Price Per Ton	Brix Factors	Tons
	Dollars	Code a/	

DISTRICT 04 (Cont'd.)

ZINFANDEL (Cont'd.)	1,800.00	1180	18.2
	1,800.00	1215	20.1
	1,800.00	7275	34.6
	1,800.00	7764	16.3
	1,800.00	7850	22.3
	1,850.00	0930	4.3
	1,850.00	1155	12.2
	1,850.00	7275	18.7
	1,870.00	0010	4.5
	1,900.00	0010	27.9
	1,900.00	0775	9.4
	1,900.00	1190	9.4
	1,908.00	0865	26.2
	1,950.00	0930	10.5
	2,000.00	0010	263.3
	2,000.00	0780	9.6
	2,000.00	0805	24.3
	2,000.00	0920	9.4
	2,000.00	0930	14.7
	2,000.00	1000	5.0
	2,000.00	1015	8.8
	2,000.00	1080	20.4
	2,000.00	1100	26.7
	2,000.00	7275	34.6
	2,000.00	7360	12.6
	2,000.00	7765	74.8
	2,100.00	0010	60.4
	2,100.00	1080	5.6
	2,100.00	1180	30.3
	2,200.00	0010	87.4
	2,200.00	0930	9.8
	2,250.00	0010	12.3
	2,250.00	0930	50.2
	2,300.00	0010	21.8
	2,315.78	1190	9.5
	2,370.00	0010	12.2
	2,380.00	0010	19.7
	2,400.00	0010	9.3
	2,400.00	0940	5.7
	2,400.00	1080	36.0
	2,500.00	0010	5.8
	2,500.00	1100	7.6
	2,501.00	0010	17.6
	2,503.00	0010	11.8
	2,525.00	0010	2.4
	2,540.16	0010	2.7
	2,600.00	0920	3.4
	2,639.00	0010	37.3
	3,000.00	0010	13.4
	3,003.00	0010	10.1
	3,062.40	0010	26.8
	3,500.00	0010	16.2
	3,500.00	1203	5.2
Wtd. Avg. Base and Total Tons	1,238.29		4,565.4
OTHER RED b/	1,300.00	0010	1.3
	1,500.00	0770	0.2
	1,750.00	0860	1.7
Wtd. Avg. Base and Total Tons	1,551.56		3.2

DISTRICT 05

WINE GRAPES (WHITE)

CHARDONNAY	625.00	7255	112.3
	650.00	0010	448.6
	650.00	7473	795.1
	735.00	0010	72.0
	850.00	0010	2.7
	1,000.00	6555	120.6
	1,200.00	1070	7.9
	1,227.94	7850	43.4
	1,250.00	7465	17.4
	1,250.00	7767	17.4

	1,300.00	5230	65.6
	1,300.00	6555	1,175.8
	1,300.00	7850	570.0
	1,300.00	7890	145.7
	1,450.00	7465	217.7
	1,450.00	7850	194.5
	1,520.00	0010	38.9
	1,582.83	7850	413.7
	1,600.00	0010	21.3
	1,600.00	7850	354.4
	1,692.75	0010	361.5
Wtd. Avg. Base and Total Tons	1,198.81		5,196.5
CHENIN BLANC	350.00	0200	676.7
	350.00	2604	63.6
	600.00	5135	72.1
Wtd. Avg. Base and Total Tons	372.19		812.4
FLORA	500.00	0665	2.6
Wtd. Avg. Base and Total Tons	500.00		2.6
FRENCH COLOMBARD	275.00	0010	6.0
	500.00	5135	15.6
	632.50	5135	145.9
Wtd. Avg. Base and Total Tons	607.35		167.5
PINOT GRIS	800.00	0200	10.4
Wtd. Avg. Base and Total Tons	800.00		10.4
SAUVIGNON BLANC	550.00	0010	198.5
	585.00	0010	27.1
	600.00	0010	128.1
	700.00	0010	45.0
	800.00	6555	39.1
	800.00	7465	7.8
	2,000.00	0955	0.9
Wtd. Avg. Base and Total Tons	610.77		446.5
SEMILLON	850.00	7465	16.2
Wtd. Avg. Base and Total Tons	850.00		16.2
SYMPHONY	310.00	0200	366.6
Wtd. Avg. Base and Total Tons	310.00		366.6
VIOGNIER	650.00	0010	22.8
	800.00	0200	19.2
	1,000.00	0010	5.1
	1,060.00	0010	118.1
	1,200.00	0795	3.0
Wtd. Avg. Base and Total Tons	975.42		168.2

WINE GRAPES (RED)

ALICANTE BOUSCHET	800.00	0010	0.9
Wtd. Avg. Base and Total Tons	800.00		0.9
CABERNET FRANC	1,200.00	1170	5.0
	1,550.00	7890	20.4
	2,500.00	0920	2.8
Wtd. Avg. Base and Total Tons	1,582.27		28.2
CABERNET SAUVIGNON	700.00	0010	967.5
	825.00	0010	17.3
	1,000.00	0010	2.9
	1,000.00	6555	224.2
	1,000.00	7270	70.5
	1,200.00	7460	56.1
	1,200.00	7465	1.7
	1,350.00	0775	13.4

TABLE 8: BASE PRICE PAID TO GROWERS FOR GRAPES CRUSHED AND DELIVERED TO CALIFORNIA PROCESSORS FROM THE 1999 CROP WITH BRIX FACTORS AND PURCHASED TONNAGE, BY TYPE, VARIETY, REPORTING DISTRICT WHERE GROWN, AND WEIGHTED AVERAGE BASE PRICE.

District, Type, and Variety	Base Price Per Ton	Brix Factors	Tons
	Dollars	Code a/	

DISTRICT 05 (Cont'd.)

CABERNET SAUVIGNON (Cont'd.)	1,400.00	7750	146.4
	1,500.00	6555	230.3
	1,550.00	7850	340.0
	1,550.00	7890	50.2
	2,500.00	0780	17.2
Wtd. Avg. Base and Total Tons	1,064.13		2,137.7
CARIGNANE	707.00	0010	26.4
	900.00	0010	43.1
Wtd. Avg. Base and Total Tons	826.69		69.5
CARMINE	500.00	0665	13.7
Wtd. Avg. Base and Total Tons	500.00		13.7
DOLCETTO	2,100.00	0010	18.6
Wtd. Avg. Base and Total Tons	2,100.00		18.6
EARLY BURGUNDY	850.00	0010	7.3
Wtd. Avg. Base and Total Tons	850.00		7.3
GAMAY (NAPA)	750.00	5323	42.7
	950.00	4980	120.0
	950.00	5135	117.3
	1,000.00	0620	25.6
	1,000.00	0910	7.6
Wtd. Avg. Base and Total Tons	928.03		313.2
GRENACHE	1,400.00	0780	2.0
Wtd. Avg. Base and Total Tons	1,400.00		2.0
MERLOT	625.00	0010	219.9
	750.00	0010	318.5
	1,000.00	6555	162.5
	1,100.00	1170	5.0
	1,200.00	0010	128.6
	1,350.00	7474	734.7
	1,400.00	7890	424.3
	1,700.00	0010	112.4
	1,727.41	0010	11.9
	1,729.22	7850	30.3
	1,808.00	0010	177.4
	2,000.00	0010	49.9
	2,231.29	0010	43.7
Wtd. Avg. Base and Total Tons	1,267.65		2,419.1
PETITE SIRAH	1,100.00	0010	27.4
	1,200.00	7474	17.1
	1,250.00	0795	3.0
	1,300.00	0910	0.6
Wtd. Avg. Base and Total Tons	1,147.40		48.1
PINOT NOIR	800.00	0200	23.0
	1,000.00	6555	136.3
	1,000.00	7473	147.6
	1,200.00	0010	60.4
	1,300.00	7474	102.4
	1,600.00	0010	4.4
Wtd. Avg. Base and Total Tons	1,086.14		474.1
SANGIOVETO/SANGIOVESE	1,300.00	7465	38.3
	1,300.00	7915	4.3
	2,100.00	0010	68.6
	2,600.00	0790	3.0
Wtd. Avg. Base and Total Tons	1,814.71		114.2

District, Type, and Variety	Base Price Per Ton	Brix Factors	Tons
	Dollars	Code a/	

SYRAH/FRENCH SYRAH-SHIRAZ	850.00	1100	6.8
	1,300.00	1100	1.0
	2,250.00	0790	7.0
	2,500.00	0780	15.8
Wtd. Avg. Base and Total Tons	2,036.93		30.6
ZINFANDEL	450.00	1675	72.6
	600.00	1995	309.1
	675.00	0010	28.6
	750.00	0010	1.0
	1,000.00	1100	3.8
	1,363.50	0010	11.2
	1,550.00	1080	4.0
	1,900.00	0010	12.3
Wtd. Avg. Base and Total Tons	648.05		442.6

DISTRICT 06

TABLE GRAPES

BLACK PRINCE/ROSE OF PERU	600.00	0010	11.4
Wtd. Avg. Base and Total Tons	600.00		11.4

WINE GRAPES (WHITE)

CHARDONNAY	1,000.00	0010	392.9
	1,050.00	0130	249.5
	1,100.00	0010	192.9
	1,100.00	0910	155.0
	1,190.00	7070	84.7
	1,200.00	0780	7.9
	1,200.00	0910	1.0
	1,200.00	7460	305.7
	1,200.00	7465	1,558.7
	1,300.00	0010	453.5
	1,300.00	0655	1.5
	1,350.00	0010	73.0
	1,350.00	0920	15.2
	1,350.00	1005	17.0
	1,400.00	0780	17.0
	1,400.00	0910	10.6
	1,400.00	0920	21.3
	1,400.00	7455	104.6
	1,432.24	0010	346.1
	1,440.00	0910	12.5
	1,471.01	0010	104.6
	1,472.00	0010	3.7
	1,500.00	0010	32.5
	1,500.00	0910	2.0
	1,500.00	0920	9.8
	1,532.00	0010	23.0
	1,539.66	0010	75.4
	1,598.80	7850	123.0
	1,600.00	0010	4.4
	1,600.00	0780	6.9
	1,600.00	0920	26.1
	1,627.86	7465	136.5
	1,631.62	7070	269.6
	1,650.00	0780	38.7
	1,650.00	0920	4.6
	1,659.80	1015	795.0
	1,700.00	0010	73.1
	1,800.00	0010	32.5
	1,800.00	0780	2.7
	1,800.00	0920	10.7
	1,850.00	0010	69.7
	1,867.91	0010	25.0
	2,000.00	0010	24.1
	2,000.00	0920	11.8
	2,000.00	7763	7.3
	2,100.00	0010	5.9
	2,156.66	0930	12.0
	2,200.00	0780	18.3
	2,400.00	0010	15.5
	2,400.00	0780	9.7
	2,400.00	0920	17.4
	2,425.00	0920	38.1

TABLE 8: BASE PRICE PAID TO GROWERS FOR GRAPES CRUSHED AND DELIVERED TO CALIFORNIA PROCESSORS FROM THE 1999 CROP WITH BRIX FACTORS AND PURCHASED TONNAGE, BY TYPE, VARIETY, REPORTING DISTRICT WHERE GROWN, AND WEIGHTED AVERAGE BASE PRICE.

District, Type, and Variety	Base Price Per Ton	Brix Factors	Tons	District, Type, and Variety	Base Price Per Ton	Brix Factors	Tons
	Dollars	Code a/			Dollars	Code a/	
DISTRICT 06 (Cont'd.)				Wtd. Avg. Base and Total Tons	852.09		32.7
CHARDONNAY (Cont'd.)	2,500.00	0010	12.4	TOCAI FRIULANO	1,550.00	0010	7.8
	2,500.00	0780	4.3	Wtd. Avg. Base and Total Tons	1,550.00		7.8
	2,500.00	0920	27.5	VIOGNIER	800.00	0010	4.3
	2,600.00	0920	1.1		800.00	0920	0.8
	3,500.00	0780	2.2		1,060.50	0010	140.9
Wtd. Avg. Base and Total Tons	1,377.28		6,097.7		1,200.00	0010	0.2
CHENIN BLANC	566.38	0770	12.6		1,500.00	0910	0.7
Wtd. Avg. Base and Total Tons	566.38		12.6		1,800.00	0010	1.8
GEWURZTRAMINER	700.00	0010	12.8	Wtd. Avg. Base and Total Tons	1,062.77		148.7
	950.00	0920	1.8	WHITE RIESLING	700.00	0910	5.4
Wtd. Avg. Base and Total Tons	730.82		14.6	Wtd. Avg. Base and Total Tons	700.00		5.4
GRAY RIESLING	1,000.00	0010	7.3	OTHER WHITE b/	1,550.00	0010	20.5
Wtd. Avg. Base and Total Tons	1,000.00		7.3		1,550.00	7070	4.2
MARSANNE	1,300.00	0910	4.9	Wtd. Avg. Base and Total Tons	1,550.00		24.7
	1,600.00	0780	11.0	WINE GRAPES (RED)			
	1,600.00	0920	3.5	ALICANTE BOUSCHET	700.00	0010	13.2
Wtd. Avg. Base and Total Tons	1,524.23		19.4		900.00	0010	2.0
MUSCAT BLANC/M CANELLI	550.00	0770	2.5		1,724.58	0115	0.7
	600.00	1080	1.0	Wtd. Avg. Base and Total Tons	770.26		15.9
	1,400.00	0010	1.7	CABERNET FRANC	1,400.00	0010	1.0
Wtd. Avg. Base and Total Tons	837.50		5.2		1,400.00	0910	1.1
PALOMINO/G CHASSELAS	225.00	0010	8.5		1,400.00	0920	11.7
	600.00	0115	1.3		1,450.00	0010	1.9
	700.00	0010	12.9		1,491.77	1015	29.1
	850.00	0780	1.2		1,600.00	0010	4.0
Wtd. Avg. Base and Total Tons	533.16		23.9		2,000.00	0010	4.1
PINOT BLANC	1,200.00	0920	2.8		2,500.00	1080	4.5
Wtd. Avg. Base and Total Tons	1,200.00		2.8		2,725.16	0010	1.4
PINOT GRIS	1,200.00	0010	1.5		2,725.16	0780	1.3
	1,400.00	0010	23.8		2,725.17	0920	1.4
	1,479.87	7465	7.4	Wtd. Avg. Base and Total Tons	1,666.81		61.5
	1,550.00	0010	12.5	CABERNET SAUVIGNON	800.00	0780	2.9
	1,650.00	0010	11.4		900.04	1120	10.7
Wtd. Avg. Base and Total Tons	1,488.62		56.6		1,000.00	0010	451.8
ROUSANNE	1,000.00	0800	0.2		1,050.00	0130	440.3
	1,600.00	0770	2.1		1,100.00	0010	89.2
Wtd. Avg. Base and Total Tons	1,547.83		2.3		1,100.00	0780	16.1
SAUVIGNON BLANC	325.00	0010	8.1		1,200.00	0760	1.0
	500.00	0920	1.2		1,200.00	7474	72.6
	550.00	0010	2.5		1,300.00	0010	18.6
	700.00	7150	199.4		1,379.00	0910	5.0
	700.00	7465	257.2		1,400.00	0010	3.8
	757.50	0010	56.8		1,400.00	0900	6.0
	757.50	6145	248.3		1,400.00	0920	9.2
	800.00	0010	15.8		1,400.00	1080	45.7
	950.00	0010	6.9		1,500.00	0010	194.7
	1,000.00	0010	47.8		1,550.00	0010	24.5
Wtd. Avg. Base and Total Tons	737.36		844.0		1,600.00	0010	7.6
SEMILLON	550.00	0770	2.5		1,800.00	0010	12.7
	800.00	0010	5.5		1,800.00	0910	16.0
	800.00	0910	5.7		2,100.00	0010	12.9
	850.00	0010	4.8		2,300.00	0010	15.3
	881.33	0910	12.4		2,300.00	0910	9.5
	1,400.00	0010	1.8		2,300.00	0920	2.6
					2,300.00	0930	2.0
					2,400.00	0010	2.0
					2,421.73	0010	0.7
					2,500.00	0010	4.1
					2,500.00	0780	6.6
					2,500.00	0920	18.3
					2,700.00	0010	1.8
					2,700.00	0930	10.3
					2,725.16	0780	12.1
					2,725.16	0900	8.7
					2,725.17	0920	25.4

TABLE 8: BASE PRICE PAID TO GROWERS FOR GRAPES CRUSHED AND DELIVERED TO CALIFORNIA PROCESSORS FROM THE 1999 CROP WITH BRIX FACTORS AND PURCHASED TONNAGE, BY TYPE, VARIETY, REPORTING DISTRICT WHERE GROWN, AND WEIGHTED AVERAGE BASE PRICE.

District, Type, and Variety	Base Price Per Ton	Brix Factors	Tons	District, Type, and Variety	Base Price Per Ton	Brix Factors	Tons
	Dollars	Code a/			Dollars	Code a/	
DISTRICT 06 (Cont'd.)					1,550.00	0010	33.8
CABERNET SAUVIGNON (Cont'd.)	2,800.00	0010	5.7		1,600.00	0780	79.4
					2,000.00	0780	9.9
					2,100.00	0010	13.2
Wtd. Avg. Base and Total Tons	1,272.95		1,566.4	Wtd. Avg. Base and Total Tons	1,079.57		732.7
CARIGNANE	600.00	0010	20.1	MERLOT	800.00	0010	1.0
	600.00	0780	2.8		1,000.00	0010	589.9
	600.00	0930	36.9		1,000.00	0900	13.0
	650.00	0010	4.3		1,050.00	0130	585.7
	650.00	1100	56.1		1,100.00	0010	12.1
	700.00	0010	46.8		1,111.00	0010	342.8
	800.00	0010	10.7		1,200.00	0010	8.9
	800.00	0930	33.3		1,250.00	8175	39.3
	800.00	7967	39.8		1,300.00	1080	10.1
	989.95	0010	35.1		1,300.00	7465	214.2
	1,000.00	0010	15.0		1,400.00	0010	10.0
	1,000.00	0780	38.0		1,400.00	0920	6.9
	1,049.26	0930	51.2		1,400.00	1070	3.4
	1,100.00	0010	2.7		1,408.75	7455	79.2
	1,724.58	0115	10.4		1,496.15	7850	113.9
Wtd. Avg. Base and Total Tons	836.59		403.2		1,500.00	0010	170.1
					1,500.00	0920	1.8
CINSAULT	800.00	0010	8.8		1,500.00	1080	84.2
	1,050.00	0010	0.8		1,539.39	7465	168.4
Wtd. Avg. Base and Total Tons	820.83		9.6		1,550.00	0010	12.0
					1,550.00	0770	120.6
COUNOISE	1,000.00	0578	5.9		1,600.00	0010	40.4
Wtd. Avg. Base and Total Tons	1,000.00		5.9		1,600.00	0910	5.2
					1,600.00	1080	5.5
DOLCETTO	1,800.00	0010	3.0		1,612.62	7750	91.3
Wtd. Avg. Base and Total Tons	1,800.00		3.0		1,650.00	0010	11.6
					1,650.00	1090	44.5
FREISA	1,650.00	0010	3.4		1,680.80	1015	401.9
Wtd. Avg. Base and Total Tons	1,650.00		3.4		1,700.00	0010	7.4
					1,800.00	0010	60.6
GRAND NOIR	750.00	8184	0.8		1,850.00	0010	5.4
	900.00	0010	2.6		1,950.00	0010	2.0
Wtd. Avg. Base and Total Tons	864.71		3.4		2,000.00	0010	6.6
					2,030.00	0010	25.7
GRENACHE	700.00	0010	9.5		2,078.00	0010	36.1
	800.00	0010	0.3		2,100.00	0920	6.1
	1,000.00	0010	5.2		2,200.00	1090	5.4
	1,000.00	0578	2.7		2,350.00	1080	3.3
	1,300.00	0010	0.4		2,400.00	0010	0.1
	1,400.00	0680	28.8		2,500.00	0930	3.1
Wtd. Avg. Base and Total Tons	1,186.14		46.9		2,700.00	0930	5.5
					2,725.16	0010	1.3
MALBEC	1,500.00	0930	1.8		2,725.16	0780	1.3
	1,600.00	0010	1.6		2,725.17	0920	1.3
Wtd. Avg. Base and Total Tons	1,547.06		3.4	Wtd. Avg. Base and Total Tons	1,328.47		3,359.1
MATARO/MOURVEDRE	700.00	0010	216.0	NEBBIOLO	1,800.00	0010	4.0
	700.00	0780	42.0		2,100.00	0010	1.6
	750.00	0010	12.4	Wtd. Avg. Base and Total Tons	1,885.71		5.6
	800.00	0010	3.8				
	800.00	0780	4.7	PETITE SIRAH	800.00	0010	1.2
	800.00	1100	8.0		1,100.00	0010	4.8
	950.00	1215	8.0		1,100.00	0920	1.2
	1,000.00	0010	77.6		1,100.00	1080	7.2
	1,050.00	0010	14.9		1,250.00	0010	9.0
	1,150.00	0920	5.7		1,300.00	1100	22.5
	1,200.00	0010	21.1		1,400.00	0920	0.8
	1,200.00	0780	28.8	Wtd. Avg. Base and Total Tons	1,222.70		46.7
	1,200.00	1080	16.0				
	1,200.00	7967	53.6	PETITE VERDOT	1,800.00	0010	1.3
	1,250.00	0010	30.6	Wtd. Avg. Base and Total Tons	1,800.00		1.3
	1,250.00	0920	17.0				
	1,300.00	0010	0.3	PINOT NOIR	1,000.00	0010	18.9
	1,400.00	0010	13.1		1,050.00	0130	17.5
	1,400.00	0780	22.8		1,300.00	0920	1.4
					1,469.30	0930	44.4
					1,700.00	0010	4.3
					1,750.00	0780	0.5

TABLE 8: BASE PRICE PAID TO GROWERS FOR GRAPES CRUSHED AND DELIVERED TO CALIFORNIA PROCESSORS FROM THE 1999 CROP WITH BRIX FACTORS AND PURCHASED TONNAGE, BY TYPE, VARIETY, REPORTING DISTRICT WHERE GROWN, AND WEIGHTED AVERAGE BASE PRICE.

District, Type, and Variety	Base Price Per Ton	Brix Factors	Tons	District, Type, and Variety	Base Price Per Ton	Brix Factors	Tons
	Dollars	Code a/			Dollars	Code a/	
DISTRICT 06 (Cont'd.)							
PINOT NOIR (Cont'd.)	1,800.00	7465	8.4		1,200.00	1100	6.3
	1,850.00	0930	4.3		1,200.00	7474	330.1
	1,900.00	0010	1.8		1,250.00	0010	2.8
	1,939.95	1015	13.7		1,250.00	0920	15.0
	1,975.00	0010	18.7		1,300.00	1100	46.1
	2,000.00	0010	9.4		1,350.00	0010	0.7
	2,100.00	0010	1.3		1,400.00	0010	13.9
	2,200.00	0010	9.2		1,400.00	0780	92.9
	2,200.00	0920	5.1		1,450.00	1080	4.0
	2,300.00	0010	1.9		1,450.00	1090	13.9
	2,300.00	0780	1.7		1,450.00	1100	6.1
	2,400.00	0010	1.0		1,500.00	1100	12.1
	2,400.00	0780	2.3		1,600.00	0010	22.4
	2,400.00	0920	1.8		1,700.00	0010	10.9
	2,500.00	1080	21.5		1,724.58	0115	50.2
	2,600.00	0920	0.9		1,800.00	0930	0.9
					2,000.00	0010	53.4
					2,250.00	1090	12.7
Wtd. Avg. Base and Total Tons	1,748.01		190.0	Wtd. Avg. Base and Total Tons	1,152.17		1,338.6
REFOSCO/MONDEUSE	1,800.00	0010	6.1	OTHER RED b/	1,650.00	7750	1.8
Wtd. Avg. Base and Total Tons	1,800.00		6.1	Wtd. Avg. Base and Total Tons	1,650.00		1.8
SANGIOVETO/SANGIOVESE	1,100.00	0010	22.4	DISTRICT 07			
	1,600.00	0010	3.3	WINE GRAPES (WHITE)			
	1,600.00	0910	4.4	CHARDONNAY	300.00	0010	8.0
	1,600.00	7182	9.2		800.00	0010	11.7
	1,850.00	0010	7.3		800.00	7040	117.4
	3,000.00	0010	2.2		1,000.00	0910	1,228.4
Wtd. Avg. Base and Total Tons	1,471.00		48.8		1,100.00	0200	222.0
SOUZAO	1,300.00	0580	4.3		1,100.00	0910	23.3
Wtd. Avg. Base and Total Tons	1,300.00		4.3		1,100.00	7750	177.3
SYRAH/FRENCH SYRAH-SHIRAZ	800.00	0010	9.5		1,120.00	0910	141.4
	950.00	1215	9.1		1,150.00	7410	183.4
	1,000.00	0010	17.8		1,200.00	0010	70.8
	1,010.00	0010	8.3		1,200.00	0770	108.4
	1,100.00	0920	7.4		1,200.00	0780	115.8
	1,300.00	0920	17.7		1,200.00	0910	590.8
	1,400.00	0010	4.5		1,200.00	7465	330.5
	1,400.00	0920	14.8		1,218.00	0010	73.5
	1,500.00	0010	39.5		1,246.36	0010	25.5
	2,000.00	0010	2.9		1,250.00	0010	58.9
	3,000.00	0010	4.7		1,280.50	7465	693.2
Wtd. Avg. Base and Total Tons	1,319.74		136.2		1,295.65	0010	41.5
TEROLDEGO	1,800.00	5315	1.7		1,300.00	0010	852.7
	1,900.00	0010	6.5		1,300.00	0770	1,033.2
	1,950.00	7750	2.7		1,300.00	0780	63.5
Wtd. Avg. Base and Total Tons	1,896.79		10.9		1,300.00	0920	1.8
ZINFANDEL	500.00	0010	20.7		1,300.00	7070	1,791.4
	600.00	0780	42.7		1,300.00	7340	254.1
	650.00	0010	0.4		1,300.00	7750	46.8
	700.00	0010	56.3		1,350.00	0010	206.0
	800.00	0010	122.3		1,350.00	7070	485.7
	800.00	0780	51.0		1,365.00	0010	13.8
	850.00	1100	9.1		1,365.00	7070	237.9
	875.00	1100	56.4		1,375.00	1000	205.6
	900.00	0010	2.1		1,400.00	0010	506.0
	950.00	1215	7.5		1,400.00	0667	97.2
	1,000.00	0010	84.7		1,400.00	0910	164.7
	1,000.00	0780	41.1		1,400.00	0920	26.5
	1,000.00	7474	4.9		1,400.00	7070	367.5
	1,085.90	1080	4.1		1,400.00	7390	110.2
	1,100.00	1080	30.8		1,400.00	7545	138.1
	1,100.00	1100	37.7		1,400.00	7750	28.5
	1,150.00	0010	20.8		1,400.00	7765	386.7
	1,150.00	1100	31.6		1,412.53	0010	174.6
	1,185.00	0920	3.7		1,412.53	0200	48.7
	1,200.00	0010	10.1		1,412.53	6540	533.0
	1,200.00	1080	6.2		1,425.00	0010	125.2
					1,432.24	0010	88.7
					1,432.24	0780	19.0
					1,432.24	8297	252.4
					1,435.00	0770	88.7
					1,440.00	0010	674.6
					1,446.59	0010	22.2

TABLE 8: BASE PRICE PAID TO GROWERS FOR GRAPES CRUSHED AND DELIVERED TO CALIFORNIA PROCESSORS FROM THE 1999 CROP WITH BRIX FACTORS AND PURCHASED TONNAGE, BY TYPE, VARIETY, REPORTING DISTRICT WHERE GROWN, AND WEIGHTED AVERAGE BASE PRICE.

District, Type, and Variety	Base Price Per Ton	Brix Factors	Tons	District, Type, and Variety	Base Price Per Ton	Brix Factors	Tons
	Dollars	Code a/			Dollars	Code a/	
DISTRICT 07 (Cont'd.)					1,000.00	2295	218.0
					1,690.00	0010	6.8
CHARDONNAY (Cont'd.)	1,446.59	7850	58.6	Wtd. Avg. Base and Total Tons	965.62		1,731.9
	1,450.00	0010	109.6	FRENCH COLOMBARD	500.00	6250	21.3
	1,450.00	7070	616.2		750.00	0010	54.5
	1,450.00	7465	69.1		750.00	0200	387.6
	1,465.54	0010	169.0	Wtd. Avg. Base and Total Tons	738.51		463.4
	1,465.55	0010	191.2	GEWURZTRAMINER	700.00	0920	10.5
	1,475.00	0910	43.6		875.00	0010	8.0
	1,490.24	7070	85.0		895.84	0010	82.1
	1,500.00	0010	988.3		900.00	0010	36.2
	1,500.00	7750	51.7		900.00	0755	271.5
	1,525.00	7465	25.4		912.00	0010	20.0
	1,553.78	0010	90.0		956.00	0010	16.0
	1,587.02	0010	29.9		959.50	0200	127.5
	1,587.02	0200	1,553.5		959.81	0010	127.4
	1,587.02	7765	98.5		1,000.00	0770	27.6
	1,588.00	7290	19.9		1,005.26	0010	15.2
	1,589.00	0775	8.3		1,150.00	0010	1.0
	1,600.00	0010	176.3	Wtd. Avg. Base and Total Tons	924.64		743.0
	1,600.00	0910	22.4	MALVASIA BIANCA	1,000.00	0010	51.2
	1,600.00	0920	63.3		1,000.00	0780	25.4
	1,600.00	7465	19.0		1,600.00	0780	59.0
	1,627.86	7465	171.8	Wtd. Avg. Base and Total Tons	1,261.06		135.6
	1,634.05	1070	32.6	MARSANNE	1,200.00	0010	21.2
	1,650.00	0010	137.1		1,900.00	0910	17.1
	1,650.00	0900	9.9		2,915.81	0680	2.1
	1,650.00	0915	8.0	Wtd. Avg. Base and Total Tons	1,585.48		40.4
	1,650.00	0920	19.6	MUSCAT BLANC/M CANELLI	1,000.00	0667	0.5
	1,650.00	7070	563.4	Wtd. Avg. Base and Total Tons	1,000.00		0.5
	1,667.00	7290	55.5	MUSCAT ORANGE	1,000.00	0010	0.9
	1,676.25	0010	33.4		1,000.00	0667	1.5
	1,676.25	7070	340.7		1,500.00	0770	4.0
	1,690.00	0780	50.3		1,690.00	0780	18.1
	1,700.00	0010	51.8	Wtd. Avg. Base and Total Tons	1,591.39		24.5
	1,700.00	0115	1.6	PINOT BLANC	800.00	0010	108.9
	1,700.00	0125	419.4		900.00	0010	126.0
	1,700.00	1080	17.6		900.00	0910	25.3
	1,725.00	0665	215.5		943.91	0010	7.2
	1,750.00	0010	131.5		1,000.00	0010	123.4
	1,750.00	0665	15.6		1,050.00	0010	50.1
	1,750.00	0920	61.7		1,100.00	0010	3.8
	1,750.00	0940	42.5		1,200.00	0010	7.6
	1,775.00	0010	27.9		1,200.00	0115	15.0
	1,776.00	0010	481.3		1,200.00	0910	35.7
	1,800.00	0010	881.5		1,200.00	7070	158.3
	1,800.00	0665	120.1		1,225.00	0010	55.9
	1,800.00	0667	52.1		1,300.00	0780	23.2
	1,800.00	0775	47.5		1,400.00	0667	9.9
	1,800.00	0780	33.7		1,690.00	0010	15.1
	1,800.00	0920	84.0		3,500.00	0010	11.1
	1,800.00	1080	134.2		4,560.00	0010	0.8
	1,800.00	6525	13.2	Wtd. Avg. Base and Total Tons	1,094.44		777.3
	1,800.00	6555	1,349.6	PINOT GRIS	1,100.00	0200	25.2
	1,800.00	7070	1,934.6		1,200.00	0010	52.6
	1,800.00	7290	35.5		1,300.00	0010	62.2
	1,800.00	7750	275.1		1,300.00	7070	44.4
	1,800.00	7965	247.6		1,316.00	0010	20.3
	1,800.00	8175	11.0		1,365.00	0010	19.8
	1,800.00	8195	113.2		1,365.00	7070	49.5
	1,817.83	0920	43.5		1,400.00	0010	31.6
	1,875.00	0780	20.1		1,450.00	0200	9.5
	1,893.97	0010	77.2		1,600.00	0010	19.0
	1,900.00	0665	21.7				
	1,900.00	0910	472.7				
	2,000.00	0010	2.8				
	2,000.00	0920	23.4				
	2,250.00	0010	25.0				
	2,750.00	0010	208.3				
Wtd. Avg. Base and Total Tons	1,498.81		26,871.9				
CHENIN BLANC	600.00	5135	105.8				
	700.00	0125	12.8				
	748.00	0760	18.8				
	800.00	0010	63.2				
	900.00	0840	6.9				
	1,000.00	0010	351.8				
	1,000.00	0200	947.8				

TABLE 8: BASE PRICE PAID TO GROWERS FOR GRAPES CRUSHED AND DELIVERED TO CALIFORNIA PROCESSORS FROM THE 1999 CROP WITH BRIX FACTORS AND PURCHASED TONNAGE, BY TYPE, VARIETY, REPORTING DISTRICT WHERE GROWN, AND WEIGHTED AVERAGE BASE PRICE.

District, Type, and Variety	Base Price Per Ton	Brix Factors	Tons	District, Type, and Variety	Base Price Per Ton	Brix Factors	Tons
	Dollars	Code a/			Dollars	Code a/	
DISTRICT 07 (Cont'd.)					1,000.00	0835	40.0
PINOT GRIS (Cont'd.)	1,775.00	0010	13.3		1,322.95	0680	4.3
	1,800.00	0920	8.6		1,568.65	1222	24.6
	2,207.38	0780	9.9		1,690.00	0780	13.4
	3,500.00	0010	16.9		3,600.00	0010	1.9
Wtd. Avg. Base and Total Tons	1,460.91		382.8	Wtd. Avg. Base and Total Tons	844.25		4,077.1
SAUVIGNON BLANC	700.00	0910	6.7	OTHER WHITE b/	1,450.00	0010	0.7
	750.00	6130	141.9		1,479.87	7465	7.0
	850.00	0010	25.0		1,533.26	0680	1.6
	900.00	0760	77.3		1,550.00	0010	8.4
	950.00	0667	2.2	Wtd. Avg. Base and Total Tons	1,516.80		17.7
	1,000.00	0010	244.9	WINE GRAPES (RED)			
	1,000.00	0910	83.2	BARBERA	1,600.00	0780	13.1
	1,000.00	6555	174.7		1,915.69	0010	17.9
	1,042.43	0200	112.2		4,130.78	0680	18.5
	1,050.00	0665	39.3	Wtd. Avg. Base and Total Tons	2,660.01		49.5
	1,100.00	0010	72.0	CABERNET FRANC	1,000.00	0010	73.2
1,116.45	0780	58.5		1,000.00	0780	39.1	
1,150.00	0780	10.3		1,100.00	0010	74.7	
1,151.24	0010	217.6		1,100.00	1080	6.8	
1,250.00	0200	335.7		1,350.00	0010	64.0	
1,250.00	0665	40.6		1,690.00	0010	4.0	
1,350.00	0780	9.7		1,750.00	0920	5.1	
1,350.00	0790	14.2		2,000.00	0780	8.6	
1,600.00	0010	61.0		2,000.00	1070	1.1	
Wtd. Avg. Base and Total Tons	1,084.05		1,727.0	Wtd. Avg. Base and Total Tons	1,169.32		276.6
SCHUREBE	2,629.89	0680	0.9	CABERNET SAUVIGNON	750.00	0010	260.1
Wtd. Avg. Base and Total Tons	2,629.89		0.9		800.00	0010	4.0
SEMILLON	700.00	0910	2.5		1,000.00	0010	38.5
	1,000.00	0780	15.9		1,000.00	0200	360.2
Wtd. Avg. Base and Total Tons	959.24		18.4		1,000.00	6540	432.2
TOCAI FRIULANO	1,450.00	7070	6.8		1,000.00	7070	179.3
	1,479.87	7465	8.1		1,100.00	0910	13.7
	1,550.00	0010	3.5		1,100.00	6260	804.3
Wtd. Avg. Base and Total Tons	1,482.17		18.4		1,100.00	7070	202.1
VIOGNIER					1,100.00	7410	377.3
	1,000.00	0010	1.7		1,100.00	7750	119.1
	1,200.00	0010	34.5		1,120.00	0910	67.3
	1,250.00	0010	8.1		1,150.00	0200	218.2
	1,571.09	8270	18.0		1,150.00	6555	2.3
	1,750.00	0010	6.7		1,167.61	7750	65.6
	1,750.00	0910	6.3		1,200.00	0010	31.9
	1,915.69	0010	5.6		1,200.00	0780	73.3
	2,200.00	0910	19.3		1,200.00	0910	44.0
	3,500.00	0010	5.7		1,200.00	7465	13.6
	5,571.44	0680	4.0		1,200.00	7590	180.0
Wtd. Avg. Base and Total Tons	1,816.91		109.9		1,200.00	7750	160.8
WHITE RIESLING					1,211.10	7040	215.0
	700.00	0920	9.0		1,211.22	0910	587.1
	760.98	2240	194.4		1,211.22	7750	724.3
	780.98	2240	937.9		1,216.26	0200	199.1
	785.00	0010	5.8		1,218.54	7455	93.3
	792.24	0010	370.2		1,221.04	0010	38.1
	800.00	0010	425.2		1,250.00	0010	44.5
	800.00	0780	54.9		1,250.00	1090	11.5
	800.00	7465	206.5		1,250.00	7410	48.3
	823.52	0010	285.1		1,272.00	0010	141.2
	837.48	0200	24.7		1,272.00	7070	128.3
	850.00	0010	191.3		1,300.00	0010	14.1
	900.00	0010	268.7		1,300.00	0780	34.2
	900.00	0760	267.2		1,300.00	0910	27.8
	900.00	0900	231.7		1,300.00	0920	6.8
	900.00	3167	113.8		1,300.00	0930	4.4
	912.00	0010	63.6		1,300.00	7850	73.8
	912.00	0760	83.5		1,350.00	0910	229.8
	950.00	3167	208.2		1,400.00	0010	655.3
	1,000.00	0010	18.8		1,400.00	6555	405.1
	1,000.00	0770	32.4		1,400.00	7850	49.6
					1,440.28	1015	310.8
					1,500.00	0010	726.7
					1,500.00	0780	45.6

TABLE 8: BASE PRICE PAID TO GROWERS FOR GRAPES CRUSHED AND DELIVERED TO CALIFORNIA PROCESSORS FROM THE 1999 CROP WITH BRIX FACTORS AND PURCHASED TONNAGE, BY TYPE, VARIETY, REPORTING DISTRICT WHERE GROWN, AND WEIGHTED AVERAGE BASE PRICE.

District, Type, and Variety	Base Price Per Ton	Brix Factors	Tons	District, Type, and Variety	Base Price Per Ton	Brix Factors	Tons			
	Dollars	Code a/			Dollars	Code a/				
DISTRICT 07 (Cont'd.)										
CABERNET SAUVIGNON (Cont'd.)	1,500.00	6540	147.8		1,324.13	0010	93.7			
	1,500.00	7455	196.6		1,347.00	0420	44.1			
	1,500.00	8175	230.3		1,347.22	0010	215.4			
	1,660.80	0200	1,536.3		1,350.00	0010	316.0			
	1,690.00	0010	57.8		1,350.00	6555	63.8			
	2,000.00	0115	7.4		1,350.00	7465	112.0			
	2,000.00	1070	3.3		1,350.00	7750	330.4			
	4,991.07	0780	5.6		1,350.88	7455	212.2			
					1,350.98	0910	683.6			
					1,351.00	0910	137.1			
Wtd. Avg. Base and Total Tons	1,300.87		10,647.6		1,367.00	8215	2.5			
CARIGNANE	850.00	1030	6.4		1,400.00	0010	211.6			
					1,400.00	0920	9.5			
					1,400.00	7465	53.8			
					1,400.00	7750	139.0			
Wtd. Avg. Base and Total Tons	850.00		6.4		1,409.05	0010	250.9			
CINSAULT	780.84	0309	29.6		1,425.00	0010	153.0			
					1,446.25	7465	507.7			
					1,450.00	8175	17.8			
					1,500.00	0010	251.4			
Wtd. Avg. Base and Total Tons	780.84		29.6		1,500.00	0130	34.7			
DOLCETTO	1,298.89	0309	39.4		1,500.00	8175	250.9			
					1,527.00	0010	6.9			
					1,539.39	7465	75.7			
					1,550.00	0200	1,896.5			
Wtd. Avg. Base and Total Tons	1,298.89		39.4		1,550.00	1000	179.7			
FREISA	2,580.40	0309	1.1		1,550.00	3130	256.8			
					1,555.00	1085	47.8			
					1,593.00	0010	13.4			
					1,600.00	0920	28.3			
Wtd. Avg. Base and Total Tons	2,580.40		1.1		1,680.00	0290	0.4			
GAMAY (NAPA)	858.52	0200	47.2		1,690.00	0010	45.7			
	900.00	0010	130.6		1,800.00	0930	1.6			
	920.20	0200	60.9		2,600.00	0010	2.7			
	920.20	0430	78.9							
Wtd. Avg. Base and Total Tons	902.73		317.6	Wtd. Avg. Base and Total Tons	1,352.99		10,663.9			
GRENACHE	800.00	1090	0.6	NEBBIOLO	1,000.00	0010	0.5			
	900.30	0780	90.3		1,200.00	0010	6.8			
	920.20	0200	284.7		1,300.00	0010	13.6			
	1,000.00	0780	3.0		1,800.00	0930	0.4			
	1,000.00	8378	26.7		3,467.03	0680	7.9			
	1,025.00	0010	24.1							
	1,597.94	0920	5.3		Wtd. Avg. Base and Total Tons	1,864.71		29.2		
	1,690.00	0010	3.0							
Wtd. Avg. Base and Total Tons	940.60		437.7	NEGRETTE	1,800.00	0010	9.7			
MALBEC	1,000.00	0010	1.0		1,915.69	0010	8.7			
	1,400.00	0010	3.7	Wtd. Avg. Base and Total Tons	1,854.70		18.4			
Wtd. Avg. Base and Total Tons	1,314.89		4.7	PETITE SIRAH	882.00	8215	9.9			
MATARO/MOURVEDRE	1,750.00	0010	22.0		1,200.00	0010	40.3			
					1,200.00	0920	52.9			
					1,200.00	7825	39.5			
					1,450.00	8378	24.8			
Wtd. Avg. Base and Total Tons	1,750.00		22.0		1,500.00	0920	10.9			
MERLOT	800.00	0910	301.0	Wtd. Avg. Base and Total Tons	1,235.46		178.3			
	1,000.00	1090	18.0	PETITE VERDOT	1,400.00	0010	1.6			
	1,100.00	0010	598.7		Wtd. Avg. Base and Total Tons	1,400.00		1.6		
	1,100.00	0200	33.4		PFEFFER CABERNET	1,200.00	0010	2.7		
	1,100.00	0780	32.5			Wtd. Avg. Base and Total Tons	1,200.00		2.7	
	1,100.00	7070	72.6			PINOT NOIR	900.00	0010	114.4	
	1,100.00	7075	388.1					900.00	7750	10.3
	1,120.00	0910	132.5					950.00	0910	75.2
	1,150.00	6555	15.4					1,000.00	0010	136.2
	1,200.00	0010	100.3				1,107.26	0930	5.1	
	1,200.00	0780	40.4				1,200.00	0930	21.3	
	1,200.00	8007	23.0				1,280.00	8175	142.7	
	1,235.80	6555	8.6				1,300.00	0010	33.9	
	1,235.85	6540	481.7				1,300.00	0200	121.4	
	1,235.85	6555	141.3				1,300.00	7345	87.0	
	1,269.00	6555	22.7			1,300.00	7750	35.5		
	1,288.00	0010	56.1			1,300.00	8175	72.7		
	1,300.00	0010	133.8							
	1,300.00	0910	167.3							
	1,300.00	1145	120.1							
	1,300.00	7340	112.7							
1,300.00	7345	338.4								
1,300.00	7750	678.7								

TABLE 8: BASE PRICE PAID TO GROWERS FOR GRAPES CRUSHED AND DELIVERED TO CALIFORNIA PROCESSORS FROM THE 1999 CROP WITH BRIX FACTORS AND PURCHASED TONNAGE, BY TYPE, VARIETY, REPORTING DISTRICT WHERE GROWN, AND WEIGHTED AVERAGE BASE PRICE.

District, Type, and Variety	Base Price Per Ton	Brix Factors	Tons	District, Type, and Variety	Base Price Per Ton	Brix Factors	Tons
	Dollars	Code a/			Dollars	Code a/	
DISTRICT 07 (Cont'd.)							
PINOT NOIR (Cont'd.)	1,350.00	0930	36.7		1,200.00	0780	9.4
	1,400.00	0010	64.2		1,200.00	7750	19.4
	1,400.00	0920	11.6		1,300.00	0010	6.2
	1,400.00	6555	15.4		1,308.00	0760	2.1
	1,500.00	0010	382.2		1,350.00	7465	47.2
	1,500.00	0920	145.8		1,600.00	0780	19.8
	1,500.00	0930	38.6		1,680.00	0780	24.9
	1,500.00	7750	119.9		1,690.00	0010	4.9
	1,501.35	0010	52.8		1,800.00	0930	1.6
	1,501.35	0200	199.1	Wtd. Avg. Base and Total Tons	3,500.00	0010	28.1
	1,501.35	0430	306.7		1,268.43		652.2
	1,546.57	7465	373.3	SOUZAO	1,279.00	0645	6.3
	1,569.38	0010	104.9	Wtd. Avg. Base and Total Tons	1,279.00		6.3
	1,600.00	0430	157.9	SYRAH/FRENCH SYRAH-SHIRAZ	1,000.00	0930	10.0
	1,600.00	0510	60.4		1,100.00	0010	41.3
	1,600.00	8175	47.6		1,100.00	6260	21.1
	1,650.00	0780	59.6		1,100.00	7750	26.1
	1,650.00	0910	15.3		1,200.00	0010	51.1
	1,650.00	0920	39.1		1,200.00	0920	26.2
	1,690.00	0010	1.9		1,218.00	0010	66.1
	1,691.39	7345	91.8		1,218.00	0770	113.2
	1,700.00	0010	37.3		1,221.47	0010	0.5
	1,700.00	0780	30.5		1,221.47	0780	22.6
	1,700.00	0910	344.8		1,238.00	0010	100.0
	1,700.00	0920	15.2		1,250.00	0780	2.6
	1,700.00	7455	230.0		1,300.00	0010	25.9
	1,700.00	7465	71.9		1,300.00	0667	5.7
	1,700.00	8175	222.5		1,300.00	7070	55.4
	1,720.00	8175	23.1		1,381.07	0680	21.0
	1,800.00	0920	18.5		1,394.88	0780	35.0
	1,800.00	1145	27.7		1,400.00	0010	33.9
	1,800.00	7275	63.7		1,450.00	7465	30.9
	1,800.00	7465	37.6		1,597.94	0920	12.5
	1,800.00	7750	11.9		1,600.00	0010	5.2
	1,800.00	8175	85.6		1,600.00	0770	17.6
	1,850.00	0010	5.5		1,600.00	0920	5.7
	1,939.95	1015	23.0		1,690.00	0010	12.3
	2,000.00	0010	6.0		1,700.00	0010	18.6
	2,050.00	0010	5.9		1,700.00	0910	4.3
	2,068.00	0010	58.0		1,750.00	1090	8.9
	2,100.00	0940	15.1		1,800.00	0010	5.2
	2,300.00	0920	4.5		1,800.00	0930	2.5
	2,400.00	0010	1.8		1,800.00	1150	3.8
	2,400.00	0920	15.6		1,800.00	7465	2.9
	2,457.90	1100	11.5		1,850.00	7465	5.6
	2,500.00	1080	20.1		3,000.00	0010	4.6
	2,800.00	0010	8.8	Wtd. Avg. Base and Total Tons	1,312.66		798.3
	2,800.00	0665	1.9	TEROLDEGO	1,950.00	0010	2.0
	2,800.00	0920	13.3	Wtd. Avg. Base and Total Tons	1,950.00		2.0
	2,800.00	0930	1.0	TROUSSEAU	1,915.69	0010	6.5
	2,800.00	0940	7.8	Wtd. Avg. Base and Total Tons	1,915.69		6.5
	2,800.00	1090	10.9	ZINFANDEL	550.00	0645	135.9
	2,800.00	1215	5.3		550.00	0910	124.2
	3,000.00	0010	10.7		850.00	0930	0.6
	3,000.00	0690	9.6		1,217.05	0200	230.5
	3,900.00	1090	5.9		1,300.00	0200	203.1
	4,000.00	0010	4.9		1,300.00	1119	2.0
	4,000.00	0920	2.9		1,300.00	6835	22.1
	4,600.00	1180	5.2		1,750.00	0010	6.3
	5,117.24	0010	5.8		2,000.00	1090	6.4
	5,153.12	0010	6.8	Wtd. Avg. Base and Total Tons	1,016.66		731.1
	5,243.44	0010	6.2	OTHER RED b/	1,680.00	0290	0.2
Wtd. Avg. Base and Total Tons	1,579.34		4,674.8		1,680.00	0309	0.2
PRIMOTIVO	1,500.00	0955	2.0	Wtd. Avg. Base and Total Tons	1,680.00		0.4
Wtd. Avg. Base and Total Tons	1,500.00		2.0				
REFOSCO/MONDEUSE	1,211.22	0010	16.9				
Wtd. Avg. Base and Total Tons	1,211.22		16.9				
SANGIOVETO/SANGIOVESE	900.00	0200	23.4				
	1,100.00	0010	243.7				
	1,100.00	7070	197.7				
	1,200.00	0010	23.8				

TABLE 8: BASE PRICE PAID TO GROWERS FOR GRAPES CRUSHED AND DELIVERED TO CALIFORNIA PROCESSORS FROM THE 1999 CROP WITH BRIX FACTORS AND PURCHASED TONNAGE, BY TYPE, VARIETY, REPORTING DISTRICT WHERE GROWN, AND WEIGHTED AVERAGE BASE PRICE.

District, Type, and Variety	Base Price Per Ton	Brix Factors	Tons	District, Type, and Variety	Base Price Per Ton	Brix Factors	Tons
	Dollars	Code a/			Dollars	Code a/	
DISTRICT 08							
WINE GRAPES (WHITE)							
CHARDONNAY	870.00	7885	238.6		1,700.00	0915	10.2
	928.00	0010	100.0		1,700.00	0920	4.7
	1,000.00	0010	13.9		1,700.00	0930	2.5
	1,000.00	0910	49.2		1,700.00	1080	3.1
	1,000.00	6525	68.9		1,719.73	0010	32.9
	1,000.00	7450	15.0		1,750.00	0010	9.5
	1,068.00	0910	133.0		1,750.00	0910	19.4
	1,078.22	7465	102.5		1,766.45	0910	22.3
	1,100.00	0010	378.6		1,787.00	1090	229.7
	1,100.00	0910	66.5		1,800.00	0010	226.3
	1,100.00	6263	416.8		1,800.00	0780	12.5
	1,116.80	0010	51.6		1,800.00	0920	267.7
	1,146.78	0200	414.3		1,800.00	0930	9.2
	1,150.00	0200	1,460.1		1,800.00	1170	19.9
	1,150.00	7378	96.3		1,800.00	7070	306.4
	1,150.00	7410	318.7		1,800.00	7290	60.3
	1,150.00	8195	28.5		1,803.14	7465	44.9
	1,170.63	0010	179.6		1,850.00	1005	23.6
	1,200.00	0010	137.8		1,861.00	0915	14.7
	1,200.00	0915	4.7		1,900.00	0010	42.6
	1,200.00	0990	4.1		1,900.00	0910	1.9
	1,200.00	5300	500.4		1,900.00	0920	15.8
	1,200.00	7070	36.7		1,935.05	0010	107.7
	1,200.00	7465	112.8		1,962.70	0010	15.0
	1,200.00	8245	10.1		2,000.00	0010	460.4
	1,217.20	0010	319.9		2,000.00	0125	21.5
	1,250.00	0010	24.7		2,000.00	0780	34.8
	1,250.00	7850	70.8		2,000.00	0910	16.6
	1,300.00	0010	100.0		2,000.00	0915	8.2
	1,300.00	1100	2.8		2,000.00	0920	35.5
	1,300.00	7465	133.9		2,000.00	7465	28.8
	1,325.00	0920	95.6		2,033.45	6430	162.7
	1,346.89	0010	55.0		2,035.30	0805	289.5
	1,350.00	0010	326.0		2,042.86	0010	7.0
	1,350.00	0780	7.5		2,075.00	0930	1.4
	1,350.00	8195	43.8		2,075.00	7380	4.5
	1,400.00	0010	19.2		2,087.95	0010	7.5
	1,400.00	7070	201.5		2,100.00	0010	35.5
	1,400.00	7410	872.4		2,100.00	0920	3.1
	1,400.00	7850	54.5		2,142.84	0010	3.0
	1,425.00	0775	150.1		2,142.84	0667	49.8
	1,450.00	0940	8.3		2,142.84	0920	1,283.3
	1,450.00	1080	4.8		2,142.84	1005	21.6
	1,450.00	8175	262.9		2,160.00	6560	69.9
	1,450.00	8240	39.3		2,189.00	0930	6.2
	1,456.74	0010	96.9		2,200.00	0010	187.6
	1,494.67	7850	8.7		2,200.00	0665	20.7
	1,500.00	0010	105.8		2,200.00	0780	87.8
	1,500.00	0910	15.8		2,200.00	0800	4.8
	1,500.00	0915	5.4		2,200.00	0910	7.0
	1,500.00	0920	15.6		2,200.00	0920	4.0
	1,509.51	0200	666.7		2,200.00	0930	10.0
	1,520.00	0010	100.5		2,200.00	1005	4.9
	1,550.00	0010	60.9		2,200.00	1080	3.9
	1,550.00	0780	20.8		2,200.00	1100	48.6
	1,550.00	7465	44.8		2,200.00	6540	49.1
	1,562.95	0010	2.0		2,200.00	7379	122.7
	1,565.95	0010	70.3		2,200.00	7380	1.6
	1,567.80	7220	79.8		2,200.00	7465	533.8
	1,567.95	0010	46.9		2,250.00	0010	194.5
	1,567.95	0910	250.1		2,300.00	0010	6.1
	1,576.56	7070	108.3		2,300.00	0910	8.1
	1,588.96	7220	12.2		2,400.00	0920	37.1
	1,600.00	0010	297.2		2,450.00	0910	6.3
	1,600.00	0780	13.3		2,500.00	0010	3.7
	1,600.00	0910	232.7		2,500.00	0665	37.4
	1,600.00	7070	318.3	Wtd. Avg. Base and Total Tons	1,559.70		16,630.2
	1,600.00	7465	116.1	CHENIN BLANC	600.00	0010	40.2
	1,602.71	0915	29.7		620.11	5230	166.0
	1,610.00	0010	12.9		620.11	7387	12.5
	1,613.38	7850	302.8		650.00	0645	179.7
	1,642.09	0780	30.7		700.00	3140	31.6
	1,650.00	0010	4.0		750.00	0010	5.7
	1,700.00	0010	38.7		750.00	0920	4.1
	1,700.00	0910	357.3		750.00	7340	47.3
					850.00	0010	11.2
					850.00	0770	34.3

TABLE 8: BASE PRICE PAID TO GROWERS FOR GRAPES CRUSHED AND DELIVERED TO CALIFORNIA PROCESSORS FROM THE 1999 CROP WITH BRIX FACTORS AND PURCHASED TONNAGE, BY TYPE, VARIETY, REPORTING DISTRICT WHERE GROWN, AND WEIGHTED AVERAGE BASE PRICE.

District, Type, and Variety	Base Price Per Ton	Brix Factors	Tons	District, Type, and Variety	Base Price Per Ton	Brix Factors	Tons
	Dollars	Code a/			Dollars	Code a/	
DISTRICT 08 (Cont'd.)					1,800.00	0010	9.7
CHENIN BLANC (Cont'd.)	900.00	0010	10.6		2,349.65	0010	1.4
Wtd. Avg. Base and Total Tons	671.53		543.2		2,500.00	0010	1.1
GEWURZTRAMINER	777.11	0010	125.3	SAUVIGNON BLANC	700.00	0010	3.4
	800.00	0010	53.4		750.00	4966	108.3
	920.32	6540	13.6		800.00	0010	13.7
	1,200.00	0010	6.9		802.20	0010	145.3
	1,200.00	0920	2.2		843.75	0010	27.9
Wtd. Avg. Base and Total Tons	811.96		201.4		843.75	5315	129.3
MARSANNE	669.93	0010	0.2		843.75	6540	80.1
	700.00	0770	7.8		845.00	0010	1.7
	850.00	0010	5.3		845.00	0667	13.0
	1,500.00	0150	2.9		850.00	0010	88.9
Wtd. Avg. Base and Total Tons	891.91		16.2		850.00	0760	70.8
MUSCAT BLANC/M CANELLI	600.00	0010	6.5		850.00	0770	101.0
	645.70	0010	14.9		850.00	0780	4.9
	700.00	0930	3.7		850.00	0990	10.7
	800.00	0780	7.4		850.00	7285	66.4
	825.00	0010	88.5		850.00	7345	72.5
	900.00	0010	1.8		853.14	7275	67.0
	900.00	0140	7.1		853.14	7345	93.8
	950.00	0140	16.2		885.00	0010	21.5
	986.17	0010	20.8		900.00	0010	73.9
	986.17	7070	290.2		937.17	0910	130.9
	1,100.00	0010	3.6		951.73	7070	714.0
Wtd. Avg. Base and Total Tons	931.41		460.7		952.41	0200	337.4
MUSCAT ORANGE	900.00	0125	1.0		970.31	3150	62.3
	1,000.00	0010	3.4		1,000.00	0010	80.6
	1,100.00	0780	10.5		1,000.00	0910	162.2
	1,200.00	0010	12.9		1,000.00	6145	110.3
	1,750.00	1220	2.4		1,015.32	0010	86.7
Wtd. Avg. Base and Total Tons	1,176.49		30.2		1,100.00	0010	1.3
PINOT BLANC	1,200.00	0010	44.7		1,100.00	0770	13.5
	1,485.89	0010	10.4		1,125.00	0010	9.1
	1,543.00	1090	42.8		1,150.00	0010	19.1
	1,547.72	0010	51.6		1,200.00	0010	43.8
	1,600.00	0010	17.9		1,200.00	0915	7.0
	1,600.00	0780	22.9		1,200.00	0920	60.4
	1,600.00	4865	3.6		1,200.00	5315	9.6
	1,667.21	0910	5.8		1,250.00	0010	68.7
	1,800.00	0010	75.9		1,287.86	0115	88.9
	2,158.13	0780	23.1		1,287.86	0667	19.7
Wtd. Avg. Base and Total Tons	1,614.26		298.7		1,350.00	0010	5.5
PINOT GRIS	1,300.00	0010	21.4		1,423.92	0010	8.3
	1,300.00	0780	12.8		2,000.00	0910	10.9
	1,300.00	0910	8.5	Wtd. Avg. Base and Total Tons	950.83		3,244.3
	1,400.00	0010	10.8	SEMILLON	600.00	0200	298.7
	1,450.00	0010	5.0		600.00	5135	105.4
	1,500.00	0010	2.5		750.00	0010	6.0
	1,600.00	0010	14.2		750.00	2600	31.9
	1,600.00	4865	19.1		850.00	0010	5.9
	1,600.00	7150	3.6		1,041.67	0010	4.8
	1,700.00	0920	2.0		1,200.00	0010	5.2
	1,800.00	0667	2.4		1,200.00	0915	12.2
	1,800.00	0760	9.2		1,200.00	0930	11.3
	1,867.91	0010	33.8		1,277.27	0100	27.3
Wtd. Avg. Base and Total Tons	1,569.75		145.3	Wtd. Avg. Base and Total Tons	688.44		508.7
ROUSANNE	1,400.00	0010	1.4	SYLVANER	851.48	4865	34.1
	1,400.00	1100	4.5	Wtd. Avg. Base and Total Tons	851.48		34.1
	1,500.00	0010	2.8	TOCAI FRIULANO	1,400.00	0010	3.2
	1,500.00	1080	2.4	Wtd. Avg. Base and Total Tons	1,400.00		3.2
	1,500.00	1090	5.9	VIOGNIER	1,350.00	0930	39.4
	1,650.00	0780	19.9		1,400.00	1100	13.5
	1,700.00	0930	12.6		1,500.00	0010	8.6
					1,500.00	0150	3.5
					1,500.00	1220	1.8
					1,550.00	0125	2.0
					1,550.00	1080	3.5

TABLE 8: BASE PRICE PAID TO GROWERS FOR GRAPES CRUSHED AND DELIVERED TO CALIFORNIA PROCESSORS FROM THE 1999 CROP WITH BRIX FACTORS AND PURCHASED TONNAGE, BY TYPE, VARIETY, REPORTING DISTRICT WHERE GROWN, AND WEIGHTED AVERAGE BASE PRICE.

District, Type, and Variety	Base Price Per Ton	Brix Factors	Tons	District, Type, and Variety	Base Price Per Ton	Brix Factors	Tons
	Dollars	Code a/			Dollars	Code a/	
DISTRICT 08 (Cont'd.)					1,600.00	0010	1.5
VIOGNIER (Cont'd.)	1,597.32	0010	13.8		1,600.00	0920	4.8
	1,597.32	7965	10.5		1,600.00	0930	15.8
	1,600.00	0010	14.2		1,600.00	1080	3.9
	1,600.00	0910	13.3		1,675.00	0010	4.1
	1,600.00	0920	2.0		1,675.00	0780	2.6
	1,600.00	1080	4.5		1,700.00	0010	3.9
	1,600.00	1190	3.2		1,700.00	0920	0.5
	1,600.00	4865	8.6		1,700.00	1076	6.1
	1,800.00	0010	22.8		1,717.00	0010	7.9
	1,800.00	1080	3.4		1,717.16	0010	13.7
	1,850.00	0010	3.5		1,750.00	0010	2.6
	2,000.00	0010	2.5		1,850.00	0010	1.8
	2,000.00	0150	24.8		1,850.00	1080	1.9
	2,500.00	0010	3.0		1,900.00	0010	2.6
	3,000.00	0010	0.9		1,950.00	0010	6.2
					2,047.50	0010	2.9
Wtd. Avg. Base and Total Tons	1,633.03		203.3		2,122.31	0010	6.8
					2,149.87	0010	1.2
					2,150.00	0920	1.3
WHITE RIESLING	650.00	0010	9.9	Wtd. Avg. Base and Total Tons	1,443.58		485.0
	700.00	0010	151.9				
	726.50	0010	110.8	CABERNET SAUVIGNON	900.00	0010	116.8
	726.55	5135	16.7		928.00	0010	100.4
	750.00	0010	28.7		950.00	1080	534.4
	800.00	0010	29.8		1,000.00	0010	23.6
	800.00	0780	53.7		1,000.00	0790	5.4
	829.81	2936	5.2		1,000.00	0920	3.5
	850.00	0010	3.0		1,000.00	7255	186.8
	851.48	2695	58.2		1,008.87	0010	152.0
	900.00	0010	18.5		1,019.00	1080	17.9
	1,000.00	0010	14.8		1,025.00	0010	44.4
Wtd. Avg. Base and Total Tons	761.35		501.2		1,043.00	0010	76.5
					1,061.34	0780	9.2
OTHER WHITE b/	750.00	0780	1.8		1,100.00	0010	126.0
Wtd. Avg. Base and Total Tons	750.00		1.8		1,100.00	7750	53.8
					1,116.80	0910	291.8
					1,146.00	7762	81.2
					1,146.20	7465	144.3
					1,150.00	0010	66.5
					1,150.00	0200	255.3
					1,150.00	7270	399.3
					1,167.00	7965	42.1
					1,175.00	0010	23.4
					1,193.51	0010	23.5
					1,200.00	0010	119.0
					1,200.00	0200	386.5
					1,200.00	0780	20.8
					1,200.00	0790	6.1
					1,200.00	0910	177.1
					1,200.00	0920	3.5
					1,200.00	0930	1.4
					1,200.00	7750	238.8
					1,201.05	0667	2.4
					1,201.05	0910	487.0
					1,211.00	0010	2.7
					1,211.00	7465	65.9
					1,211.34	0010	243.5
					1,211.34	0910	1,629.5
					1,211.34	7465	2.2
					1,215.00	8300	68.0
					1,216.04	0010	269.6
					1,216.04	7455	32.6
					1,220.00	0010	22.7
					1,247.58	0200	175.5
					1,250.00	0010	179.7
					1,250.00	0790	4.8
					1,250.00	0910	298.5
					1,250.00	0915	46.5
					1,250.00	0940	12.4
					1,250.00	1005	42.1
					1,250.00	1080	11.1
					1,250.00	7475	6.6
					1,281.01	0930	116.4
					1,295.49	0010	27.7
					1,300.00	0010	177.9
					1,300.00	0780	147.4
					1,300.00	0925	5.0
ALICANTE BOUSCHET	1,800.00	0010	0.8				
Wtd. Avg. Base and Total Tons	1,800.00		0.8				
BARBERA	800.00	0910	9.2				
	1,127.15	0010	15.5				
	1,200.00	0010	9.5				
	1,200.00	0770	34.9				
	1,200.00	1145	1.9				
	1,200.00	7750	40.8				
	1,400.00	0010	24.7				
	1,800.00	0010	0.9				
Wtd. Avg. Base and Total Tons	1,204.88		137.4				
CABERNET FRANC	1,100.00	0010	36.3				
	1,200.00	0010	19.2				
	1,200.00	7465	17.5				
	1,211.34	0920	6.4				
	1,250.00	0940	0.5				
	1,254.60	7750	36.4				
	1,350.00	0010	7.7				
	1,400.00	0010	2.6				
	1,400.00	0125	3.7				
	1,400.00	0910	2.4				
	1,400.00	1175	11.7				
	1,400.00	7750	58.2				
	1,400.00	7972	42.9				
	1,400.00	8175	0.5				
	1,450.00	0010	11.5				
	1,450.00	0125	3.9				
	1,450.00	1080	3.0				
	1,470.32	7850	5.3				
	1,470.32	8250	12.4				
	1,473.89	0780	15.4				
	1,500.00	0010	78.6				
	1,500.00	1080	7.4				
	1,550.00	0010	6.5				
	1,557.09	0780	2.9				

TABLE 8: BASE PRICE PAID TO GROWERS FOR GRAPES CRUSHED AND DELIVERED TO CALIFORNIA PROCESSORS FROM THE 1999 CROP WITH BRIX FACTORS AND PURCHASED TONNAGE, BY TYPE, VARIETY, REPORTING DISTRICT WHERE GROWN, AND WEIGHTED AVERAGE BASE PRICE.

District, Type, and Variety	Base Price Per Ton	Brix Factors	Tons	District, Type, and Variety	Base Price Per Ton	Brix Factors	Tons
	Dollars	Code a/			Dollars	Code a/	
DISTRICT 08 (Cont'd.)							
CABERNET SAUVIGNON (Cont'd.)	1,300.00	1080	6.2	DOLCETTO	1,000.00	0010	17.0
	1,300.00	7465	45.7		1,200.00	0665	16.4
	1,300.00	7750	10.5		1,300.00	0790	3.2
	1,300.00	7850	440.2		1,500.00	0010	10.1
	1,300.00	7870	71.9	Wtd. Avg. Base and Total Tons	1,198.93		46.7
	1,300.00	7890	410.6	FREISA	1,300.00	0010	5.2
	1,300.00	8195	549.3	Wtd. Avg. Base and Total Tons	1,300.00		5.2
	1,300.00	8240	241.1	GAMAY (NAPA)	675.00	0010	23.4
	1,300.00	8245	217.9		770.00	0010	15.5
	1,300.00	8250	310.6		800.00	0010	6.3
	1,332.47	7465	42.8		800.00	5135	195.1
	1,337.64	0010	9.4		800.00	7150	80.5
	1,379.07	0010	15.1		818.50	0200	88.0
	1,393.04	7465	77.4		1,200.00	0010	1.6
	1,400.00	0010	1,131.3	Wtd. Avg. Base and Total Tons	797.27		410.4
	1,400.00	0645	10.2	GAMAY BEAUJOLAIS	1,350.00	0010	40.4
	1,400.00	0780	13.0	Wtd. Avg. Base and Total Tons	1,350.00		40.4
	1,400.00	0910	8.9	GRENACHE	900.00	0940	11.5
	1,400.00	0915	5.2		1,000.00	1080	3.2
	1,400.00	1005	77.4		1,226.00	0010	21.8
	1,400.00	1090	116.2		1,400.00	0010	1.9
	1,400.00	1145	51.3		1,400.00	0920	2.2
	1,400.00	1175	21.1		1,400.00	1080	2.5
	1,400.00	7750	303.9		1,400.00	1175	2.9
	1,400.00	7870	206.4		1,600.00	0010	4.3
	1,400.00	8175	306.8		1,600.00	7750	1.0
	1,400.00	8240	42.7		1,800.00	0010	14.3
	1,450.00	0010	103.5		3,654.74	0010	1.0
	1,459.25	0010	110.6	Wtd. Avg. Base and Total Tons	1,373.15		66.6
	1,470.00	1090	21.7	GRIGNOLINO	1,200.00	0010	1.6
	1,475.00	8175	39.0	Wtd. Avg. Base and Total Tons	1,200.00		1.6
	1,500.00	0010	1,505.2	MALBEC	1,000.00	0010	5.6
	1,500.00	0805	12.8		1,100.00	0010	10.3
	1,500.00	6540	35.6		1,200.00	7750	4.7
	1,500.00	6555	189.4		1,215.15	8250	2.8
	1,500.00	7475	90.1		1,700.00	0010	4.8
	1,500.00	7992	5.5	Wtd. Avg. Base and Total Tons	1,210.37		28.2
	1,500.00	8175	174.1	MATARO/MOURVEDRE	1,400.00	0010	7.5
	1,500.00	8195	31.5		1,400.00	0910	1.0
	1,500.00	8240	46.4		1,400.00	1080	2.4
	1,550.00	0780	3.5		1,417.00	1080	6.2
	1,575.00	0010	2.1		1,420.00	0010	11.4
	1,578.00	0150	3.5		1,600.00	0010	5.0
	1,578.00	6560	39.1		1,846.51	0010	2.3
	1,580.00	0010	78.8		2,000.00	0010	19.1
	1,600.00	0010	52.8		2,323.81	0010	1.5
	1,600.00	0855	25.4	Wtd. Avg. Base and Total Tons	1,669.61		56.4
	1,600.00	1080	43.9	MERLOT	1,000.00	0780	4.6
	1,600.00	7465	23.7		1,017.17	0010	215.8
	1,600.00	7850	84.9		1,025.00	0010	176.2
	1,604.00	0010	27.7		1,073.00	1080	30.1
	1,622.98	0010	22.3		1,100.00	0010	114.7
	1,625.00	0010	92.3		1,142.25	7465	45.9
	1,650.00	0010	25.2		1,150.00	6555	48.4
	1,652.25	0010	140.8		1,150.00	7255	194.4
	1,700.00	0010	9.9		1,200.00	0010	108.2
	1,700.00	0920	21.5		1,200.00	0800	3.2
	1,700.00	0930	15.1		1,200.00	7750	103.3
	1,700.00	8245	34.3		1,205.18	0010	29.0
	1,800.00	0010	5.9		1,250.00	7110	503.6
	1,800.00	0780	47.5		1,250.00	7270	181.8
	1,800.00	1100	8.2		1,270.30	0930	13.6
	1,995.00	0010	3.9		1,300.00	0010	123.5
	2,000.00	0010	0.3				
	2,047.50	0010	20.5				
	2,122.31	0010	42.0				
Wtd. Avg. Base and Total Tons	1,298.20		15,792.6				
CARIGNANE	1,300.00	0010	1.8				
Wtd. Avg. Base and Total Tons	1,300.00		1.8				
COUNOISE	1,226.00	0010	14.8				
Wtd. Avg. Base and Total Tons	1,226.00		14.8				

TABLE 8: BASE PRICE PAID TO GROWERS FOR GRAPES CRUSHED AND DELIVERED TO CALIFORNIA PROCESSORS FROM THE 1999 CROP WITH BRIX FACTORS AND PURCHASED TONNAGE, BY TYPE, VARIETY, REPORTING DISTRICT WHERE GROWN, AND WEIGHTED AVERAGE BASE PRICE.

District, Type, and Variety	Base Price Per Ton	Brix Factors	Tons	District, Type, and Variety	Base Price Per Ton	Brix Factors	Tons
	Dollars	Code a/			Dollars	Code a/	
DISTRICT 08 (Cont'd.)				MEUNIER	1,400.00	0010	0.1
MERLOT (Cont'd.)	1,300.00	0910	30.6	Wtd. Avg. Base and Total Tons	1,400.00		0.1
	1,317.35	0010	117.4	MUSCAT HAMBURG	1,000.00	0940	1.9
	1,340.00	0010	170.2	Wtd. Avg. Base and Total Tons	1,000.00		1.9
	1,348.14	8175	37.2	NEBBIOLO	975.00	0010	3.6
	1,350.00	0930	82.7		1,000.00	1180	0.8
	1,350.98	0010	4.5		1,100.00	0010	0.5
	1,366.88	7870	18.4		1,200.00	0010	10.1
	1,367.30	0010	17.7		1,250.00	0010	1.9
	1,367.30	7850	354.8		1,300.00	0010	3.2
	1,367.30	7870	42.4		1,400.00	0010	1.3
	1,367.30	8240	137.7		1,400.00	0930	2.0
	1,367.30	8250	3.7		1,400.00	7070	5.4
	1,375.00	0910	840.2		1,500.00	0930	6.3
	1,375.00	7975	43.3		1,500.00	1100	8.3
	1,377.00	0010	22.0		1,600.00	0010	3.0
	1,377.82	0010	1,164.9		1,950.00	0010	4.0
	1,377.82	0780	11.7	Wtd. Avg. Base and Total Tons	1,392.76		50.4
	1,378.00	0010	2.7	PETITE SIRAH	724.06	0010	93.8
	1,378.00	7465	166.6		800.00	0010	3.1
	1,380.00	0010	42.5		881.55	7850	12.5
	1,380.00	7465	22.9		881.55	7870	69.0
	1,400.00	0010	496.4		950.00	0010	10.0
	1,400.00	0140	1.0		950.00	1080	5.0
	1,400.00	0780	16.9		978.43	0010	47.2
	1,400.00	1080	3.9		1,000.00	0010	24.0
	1,400.00	1090	20.4		1,100.00	0010	19.9
	1,400.00	7750	14.8		1,100.00	0770	4.6
	1,400.00	7850	296.9		1,100.00	0780	5.0
	1,400.00	7870	286.6		1,100.00	0780	5.0
	1,400.00	7890	3.6		1,100.00	7465	7.4
	1,400.00	8175	53.3		1,100.00	8240	14.9
	1,446.06	0780	10.1		1,200.00	0010	42.2
	1,450.00	0010	82.2		1,200.00	0780	6.8
	1,459.00	1080	4.7		1,200.00	0920	3.1
	1,470.00	1090	15.0		1,250.00	0910	1.0
	1,500.00	0010	690.1		1,300.00	0010	13.3
	1,500.00	0910	22.6		1,377.00	1090	2.0
	1,500.00	0920	1.9		1,500.00	0010	18.2
	1,500.00	1005	6.3		1,700.00	1100	8.9
	1,515.60	7465	86.2		1,800.00	1080	32.0
	1,525.00	0010	56.9	Wtd. Avg. Base and Total Tons	1,053.16		443.9
	1,550.00	0010	19.7	PETITE VERDOT	1,000.00	0010	3.5
	1,550.00	1020	16.1		1,100.00	0010	8.0
	1,550.00	8345	106.2		1,100.00	0780	21.6
	1,568.57	7898	50.3		1,100.00	8250	4.8
	1,584.49	7465	3.3		1,500.00	0010	2.8
	1,600.00	0010	278.3	Wtd. Avg. Base and Total Tons	1,118.92		40.7
	1,600.00	0780	7.3	PINOT NOIR	377.65	7404	3.5
	1,600.00	0910	24.4		615.41	7338	5.0
	1,600.00	0930	11.0		1,000.00	0010	7.4
	1,600.00	1080	18.2		1,000.00	0665	4.5
	1,600.00	1090	4.7		1,000.00	0667	8.2
	1,650.00	1080	8.4		1,250.00	1005	2.2
	1,652.64	0010	2.9		1,294.34	0010	62.7
	1,653.00	0010	69.7		1,400.00	0010	34.8
	1,697.40	0010	168.1		1,400.00	0780	2.1
	1,700.00	0010	37.1		1,400.00	7750	168.9
	1,700.00	0920	5.1		1,495.87	0915	6.5
	1,700.00	1080	5.0		1,500.00	0010	25.6
	1,700.00	8245	27.9		1,500.00	0940	14.5
	1,785.95	0010	12.1		1,577.66	7397	66.7
	1,790.00	0010	29.8		1,600.00	0930	15.1
	1,800.00	0010	4.1		1,650.00	0010	6.6
	1,800.00	0125	10.1		1,700.00	0010	42.3
	1,800.00	0920	13.1		1,700.00	0665	5.7
	1,800.00	1080	41.8		1,761.25	0010	5.0
	1,825.00	0010	2.7		1,766.45	0915	20.5
	1,825.00	0780	1.9		1,800.00	0010	155.0
	1,850.00	0010	9.2		1,800.00	0125	8.5
	1,900.00	0010	32.3				
	1,900.00	0940	4.7				
	2,000.00	0010	3.7				
	2,056.96	0010	27.1				
	2,058.00	0010	8.3				
	2,122.31	0010	24.7				
Wtd. Avg. Base and Total Tons	1,384.04		8,489.5				

TABLE 8: BASE PRICE PAID TO GROWERS FOR GRAPES CRUSHED AND DELIVERED TO CALIFORNIA PROCESSORS FROM THE 1999 CROP WITH BRIX FACTORS AND PURCHASED TONNAGE, BY TYPE, VARIETY, REPORTING DISTRICT WHERE GROWN, AND WEIGHTED AVERAGE BASE PRICE.

District, Type, and Variety	Base Price Per Ton	Brix Factors	Tons	District, Type, and Variety	Base Price Per Ton	Brix Factors	Tons
	Dollars	Code a/			Dollars	Code a/	
DISTRICT 08 (Cont'd.)					1,400.00	0010	9.8
PINOT NOIR (Cont'd.)	1,800.00	1090	3.4		1,400.00	0800	10.6
	1,800.00	7750	240.9		1,400.00	0920	2.0
	1,816.09	0805	35.5		1,401.47	1080	2.1
	1,823.00	0010	6.9		1,401.47	0790	7.0
	1,832.00	0010	8.7		1,401.47	8245	15.9
	1,849.31	0010	15.8		1,500.00	1080	39.3
	1,850.00	0010	4.2		1,587.00	0010	10.7
	1,900.00	0010	16.9		1,600.00	0010	3.1
	1,900.00	0770	8.7		1,700.00	0010	6.0
	1,904.00	0010	0.3		1,700.00	0780	0.3
	1,950.00	0010	3.4		1,950.00	0010	15.0
	1,950.00	0740	2.2		3,000.00	0010	2.5
	2,000.00	0010	5.7	Wtd. Avg. Base and Total Tons	1,397.78		241.2
	2,000.00	1090	4.5				
	2,000.00	1180	17.7	SYRAH/FRENCH SYRAH-SHIRAZ	1,000.00	0770	13.6
	2,067.18	0010	14.3		1,025.00	0920	43.3
	2,085.64	0010	18.9		1,137.50	0010	36.4
	2,100.00	0665	7.3		1,200.00	0010	55.6
	2,150.00	0010	6.5		1,200.00	7455	28.5
	2,150.00	0920	2.7		1,250.00	0010	100.2
	2,150.00	0930	4.3		1,250.00	0200	39.1
	2,200.00	0010	14.2		1,300.00	0780	22.0
	2,200.00	0930	2.1		1,300.00	0805	3.0
	2,200.00	7320	30.6		1,300.00	8245	29.1
	2,200.00	7380	5.2		1,350.00	0010	112.8
	2,250.00	0010	15.6		1,361.00	0780	2.3
	2,262.09	0010	1.0		1,400.00	0010	82.0
	2,262.09	0140	64.8		1,400.00	0125	1.5
	2,262.09	0667	36.8		1,400.00	0150	18.2
	2,300.00	0010	19.5		1,400.00	0780	8.3
	2,300.00	0770	6.1		1,400.00	0920	3.5
	2,300.00	0930	1.4		1,400.00	1080	64.3
	2,336.06	0010	44.3		1,425.00	0010	2.5
	2,400.00	0010	20.0		1,450.00	0010	4.7
	2,400.00	0740	13.8		1,450.00	0667	3.1
	2,400.00	0920	1.0		1,450.00	0780	6.3
	2,400.00	0930	10.2		1,450.00	0805	38.4
	2,400.00	7380	3.2		1,450.00	1030	4.5
	2,400.00	7890	3.5		1,450.00	1100	3.3
	2,448.50	0010	11.9		1,460.00	0010	21.2
	2,450.00	0930	142.9		1,460.00	8215	9.6
	2,485.17	0805	18.8		1,460.49	0010	56.3
	2,500.00	0010	101.1		1,460.49	7455	10.5
	2,500.00	0125	46.4		1,472.00	8215	6.9
	2,500.00	0667	11.6		1,472.37	7870	1.2
	2,500.00	0920	3.2		1,472.37	8245	14.5
	2,500.00	0930	0.5		1,489.84	0930	25.0
	2,500.00	1080	3.8		1,500.00	0010	72.3
	2,500.00	1090	8.4		1,500.00	0150	10.9
	2,580.00	0125	0.9		1,500.00	0667	33.9
	2,700.00	0125	2.8		1,500.00	0780	9.7
	2,812.50	0010	100.1		1,500.00	0920	1.7
	2,850.00	0010	10.5		1,500.00	0930	88.0
	3,000.00	0010	0.4		1,500.00	1080	2.8
					1,500.00	1090	3.0
Wtd. Avg. Base and Total Tons	1,984.20		1,856.7		1,500.00	1100	14.6
					1,500.00	7455	46.9
PRIMOTIVO	1,900.00	0790	0.7		1,500.00	7465	75.0
					1,500.00	7820	11.8
Wtd. Avg. Base and Total Tons	1,900.00		0.7		1,539.00	7455	112.4
					1,550.00	0010	21.3
REFOSCO/MONDEUSE	1,200.00	7750	9.1		1,573.70	7890	5.7
	1,400.00	0010	52.5		1,600.00	0010	94.0
	1,500.00	0790	2.6		1,600.00	0150	9.7
					1,600.00	0667	12.8
Wtd. Avg. Base and Total Tons	1,375.70		64.2		1,600.00	0910	10.3
					1,600.00	0920	11.8
SANGIOVETO/SANGIOVESE	1,000.00	0010	8.5		1,600.00	1030	10.0
	1,000.00	0920	2.8		1,600.00	1080	10.5
	1,100.00	0010	25.8		1,600.00	7070	11.3
	1,100.00	0790	2.6		1,600.00	7455	18.2
	1,200.00	0010	7.9		1,600.00	8215	14.8
	1,300.00	0010	13.7		1,619.16	7970	149.6
	1,300.00	1100	40.4		1,620.00	0010	7.6
	1,300.00	7899	2.3		1,650.00	0125	10.6
	1,322.40	0010	6.9		1,650.00	0780	18.0
	1,322.41	0010	6.0		1,700.00	0010	22.8

TABLE 8: BASE PRICE PAID TO GROWERS FOR GRAPES CRUSHED AND DELIVERED TO CALIFORNIA PROCESSORS FROM THE 1999 CROP WITH BRIX FACTORS AND PURCHASED TONNAGE, BY TYPE, VARIETY, REPORTING DISTRICT WHERE GROWN, AND WEIGHTED AVERAGE BASE PRICE.

District, Type, and Variety	Base Price Per Ton	Brix Factors	Tons
	Dollars	Code a/	

District, Type, and Variety	Base Price Per Ton	Brix Factors	Tons
	Dollars	Code a/	

DISTRICT 08 (Cont'd.)

SYRAH/FRENCH SYRAH-SHIRAZ (Cont'd.)	1,700.00	6525	28.9
	1,750.00	0010	34.4
	1,750.00	0940	6.2
	1,750.00	1080	4.3
	1,752.59	0010	6.4
	1,800.00	0010	2.0
	1,800.00	0125	7.0
	1,800.00	1080	16.4
	1,800.00	1150	12.4
	1,835.29	0010	9.7
	1,850.00	0010	7.0
	1,850.00	0915	2.1
	1,898.64	0010	15.2
	1,900.00	0010	0.8
	1,923.26	1005	6.2
	1,950.00	0010	10.0
	1,950.00	0780	1.9
	1,981.00	0010	64.6
	1,981.00	0780	28.8
	1,990.81	0010	3.3
	2,000.00	0010	26.5
	2,050.00	0010	2.1
	2,090.89	0010	3.8
	2,250.00	0010	7.9
	2,344.83	0010	1.7
	2,466.79	0010	13.2

Wtd. Avg. Base and Total Tons 1,515.81 2,116.5

ZINFANDEL	117.52	0010	217.9
	350.00	0010	47.3
	375.00	0055	135.9
	400.00	0010	162.4
	400.00	0910	0.8
	416.80	0530	671.9
	500.00	0010	47.8
	500.00	0430	4.3
	500.00	1995	172.4
	516.80	0010	415.8
	550.00	0010	72.0
	600.00	0010	447.9
	600.00	2010	65.5
	650.00	0010	0.6
	710.00	0010	12.9
	758.00	0010	1.8
	795.46	0805	20.3
	800.00	1080	1.8
	850.00	1080	8.3
	852.40	0200	906.5
	878.87	0910	154.3
	880.00	0010	93.6
	969.25	0790	12.0
	1,000.00	0010	236.2
	1,000.00	0920	2.0
	1,000.00	0930	0.4
	1,000.00	1080	12.3
	1,000.00	6540	233.9
	1,021.99	0930	125.0
	1,057.58	0910	207.3
	1,094.26	8175	355.2
	1,100.00	0010	89.7
	1,100.00	0667	20.7
	1,100.00	0795	9.1
	1,100.00	0800	24.4
	1,100.00	7750	19.2
	1,100.00	7865	18.8
	1,150.00	1090	29.9
	1,200.00	0010	103.3
	1,200.00	0800	23.9
	1,200.00	0920	9.0
	1,200.00	0940	19.1
	1,200.00	1080	3.3
	1,200.00	1100	26.2
	1,225.00	7465	84.8
	1,250.00	0010	5.0
	1,250.00	0140	6.0
	1,250.00	1080	1.5

	1,265.95	0010	135.8
	1,282.88	0010	22.0
	1,291.00	1090	8.9
	1,300.00	0010	172.0
	1,300.00	0790	1.5
	1,338.32	0010	32.1
	1,350.00	7465	50.2
	1,400.00	0010	84.5
	1,400.00	0910	20.0
	1,400.00	1005	24.7
	1,400.00	1080	9.4
	1,400.00	1105	14.5
	1,450.00	0790	16.5
	1,460.00	1080	1.2
	1,500.00	0010	43.8
	1,500.00	0667	13.7
	1,500.00	0780	1.7
	1,500.00	0920	1.6
	1,500.00	1080	18.2
	1,519.60	1100	13.5
	1,600.00	1080	21.4
	1,630.00	0010	3.5
	1,631.00	0780	10.5
	1,631.00	0790	15.9
	1,631.19	7765	46.2
	1,638.00	1100	28.0
	1,700.00	1100	42.0
	1,750.00	0010	11.8
	1,750.00	0795	3.6
	1,898.64	0010	2.1
	1,900.00	0010	2.7

Wtd. Avg. Base and Total Tons 834.60 6,213.7

OTHER RED b/	1,100.00	0200	3.2
	1,200.00	0010	0.6
	1,200.00	7750	1.6
	1,300.00	0930	1.7
	1,400.00	0930	0.5
	1,500.00	0010	0.5
	1,835.29	0010	2.0

Wtd. Avg. Base and Total Tons 1,335.70 10.1

DISTRICT 09

WINE GRAPES (WHITE)

CHARDONNAY	250.00	0010	41.2
	350.00	6540	28.6
	367.85	0910	108.7
	400.00	5300	248.6
	475.19	0910	319.8
	500.00	0120	887.2
	575.00	6263	65.0
	589.27	0010	373.8
	600.00	0010	644.1
	650.00	0010	158.9
	650.00	5300	1,850.2
	700.00	0010	104.4
	725.00	0010	20.7
	750.00	0010	72.5
	750.00	0115	184.7
	800.00	0010	94.4
	800.00	1135	4.0
	825.00	0010	52.9
	851.51	0010	1,341.9
	900.00	0010	126.5
	900.00	0850	103.2
	900.00	7850	299.6
	925.00	1000	50.9
	950.00	0010	152.7
	1,000.00	0010	155.2
	1,100.00	7720	15.4
	1,159.48	0010	49.0
	1,181.00	0290	3.8
	1,200.00	0010	4.6
	1,350.00	0010	606.0
	1,371.49	0010	111.1

TABLE 8: BASE PRICE PAID TO GROWERS FOR GRAPES CRUSHED AND DELIVERED TO CALIFORNIA PROCESSORS FROM THE 1999 CROP WITH BRIX FACTORS AND PURCHASED TONNAGE, BY TYPE, VARIETY, REPORTING DISTRICT WHERE GROWN, AND WEIGHTED AVERAGE BASE PRICE.

District, Type, and Variety	Base Price Per Ton	Brix Factors	Tons	District, Type, and Variety	Base Price Per Ton	Brix Factors	Tons	
	Dollars	Code a/			Dollars	Code a/		
DISTRICT 09 (Cont'd.)				CARIGNANE	225.00	0770	23.9	
CHARDONNAY (Cont'd.)	1,800.00	0010	3.5	Wtd. Avg. Base and Total Tons	225.00		23.9	
Wtd. Avg. Base and Total Tons	740.73		8,283.1	GRENAACHE	110.00 600.00	0010 0780	242.7 53.1	
CHENIN BLANC	200.00 300.00 375.00 525.00	0010 2520 0760 0760	300.8 96.6 35.5 43.5	Wtd. Avg. Base and Total Tons	197.96		295.8	
Wtd. Avg. Base and Total Tons	262.99		476.4	MERLOT	225.00 500.00 500.00 600.00 625.00 625.00 650.00 750.00 781.28 800.00 800.00 956.24 972.00 1,000.00 1,150.00 1,198.23 1,233.93 1,234.92 1,300.00	7470 0010 7455 7750 0010 0200 7455 0010 0200 0010 0910 0010 0910 6555 0010 0910 1000 0010 0010	79.6 0.7 180.5 70.0 442.9 447.3 53.9 81.0 150.9 137.3 28.5 866.4 933.0 97.6 70.3 40.0 35.0 68.0 19.7	
FRENCH COLOMBARD	200.00	2600	915.7	Wtd. Avg. Base and Total Tons	833.04		3,802.6	
Wtd. Avg. Base and Total Tons	200.00		915.7	PETITE SIRAH	750.00 900.00 1,000.00	0780 0010 1070	146.9 63.6 5.5	
MUSCAT BLANC/M CANELLI	650.00 650.00	0920 1070	1.4 1.8	Wtd. Avg. Base and Total Tons	800.53		216.0	
Wtd. Avg. Base and Total Tons	650.00		3.2	PINOT NOIR	843.00 897.00 1,500.00 1,700.00 1,800.00	0010 0290 0010 0010 0010	0.3 2.0 6.5 1.5 7.0	
MUSCAT OF ALEXANDRIA	1,000.00	0010	1.6	Wtd. Avg. Base and Total Tons	1,557.62		17.3	
Wtd. Avg. Base and Total Tons	1,000.00		1.6	SANGIOVETO/SANGIOVESE	100.00 850.00	0780 0010	1.0 79.5	
MUSCAT ORANGE	650.00	0920	7.5	Wtd. Avg. Base and Total Tons	840.68		80.5	
Wtd. Avg. Base and Total Tons	650.00		7.5	SYRAH/FRENCH SYRAH-SHIRAZ	504.79 550.00 650.00 900.00 948.26 1,000.00 1,100.00	0010 0925 6555 1180 0290 0010 1005	55.4 187.2 23.1 4.0 6.7 74.8 65.8	
SAUVIGNON BLANC	600.00 675.00 1,350.00	5323 0010 0010	130.1 285.1 4.5	Wtd. Avg. Base and Total Tons	726.80		417.0	
Wtd. Avg. Base and Total Tons	658.99		419.7	ZINFANDEL	150.00 250.00 325.00 350.00 350.00 350.00 350.00 400.00 400.00 450.00 500.00 697.25 831.00 900.00 900.00 981.87	0010 1765 0010 0010 0430 0910 0430 1760 0050 0770 1035 0290 0010 1180 0010	25.4 844.4 100.8 0.2 13,468.1 490.0 625.9 119.3 46.1 7.2 1.1 6.0 24.5 2.2 87.4	
SYMPHONY	310.00 405.00 450.00 500.00	0200 0010 6555 0865	191.4 2.0 21.8 42.1	Wtd. Avg. Base and Total Tons	351.52		15,848.6	
Wtd. Avg. Base and Total Tons	353.69		257.3					
VIOGNIER	1,400.00	0910	1.2					
Wtd. Avg. Base and Total Tons	1,400.00		1.2					
WINE GRAPES (RED)								
CABERNET FRANC	1,150.00	0010	2.3					
Wtd. Avg. Base and Total Tons	1,150.00		2.3					
CABERNET SAUVIGNON	225.00 500.00 500.00 575.00 600.00 625.00 650.00 700.00 708.82 750.00 800.00 800.00 803.55 899.61 900.00 900.00 950.00 1,000.00 1,058.00 1,200.00 1,200.00 1,404.32 2,005.00	6545 0010 7455 7761 0010 0010 7455 0125 0010 0010 0200 0200 0010 0010 1005 1180 0010 0290 0910 7720 0010 0775	11.1 1.9 41.4 114.4 127.5 148.7 84.4 21.8 100.0 114.7 71.2 235.8 207.1 1,221.2 50.2 20.3 4.8 172.8 0.3 34.2 20.2 68.3 100.0					
Wtd. Avg. Base and Total Tons	874.69		2,972.3					

TABLE 8: BASE PRICE PAID TO GROWERS FOR GRAPES CRUSHED AND DELIVERED TO CALIFORNIA PROCESSORS FROM THE 1999 CROP WITH BRIX FACTORS AND PURCHASED TONNAGE, BY TYPE, VARIETY, REPORTING DISTRICT WHERE GROWN, AND WEIGHTED AVERAGE BASE PRICE.

District, Type, and Variety	Base Price Per Ton	Brix Factors	Tons
	Dollars	Code a/	

DISTRICT 09 (Cont'd.)			
OTHER RED b/	350.00	0910	29.7
Wtd. Avg. Base and Total Tons	350.00		29.7

DISTRICT 10			
--------------------	--	--	--

WINE GRAPES (WHITE)

CHARDONNAY	600.00	0010	2.3
	650.00	0665	26.9
	650.00	1202	0.6
	800.00	0910	10.0
	1,000.00	0010	18.6
	1,000.00	0910	83.2
	1,000.00	1000	9.1
	1,002.60	0010	81.1
	1,020.00	0780	31.6
	1,050.00	0770	4.2
	1,050.00	1170	10.0
	1,100.00	0010	43.4
	1,185.00	0665	1.6
	1,200.00	0010	133.4
	1,200.00	0850	25.2
	1,200.00	0910	2.5
	1,200.00	1090	6.1
	1,200.00	7965	27.5
	1,250.00	1070	10.5
	1,300.00	1005	7.5
	1,400.00	0010	19.2
	1,568.18	7850	155.6
	1,613.97	0010	82.5
Wtd. Avg. Base and Total Tons	1,232.40		792.6
CHENIN BLANC	400.00	0770	0.8
Wtd. Avg. Base and Total Tons	400.00		0.8
FRENCH COLOMBARD	280.00	0760	15.2
Wtd. Avg. Base and Total Tons	280.00		15.2
GEWURZTRAMINER	800.00	0010	2.5
	900.00	0010	6.4
	1,015.14	0010	1.4
Wtd. Avg. Base and Total Tons	891.38		10.3
MARSANNE	800.00	0010	0.4
	900.00	1180	6.2
	1,000.00	0010	4.0
Wtd. Avg. Base and Total Tons	933.96		10.6
MUSCAT BLANC/M CANELLI	500.00	0010	6.5
	700.00	0010	6.7
	800.00	0955	1.9
	800.00	1180	1.1
	1,000.00	0010	12.5
Wtd. Avg. Base and Total Tons	795.82		28.7
MUSCAT ORANGE	650.00	0010	5.2
	674.92	0805	36.3
	850.00	0160	13.4
Wtd. Avg. Base and Total Tons	715.29		54.9
PINOT GRIS	1,265.22	7993	3.0
	1,400.00	0010	5.3
Wtd. Avg. Base and Total Tons	1,351.28		8.3
ROUSANNE	850.00	0010	3.5
	900.00	1180	1.7
	1,350.00	1080	0.4

District, Type, and Variety	Base Price Per Ton	Brix Factors	Tons
	Dollars	Code a/	

Wtd. Avg. Base and Total Tons	900.89		5.6
SAUVIGNON BLANC	400.00	0910	7.8
	550.00	6263	114.5
	600.00	0665	3.6
	600.00	0770	5.5
	643.00	0790	1.0
	650.28	0010	1.9
	650.48	0010	2.5
	700.00	0010	18.0
	725.00	0770	31.7
	741.00	0010	0.7
	741.20	0010	13.2
	750.00	0150	5.5
	750.00	0855	15.7
	750.00	0920	16.5
	800.00	0010	9.7
	800.00	0770	16.0
	800.00	0910	4.0
	811.00	0010	1.6
	850.00	0010	6.7
	850.00	0770	20.3
	850.00	0920	1.3
	900.00	0010	23.8
	900.00	0910	6.0
	950.00	0010	2.1
	1,000.00	0665	21.7
	1,100.00	0010	17.1
	1,100.00	1070	10.2
Wtd. Avg. Base and Total Tons	736.60		378.6
SEMILLON	700.00	0010	11.1
	735.00	0010	3.8
	735.00	1070	5.1
	850.00	0010	5.0
Wtd. Avg. Base and Total Tons	742.46		25.0
VIIGNIER	850.00	1115	0.7
	900.00	1180	2.6
	1,000.00	0010	18.7
	1,100.00	0010	1.9
	1,100.00	1180	0.5
	1,100.00	5215	5.0
	1,200.00	0010	4.5
	1,250.00	1180	2.8
	1,350.00	7965	4.9
	1,450.00	0010	9.9
	1,500.00	1165	1.7
Wtd. Avg. Base and Total Tons	1,169.08		53.2
WHITE RIESLING	600.00	0920	10.9
	650.00	0010	6.4
Wtd. Avg. Base and Total Tons	618.50		17.3
WINE GRAPES (RED)			
AGLIANICO	1,200.00	0910	5.8
Wtd. Avg. Base and Total Tons	1,200.00		5.8
ALICANTE BOUSCHET	1,200.00	0010	1.0
Wtd. Avg. Base and Total Tons	1,200.00		1.0
ALVARELHAO	925.00	0010	0.3
Wtd. Avg. Base and Total Tons	925.00		0.3
BARBERA	840.00	1115	3.1
	925.00	1115	25.7
	950.00	0010	117.7
	1,000.00	0010	5.0
	1,150.00	0010	14.6
	1,197.91	1115	0.6
	1,200.00	0010	26.1
	1,200.00	1180	7.1

TABLE 8: BASE PRICE PAID TO GROWERS FOR GRAPES CRUSHED AND DELIVERED TO CALIFORNIA PROCESSORS FROM THE 1999 CROP WITH BRIX FACTORS AND PURCHASED TONNAGE, BY TYPE, VARIETY, REPORTING DISTRICT WHERE GROWN, AND WEIGHTED AVERAGE BASE PRICE.

District, Type, and Variety	Base Price Per Ton	Brix Factors	Tons	District, Type, and Variety	Base Price Per Ton	Brix Factors	Tons
	Dollars	Code a/			Dollars	Code a/	
DISTRICT 10 (Cont'd.)					1,000.00	1080	3.4
BARBERA (Cont'd.)	1,200.00	1190	5.4	Wtd. Avg. Base and Total Tons	553.97		37.8
	1,200.00	1202	0.5	CHARBONO	695.00	0665	3.1
	1,250.00	0010	4.4		1,200.00	0010	3.9
	1,400.00	1115	1.4	Wtd. Avg. Base and Total Tons	976.36		7.0
	1,530.00	0940	9.0	CINSAULT	859.46	0010	0.5
	1,600.00	0010	15.9		950.00	0010	2.5
	1,975.00	0010	2.0	Wtd. Avg. Base and Total Tons	934.91		3.0
	2,000.00	0010	1.8	GRENACHE	700.00	0010	13.2
Wtd. Avg. Base and Total Tons	1,089.64		240.3		742.50	1180	13.5
CABERNET FRANC	900.00	0010	5.2		758.92	0010	6.3
	1,000.00	0010	105.8		825.00	1180	3.8
	1,000.00	0275	0.4		875.00	0920	5.6
	1,000.00	1080	2.7		900.00	0930	4.3
	1,092.94	1015	0.8		900.00	1090	3.7
	1,250.00	0920	1.4		900.00	1180	13.8
	1,295.37	1070	10.5	Wtd. Avg. Base and Total Tons	805.30		64.2
	1,300.00	0010	14.9	MALBEC	577.00	0860	1.5
	1,300.00	1105	1.6		700.00	0010	1.5
	1,304.58	7618	5.0		1,200.00	0010	0.4
	1,350.00	7965	8.1	Wtd. Avg. Base and Total Tons	704.56		3.4
	1,400.00	0920	1.0	MATARO/MOURVEDRE	800.00	0010	1.7
	1,500.00	0010	26.5		1,000.00	0010	2.7
	1,600.00	0805	32.4		1,000.00	1080	0.3
Wtd. Avg. Base and Total Tons	1,209.91		216.3		1,300.00	0010	8.3
CABERNET SAUVIGNON	500.00	1070	6.3		1,425.00	0920	1.8
	600.00	0010	2.5		1,500.00	0010	4.7
	600.00	0115	40.6		1,500.00	1180	18.8
	850.00	0010	3.4	Wtd. Avg. Base and Total Tons	1,382.90		38.3
	900.00	0010	15.8	MERLOT	500.00	0570	3.8
	925.00	0010	1.5		750.00	1200	7.4
	925.00	1070	5.5		1,000.00	0010	5.0
	950.00	0010	0.5		1,029.17	0010	38.5
	1,000.00	0010	33.7		1,100.00	0010	3.5
	1,000.00	0275	0.8		1,100.00	1090	1.3
	1,000.00	0910	193.8		1,200.00	0010	9.4
	1,000.00	1005	33.8		1,200.00	0275	13.3
	1,000.00	1115	1.1		1,200.00	0930	7.0
	1,000.00	1180	34.5		1,200.00	7965	19.5
	1,058.14	0010	9.4		1,202.00	1005	5.8
	1,065.24	0010	164.2		1,219.71	1015	2.4
	1,078.00	1005	4.2		1,250.00	0920	10.3
	1,080.00	0010	6.2		1,300.00	0010	1.1
	1,080.00	0910	16.8		1,323.00	1005	9.0
	1,100.00	0010	13.0		1,350.00	0010	12.0
	1,100.00	0780	2.8		1,350.00	7965	5.3
	1,100.00	0920	9.6		1,400.00	0010	40.8
	1,150.00	0010	0.5		1,400.00	0920	8.7
	1,156.56	1015	1.3		1,400.00	1070	1.5
	1,197.91	1115	0.5		1,435.00	0790	1.2
	1,200.00	0010	46.5		1,481.87	0010	8.5
	1,200.00	0920	7.9		1,481.87	1000	1.3
	1,200.00	1080	4.0		1,500.00	0010	24.6
	1,200.00	1090	7.2		1,500.00	0910	1.5
	1,200.00	1105	2.1		1,500.00	1080	0.8
	1,213.11	0010	2.9		1,550.00	0010	47.2
	1,250.00	0010	3.3		1,550.00	1075	4.5
	1,300.00	0010	10.9		1,600.00	0140	12.4
	1,300.00	1080	6.4		1,700.00	0010	17.3
	1,334.42	7618	10.0		1,722.59	0010	21.8
	1,364.00	0920	1.4		1,722.59	0780	20.0
	1,400.00	0010	69.7		1,734.55	0010	40.8
	1,400.00	0920	1.0	Wtd. Avg. Base and Total Tons	1,413.53		407.5
	1,400.00	1090	2.8	MISSION	400.00	1180	1.4
	1,500.00	0010	49.3		650.00	0780	1.7
	1,600.00	0780	31.9				
	1,800.00	0010	2.0				
	1,800.00	1090	0.1				
Wtd. Avg. Base and Total Tons	1,107.01		861.7				
CARIGNANE	450.00	1105	28.3				
	650.00	0010	3.7				
	1,000.00	0010	2.4				

TABLE 8: BASE PRICE PAID TO GROWERS FOR GRAPES CRUSHED AND DELIVERED TO CALIFORNIA PROCESSORS FROM THE 1999 CROP WITH BRIX FACTORS AND PURCHASED TONNAGE, BY TYPE, VARIETY, REPORTING DISTRICT WHERE GROWN, AND WEIGHTED AVERAGE BASE PRICE.

District, Type, and Variety	Base Price Per Ton	Brix Factors	Tons	District, Type, and Variety	Base Price Per Ton	Brix Factors	Tons
	Dollars	Code a/			Dollars	Code a/	
DISTRICT 10 (Cont'd.)							
MISSION (Cont'd.)	1,000.00	0010	0.5	SYRAH/FRENCH SYRAH-SHIRAZ	750.00	1115	11.9
Wtd. Avg. Base and Total Tons	601.39		3.6		800.00	0010	0.7
MUSCAT HAMBURG	650.00	0010	15.6		800.00	1080	1.9
	750.00	1105	3.1		800.00	1180	1.9
Wtd. Avg. Base and Total Tons	666.58		18.7		900.00	0010	18.5
NEBBIOLO	800.00	1115	4.9		900.00	1080	2.6
	1,000.00	0010	8.0		950.00	0010	2.4
	1,150.00	0010	3.1		950.00	1115	7.0
	1,400.00	1190	4.0		1,000.00	0010	41.4
Wtd. Avg. Base and Total Tons	1,054.25		20.0		1,000.00	1080	3.5
PETITE SIRAH	695.00	0010	1.3		1,000.00	1090	3.8
	818.57	0010	2.0		1,000.00	1115	2.7
	1,000.00	0010	0.6		1,000.00	1180	7.8
	1,061.00	1005	10.2		1,025.56	1180	10.0
	1,250.00	0010	6.1		1,049.80	0010	7.0
	1,500.00	0010	1.0		1,050.00	0010	2.5
	1,876.00	0910	7.6		1,100.00	5215	1.0
Wtd. Avg. Base and Total Tons	1,296.72		28.8		1,200.00	0010	5.8
PETITE VERDOT	1,300.00	0010	0.7		1,250.00	0010	1.7
Wtd. Avg. Base and Total Tons	1,300.00		0.7		1,250.00	0920	1.2
PINOT NOIR	695.00	0665	1.4		1,350.00	1090	6.3
	726.00	0840	0.7		1,350.00	7965	4.0
	900.00	0010	0.4		1,384.63	1145	2.7
	985.00	1015	6.4		1,400.00	1080	5.9
	1,091.64	0010	3.2		1,411.31	7993	6.1
	1,100.00	0010	2.3		1,450.00	1080	5.3
Wtd. Avg. Base and Total Tons	983.92		14.4		1,500.00	0010	22.0
PINOTAGE	1,150.00	1080	6.9		1,500.00	0920	3.5
Wtd. Avg. Base and Total Tons	1,150.00		6.9		1,500.00	1180	6.2
PRIMOTIVO	850.00	0010	13.9		1,600.00	0010	1.7
Wtd. Avg. Base and Total Tons	850.00		13.9		1,600.00	1180	15.6
RUBY CABERNET	800.00	0920	0.6		1,625.63	0805	5.3
Wtd. Avg. Base and Total Tons	800.00		0.6		1,700.00	0010	3.6
SANGIOVETO/SANGIOVESE	600.00	0770	2.5		1,700.00	1105	0.5
	900.00	0010	3.5		1,700.00	1105	0.5
	925.00	0920	7.1		1,739.07	0010	11.5
	950.00	0010	16.1		1,800.00	0010	4.5
	950.00	0920	24.2		1,800.00	1215	0.1
	1,000.00	0010	53.9		1,900.00	0010	4.2
	1,000.00	0920	1.8		2,800.00	0010	0.2
	1,000.00	1115	7.7				
	1,032.96	0930	25.8	Wtd. Avg. Base and Total Tons	1,232.69		244.5
	1,050.00	0010	9.6	TEMPRANILLO	925.00	0010	1.1
	1,100.00	0010	2.9		1,300.00	0010	18.8
	1,100.00	0010	5.1	Wtd. Avg. Base and Total Tons	1,279.27		19.9
	1,150.00	0010	5.1	TINTA CAO	925.00	0010	0.6
	1,200.00	0010	7.0		1,000.00	0010	7.6
	1,200.00	1090	8.5		1,050.00	0010	1.9
	1,204.00	1005	2.3	Wtd. Avg. Base and Total Tons	1,004.95		10.1
	1,250.00	0010	10.2	TOURIGA	550.00	0010	3.1
	1,260.00	0010	5.9	Wtd. Avg. Base and Total Tons	550.00		3.1
	1,350.00	7465	32.4	ZINFANDEL	350.00	0050	363.4
	1,900.00	0010	2.4		450.00	0055	18.1
Wtd. Avg. Base and Total Tons	1,085.81		228.9		460.00	0810	9.4
SOUZAO	750.00	1115	2.8		500.00	0430	452.6
	1,000.00	1115	1.2		500.00	0655	11.2
Wtd. Avg. Base and Total Tons	825.00		4.0		500.00	0665	8.9
					500.00	0010	23.6
					525.00	0010	23.6
					535.00	0665	24.0
					550.00	0760	3.7
					600.00	0010	31.0
					600.00	0150	27.3
					600.00	0770	7.6
					600.00	0780	0.4
					646.62	1000	1.0
					650.00	0780	0.4
					650.00	1115	1.0
					695.00	0665	3.6
					700.00	0770	8.9
					725.00	0645	16.0
					750.00	1115	57.7
					750.00	1202	1.6
					800.00	0010	56.6

TABLE 8: BASE PRICE PAID TO GROWERS FOR GRAPES CRUSHED AND DELIVERED TO CALIFORNIA PROCESSORS FROM THE 1999 CROP WITH BRIX FACTORS AND PURCHASED TONNAGE, BY TYPE, VARIETY, REPORTING DISTRICT WHERE GROWN, AND WEIGHTED AVERAGE BASE PRICE.

District, Type, and Variety	Base Price Per Ton	Brix Factors	Tons
	Dollars	Code a/	

District, Type, and Variety	Base Price Per Ton	Brix Factors	Tons
	Dollars	Code a/	

DISTRICT 10 (Cont'd.)

ZINFANDEL (Cont'd.)	800.00	0760	8.4
	800.00	1090	7.0
	800.00	1180	148.0
	813.00	0010	1.3
	814.00	0010	1.0
	815.00	1180	29.2
	816.00	0010	12.0
	831.30	0010	34.2
	850.00	0010	290.8
	850.00	0780	0.8
	850.00	0910	160.2
	850.00	0920	10.7
	850.00	1115	132.5
	850.00	1180	32.1
	850.00	7750	72.0
	900.00	0010	0.5
	900.00	0910	150.3
	900.00	0920	0.8
	900.00	0930	70.9
	900.00	1115	38.7
	900.00	1180	159.9
	925.00	0010	5.2
	945.00	0010	9.3
	950.00	0010	561.7
	950.00	0910	1,358.7
	950.00	1100	21.6
	1,000.00	0010	85.9
	1,000.00	0910	22.6
	1,000.00	0920	47.1
	1,000.00	0930	27.7
	1,000.00	1080	9.0
	1,000.00	1090	10.0
	1,000.00	1100	14.0
	1,000.00	1115	23.1
	1,000.00	1180	10.1
	1,000.00	1222	6.0
	1,015.86	0010	23.6
	1,050.00	0010	13.6
	1,100.00	0010	46.9
	1,100.00	0140	21.1
	1,100.00	0930	9.3
	1,100.00	1005	1.5
	1,100.00	1090	3.7
	1,100.00	1170	10.0
	1,100.00	1180	4.9
	1,130.99	0010	0.6
	1,150.00	1080	5.3
	1,197.91	1115	9.0
	1,200.00	0010	175.4
	1,200.00	0910	2.4
	1,200.00	0920	31.3
	1,200.00	1090	25.0
	1,200.00	1180	90.0
	1,200.00	1202	6.0
	1,212.96	1180	7.8
	1,233.81	0010	11.7
	1,250.00	0010	41.3
	1,300.00	0010	37.0
	1,300.00	0910	110.9
	1,300.00	0920	5.2
	1,300.00	1115	73.8
	1,325.00	0010	35.9
	1,350.00	0010	2.0
	1,362.29	0805	71.2
	1,400.00	0010	30.9
	1,400.00	0920	27.2
	1,400.00	1115	21.1
	1,400.00	7465	22.0
	1,477.96	7465	72.5
	1,500.00	0010	202.3
	1,500.00	0930	21.0
	1,500.00	1115	58.2
	1,500.00	1180	25.5
	1,600.00	0010	44.7
	1,600.00	0940	4.6
	2,000.00	0010	15.7

Wtd. Avg. Base and Total Tons 936.24 6,123.4

OTHER RED b/	800.00	1015	8.5
	850.00	1115	16.3
	925.00	0010	0.5
	950.00	0010	3.0
	1,000.00	1015	9.4
	1,400.00	0010	15.9

Wtd. Avg. Base and Total Tons 1,037.83 53.6

DISTRICT 11

TABLE GRAPES

FLAME TOKAY	175.00	0050	7,742.0
	185.00	0010	2,976.1
	190.00	0010	6.5
	190.00	0050	1,857.0
	325.00	0010	18.8

Wtd. Avg. Base and Total Tons 179.80 12,600.4

PACKINGHOUSE CULLS	45.00	0010	10.7
--------------------	-------	------	------

Wtd. Avg. Base and Total Tons 45.00 10.7

WINE GRAPES (WHITE)

BURGER	7.00 c/	1500	26.7
	175.00	0288	24.8
	175.00	1603	7,139.7
	185.00	0010	423.9
	190.00	0010	94.9
	200.00	0010	1,086.5
	200.00	0280	2,065.0
	200.00	1603	158.6
	225.00	0010	28.5

Wtd. Avg. Base and Total Tons 183.15 d/ 11,048.6

CHARDONNAY	7.00 c/	1500	19.8
	200.00	0010	123.8
	400.00	7965	1,362.4
	500.00	0120	9,480.6
	600.00	0010	119.5
	600.00	0100	138.7
	600.00	0115	1,822.7
	600.00	0120	942.4
	600.00	1080	48.4
	600.00	2795	252.6
	600.00	2807	229.4
	600.00	2936	382.8
	600.00	7010	23.2
	600.00	7473	17,739.7
	600.00	7965	318.8
	625.00	0120	924.8
	625.00	0200	1,081.1
	625.00	3140	90.1
	625.00	4966	210.9
	625.00	5108	299.5
	625.00	5315	133.7
	625.00	5323	445.1
	625.00	6140	348.3
	625.00	6155	47.0
	625.00	6263	3,583.3
	625.00	6310	462.9
	625.00	6540	2,315.8
	625.00	7255	2,135.1
	625.00	7430	522.2
	642.77	0010	77.7
	650.00	0010	2,989.3
	650.00	0910	1,790.0
	650.00	5300	271.3
	650.00	6263	2,281.3
	650.00	6525	588.9
	650.00	7965	2,347.3
	673.68	0010	967.4
	700.00	0010	76.6
	700.00	5300	1,163.8

TABLE 8: BASE PRICE PAID TO GROWERS FOR GRAPES CRUSHED AND DELIVERED TO CALIFORNIA PROCESSORS FROM THE 1999 CROP WITH BRIX FACTORS AND PURCHASED TONNAGE, BY TYPE, VARIETY, REPORTING DISTRICT WHERE GROWN, AND WEIGHTED AVERAGE BASE PRICE.

District, Type, and Variety	Base Price Per Ton	Brix Factors	Tons	District, Type, and Variety	Base Price Per Ton	Brix Factors	Tons
	Dollars	Code a/			Dollars	Code a/	
DISTRICT 11 (Cont'd.)				GRAY RIESLING	350.00	0010	60.5
CHARDONNAY (Cont'd.)	725.00	0010	140.4	Wtd. Avg. Base and Total Tons	350.00		60.5
	726.24	6145	106.7	MALVASIA BIANCA	275.00	0010	1,641.2
	735.00	0010	1,528.4	Wtd. Avg. Base and Total Tons	275.00		1,641.2
	735.00	6145	12,922.1	MUSCAT BLANC/M CANELLI	450.00	0010	125.0
	740.91	0010	558.1	Wtd. Avg. Base and Total Tons	450.00		125.0
	740.91	7965	1,643.5	MUSCAT ORANGE	550.00	0010	73.7
	741.00	0920	126.5	Wtd. Avg. Base and Total Tons	550.00		73.7
	750.00	0010	8.3	PEDRO XIMENES	325.00	0010	18.8
	750.00	0780	49.5	Wtd. Avg. Base and Total Tons	325.00		18.8
	750.00	0910	222.8	PINOT GRIS	600.00	0115	692.3
	750.00	6525	829.8		735.00	6145	64.2
	750.00	7280	26.4		800.00	0010	111.5
	752.48	7850	188.1		1,000.00	7345	18.2
	753.85	0010	215.3	Wtd. Avg. Base and Total Tons	643.16		886.2
	800.00	0010	465.7	ROUSANNE	1,100.00	0010	0.4
	800.00	0910	482.4		1,100.00	0150	3.0
	800.00	7850	151.2		1,100.00	0920	0.9
	814.50	0010	104.9		1,200.00	0010	3.7
	835.00	0010	10.0	Wtd. Avg. Base and Total Tons	1,146.25		8.0
	835.00	6145	364.0	SAUVIGNON BLANC	500.00	0010	73.1
	848.00	0010	304.8		500.00	0115	783.7
	850.00	7280	608.1		500.00	0120	210.4
	852.05	0860	191.4		500.00	0200	156.8
	900.00	0775	127.4		500.00	2940	2,648.3
	900.00	0780	90.4		500.00	7255	13.2
	900.00	0910	401.1		550.00	0910	233.8
	900.00	7350	176.6		551.60	4855	1,638.5
	935.00	0120	5,829.0		582.55	0010	22.9
	995.00	0010	151.6		582.55	6540	85.3
	1,000.00	0010	52.4		585.00	4860	105.0
	1,000.00	0775	133.8		585.00	4865	4,989.2
	1,000.00	0910	91.5		585.00	4870	87.1
	1,100.00	0010	100.4		600.00	1070	23.0
	1,100.00	7850	1,032.8		700.00	0010	68.2
	1,105.00	0780	31.1		700.00	6320	69.7
	1,105.00	7850	91.5		750.00	0910	588.8
Wtd. Avg. Base and Total Tons	667.23	d/	87,716.2		750.00	1090	36.6
CHENIN BLANC	7.00	c/	296.7		753.25	3120	751.8
	225.00	2135	574.1		775.00	0010	95.6
	250.00	0010	78.8		800.00	0010	120.5
	260.00	0010	131.5		825.00	0010	90.6
	275.00	2604	2,107.2		850.00	1165	14.7
	300.00	2604	778.4		912.39	0010	7.0
	315.00	0100	136.3		1,000.00	0010	48.0
	350.00	0085	53.9		1,100.00	1165	21.4
	350.00	0540	823.2	Wtd. Avg. Base and Total Tons	581.56		12,983.2
	400.00	5135	24.7	SEMILLON	250.00	0010	23.7
	450.00	5135	98.1		400.00	6540	143.9
	500.00	0780	73.7		419.28	2695	383.3
	525.00	0010	25.4		450.00	2695	1,393.4
	575.00	0010	24.6	Wtd. Avg. Base and Total Tons	437.81		1,944.3
Wtd. Avg. Base and Total Tons	297.03	d/	5,226.6	ST. EMILION (UGNI BLANC)	650.00	0920	0.9
FRENCH COLOMBARD	7.00	c/	156.0	Wtd. Avg. Base and Total Tons	650.00		0.9
	200.00	0010	544.0	SYMPHONY	300.00	0010	8.6
	200.00	3167	3,561.2		310.00	0200	359.9
	220.17	0010	175.3		350.00	3150	91.0
	225.00	0010	40.2				
	244.83	0430	124.5				
	248.43	0430	252.0				
	250.00	2600	277.4				
	250.00	3167	1,411.9				
	265.00	0115	380.0				
	275.00	2600	680.2				
	275.00	3167	1,369.9				
	300.00	5135	366.2				
	308.00	5135	76.8				
	330.00	4980	242.1				
	400.00	0460	24.8				
Wtd. Avg. Base and Total Tons	238.48	d/	9,682.5				

TABLE 8: BASE PRICE PAID TO GROWERS FOR GRAPES CRUSHED AND DELIVERED TO CALIFORNIA PROCESSORS FROM THE 1999 CROP WITH BRIX FACTORS AND PURCHASED TONNAGE, BY TYPE, VARIETY, REPORTING DISTRICT WHERE GROWN, AND WEIGHTED AVERAGE BASE PRICE.

District, Type, and Variety	Base Price Per Ton	Brix Factors	Tons	District, Type, and Variety	Base Price Per Ton	Brix Factors	Tons
	Dollars	Code a/			Dollars	Code a/	
DISTRICT 11 (Cont'd.)				CABERNET SAUVIGNON			
SYMPHONY (Cont'd.)	400.00	0850	95.6		400.00	7965	504.0
					500.00	0010	93.3
					500.00	0125	6,232.5
					500.00	7455	92.4
					600.00	0010	222.1
Wtd. Avg. Base and Total Tons	331.90		555.1		600.00	0115	1,963.4
					600.00	0120	112.2
VIIGNIER	600.00	0115	951.5		600.00	0125	4,018.4
	735.00	6145	152.9		600.00	0920	73.4
	835.00	6145	126.0		600.00	1135	52.6
	850.00	0920	6.8		600.00	3150	555.6
	1,000.00	1115	20.6		600.00	7065	588.1
	1,100.00	0010	12.0		600.00	7255	1,814.1
	1,100.00	0150	6.0		600.00	7473	16,870.5
	1,100.00	0770	14.1		600.00	7850	79.7
	1,100.00	0920	4.4		600.00	7965	632.0
	1,150.00	1080	6.2		625.00	6540	416.1
	1,200.00	0010	18.9		625.00	7474	101.1
	1,200.00	1180	15.8		625.00	7837	588.4
	1,500.00	0010	9.7		650.00	0910	5,868.3
					650.00	7455	49.3
Wtd. Avg. Base and Total Tons	682.83		1,344.9		650.00	7965	297.1
					650.00	8285	808.1
WHITE RIESLING	346.21	0010	68.9		695.64	0010	47.9
	400.00	0010	19.2		700.00	0010	1,748.1
					700.00	0910	15.0
Wtd. Avg. Base and Total Tons	357.93		88.1		700.00	7750	355.8
					715.21	0010	1,614.6
WINE GRAPES (RED)					725.00	7750	1,278.6
ALICANTE BOUSCHET	480.00	0770	4.0		745.37	7950	2,047.2
	500.00	0910	48.8		750.00	0010	2,359.3
	525.00	0010	91.5		750.00	0910	651.4
	525.00	5136	164.4		750.00	3150	765.1
	560.00	0010	38.8		750.00	7455	691.0
	700.00	0760	3.3		750.00	7965	643.0
	850.00	0805	6.0		782.72	0010	354.9
	850.00	0860	6.3		794.85	6540	150.6
	1,000.00	0010	17.5		794.85	7965	1,340.1
	1,000.00	0910	3.0		795.21	7450	315.5
	1,001.00	0830	2.6		800.00	0010	757.6
					800.00	0780	213.2
Wtd. Avg. Base and Total Tons	565.16		386.2		800.00	7850	44.5
					803.00	0780	23.0
ALVARELHAO	400.00	0910	21.0		825.00	0010	8.2
	770.00	7750	9.4		825.00	0200	1,137.6
					825.00	7750	11,138.6
Wtd. Avg. Base and Total Tons	514.41		30.4		835.00	7750	212.5
					850.00	0010	91.1
BARBERA	300.00	0770	42.0		850.00	0780	135.5
	400.00	0010	32.1		850.00	0790	69.8
	400.00	6553	232.5		850.00	0910	188.5
	600.00	1005	29.6		850.00	7850	257.2
	650.00	1080	17.8		875.34	0010	123.3
	770.00	7750	267.2		900.00	0010	105.7
	800.00	0680	43.4		900.00	1005	131.0
	870.00	7750	51.5		900.00	7350	137.0
	950.00	0010	1.8		900.00	7850	652.3
	1,200.00	0010	3.1		914.08	0930	98.4
	1,200.00	0920	19.4		925.00	7750	301.5
					935.00	0120	1,016.3
Wtd. Avg. Base and Total Tons	623.65		740.4		950.00	0860	38.7
					950.00	1080	44.0
CABERNET FRANC	400.00	0140	351.5		950.00	7350	269.5
	600.00	7065	170.9		950.00	7850	270.0
	625.00	7255	221.6		960.67	0010	258.4
	770.00	7750	210.5		1,000.00	0010	196.8
	800.00	0010	5.7		1,000.00	0915	19.5
	825.00	0010	4.4		1,000.00	7350	122.9
	875.00	7345	316.8		1,000.00	7850	250.2
	900.00	7350	64.8		1,031.29	0010	23.0
	900.00	7850	61.5		1,050.00	0910	24.6
	950.00	0010	63.5		1,100.00	0010	60.6
	986.35	0010	2.8		1,100.00	0780	18.7
	1,443.00	0780	97.6		1,100.00	7850	1,107.4
					1,120.00	0010	343.5
Wtd. Avg. Base and Total Tons	729.64		1,571.6		1,150.00	0010	101.7
					1,200.00	0010	79.8
					1,200.00	7350	321.1
					1,207.50	0860	83.7

TABLE 8: BASE PRICE PAID TO GROWERS FOR GRAPES CRUSHED AND DELIVERED TO CALIFORNIA PROCESSORS FROM THE 1999 CROP WITH BRIX FACTORS AND PURCHASED TONNAGE, BY TYPE, VARIETY, REPORTING DISTRICT WHERE GROWN, AND WEIGHTED AVERAGE BASE PRICE.

District, Type, and Variety	Base Price Per Ton	Brix Factors	Tons	District, Type, and Variety	Base Price Per Ton	Brix Factors	Tons
	Dollars	Code a/			Dollars	Code a/	
DISTRICT 11 (Cont'd.)							
CABERNET SAUVIGNON (Cont'd.)	1,466.00	0780	51.1		400.00	7965	189.3
					450.00	7455	150.4
					500.00	0125	7,511.3
					500.00	2988	84.3
Wtd. Avg. Base and Total Tons	696.56		76,938.8		500.00	7473	71.4
					600.00	0115	847.3
CARIGNANE	170.00	0010	53.0		600.00	0125	2,433.3
	325.00	0010	2,015.9		600.00	0920	68.8
	325.00	6553	1,708.9		600.00	3150	329.6
	350.00	0010	6.8		600.00	7473	5,842.5
	400.00	0010	134.6		600.00	7750	224.8
	400.00	0780	51.3		600.00	7965	631.3
	400.00	6540	421.0		625.00	0010	1,476.5
	400.00	6553	1,564.6		625.00	0200	1,393.9
	450.00	0010	273.6		625.00	1605	109.2
	475.00	0920	112.5		625.00	6540	2,069.3
	475.00	7280	234.3		625.00	7065	642.5
	500.00	0010	1.7		625.00	7255	903.3
	500.00	0910	507.6		625.00	7317	470.2
	585.00	1000	12.3		625.00	7430	219.7
	600.00	0010	4.1		625.00	7474	574.5
	650.00	0920	7.3		625.00	7837	619.2
	700.00	0920	5.4		635.00	7850	70.8
	750.00	0010	70.8		650.00	0910	1,400.5
	800.00	0010	26.0		650.00	0920	1.2
	800.00	0780	90.4		650.00	7950	2,108.6
	800.00	0920	19.8		650.00	7965	2,446.0
	800.00	0930	11.4		653.96	0010	122.1
	800.00	1005	20.7		678.01	0010	2,093.7
	825.00	0150	5.5		700.00	0010	285.1
	825.00	1180	24.5		700.00	1135	91.3
	850.00	0010	15.6		700.00	7455	180.4
	975.00	0010	16.4		700.00	7750	862.8
					735.00	7750	4,513.6
Wtd. Avg. Base and Total Tons	390.10		7,416.0		750.00	0010	232.6
					750.00	0780	43.5
CARNELIAN	975.00	0010	2.7		750.00	0910	859.1
					750.00	3150	231.2
Wtd. Avg. Base and Total Tons	975.00		2.7		750.00	7455	571.6
					754.55	0010	47.8
CHARBONO	816.59	0010	1.0		754.55	0910	262.0
					754.55	6540	275.2
Wtd. Avg. Base and Total Tons	816.59		1.0		754.55	7965	128.5
					766.20	7850	1,046.6
CINSAULT	800.00	0010	0.5		775.00	7850	233.7
					800.00	0010	403.4
Wtd. Avg. Base and Total Tons	800.00		0.5		800.00	0780	99.5
					800.00	0910	161.6
DOLCETTO	800.00	0010	10.6		800.00	0920	89.9
					800.00	1070	69.3
Wtd. Avg. Base and Total Tons	800.00		10.6		800.00	7474	610.8
					808.10	7750	179.7
GAMAY (NAPA)	381.37	0010	468.8		825.00	0010	7.8
	600.00	0010	4.1		825.00	7850	1,248.6
					830.01	0010	123.8
Wtd. Avg. Base and Total Tons	383.27		472.9		835.00	7750	380.0
					850.00	0910	173.3
GRENACHE	175.00	0010	220.8		850.00	1070	89.0
	200.00	0010	16.0		850.00	7850	60.5
	650.00	0920	6.0		900.00	0010	1,598.4
					900.00	0780	89.6
Wtd. Avg. Base and Total Tons	188.39		242.8		900.00	0910	40.1
					900.00	1005	120.3
MALBEC	770.00	7750	79.4		900.00	7850	106.0
					930.00	0010	172.6
Wtd. Avg. Base and Total Tons	770.00		79.4		998.00	0010	122.7
					1,000.00	0010	4.2
MATARO/MOURVEDRE	700.00	0010	7.2		1,042.76	0910	85.1
	800.00	0010	5.5		1,100.00	0780	44.7
	800.00	0920	7.6		1,105.00	0010	425.1
	1,400.00	0010	5.9		1,200.00	0010	209.4
					1,200.00	0910	50.7
Wtd. Avg. Base and Total Tons	907.63		26.2		1,200.00	0930	19.4
					1,200.00	1090	60.0
MERLOT	7.00 c/	1500	68.8		1,200.00	1170	9.4
	250.00	0010	54.0		1,200.00	1180	11.0
	400.00	0010	6.1		1,203.54	0010	10.4
	400.00	0780	1.5		1,207.50	0010	91.4

TABLE 8: BASE PRICE PAID TO GROWERS FOR GRAPES CRUSHED AND DELIVERED TO CALIFORNIA PROCESSORS FROM THE 1999 CROP WITH BRIX FACTORS AND PURCHASED TONNAGE, BY TYPE, VARIETY, REPORTING DISTRICT WHERE GROWN, AND WEIGHTED AVERAGE BASE PRICE.

District, Type, and Variety	Base Price Per Ton	Brix Factors	Tons	District, Type, and Variety	Base Price Per Ton	Brix Factors	Tons	
	Dollars	Code a/			Dollars	Code a/		
DISTRICT 11 (Cont'd.)								
MERLOT (Cont'd.)	1,350.00	0780	27.8		300.00	0010	18.0	
Wtd. Avg. Base and Total Tons	662.93 d/		52,096.4		500.00	0115	37.5	
PETITE SIRAH	500.00	0010	6.2		600.00	0910	10.0	
	500.00	0140	586.9		600.00	7750	32.5	
	600.00	0010	12.9		600.00	7850	293.1	
	600.00	7965	383.7		600.00	7965	701.1	
	662.29	3150	438.9		625.00	7837	424.3	
	662.29	7965	29.1		650.00	0010	160.8	
	770.00	7070	184.3		650.00	0910	1,368.1	
	870.00	7070	4.2		650.00	0920	7.8	
	900.00	1080	49.1		650.00	7965	146.8	
	1,000.00	0010	8.4		650.00	7967	58.3	
	1,000.00	0480	1.0		650.00	8273	61.9	
	1,015.00	0780	41.3		700.00	7750	26.4	
	1,100.00	0010	1.5		725.00	7150	42.7	
	1,100.00	0920	13.7		750.00	0010	1,205.1	
	1,100.00	1005	43.5		750.00	0200	117.3	
	1,193.00	0010	12.5		800.00	7850	314.0	
	1,200.00	0010	1.1		800.00	7890	156.6	
	1,200.00	0805	21.8		807.00	7465	23.7	
	1,650.00	0010	1.9		825.00	0010	7.9	
Wtd. Avg. Base and Total Tons	649.10		1,842.0		850.00	0010	33.5	
PETITE VERDOT	500.00	0140	47.1		850.00	7850	252.9	
Wtd. Avg. Base and Total Tons	500.00		47.1		900.00	1005	104.0	
PINOT NOIR	600.00	0125	442.5		900.00	1080	36.4	
	600.00	7065	416.3		900.00	1180	3.6	
	600.00	7255	203.1		950.00	0010	9.4	
	625.00	6540	28.1		950.00	1080	52.0	
	800.00	0010	6.0		950.00	7850	140.2	
	1,000.00	0930	1.5		950.00	7890	151.1	
	1,248.37	0010	1.4		961.04	0010	10.5	
	1,500.00	1090	8.0		975.00	1080	51.0	
Wtd. Avg. Base and Total Tons	609.59		1,106.9		1,000.00	0010	132.2	
PRIMOTIVO	600.00	0140	247.6		1,000.00	1080	148.5	
Wtd. Avg. Base and Total Tons	600.00		247.6		1,000.00	1090	21.1	
RUBIRED	400.00	0770	50.0		1,100.00	0010	92.7	
	450.00	0010	6.1		1,100.00	1215	11.6	
	500.00	0010	76.7		1,100.00	1215	11.6	
Wtd. Avg. Base and Total Tons	460.05		132.8		1,200.00	0010	98.0	
SALVADOR	400.00	0010	19.4		1,200.00	0930	10.0	
Wtd. Avg. Base and Total Tons	400.00		19.4		1,200.00	1120	20.6	
SANGIOVETO/SANGIOVESE	200.00	6525	604.9		1,200.00	1180	29.2	
	600.00	0125	749.5		1,200.00	8270	124.7	
	600.00	6525	1,296.4		1,208.00	0010	104.0	
	625.00	7837	363.8		1,250.00	0930	62.6	
	700.00	0010	1.4		1,275.00	0010	16.7	
	770.00	0010	354.2		1,275.00	0150	15.9	
	770.00	7750	151.9		1,360.00	0780	114.6	
	800.00	0010	4.6		1,400.00	0010	9.3	
	820.00	0010	135.6		Wtd. Avg. Base and Total Tons	768.39	7,129.8	
	950.00	0010	2.4		TANNAT	400.00	0125	31.6
	1,000.00	0920	0.9		Wtd. Avg. Base and Total Tons	400.00		31.6
Wtd. Avg. Base and Total Tons	568.70		3,665.6		TINTA CAO	400.00	0910	20.0
SOUZAO	400.00	0910	28.0		770.00	0010	1.4	
	770.00	0010	3.4		Wtd. Avg. Base and Total Tons	424.21		21.4
	770.00	7750	4.4		TOURIGA	400.00	0910	19.0
Wtd. Avg. Base and Total Tons	480.61		35.8		770.00	7750	34.1	
SYRAH/FRENCH SYRAH-SHIRAZ	225.00	6540	53.5		800.00	0920	1.0	
	250.00	0010	6.1		Wtd. Avg. Base and Total Tons	640.61		54.1
					TROUSSEAU	770.00	7750	9.4
					800.00	0010	1.5	
					Wtd. Avg. Base and Total Tons	774.13		10.9
					ZINFANDEL	7.00 c/	1500	60.8
						200.00	0010	203.3
						275.00	0010	29.2
						300.00	0045	728.3
						300.00	0332	206.5
						325.00	0010	2,014.8
						325.00	0040	505.9
						325.00	0060	191.8

TABLE 8: BASE PRICE PAID TO GROWERS FOR GRAPES CRUSHED AND DELIVERED TO CALIFORNIA PROCESSORS FROM THE 1999 CROP WITH BRIX FACTORS AND PURCHASED TONNAGE, BY TYPE, VARIETY, REPORTING DISTRICT WHERE GROWN, AND WEIGHTED AVERAGE BASE PRICE.

District, Type, and Variety	Base Price Per Ton	Brix Factors	Tons
	Dollars	Code a/	

District, Type, and Variety	Base Price Per Ton	Brix Factors	Tons
	Dollars	Code a/	

DISTRICT 11 (Cont'd.)

ZINFANDEL (Cont'd.)	325.00	0910	26.0
	325.00	1760	17.2
	325.00	1885	960.0
	350.00	0010	687.8
	350.00	0040	851.8
	350.00	0045	317.1
	350.00	0050	458.9
	350.00	0055	549.3
	350.00	0770	67.2
	350.00	1665	61.9
	350.00	1775	253.3
	350.00	2085	530.1
	365.00	0010	1,223.6
	375.00	0010	3,760.1
	375.00	0200	1,523.7
	375.00	0430	17,166.2
	375.00	1685	260.4
	375.00	1765	329.3
	375.00	1860	713.1
	375.00	2035	44.8
	375.00	2150	7,331.3
	389.53	0010	310.6
	389.53	1947	1,530.8
	390.00	0070	67.5
	400.00	0010	962.7
	400.00	0430	565.5
	400.00	1765	122.4
	400.00	1790	3,883.2
	406.23	0010	2,900.5
	440.00	0040	150.1
	440.00	0050	237.5
	450.00	0010	163.6
	450.00	0040	4,714.4
	450.00	0045	3,937.2
	450.00	0050	1,537.1
	450.00	0055	1,299.1
	450.00	0060	167.6
	450.00	0070	1,932.5
	450.00	1685	966.5
	457.26	0378	338.6
	457.26	0430	4,328.0
	457.26	1685	92.2
	475.00	6525	415.6
	500.00	0010	6.5
	500.00	0910	400.9
	500.00	1985	2,474.0
	500.00	1989	293.3
	500.00	1990	1,230.8
	503.63	0010	313.0
	512.13	0378	128.1
	550.00	8255	133.0
	566.50	0010	204.3
	600.00	0010	564.1
	600.00	0130	2,051.6
	600.00	0790	1.0
	600.00	0920	98.5
	600.00	1070	88.1
	600.00	1135	381.7
	600.00	6540	370.1
	600.00	6553	10,652.6
	600.00	7750	275.8
	600.00	7965	99.2
	650.00	0010	24.7
	650.00	0200	492.0
	650.00	7965	837.6
	700.00	0010	295.0
	700.00	0910	420.5
	700.00	1080	115.5
	700.00	1090	6.3
	700.00	1180	12.0
	700.00	7750	86.0
	725.00	1150	22.2
	725.00	7750	3,116.2
	750.00	0010	57.1
	750.00	1150	9.0
	750.00	1260	1.6
	750.00	8379	165.0

	800.00	0010	125.2
	800.00	0805	19.7
	800.00	0910	33.8
	800.00	1005	47.3
	800.00	6553	1,344.8
	800.00	6980	291.2
	800.00	7275	1,164.8
	800.00	7345	193.0
	825.00	7750	70.0
	850.00	0010	270.0
	850.00	1080	49.8
	882.26	0010	233.5
	900.00	0010	539.2
	900.00	0920	19.7
	900.00	0930	210.1
	900.00	1090	11.1
	909.00	0010	39.2
	920.00	0010	248.6
	950.00	0010	178.3
	950.00	1070	205.7
	950.00	1080	21.9
	975.00	1080	89.6
	985.00	1145	8.9
	1,000.00	0010	1,269.7
	1,000.00	1005	74.6
	1,000.00	1075	18.5
	1,000.00	1080	36.0
	1,000.00	1090	47.5
	1,000.00	1180	17.0
	1,010.00	0010	240.0
	1,050.00	0010	116.9
	1,100.00	0010	370.6
	1,100.00	1075	10.6
	1,131.15	0010	28.7
	1,150.00	0010	10.5
	1,200.00	0010	45.4
	1,200.00	0690	9.2
	1,200.00	0920	5.0
	1,200.00	1085	92.8
	1,200.00	1090	7.1
	1,200.00	1170	9.0
	1,250.00	0010	10.0
	1,400.00	0930	7.8
	1,400.00	1080	41.1
	1,600.00	0010	18.0
Wtd. Avg. Base and Total Tons	484.12 d/		105,090.9
OTHER RED b/	200.00	0010	23.6
	1,000.00	0010	13.1
Wtd. Avg. Base and Total Tons	485.56		36.7

DISTRICT 12

RAISIN GRAPES			
THOMPSON SEEDLESS	7.00 c/	1500	26.8
	8.50 c/	1500	893.5
	90.00	0010	378.5
	190.00	0010	35.2
	190.00	1865	469.9
	190.00	2440	111.3
	200.00	0010	27.6
	200.00	0100	1,025.0
	200.00	2600	588.2
	203.00	0010	1,209.2
	206.00	0010	54.7
	208.00	0010	1,705.6
	210.00	0010	30.3
Wtd. Avg. Base and Total Tons	194.70 d/		6,555.8
TABLE GRAPES			
FLAME TOKAY	160.00	0010	10.9
Wtd. Avg. Base and Total Tons	160.00		10.9

TABLE 8: BASE PRICE PAID TO GROWERS FOR GRAPES CRUSHED AND DELIVERED TO CALIFORNIA PROCESSORS FROM THE 1999 CROP WITH BRIX FACTORS AND PURCHASED TONNAGE, BY TYPE, VARIETY, REPORTING DISTRICT WHERE GROWN, AND WEIGHTED AVERAGE BASE PRICE.

District, Type, and Variety	Base Price Per Ton	Brix Factors	Tons	District, Type, and Variety	Base Price Per Ton	Brix Factors	Tons
	Dollars	Code a/			Dollars	Code a/	
DISTRICT 12 (Cont'd.)							
RIBIER	185.00	0010	53.5		205.00	0770	371.0
					210.00	2600	3,570.2
					225.00	2440	5,048.3
					225.00	3167	389.8
Wtd. Avg. Base and Total Tons	185.00		53.5		250.00	3167	200.8
					275.00	0010	627.8
				Wtd. Avg. Base and Total Tons	202.56 d/		43,367.0
WINE GRAPES (WHITE)							
BURGER	200.00	1655	94.3	MALVASIA BIANCA	275.00	0010	2,299.0
	200.00	1673	507.2				
Wtd. Avg. Base and Total Tons	200.00		601.5	Wtd. Avg. Base and Total Tons	275.00		2,299.0
CHARDONNAY	7.00 c/	1500	42.1	MUSCAT BLANC/M CANELLI	500.00	4865	18.1
	250.00	0010	10.8				
	350.00	5300	367.0	Wtd. Avg. Base and Total Tons	500.00		18.1
	400.00	0115	416.7	MUSCAT ORANGE	500.00	4865	96.3
	400.00	0120	7,363.6				
	400.00	5300	73.0	Wtd. Avg. Base and Total Tons	500.00		96.3
	400.00	5320	908.6	PALOMINO/G CHASSELAS	190.00	1655	23.5
	475.00	0780	38.2				
	475.00	6553	5,154.0	Wtd. Avg. Base and Total Tons	190.00		23.5
	500.00	0010	644.1	PINOT GRIS	400.00	0105	21.0
	500.00	0115	1,996.1		600.00	6263	129.6
	500.00	0780	4.3				
	500.00	1065	48.3	Wtd. Avg. Base and Total Tons	572.11		150.6
	500.00	4860	199.3	SAUVIGNON BLANC	425.00	2940	2,836.0
	500.00	5300	30.8		475.00	2930	295.7
	500.00	6540	269.1		560.00	4865	1,097.3
	500.00	6553	1,049.2		600.00	5083	707.1
	500.00	7465	100.2	Wtd. Avg. Base and Total Tons	483.07		4,936.1
	550.00	7465	145.0	SEMILLON	425.00	2695	891.1
	600.00	0115	1,484.0		500.00	4966	279.7
	600.00	0120	605.9				
	600.00	6263	1,228.4	Wtd. Avg. Base and Total Tons	442.92		1,170.8
	600.00	6540	268.8	SYMPHONY	450.00	0720	187.9
	600.00	7255	494.7				
	600.00	8270	510.9	Wtd. Avg. Base and Total Tons	450.00		187.9
	650.00	5300	1,423.9	VIOGNIER	400.00	0105	52.5
	700.00	0780	37.8		735.00	0010	31.9
	700.00	6540	481.7	Wtd. Avg. Base and Total Tons	526.62		84.4
	735.00	0010	89.6	WINE GRAPES (RED)			
	900.00	0010	24.2	ALICANTE BOUSCHET	1,100.00	0010	29.8
	900.00	5210	1,127.2		1,232.00	1015	5.8
	900.00	7290	89.4	Wtd. Avg. Base and Total Tons	1,121.51		35.6
Wtd. Avg. Base and Total Tons	508.91 d/		26,726.9	BARBERA	180.00	6525	225.2
CHENIN BLANC	190.00	0010	1,197.7		250.00	0010	2,095.6
	210.00	2082	734.0		250.00	7455	304.9
	225.00	0010	258.6		275.00	7455	206.0
	225.00	2135	2,031.4		300.00	0010	22.8
	225.00	2600	291.0		400.00	0010	23.1
	225.00	2604	722.5		600.00	7837	623.6
	250.00	0010	9.1	Wtd. Avg. Base and Total Tons	310.62		3,501.2
	250.00	0085	3,928.7	CABERNET FRANC	700.00	0010	15.4
	250.00	0750	138.4				
	250.00	2604	117.7	Wtd. Avg. Base and Total Tons	700.00		15.4
	275.00	2585	2,438.2	CABERNET SAUVIGNON	7.00 c/	1500	42.4
	300.00	2604	1,330.7		180.00	0010	69.8
Wtd. Avg. Base and Total Tons	245.73		13,198.0		400.00	0115	136.9
FRENCH COLOMBARD	7.00 c/	1500	43.4		400.00	0125	58.8
	165.00	0010	27.3		400.00	6525	933.8
	175.00	2440	626.0		500.00	0010	920.0
	185.00	0010	245.3		500.00	0120	18.3
	185.00	0095	663.3		500.00	0125	2,739.9
	185.00	2440	473.7				
	190.00	0010	6,984.4				
	190.00	0770	145.3				
	190.00	1880	371.5				
	190.00	2440	723.6				
	197.00	0010	16.8				
	200.00	0010	8,182.2				
	200.00	2440	176.2				
	200.00	2630	3,152.4				
	200.00	3140	638.9				
	200.00	3167	10,688.8				

TABLE 8: BASE PRICE PAID TO GROWERS FOR GRAPES CRUSHED AND DELIVERED TO CALIFORNIA PROCESSORS FROM THE 1999 CROP WITH BRIX FACTORS AND PURCHASED TONNAGE, BY TYPE, VARIETY, REPORTING DISTRICT WHERE GROWN, AND WEIGHTED AVERAGE BASE PRICE.

District, Type, and Variety	Base Price Per Ton	Brix Factors	Tons	District, Type, and Variety	Base Price Per Ton	Brix Factors	Tons
	Dollars	Code a/			Dollars	Code a/	
DISTRICT 12 (Cont'd.)				Wtd. Avg. Base and Total Tons	542.32 d/		17,541.0
CABERNET SAUVIGNON (Cont'd.)	500.00	4860	203.6	MISSION	175.00	6525	796.9
	500.00	6540	287.7		185.00	6540	1.4
	500.00	7455	70.8		192.00	0010	81.9
	500.00	7473	2,527.3		200.00	0010	12.3
	600.00	0910	431.8	Wtd. Avg. Base and Total Tons	176.92		892.5
	600.00	6540	829.3	MUSCAT HAMBURG	550.00	0010	47.8
	600.00	7255	421.6		550.00	1115	39.9
	647.43	0125	1,632.7		575.00	1220	3.7
	650.00	0130	236.8	Wtd. Avg. Base and Total Tons	551.01		91.4
	650.00	7455	1,232.3	PETITE SIRAH	600.00	0010	23.7
	669.00	7455	279.6		600.00	6525	448.9
	700.00	0010	407.9		662.61	1005	86.7
	700.00	8354	1,126.5	Wtd. Avg. Base and Total Tons	879.00	1200	10.4
	750.00	7455	1,031.1		614.62		569.7
	750.00	7830	392.5	PINOT NOIR	600.00	0125	755.0
	800.00	7965	517.9		600.00	7837	295.8
	950.00	0010	186.7	Wtd. Avg. Base and Total Tons	600.00		1,050.8
1,100.00	0920	117.6	ROYALTY	375.00	0010	33.9	
Wtd. Avg. Base and Total Tons	590.06 d/		16,853.6		400.00	0010	8.1
CARIGNANE	7.00 c/	1500	105.3	Wtd. Avg. Base and Total Tons	379.82		42.0
	200.00	0010	520.1	RUBIRED	250.00	0125	810.9
	250.00	0010	120.9		350.00	0125	722.1
	250.00	5300	1,385.6		385.00	6540	77.5
	250.00	6525	742.5		400.00	0010	787.1
	264.00	6525	403.5		405.00	0010	4,172.7
	275.00	0010	1,467.9		425.00	1135	29.6
	300.00	6525	59.2		450.00	6525	425.1
	300.00	6540	499.7	Wtd. Avg. Base and Total Tons	383.48		7,025.0
	325.00	0010	31.9	RUBY CABERNET	170.00	0010	29.1
	325.00	5300	324.3		180.00	6525	150.0
	325.00	6525	2,595.1		185.00	2570	88.4
	350.00	1135	178.8		250.00	6525	14.7
	400.00	0010	247.8		250.00	6540	384.0
	400.00	1038	326.1		250.00	6545	14.6
Wtd. Avg. Base and Total Tons	291.51 d/		9,008.7		300.00	0125	2,198.4
GRENACHE	7.00 c/	1500	15.8		325.00	0010	201.0
	154.00	0010	164.6		350.00	0010	824.1
	176.00	0010	161.6		350.00	6525	1,561.2
	185.00	0010	3,023.8		350.00	6540	46.3
	185.00	1880	577.1		400.00	0010	683.4
	185.00	6540	87.6		425.00	0200	665.0
	200.00	0010	181.4		425.00	6540	168.0
	200.00	0605	2,979.6		450.00	6540	118.8
	200.00	0910	37.2		500.00	0010	225.6
	225.00	0010	155.8		600.00	0010	291.5
	225.00	0605	2,898.4	Wtd. Avg. Base and Total Tons	351.78		7,664.1
	225.00	1880	4,536.6	SANGIOVETO/SANGIOVESE	400.00	0125	1,060.1
	225.00	2488	27.1		500.00	0010	173.6
	384.99	0010	67.8		500.00	0125	1,442.9
Wtd. Avg. Base and Total Tons	209.14 d/		14,914.4		500.00	6525	608.3
MERLOT	7.00 c/	1500	28.1	Wtd. Avg. Base and Total Tons	467.73		3,284.9
	200.00	0010	20.4	SYRAH/FRENCH SYRAH-SHIRAZ	210.00	6553	100.6
	400.00	0010	106.1		225.00	7965	81.3
	450.00	7455	370.8		300.00	0010	23.5
	500.00	0010	604.6		300.00	0125	112.5
	500.00	0115	77.1		300.00	1005	48.1
	500.00	0125	6,065.9		400.00	0010	9.2
	500.00	6525	157.3		400.00	0125	919.0
	500.00	7473	4,100.5		500.00	0010	32.0
	550.00	0130	770.0		500.00	0115	202.3
	562.50	0200	590.3		552.48	0910	351.0
	600.00	0125	993.1				
	600.00	7837	63.7				
	600.00	7965	90.1				
	623.58	6930	473.3				
	627.28	0125	1,315.7				
	650.00	7455	1,129.4				
	725.00	0010	152.9				
	800.00	0010	161.5				
	900.00	7830	270.2				

TABLE 8: BASE PRICE PAID TO GROWERS FOR GRAPES CRUSHED AND DELIVERED TO CALIFORNIA PROCESSORS FROM THE 1999 CROP WITH BRIX FACTORS AND PURCHASED TONNAGE, BY TYPE, VARIETY, REPORTING DISTRICT WHERE GROWN, AND WEIGHTED AVERAGE BASE PRICE.

District, Type, and Variety	Base Price Per Ton	Brix Factors	Tons	District, Type, and Variety	Base Price Per Ton	Brix Factors	Tons
	Dollars	Code a/			Dollars	Code a/	
DISTRICT 12 (Cont'd.)							
SYRAH/FRENCH SYRAH-SHIRAZ (Cont'd.)	675.00	7150	46.1		200.00	2570	324.7
	700.00	0010	170.2		200.00	2585	1,583.6
	950.00	0010	21.9		200.00	2600	18.9
Wtd. Avg. Base and Total Tons	447.68		2,117.7		203.00	0010	907.1
TEMPRANILLO	275.00	6525	183.9		210.00	0010	3,177.7
Wtd. Avg. Base and Total Tons	275.00		183.9	Wtd. Avg. Base and Total Tons	202.32		13,390.2
VALDEPENAS	250.00	5300	53.2	SULTANAS	190.00	0010	104.3
	300.00	0010	167.5		200.00	2570	8.2
	300.00	0770	117.5		203.00	0010	5.9
Wtd. Avg. Base and Total Tons	292.13		338.2	Wtd. Avg. Base and Total Tons	191.34		118.4
ZINFANDEL	7.00 c/	1500	26.4	THOMPSON SEEDLESS	7.00 c/	1500	89.7
	275.00	0010	3,595.0		7.00 c/	1515	62.4
	275.00	1760	1,582.4		8.00 c/	1500	786.3
	300.00	0010	246.1		8.75 c/	1500	578.7
	300.00	0040	479.3		9.00 c/	1500	130.5
	300.00	0045	10,076.6		10.00 c/	1500	781.8
	300.00	0055	170.4		10.00 c/	1505	4,709.3
	300.00	1665	842.2		10.00 c/	1508	566.5
	325.00	0010	765.4		10.00 c/	1510	1,659.3
	325.00	0060	394.2		165.00	0010	904.4
	325.00	0345	130.1		165.00	4830	359.9
	325.00	0430	1,144.2		175.00	2635	3,161.4
	325.00	1760	3,830.4		180.00	0010	1,232.9
	325.00	1785	100.8		185.00	0010	171.5
	325.00	1885	212.9		185.00	2635	972.3
	326.11	1885	250.8		185.00	3220	716.2
	338.00	0430	294.7		190.00	0010	18,051.2
	350.00	0010	991.9		190.00	1865	10,106.6
	350.00	0040	378.4		191.00	0010	28.4
	350.00	0050	882.1		192.00	0010	372.7
	350.00	0430	5,074.1		194.00	0010	481.1
	350.00	1760	268.1		195.00	0010	259.5
	350.00	3280	720.9		195.00	2440	3,571.8
	375.00	0010	53.3		195.00	2450	3,268.8
	400.00	0010	5,934.7		195.00	2455	5,007.7
	400.00	0045	226.0		195.00	2545	529.5
	400.00	1760	1,605.7		197.00	0010	948.4
	450.00	0045	1,279.2		198.00	0010	501.3
	500.00	0790	4.5		199.00	0010	595.2
	500.00	6525	82.3		200.00	0010	97,626.8
	500.00	6553	71.3		200.00	0070	616.7
	525.00	7455	208.5		200.00	0655	497.0
	550.00	1115	181.5		200.00	0770	68.5
	900.00	0010	206.8		200.00	2545	2,809.7
Wtd. Avg. Base and Total Tons	339.94 d/		42,311.2		200.00	2570	26,488.0
OTHER RED b/	175.00	6525	46.0		200.00	2585	1,701.2
	300.00	6540	7.7		200.00	2600	1,156.5
	350.00	0010	4.3		200.00	2602	3,105.9
Wtd. Avg. Base and Total Tons	204.57		58.0		200.00	6540	296.0
					201.00	0010	2,203.4
					202.00	0010	398.3
					203.00	0010	33,343.8
					204.00	0010	298.2
					205.00	0010	3,886.1
					206.00	0010	1,124.5
					207.00	0010	1,420.1
					208.00	0010	2,408.5
					209.00	0010	367.0
					210.00	0010	31,070.6
					210.00	0430	343.1
					210.00	1865	827.6
					212.00	2570	5,729.9
					230.00	0010	1,790.4
Wtd. Avg. Base and Total Tons	185.00 d/		1,479.1	Wtd. Avg. Base and Total Tons	200.28 d/		280,183.1
CANNER	30.00	0010	817.9	OTHER RAISIN b/	6.00 c/	1515	91.0
Wtd. Avg. Base and Total Tons	30.00		817.9	Wtd. Avg. Base and Total Tons	0.00 e/		91.0
FIESTA	185.00	0010	176.3	TABLE GRAPES			
	190.00	0010	81.7	BLACK MONUKKA	185.00	0010	102.9
	200.00	0010	7,120.2		200.00	2600	2.8
				Wtd. Avg. Base and Total Tons	185.40		105.7

TABLE 8: BASE PRICE PAID TO GROWERS FOR GRAPES CRUSHED AND DELIVERED TO CALIFORNIA PROCESSORS FROM THE 1999 CROP WITH BRX FACTORS AND PURCHASED TONNAGE, BY TYPE, VARIETY, REPORTING DISTRICT WHERE GROWN, AND WEIGHTED AVERAGE BASE PRICE.

District, Type, and Variety	Base Price Per Ton Dollars	Brix Factors Code a/	Tons	District, Type, and Variety	Base Price Per Ton Dollars	Brix Factors Code a/	Tons
DISTRICT 13 (Cont'd.)							
CHRISTMAS ROSE	7.00 c/	1515	39.2		180.00	0010	37.0
					185.00	0010	46.4
					194.48	0010	141.4
					196.24	0010	542.8
					199.76	0010	85.2
					202.40	0010	244.8
Wtd. Avg. Base and Total Tons	0.00 e/		39.2	Wtd. Avg. Base and Total Tons	195.75 d/		24,126.9
CONCORD	300.00	0010	156.5	WINE GRAPES (WHITE)			
Wtd. Avg. Base and Total Tons	300.00		156.5	BURGER	175.00	0040	14,032.0
CRIMSON	7.00 c/	1515	107.8	Wtd. Avg. Base and Total Tons	175.00		14,032.0
	150.00	0010	122.5	CHARDONNAY	7.00 c/	1500	68.3
Wtd. Avg. Base and Total Tons	150.00 d/		230.3		180.00	0010	4.6
EMPEROR	7.00 c/	1515	23.4		185.00	0010	215.9
Wtd. Avg. Base and Total Tons	0.00 e/		23.4		300.00	6540	243.7
EXOTIC	8.80 c/	1500	29.1		300.00	7052	22.8
Wtd. Avg. Base and Total Tons	0.00 e/		29.1		325.00	6515	181.6
FLAME SEEDLESS	7.00 c/	1515	654.8		350.00	5300	600.4
	8.80 c/	1500	412.2		350.00	6540	180.4
	176.00	0010	89.5		400.00	0010	2,235.2
	198.00	0010	154.5		400.00	0120	4,956.4
	200.00	0010	489.6		400.00	0450	40.7
Wtd. Avg. Base and Total Tons	196.65 d/		1,800.6		400.00	0910	54.9
MARROO	8.80 c/	1500	272.3		400.00	5300	2,464.3
Wtd. Avg. Base and Total Tons	0.00 e/		272.3		400.00	5320	8,793.7
NIABELL	200.00	2570	95.9		400.00	6515	12.3
Wtd. Avg. Base and Total Tons	200.00		95.9		400.00	6525	2,881.0
RED GLOBE/ROSE-ITO	7.00 c/	1515	251.0		400.00	6540	484.4
	120.00	0010	518.5		425.00	7977	22.6
	150.00	0010	317.2		450.00	0200	954.9
Wtd. Avg. Base and Total Tons	131.39 d/		1,086.7		450.00	5300	1,240.5
RED MALAGA	7.00 c/	1515	16.9		450.00	6540	137.8
Wtd. Avg. Base and Total Tons	0.00 e/		16.9		500.00	0010	1,541.7
RED SEEDLESS	7.00 c/	1500	321.3		500.00	1000	146.6
Wtd. Avg. Base and Total Tons	0.00 e/		321.3		500.00	2510	731.9
RIBIER	7.00 c/	1515	292.3		500.00	2973	198.0
Wtd. Avg. Base and Total Tons	0.00 e/		292.3		500.00	6525	60.4
RUBY SEEDLESS/KING RUBY	7.00 c/	1515	211.5		500.00	6530	17.1
	8.80 c/	1500	614.7		500.00	6540	968.0
	133.00	0010	106.3		500.00	7005	235.3
	185.00	0010	162.3		512.00	0010	541.6
	202.40	0010	319.9		550.00	0010	85.8
Wtd. Avg. Base and Total Tons	185.07 d/		1,414.7		575.00	3030	1,048.2
WHITE MALAGA	8.50 c/	1500	1,437.0		575.00	7052	282.6
	190.00	0010	217.0		575.00	7065	177.4
	190.00	1655	332.2		600.00	0010	658.3
	190.00	1880	516.6		600.00	6540	269.3
	190.00	2570	222.4		605.72	3035	846.8
	203.00	0010	613.1		650.00	5300	18.2
Wtd. Avg. Base and Total Tons	194.19 d/		3,338.3		650.00	6540	178.2
OTHER TABLE b/	7.00 c/	1500	3,740.1		673.02	3035	1,010.3
	8.00 c/	1500	595.4		700.00	0010	300.0
	8.80 c/	1500	645.4		757.22	7977	548.8
	9.00 c/	1500	18,034.6		800.00	0010	53.3
	125.00	0010	13.8		800.00	7040	520.3
					884.00	0010	1,289.2
					1,200.00	0790	10.0
				Wtd. Avg. Base and Total Tons	468.06 d/		37,533.7
				CHENIN BLANC	7.00 c/	1500	6.8
					9.50 c/	1500	1,396.2
					185.00	1880	2,463.6
					190.00	0010	17,836.4
					190.00	0655	185.2
					190.00	1880	186.0
					190.00	2135	20,663.4
					200.00	0010	695.0
					200.00	1865	143.5
					200.00	1880	3,229.0
					200.00	2080	2,317.5
					200.00	2135	5,464.3
					200.00	2160	246.8
					200.00	2295	1,522.9
					210.00	0200	695.3
					210.00	0450	308.1

TABLE 8: BASE PRICE PAID TO GROWERS FOR GRAPES CRUSHED AND DELIVERED TO CALIFORNIA PROCESSORS FROM THE 1999 CROP WITH BRIX FACTORS AND PURCHASED TONNAGE, BY TYPE, VARIETY, REPORTING DISTRICT WHERE GROWN, AND WEIGHTED AVERAGE BASE PRICE.

District, Type, and Variety	Base Price Per Ton	Brix Factors	Tons	District, Type, and Variety	Base Price Per Ton	Brix Factors	Tons
	Dollars	Code a/			Dollars	Code a/	
DISTRICT 13 (Cont'd.)							
CHENIN BLANC (Cont'd.)	225.00	0010	638.7		325.00	7002	139.9
	225.00	0615	821.4		350.00	0010	241.8
	225.00	2135	6,511.2		350.00	0200	334.8
	225.00	2160	1,926.8		375.00	0010	1,582.3
	225.00	2535	74.8		400.00	6540	460.5
	225.00	2600	1,575.9		500.00	0010	417.1
	233.00	0010	961.9		500.00	1100	119.8
	250.00	0070	1,573.0		500.00	1120	128.2
	250.00	0430	845.7	Wtd. Avg. Base and Total Tons	356.20		16.0
	275.00	0070	1,479.2				
Wtd. Avg. Base and Total Tons	201.89	d/	73,768.6	MUSCAT OF ALEXANDRIA	160.00	2930	120.1
EMERALD RIESLING	142.57	0010	538.4		200.00	0100	83.9
	184.79	0260	58.8		200.00	6510	1,113.3
	185.00	2585	201.3		219.00	2930	1,874.8
Wtd. Avg. Base and Total Tons	156.38		798.5		225.00	0010	7,399.8
FRENCH COLOMBARD	7.00	c/ 1500	5.2		225.00	0910	110.8
	7.00	c/ 1515	8.8		225.00	2570	2.4
	7.50	c/ 1500	5.6		225.00	2930	1,388.6
	165.00	2745	290.7		225.00	6540	589.4
	175.00	2435	6,045.0		225.00	6545	401.0
	175.00	2575	2,028.5		225.00	7002	268.2
	175.00	2800	1,353.1		240.00	0760	227.7
	180.00	0010	9,143.9		250.00	0010	4,972.6
	184.00	0010	6,026.2		250.00	0910	1,988.4
	185.00	0010	249.2		250.00	2600	164.1
	185.00	1880	3,478.1		250.00	6525	1,567.3
	185.00	5083	22.7		250.00	6530	111.9
	189.00	0070	5,603.5		255.00	7315	480.2
	189.00	1880	4,172.1	Wtd. Avg. Base and Total Tons	233.29	0920	1.6
	190.00	0010	127,508.1				
	190.00	0115	736.0	MUSCAT ORANGE	358.15	0010	98.1
	190.00	0645	2,281.8		1,100.00	0010	8.6
	190.00	1880	1,802.4	Wtd. Avg. Base and Total Tons	417.94		106.7
	190.00	2440	75.0	PALOMINO/G CHASSELAS	8.00	c/ 1500	20.1
	190.00	2512	593.5		175.00	0010	691.6
	190.00	2585	3,699.3		175.00	2585	115.6
	190.00	2602	462.8		185.00	0010	42.2
	195.00	2440	5,798.1		190.00	0010	2,175.5
	195.00	2745	167.8		190.00	0645	11.1
	195.00	3150	945.3		190.00	1655	180.6
	200.00	0010	34,919.1		190.00	1880	109.9
	200.00	0070	1,553.6		190.00	2602	51.9
	200.00	0450	2,086.7		200.00	2125	509.8
	200.00	0540	1,594.0		200.00	2602	408.6
	200.00	0760	550.1		203.00	0010	184.7
	200.00	1880	9,091.1		216.00	0010	445.2
	200.00	2545	815.9	Wtd. Avg. Base and Total Tons	192.20	d/	4,946.8
	200.00	2570	5,658.7	SAUVIGNON BLANC	200.00	2930	97.1
	200.00	2630	4,812.5		300.00	0010	214.4
	200.00	2745	1,506.4		330.00	2930	567.4
	210.00	2600	218.7		400.00	4830	258.3
	216.00	0010	470.4		460.00	0010	201.5
	225.00	0010	146.1		500.00	0760	31.8
	250.00	0010	96.2	Wtd. Avg. Base and Total Tons	352.35		1,370.5
	385.00	0010	129.2	SEMILLON	200.00	2570	22.3
	450.00	0780	4.0		260.00	0010	67.3
Wtd. Avg. Base and Total Tons	191.66	d/	246,155.4		275.00	0450	21.0
MALVASIA BIANCA	7.00	c/ 1515	79.3		325.00	1639	150.2
	225.00	0010	853.1		325.00	3030	216.3
	250.00	0010	317.5		337.37	7065	319.1
	275.00	0010	301.1		350.00	0645	219.5
	316.00	0010	322.7		350.00	7065	280.7
	575.00	0010	20.5	Wtd. Avg. Base and Total Tons	331.36		1,296.4
Wtd. Avg. Base and Total Tons	257.80	d/	1,894.2	ST. EMILION (UGNI BLANC)	210.00	0430	1,542.5
MUSCAT BLANC/M CANELLI	225.00	0010	193.1		225.00	0550	221.7
	235.00	0485	42.7	Wtd. Avg. Base and Total Tons	211.88		1,764.2
	325.00	0010	468.8				
	325.00	2585	14.4				
	325.00	6540	49.3				

TABLE 8: BASE PRICE PAID TO GROWERS FOR GRAPES CRUSHED AND DELIVERED TO CALIFORNIA PROCESSORS FROM THE 1999 CROP WITH BRIX FACTORS AND PURCHASED TONNAGE, BY TYPE, VARIETY, REPORTING DISTRICT WHERE GROWN, AND WEIGHTED AVERAGE BASE PRICE.

District, Type, and Variety	Base Price Per Ton	Brix Factors	Tons	District, Type, and Variety	Base Price Per Ton	Brix Factors	Tons
	Dollars	Code a/			Dollars	Code a/	
DISTRICT 13 (Cont'd.)					1,120.00	0900	10.0
SYMPHONY	237.50	6530	901.0	Wtd. Avg. Base and Total Tons	319.52	d/	441.7
	265.10	0200	8.2	CABERNET SAUVIGNON	7.00	c/	1515
	300.00	0200	1,746.8		185.00	2570	166.5
	300.00	3150	425.9		225.00	6545	63.8
Wtd. Avg. Base and Total Tons	281.64		3,081.9		250.00	0570	63.9
VIOGNIER	154.00	0010	8.1		260.00	0010	58.5
	400.00	5300	86.5		290.00	0010	95.6
	500.00	0770	2.9		400.00	0770	54.7
	550.00	0770	94.4		400.00	6515	279.3
	600.00	0910	49.0		400.00	6525	18,022.7
	735.00	0010	209.5		425.00	0770	55.5
	800.00	0910	47.1		450.00	0010	1,176.0
	1,200.00	1180	47.4		450.00	6525	200.3
Wtd. Avg. Base and Total Tons	673.81		544.9		450.00	7455	253.3
OTHER WHITE b/	7.00	c/	1500		456.29	0200	193.2
	7.00	c/	1515		500.00	0010	4,744.7
	8.00	c/	1500		500.00	0910	25.4
	8.80	c/	1500		500.00	2978	150.3
	160.00	1655	350.4		500.00	6525	1,561.1
	165.00	0010	21.3		500.00	7455	336.7
	180.00	0010	13.1		575.00	0010	207.3
	210.00	0010	5.7		650.00	0800	1.0
Wtd. Avg. Base and Total Tons	161.67	d/	1,257.5		750.00	7052	195.5
					800.00	0010	66.9
					800.00	6525	220.2
					1,000.00	0010	341.0
					1,690.00	0010	20.5
				Wtd. Avg. Base and Total Tons	440.31	d/	28,567.5
WINE GRAPES (RED)							
ALEATICO	350.00	0200	66.7	CARIGNANE	8.00	c/	1500
	600.00	0780	48.4		175.00	0010	22.9
Wtd. Avg. Base and Total Tons	455.13		115.1		180.00	0010	20.3
ALICANTE BOUSCHET	150.00	0010	122.9		190.00	6525	711.9
	175.00	0010	415.4		200.00	0010	20.3
	180.00	2570	58.4		200.00	0910	843.4
	210.00	0010	296.0		210.00	0010	1.7
	250.00	2570	652.2		225.00	0010	170.2
	250.00	2600	937.4		225.00	7590	1,103.7
	325.00	0010	72.1		235.00	0010	3,151.5
	400.00	0780	19.4		250.00	0010	31.6
	500.00	0010	14.0		250.00	0115	629.6
	500.00	0480	8.1		250.00	0125	64.4
	550.00	0920	12.7		250.00	0770	834.1
Wtd. Avg. Base and Total Tons	234.01		2,608.6		250.00	3140	2,122.5
					250.00	6525	283.6
					250.00	7720	49.2
					275.00	0010	2,993.7
BARBERA	7.00	c/	1500		275.00	0125	11,816.5
	180.00	0010	230.2		275.00	6530	1,842.4
	185.00	3140	97.0		300.00	0010	283.6
	200.00	0010	20.7		300.00	0910	641.2
	225.00	0010	31.5		326.68	0010	366.1
	225.00	6525	4,883.4		400.00	0780	29.4
	225.00	7590	922.6	Wtd. Avg. Base and Total Tons	261.66	d/	28,056.6
	235.00	0010	7,861.8	CARMINE	402.61	0200	140.5
	240.00	0100	1,223.0		500.00	0010	21.2
	250.00	0115	412.7	Wtd. Avg. Base and Total Tons	415.38		161.7
	250.00	0665	146.0	CARNELIAN	7.00	c/	1515
	250.00	3130	4,823.7		190.00	0010	127.1
	250.00	3140	988.8		200.00	6525	787.4
	250.00	6515	183.4		250.00	0010	735.6
	250.00	6525	38,759.5		250.00	3140	163.7
	275.00	0010	20,116.6		250.00	6525	2,259.0
	275.00	6540	539.9		300.00	0010	156.6
	300.00	0910	543.5	Wtd. Avg. Base and Total Tons	240.74	d/	4,288.3
	300.00	3140	1,608.7	CENTURIAN	190.00	0010	83.6
	300.00	7255	484.9		292.76	6540	736.7
	315.00	0115	386.1		325.00	0910	241.0
	325.00	6540	335.1				
	500.00	0770	1.3				
Wtd. Avg. Base and Total Tons	254.72	d/	85,686.9				
CABERNET FRANC	7.00	c/	1515				
	300.00	0010	410.1				

TABLE 8: BASE PRICE PAID TO GROWERS FOR GRAPES CRUSHED AND DELIVERED TO CALIFORNIA PROCESSORS FROM THE 1999 CROP WITH BRIX FACTORS AND PURCHASED TONNAGE, BY TYPE, VARIETY, REPORTING DISTRICT WHERE GROWN, AND WEIGHTED AVERAGE BASE PRICE.

District, Type, and Variety	Base Price Per Ton	Brix Factors	Tons	District, Type, and Variety	Base Price Per Ton	Brix Factors	Tons
	Dollars	Code a/			Dollars	Code a/	
DISTRICT 13 (Cont'd.)							
CENTURIAN (Cont'd.)	329.94	6540	566.6		750.00	7255	466.5
Wtd. Avg. Base and Total Tons	305.20		1,627.9		800.00	0010	20.3
DOLCETTO	250.00	0010	196.5		800.00	0910	5.8
Wtd. Avg. Base and Total Tons	250.00		196.5		860.00	0010	221.8
GAMAY (NAPA)	180.00	0010	259.2		925.00	0010	16.2
	294.25	0200	577.5		1,690.00	0010	20.9
	300.00	0645	407.4	Wtd. Avg. Base and Total Tons	437.63		35,575.4
	450.00	0770	82.9	MISSION	175.00	0010	1,155.0
Wtd. Avg. Base and Total Tons	283.43		1,327.0		175.00	6525	754.5
GRENACHE	7.00 c/	1500	138.1		185.00	0010	86.6
	7.00 c/	1515	240.2		200.00	0010	16.5
	175.00	1865	317.9		200.00	0665	15.7
	176.00	0010	126.6		210.00	0010	96.5
	184.00	0010	401.2	Wtd. Avg. Base and Total Tons	177.38		2,124.8
	185.00	0010	39,401.2	NEBBIOLO	300.00	0010	239.7
	185.00	0865	354.0	Wtd. Avg. Base and Total Tons	300.00		239.7
	185.00	1865	13,146.9	PETITE SIRAH	330.00	0200	109.2
	185.00	2635	293.1		400.00	6500	85.7
	185.00	6540	545.1		1,250.00	0670	2.0
	190.00	0010	256.8	Wtd. Avg. Base and Total Tons	369.81		196.9
	200.00	0010	842.5	PINOT NOIR	302.50	0200	28.0
	200.00	1865	1,092.2		650.00	0655	36.4
	220.00	0010	1,940.9	Wtd. Avg. Base and Total Tons	498.91		64.4
	225.00	0010	780.6	ROYALTY	388.08	6540	178.3
	225.00	1865	457.4		400.00	0010	715.4
	230.00	0770	16.7		400.00	0125	308.2
	230.00	7720	18.4		400.00	3130	138.1
	250.00	0010	990.8		400.00	6525	3,068.5
	300.00	7150	22.5	Wtd. Avg. Base and Total Tons	399.52		4,408.5
	375.00	7150	82.6	RUBIRED	300.00	0010	66.6
	450.00	0800	1.0		350.00	0010	98.3
	585.00	0805	25.9		350.00	0115	116.3
	650.00	8290	4.3		350.00	6525	148.3
	950.00	0150	9.2		375.00	0910	138.5
Wtd. Avg. Base and Total Tons	189.04 d/		61,506.1		387.17	6540	972.3
MERLOT	180.00	0010	4.2		388.08	6540	815.6
	210.00	6525	36.8		400.00	0010	23,500.0
	225.00	6540	22.5		400.00	0125	2,392.3
	225.00	6545	67.3		400.00	0200	556.7
	275.00	0770	33.5		400.00	0910	481.5
	300.00	0010	23.9		400.00	3130	3,203.8
	300.00	6545	848.3		400.00	6525	18,177.3
	342.00	0920	1,174.6		400.00	7065	344.5
	400.00	0010	4,446.4		420.00	0770	400.2
	400.00	0125	4,724.3		425.00	7010	108.4
	400.00	0780	15.4		435.00	7010	74.4
	400.00	0910	777.4		450.00	0910	174.2
	400.00	0920	113.0		500.00	0010	790.3
	400.00	6515	68.6		500.00	6835	200.9
	400.00	6525	8,397.1	Wtd. Avg. Base and Total Tons	401.34		52,760.4
	400.00	7455	634.1	RUBY CABERNET	7.00 c/	1515	86.0
	436.00	7455	1,263.1		175.00	0010	71.3
	448.93	0200	887.3		180.00	0010	13.5
	450.00	0130	1,957.6		200.00	6525	45.6
	450.00	0200	168.1		250.00	0010	10.3
	450.00	0780	74.6		250.00	6500	577.8
	450.00	6525	296.7		250.00	6525	10,920.6
	450.00	7450	1,316.5		250.00	7965	16.2
	450.00	7455	238.4		285.00	0770	24.8
	500.00	0125	1,833.5		300.00	0010	7,487.1
	500.00	0910	313.8		300.00	0115	199.5
	500.00	6525	201.9		300.00	7040	229.4
	500.00	7455	2,952.1		325.00	2930	948.6
	575.00	0010	266.1		350.00	0010	40.0
	600.00	0010	829.7		350.00	0910	278.4
	600.00	6525	508.7				
	600.00	6540	102.5				
	600.00	6930	135.1				
	700.00	2988	90.8				

TABLE 8: BASE PRICE PAID TO GROWERS FOR GRAPES CRUSHED AND DELIVERED TO CALIFORNIA PROCESSORS FROM THE 1999 CROP WITH BRIX FACTORS AND PURCHASED TONNAGE, BY TYPE, VARIETY, REPORTING DISTRICT WHERE GROWN, AND WEIGHTED AVERAGE BASE PRICE.

District, Type, and Variety	Base Price Per Ton	Brix Factors	Tons
	Dollars	Code a/	

District, Type, and Variety	Base Price Per Ton	Brix Factors	Tons
	Dollars	Code a/	

DISTRICT 13 (Cont'd.)

RUBY CABERNET (Cont'd.)	350.00	2930	563.4
	350.00	6525	6,328.1
	350.00	7455	187.4
	366.02	6540	1,393.7
	375.00	0200	164.5
	400.00	7255	421.0
	450.00	0010	113.2
	450.00	0955	101.3
	475.00	0010	549.0
	475.00	0910	55.1
	475.00	7052	386.8
	522.00	0010	296.3
Wtd. Avg. Base and Total Tons	306.99 d/		31,508.9
SALVADOR	325.00	6525	56.4
	350.00	3140	87.3
Wtd. Avg. Base and Total Tons	340.19		143.7
SANGIOVETO/SANGIOVESE	7.00 c/	1500	209.8
	160.00	0010	20.8
	200.00	0010	6.2
	200.00	6525	213.7
	225.00	6540	135.3
	288.61	0010	193.6
	300.00	0010	506.2
	325.00	0770	33.3
	350.00	0010	485.7
	712.50	0780	16.4
Wtd. Avg. Base and Total Tons	296.67 d/		1,821.0
SOUZAO	420.20	0010	56.4
Wtd. Avg. Base and Total Tons	420.20		56.4
SYRAH/FRENCH SYRAH-SHIRAZ	205.00	0010	498.2
	210.00	0010	987.7
	210.00	6525	144.1
	210.00	6615	1,331.3
	227.50	0910	23.0
	250.00	0010	205.6
	250.00	0770	121.4
	250.00	7950	340.9
	300.00	0010	626.7
	300.00	0115	706.5
	300.00	6525	50.1
	303.00	6525	197.5
	325.00	6525	809.5
	350.00	0010	639.5
	400.00	0010	13.9
	400.00	1080	4.0
	400.00	6515	47.0
	400.00	6525	169.8
	475.00	0910	94.7
	500.00	0770	4.0
	517.64	0010	1,064.8
	550.00	0010	3.7
	600.00	0770	11.2
	600.00	0910	645.6
	600.00	6525	1,800.7
	650.00	1090	166.3
	700.00	0130	5.1
	850.00	0920	4.4
Wtd. Avg. Base and Total Tons	376.71		10,717.2
TEMPRANILLO	450.00	0010	23.3
	480.00	0010	23.2
Wtd. Avg. Base and Total Tons	464.97		46.5
TOURIGA	250.00	0770	17.9
Wtd. Avg. Base and Total Tons	250.00		17.9

VALDEPENAS	275.00	6540	1,687.1
	300.00	0770	42.0
	425.00	0770	12.2
Wtd. Avg. Base and Total Tons	276.65		1,741.3
ZINFANDEL	7.00 c/	1500	52.8
	7.00 c/	1515	22.0
	150.00	0010	44.3
	200.00	0010	105.0
	200.00	0770	108.1
	225.00	0010	671.0
	225.00	1743	2,098.5
	250.00	0010	16,296.4
	250.00	0050	601.7
	250.00	0930	58.7
	275.00	0010	12,250.8
	275.00	1655	237.4
	275.00	1723	69.9
	275.28	1885	561.5
	300.00	0010	430.5
	300.00	0045	6,280.3
	300.00	1599	418.3
	300.00	1605	862.2
	300.00	1627	1,701.6
	300.00	1629	685.9
	300.00	1639	420.7
	300.00	1663	200.1
	300.00	1675	406.8
	300.00	1705	760.7
	300.00	1760	221.0
	300.00	1763	241.2
	300.00	1765	1,174.2
	300.00	1770	148.2
	300.00	6540	72.1
	325.00	0010	1,696.4
	325.00	0060	2,453.4
	325.00	1655	3,797.8
	325.00	1765	335.8
	325.00	1815	122.3
	336.00	1655	3,118.1
	350.00	0050	47.5
	350.00	0345	232.6
	350.00	1655	2,056.9
	350.00	1761	457.7
	375.00	1655	2,673.1
	400.00	0010	1,059.9
	400.00	0345	260.0
	400.00	1625	176.8
	400.00	1650	398.5
	400.00	1785	94.0
	450.00	0770	151.2
	450.00	0930	372.1
	500.00	0770	5.1
	650.00	0010	3.2
	750.00	0010	44.2
	850.00	0010	4.8
Wtd. Avg. Base and Total Tons	293.30 d/		66,763.3
OTHER RED b/	7.00 c/	1515	214.6
	120.00	0010	326.9
	150.00	0010	908.3
	160.00	1880	179.7
	192.07	0260	236.0
	200.00	0780	303.2
	210.00	0010	14.2
	300.00	0010	227.5
	450.00	7455	146.1
Wtd. Avg. Base and Total Tons	190.94 d/		2,556.5

DISTRICT 14

RAISIN GRAPES			
BLACK CORINTH (ZANTES)	209.00	0010	54.9
Wtd. Avg. Base and Total Tons	209.00		54.9

TABLE 8: BASE PRICE PAID TO GROWERS FOR GRAPES CRUSHED AND DELIVERED TO CALIFORNIA PROCESSORS FROM THE 1999 CROP WITH BRIX FACTORS AND PURCHASED TONNAGE, BY TYPE, VARIETY, REPORTING DISTRICT WHERE GROWN, AND WEIGHTED AVERAGE BASE PRICE.

District, Type, and Variety	Base Price Per Ton	Brix Factors	Tons	District, Type, and Variety	Base Price Per Ton	Brix Factors	Tons
	Dollars	Code a/			Dollars	Code a/	
DISTRICT 14 (Cont'd.)							
THOMPSON SEEDLESS	8.00 c/	1500	922.0		154.70	0010	125.8
	160.00	1865	328.3		181.80	0010	5,004.6
	165.00	0010	47.7		200.00	0010	57.4
	185.00	0010	743.0	Wtd. Avg. Base and Total Tons	180.46		5,301.3
	185.89	0260	811.1	RED SEEDLESS	202.50	0010	264.8
	190.00	1865	2,816.9	Wtd. Avg. Base and Total Tons	202.50		264.8
	190.00	4830	2,988.8	RIBIER	7.00 c/	1515	110.9
	191.70	0010	4,476.9		8.80 c/	1500	284.9
	195.00	0010	84.5		150.00	0010	303.5
	195.00	2440	1,893.0		150.00	2585	409.5
	200.00	0010	12,693.7		160.00	0010	83.7
	200.00	0810	2,660.7		200.00	0010	92.3
	200.00	0820	843.8	Wtd. Avg. Base and Total Tons	156.13 d/		1,284.8
	200.00	2570	744.8	ROGUE	186.30	0010	2.8
	203.00	0010	24.2	Wtd. Avg. Base and Total Tons	186.30		2.8
	205.20	0010	8,183.9	RUBY SEEDLESS/KING RUBY	175.00	0010	1,018.8
	210.00	0010	1,446.8		185.00	4830	263.0
	212.00	2570	265.1		200.70	0010	4,808.6
Wtd. Avg. Base and Total Tons	198.00 d/		41,975.2		218.50	0010	111.0
TABLE GRAPES				Wtd. Avg. Base and Total Tons	196.13		6,201.4
BLACKROSE	160.00	0010	12.5	SUPERIOR SEEDLESS	171.90	0010	682.7
Wtd. Avg. Base and Total Tons	160.00		12.5	Wtd. Avg. Base and Total Tons	171.90		682.7
CALMERIA	194.40	0010	104.9	WHITE MALAGA	180.00	0010	1,604.1
Wtd. Avg. Base and Total Tons	194.40		104.9		190.00	1655	286.0
CHRISTMAS ROSE	7.00 c/	1500	176.8	Wtd. Avg. Base and Total Tons	181.51		1,890.1
	159.60	0010	184.9	OTHER TABLE b/	7.00 c/	1500	1,240.2
Wtd. Avg. Base and Total Tons	159.60 d/		361.7		8.00 c/	1500	871.0
CRIMSON	173.00	0010	12.8		8.10 c/	1500	660.7
Wtd. Avg. Base and Total Tons	173.00		12.8		8.80 c/	1500	244.3
EMPERATRIZ	161.60	0010	217.4		9.00 c/	1500	10,980.8
Wtd. Avg. Base and Total Tons	161.60		217.4		130.00	0010	44.9
EMPEROR	150.00	0010	149.3		143.77	0010	209.3
	175.00	0010	3,276.0		172.70	0260	671.1
	179.10	0010	295.4		191.56	0010	183.6
Wtd. Avg. Base and Total Tons	174.32		3,720.7		191.66	0260	1,712.9
EXOTIC	135.00	0010	30.6	Wtd. Avg. Base and Total Tons	182.61 d/		16,818.8
	150.00	0010	183.7	WINE GRAPES (WHITE)			
Wtd. Avg. Base and Total Tons	147.86		214.3	BURGER	180.00	0010	779.2
FLAME SEEDLESS	185.00	4830	380.4		180.00	0280	4,288.6
	192.46	0260	210.4		185.18	0280	1,470.5
	195.00	0010	172.6	Wtd. Avg. Base and Total Tons	181.17		6,538.3
	195.51	0260	351.3	CHARDONNAY	193.70	0010	4.8
	196.58	0010	461.5		196.61	0260	10.5
	200.00	0010	1,905.3		400.00	0010	230.1
	202.35	0010	3,952.7		400.00	0115	13,578.5
	203.40	0010	4,086.0		400.00	5300	911.4
Wtd. Avg. Base and Total Tons	201.03		11,520.2		400.00	5320	896.0
ITALIA	175.00	0010	5.5		400.00	6540	165.2
	178.20	0010	74.2		450.00	6540	155.3
Wtd. Avg. Base and Total Tons	177.98		79.7		500.00	0010	3,800.4
QUEEN	193.50	0010	107.7		500.00	5300	161.2
Wtd. Avg. Base and Total Tons	193.50		107.7		500.00	7040	495.9
RED GLOBE/ROSE-ITO	133.00	0010	65.2		625.03	0200	230.5
	150.00	0010	48.3		650.00	0010	13.6
					750.00	4860	1,224.5
					800.00	0010	660.2
					900.00	0645	39.2
					1,748.43	0010	0.2
				Wtd. Avg. Base and Total Tons	453.96		22,577.5

TABLE 8: BASE PRICE PAID TO GROWERS FOR GRAPES CRUSHED AND DELIVERED TO CALIFORNIA PROCESSORS FROM THE 1999 CROP WITH BRIX FACTORS AND PURCHASED TONNAGE, BY TYPE, VARIETY, REPORTING DISTRICT WHERE GROWN, AND WEIGHTED AVERAGE BASE PRICE.

District, Type, and Variety	Base Price Per Ton	Brix Factors	Tons	District, Type, and Variety	Base Price Per Ton	Brix Factors	Tons
	Dollars	Code a/			Dollars	Code a/	
DISTRICT 14 (Cont'd.)							
CHENIN BLANC	9.50 c/	1500	9,530.7	PINOT GRIS	500.00	0115	402.0
	150.00	0010	491.8		750.00	5230	42.3
	175.00	1875	427.5	Wtd. Avg. Base and Total Tons	523.80		444.3
	179.10	0010	24.8	SAUVIGNON BLANC	335.54	0200	472.5
	180.00	0010	1,246.2		400.00	0115	861.6
	190.00	0010	4,485.2	Wtd. Avg. Base and Total Tons	377.17		1,334.1
	190.00	0375	1,715.3	SEMILLON	180.00	0010	1,094.5
	190.00	1880	110.7	Wtd. Avg. Base and Total Tons	180.00		1,094.5
	200.00	0010	902.1	ST. EMILION (UGNI BLANC)	500.00	0010	8.9
	200.00	2238	221.7	Wtd. Avg. Base and Total Tons	500.00		8.9
	200.00	2570	1,297.7	SYMPHONY	300.00	0010	196.8
	225.00	0645	1,101.5		350.00	3140	876.6
	230.00	0070	2,070.9	Wtd. Avg. Base and Total Tons	340.83		1,073.4
	230.00	0085	401.6	OTHER WHITE b/	7.00 c/	1515	20.9
	250.00	2600	1,353.4		173.60	0010	48.4
Wtd. Avg. Base and Total Tons	202.87 d/		25,381.1		184.00	0010	93.1
EMERALD RIESLING	110.00	0010	22.5	Wtd. Avg. Base and Total Tons	180.44 d/		162.4
	185.00	2275	324.2	WINE GRAPES (RED)			
	190.00	0645	613.5	ALICANTE BOUSCHET	210.00	0010	320.6
	200.00	0010	1,133.0		225.00	0010	3.1
	275.00	0450	49.1		275.00	0010	136.1
Wtd. Avg. Base and Total Tons	195.64		2,142.3		325.00	0010	54.9
FRENCH COLOMBARD	8.00 c/	1500	24.8		334.00	0645	674.7
	175.00	1880	913.5		400.00	0910	121.3
	175.00	2575	555.5	Wtd. Avg. Base and Total Tons	303.02		1,310.7
	180.00	0010	14,078.3	BARBERA	185.00	0010	947.5
	190.00	0010	34,698.4		200.00	6540	102.1
	190.00	0780	1,694.2		200.00	7310	790.2
	190.00	2602	504.0		235.00	0010	301.4
	195.00	0010	2,678.8		250.00	0010	202.1
	195.00	2545	67.6		250.00	0115	1,965.2
	196.00	0070	170.7		275.00	0010	818.6
	200.00	0010	3,750.3		291.59	7040	219.9
	200.00	0070	988.1		310.00	0655	418.4
	200.00	2570	957.6	Wtd. Avg. Base and Total Tons	240.29		5,765.4
	212.80	0010	346.6	BLACK MALVOISIE	275.00	0010	20.7
Wtd. Avg. Base and Total Tons	188.65 d/		61,428.4		300.00	0010	444.5
GREEN HUNGARIAN	220.00	0430	124.7	Wtd. Avg. Base and Total Tons	298.89		465.2
Wtd. Avg. Base and Total Tons	220.00		124.7	CABERNET FRANC	800.00	8250	31.8
MALVASIA BIANCA	180.00	0010	416.2	Wtd. Avg. Base and Total Tons	800.00		31.8
	250.00	6540	361.9	CABERNET SAUVIGNON	9.00 c/	1515	37.3
Wtd. Avg. Base and Total Tons	212.56		778.1		148.21	0010	431.4
MUSCAT OF ALEXANDRIA	7.00 c/	1515	2.6		225.00	0910	108.0
	175.00	0010	7.7		225.00	6525	71.7
	225.00	0010	6,176.0		225.00	6545	293.0
	225.00	0125	416.8		250.00	0010	33.0
	225.00	0910	1,331.0		325.00	0770	45.3
	225.00	2570	876.0		340.82	0770	82.4
	225.00	2930	970.5		400.00	0010	2,212.4
	225.00	7837	400.5		400.00	0910	208.5
	227.05	0910	210.1		400.00	7837	657.1
	250.00	0010	1,806.1		450.00	6525	961.4
	250.00	0680	48.3		500.00	0910	589.8
	250.00	0790	198.3		500.00	7455	461.8
	250.00	0910	1,804.2		550.00	6525	394.9
	250.00	2600	1,063.0		550.00	6525	496.6
	275.00	0010	24.0		575.00	1090	241.9
	275.00	0760	147.7		600.00	0910	381.3
	275.00	0770	52.8		678.24	0200	185.0
Wtd. Avg. Base and Total Tons	233.64 d/		15,535.6				
PALOMINO/G CHASSELAS	185.00	1655	438.7				
Wtd. Avg. Base and Total Tons	185.00		438.7				

TABLE 8: BASE PRICE PAID TO GROWERS FOR GRAPES CRUSHED AND DELIVERED TO CALIFORNIA PROCESSORS FROM THE 1999 CROP WITH BRIX FACTORS AND PURCHASED TONNAGE, BY TYPE, VARIETY, REPORTING DISTRICT WHERE GROWN, AND WEIGHTED AVERAGE BASE PRICE.

District, Type, and Variety	Base Price Per Ton	Brix Factors	Tons	District, Type, and Variety	Base Price Per Ton	Brix Factors	Tons
	Dollars	Code a/			Dollars	Code a/	
DISTRICT 14 (Cont'd.)				Wtd. Avg. Base and Total Tons	397.37		2,054.0
CABERNET SAUVIGNON (Cont'd.)	800.00	0645	59.2	RUBIRED	300.00	0970	403.0
	800.00	8250	35.6		350.00	0010	217.1
Wtd. Avg. Base and Total Tons	434.04 d/		7,987.6	350.00	0125	385.6	
CARIGNANE	147.00	0010	2.9	382.98	0920	877.9	
	200.00	0955	127.4	382.98	7040	419.1	
	225.00	0010	1,823.9	392.00	0010	5,087.0	
	250.00	0010	30.0	400.00	0010	10,952.2	
	250.00	0115	1,409.9	400.00	0125	346.2	
	275.00	0770	598.6	400.00	0910	546.6	
	309.00	0760	424.2	400.00	3130	1,679.9	
Wtd. Avg. Base and Total Tons	247.22		4,416.9	400.00	6525	9,344.8	
CARMINE	180.00	0010	47.2	410.00	0665	294.0	
	350.00	0200	454.6	425.00	6540	300.9	
Wtd. Avg. Base and Total Tons	334.01		501.8	450.00	6263	255.7	
CARNELIAN	250.00	0010	1,583.2	500.00	0010	711.4	
	300.00	7310	809.1	500.00	1865	190.4	
	350.00	0010	520.4	500.00	6525	813.3	
Wtd. Avg. Base and Total Tons	281.76		2,912.7	500.00	6835	17.6	
GAMAY (NAPA)	325.00	2722	672.0	525.00	6250	1,713.5	
	Wtd. Avg. Base and Total Tons	325.00	672.0	Wtd. Avg. Base and Total Tons	408.03		34,556.2
GRENACHE	175.00	1865	712.9	RUBY CABERNET	9.00 c/	1515	51.9
	180.00	0010	1,691.1		163.56	0010	567.4
	185.00	0010	6,343.4		225.00	6525	207.9
	185.00	0065	2,047.9		250.00	6525	127.2
	200.00	0010	58.7		300.00	0010	1,488.6
	225.00	0010	281.8		300.00	0125	4,619.6
Wtd. Avg. Base and Total Tons	184.69		11,135.8	300.00	6515	523.4	
MALBEC	900.00	8250	18.3	300.00	7040	1,115.6	
	Wtd. Avg. Base and Total Tons	900.00	18.3	350.00	0010	119.7	
MERLOT	9.00 c/	1515	99.5	350.00	0910	1,622.1	
	300.00	0920	31.6	350.00	6540	302.1	
	400.00	0010	477.3	396.33	0010	230.6	
	400.00	0125	5,172.5	400.00	7310	1,282.0	
	400.00	6540	133.5	475.00	1015	497.5	
	450.00	6540	561.2	Wtd. Avg. Base and Total Tons	318.92 d/		12,755.6
	450.00	7455	1,469.5	SALVADOR	200.00	0010	198.2
	500.00	0010	102.6		325.00	0010	1,506.2
	500.00	0125	678.6	325.00	6525	1,563.2	
	600.00	0010	417.4	350.00	0770	123.8	
	650.00	0010	47.5	350.00	3130	1,638.7	
	650.00	6505	304.6	Wtd. Avg. Base and Total Tons	328.83		5,030.1
	750.00	8250	9.8	SANGIOVETO/SANGIOVESE	250.00	0010	202.7
	1,000.00	0010	562.2		800.00	8250	17.0
2,000.00	1070	0.5	Wtd. Avg. Base and Total Tons	292.56		219.7	
Wtd. Avg. Base and Total Tons	469.17 d/		10,068.3	SYRAH/FRENCH SYRAH-SHIRAZ	195.00	0010	164.6
MISSION	175.00	6525	483.3	300.00	0125	3,086.5	
	Wtd. Avg. Base and Total Tons	175.00	483.3	300.00	0910	194.6	
PETITE SIRAH	400.00	6510	291.3	350.00	0910	213.3	
	Wtd. Avg. Base and Total Tons	400.00	291.3	500.00	0010	338.3	
PETITE VERDOT	900.00	8250	24.2	500.00	0955	164.0	
	Wtd. Avg. Base and Total Tons	900.00	24.2	800.00	0010	58.1	
ROYALTY	300.00	0010	823.1	Wtd. Avg. Base and Total Tons	329.13		4,219.4
	400.00	0010	214.8	TEMPRANILLO	360.00	0010	328.5
	400.00	6525	247.1	Wtd. Avg. Base and Total Tons	360.00		328.5
	500.00	3140	769.0	VALDEPENAS	425.00	0010	22.0
				Wtd. Avg. Base and Total Tons	425.00		22.0
				ZINFANDEL	156.29	0260	49.1
				225.00	1743	1,465.0	
				250.00	1650	1,048.2	
				275.00	0010	837.5	
				291.41	1885	1,020.8	
				300.00	0045	13,156.2	
				300.00	1665	2,885.8	

TABLE 8: BASE PRICE PAID TO GROWERS FOR GRAPES CRUSHED AND DELIVERED TO CALIFORNIA PROCESSORS FROM THE 1999 CROP WITH BRIX FACTORS AND PURCHASED TONNAGE, BY TYPE, VARIETY, REPORTING DISTRICT WHERE GROWN, AND WEIGHTED AVERAGE BASE PRICE.

District, Type, and Variety	Base Price Per Ton	Brix Factors	Tons
	Dollars	Code a/	

DISTRICT 14 (Cont'd.)

ZINFANDEL (Cont'd.)	300.00	1760	877.3
	300.00	1763	347.1
	300.00	1770	505.3
	300.00	1795	394.0
	310.00	1940	185.8
	325.00	0060	2,912.7
	325.00	1655	3,467.8
	335.00	0010	294.3
	415.00	2547	386.1
Wtd. Avg. Base and Total Tons	300.57		29,833.0
OTHER RED b/	160.00	1880	231.0
	178.85	0260	235.1
	184.00	0010	583.8
	200.00	0780	133.5
Wtd. Avg. Base and Total Tons	180.10		1,183.4

DISTRICT 15

WINE GRAPES (WHITE)

BURGER	150.00	0010	19.4
	250.00	0010	2.3
	350.00	0010	4.8
Wtd. Avg. Base and Total Tons	194.91		26.5
CHARDONNAY	550.00	0010	2.0
Wtd. Avg. Base and Total Tons	550.00		2.0
PALOMINO/G CHASSELAS	190.00	0010	84.9
Wtd. Avg. Base and Total Tons	190.00		84.9

WINE GRAPES (RED)

ALEATICO	1,200.00	1195	1.1
	1,200.00	1240	2.0
Wtd. Avg. Base and Total Tons	1,200.00		3.1
ALICANTE BOUSCHET	275.00	0010	61.2
	750.00	0930	1.6
Wtd. Avg. Base and Total Tons	287.10		62.8
CABERNET FRANC	1,200.00	0010	4.0
Wtd. Avg. Base and Total Tons	1,200.00		4.0
CABERNET SAUVIGNON	1,200.00	0010	1.7
Wtd. Avg. Base and Total Tons	1,200.00		1.7
CARIGNANE	275.00	0010	77.7
	700.00	0010	4.1
Wtd. Avg. Base and Total Tons	296.30		81.8
CINSAULT	1,000.00	0010	1.0
	1,000.00	1080	1.0
	1,000.00	1195	3.7
Wtd. Avg. Base and Total Tons	1,000.00		5.7
GRENACHE	275.00	0010	157.9
	350.00	0010	4.8
	700.00	0010	7.3
	700.00	0125	9.1
	700.00	0910	40.6
	750.00	0930	2.3
	800.00	0010	10.9
Wtd. Avg. Base and Total Tons	409.82		232.9

District, Type, and Variety	Base Price Per Ton	Brix Factors	Tons
	Dollars	Code a/	

MATARO/MOURVEDRE	800.00	0010	13.5
	800.00	0930	6.0
	800.00	1080	5.1
Wtd. Avg. Base and Total Tons	800.00		24.6
MERLOT	1,200.00	0010	1.0
Wtd. Avg. Base and Total Tons	1,200.00		1.0
MISSION	100.00	0010	26.8
Wtd. Avg. Base and Total Tons	100.00		26.8
SALVADOR	275.00	0010	23.6
	350.00	0010	1.9
Wtd. Avg. Base and Total Tons	280.59		25.5
SANGIOVETO/SANGIOVESE	1,200.00	0010	0.5
Wtd. Avg. Base and Total Tons	1,200.00		0.5
SYRAH/FRENCH SYRAH-SHIRAZ	1,200.00	0010	1.5
Wtd. Avg. Base and Total Tons	1,200.00		1.5
ZINFANDEL	550.00	0010	286.0
	1,050.00	0010	69.8
	1,200.00	0010	124.3
	1,200.00	0930	11.0
	1,200.00	1080	17.2
	1,250.00	1180	52.3
Wtd. Avg. Base and Total Tons	854.38		560.6
OTHER RED b/	225.00	0010	5.0
Wtd. Avg. Base and Total Tons	225.00		5.0

DISTRICT 16

RAISIN GRAPES

THOMPSON SEEDLESS	185.00	0010	30.6
Wtd. Avg. Base and Total Tons	185.00		30.6

TABLE GRAPES

BEAUTY SLDS/BLK BEAUTY	185.00	0010	55.4
Wtd. Avg. Base and Total Tons	185.00		55.4
EXOTIC	185.00	0010	72.5
Wtd. Avg. Base and Total Tons	185.00		72.5
RED GLOBE/ROSE-ITO	185.00	0010	4.6
Wtd. Avg. Base and Total Tons	185.00		4.6

WINE GRAPES (WHITE)

BURGER	900.00	0010	2.5
Wtd. Avg. Base and Total Tons	900.00		2.5
CHARDONNAY	650.00	0010	17.4
	650.00	5300	657.3
	750.00	0930	1.5
	775.00	0770	17.7
	800.00	0010	87.1
	900.00	6525	143.0
	950.00	0010	165.2
	1,100.00	0430	25.9
	1,100.00	0890	24.9
	1,111.37	0200	17.7
Wtd. Avg. Base and Total Tons	1,128.72	0200	275.9

TABLE 8: BASE PRICE PAID TO GROWERS FOR GRAPES CRUSHED AND DELIVERED TO CALIFORNIA PROCESSORS FROM THE 1999 CROP WITH BRIX FACTORS AND PURCHASED TONNAGE, BY TYPE, VARIETY, REPORTING DISTRICT WHERE GROWN, AND WEIGHTED AVERAGE BASE PRICE.

District, Type, and Variety	Base Price Per Ton	Brix Factors	Tons	District, Type, and Variety	Base Price Per Ton	Brix Factors	Tons
	Dollars	Code a/			Dollars	Code a/	
DISTRICT 16 (Cont'd.)					1,276.65	0010	12.5
CHARDONNAY (Cont'd.)	1,315.98	0010	61.2	Wtd. Avg. Base and Total Tons	1,076.04		408.8
Wtd. Avg. Base and Total Tons	853.77		1,494.8	CARIGNANE	350.00 500.00	0930 0770	5.0 11.1
CHENIN BLANC	550.00	0910	12.3	Wtd. Avg. Base and Total Tons	453.42		16.1
Wtd. Avg. Base and Total Tons	550.00		12.3	CARMINE	1,000.00	0770	0.6
MUSCAT BLANC/M CANELLI	725.00 759.00 800.00 850.00	1080 0010 0010 0910	7.3 16.9 11.6 13.5	Wtd. Avg. Base and Total Tons	1,000.00		0.6
Wtd. Avg. Base and Total Tons	788.53		49.3	GRENAche	700.00 700.00	0010 0770	20.0 17.5
MUSCAT OF ALEXANDRIA	650.00	0010	8.9	Wtd. Avg. Base and Total Tons	700.00		37.5
Wtd. Avg. Base and Total Tons	650.00		8.9	MALBEC	1,000.00	0910	1.2
PINOT BLANC	1,000.00 1,000.00	0430 0890	69.5 10.6	Wtd. Avg. Base and Total Tons	1,000.00		1.2
Wtd. Avg. Base and Total Tons	1,000.00		80.1	MATARO/MOURVEDRE	275.00 700.00 800.00 800.00	0010 0770 0010 0930	47.0 6.0 18.7 11.1
ROUSANNE	1,400.00	0010	0.5	Wtd. Avg. Base and Total Tons	494.75		82.8
Wtd. Avg. Base and Total Tons	1,400.00		0.5	MERLOT	500.00 800.00 850.00 933.00 1,000.00 1,100.00 1,200.00 1,250.00 1,276.65 1,308.63 1,358.00	0930 0010 0780 1075 0910 0010 1080 1080 0010 0010 0780	0.5 4.0 4.1 29.8 69.4 12.3 6.3 0.5 175.8 123.2 7.5
SAUVIGNON BLANC	850.00 850.00 898.38	0770 0910 0010	10.2 9.3 90.4	Wtd. Avg. Base and Total Tons	1,203.73		433.4
Wtd. Avg. Base and Total Tons	889.80		109.9	MISSION	100.00 175.00	0010 0010	10.0 215.0
SEMILLON	900.00	1245	7.3	Wtd. Avg. Base and Total Tons	171.67		225.0
Wtd. Avg. Base and Total Tons	900.00		7.3	NEBBIOLO	800.00 1,000.00	1080 1080	10.9 9.0
VOIGNIER	900.00 1,000.00 1,373.02 1,500.00	0910 0010 0010 0010	10.1 8.3 1.8 2.1	Wtd. Avg. Base and Total Tons	890.45		19.9
Wtd. Avg. Base and Total Tons	1,031.90		22.3	PETITE VERDOT	1,000.00	0910	0.2
WHITE RIESLING	747.00 790.00 800.00	0010 0460 0770	8.7 3.8 27.4	Wtd. Avg. Base and Total Tons	1,000.00		0.2
Wtd. Avg. Base and Total Tons	787.49		39.9	SANGIOVETO/SANGIOVESE	500.00 803.00 1,000.00 1,000.00 1,100.00 1,175.00 1,275.00	1080 0010 0920 1080 0770 0930 1080	1.8 13.9 6.3 4.8 36.2 1.5 53.8
WINE GRAPES (RED)				Wtd. Avg. Base and Total Tons	1,127.13		118.3
ALICANTE BOUSCHET	275.00	0010	40.0	SYRAH/FRENCH SYRAH-SHIRAZ	1,014.14 1,100.00 1,145.00 1,200.00 1,200.00 1,200.00 1,300.00	0010 1080 0920 0430 1070 1080 0930	0.6 3.1 8.8 4.3 10.1 21.4 1.0
Wtd. Avg. Base and Total Tons	275.00		40.0	Wtd. Avg. Base and Total Tons	1,183.66		49.3
BARBERA	750.00 800.00 1,000.00	0010 0930 1080	3.9 1.0 16.9				
Wtd. Avg. Base and Total Tons	946.10		21.8				
CABERNET FRANC	808.00 1,090.82	0010 0010	11.8 6.6				
Wtd. Avg. Base and Total Tons	909.45		18.4				
CABERNET SAUVIGNON	800.00 993.56 1,000.00 1,100.00 1,199.00 1,200.00 1,200.00 1,200.00 1,201.00 1,250.00	0010 0200 0010 1170 0010 1070 1080 6525 0770 0930	2.5 209.2 31.3 13.5 10.4 8.6 20.1 96.8 0.4 3.5				

TABLE 8: BASE PRICE PAID TO GROWERS FOR GRAPES CRUSHED AND DELIVERED TO CALIFORNIA PROCESSORS FROM THE 1999 CROP WITH BRIX FACTORS AND PURCHASED TONNAGE, BY TYPE, VARIETY, REPORTING DISTRICT WHERE GROWN, AND WEIGHTED AVERAGE BASE PRICE.

District, Type, and Variety	Base Price Per Ton	Brix Factors	Tons	District, Type, and Variety	Base Price Per Ton	Brix Factors	Tons
	Dollars	Code a/			Dollars	Code a/	
DISTRICT 16 (Cont'd.)							
TEMPRANILLO	1,000.00	1080	0.9		400.00	0540	480.6
					400.00	2604	430.8
					425.00	5135	53.3
					444.10	0720	217.4
Wtd. Avg. Base and Total Tons	1,000.00		0.9		444.10	0760	151.8
					444.10	2150	138.4
ZINFANDEL	300.00	1763	94.8		450.00	5135	260.7
	325.00	0010	47.1		500.00	0010	18.2
	400.00	0645	13.4		500.00	0635	93.1
	600.00	0645	3.8		500.00	0645	115.6
	1,000.00	1080	15.7		500.00	4980	255.1
	1,000.00	1180	49.0		550.00	0075	94.8
	1,200.00	0010	47.2		600.00	0010	47.9
	1,200.00	1090	8.1				
Wtd. Avg. Base and Total Tons	653.70		279.1	Wtd. Avg. Base and Total Tons	381.78 d/		6,764.2
OTHER RED b/	225.00	0010	19.5	FRENCH COLOMBARD	264.12	0430	357.0
	1,000.00	0010	1.6	Wtd. Avg. Base and Total Tons	264.12		357.0
Wtd. Avg. Base and Total Tons	283.77		21.1	MUSCAT BLANC/M CANELLI	561.42	0010	44.5
				Wtd. Avg. Base and Total Tons	561.42		44.5
DISTRICT 17							
WINE GRAPES (WHITE)							
CHARDONNAY	600.00	6540	20.6	SAUVIGNON BLANC	450.00	2930	187.4
	600.00	7965	359.5		500.00	3150	293.0
	650.00	0910	1,442.3		571.14	3150	101.4
	650.00	2795	232.4		571.14	6540	216.1
	650.00	6540	1,024.2		585.00	4865	101.7
	650.00	7065	231.6		600.00	0010	178.3
	650.00	7110	67.9		600.00	6540	185.1
	650.00	7255	771.6		600.00	6553	72.9
	650.00	7473	5,463.3		625.00	0910	158.4
	650.00	7965	182.5		675.00	6265	148.6
	665.00	0910	3,109.3		700.00	0890	17.2
	675.00	0200	4,882.9		800.00	0760	21.6
	700.00	0010	60.8	Wtd. Avg. Base and Total Tons	572.08		1,681.7
	700.00	2442	467.2	SEMILLON	260.00	0010	42.3
	735.00	6145	214.1	Wtd. Avg. Base and Total Tons	260.00		42.3
	740.91	0910	226.2	SYMPHONY	310.00	0200	687.2
	742.64	2795	84.2		350.00	3150	120.2
	750.00	0010	368.9	Wtd. Avg. Base and Total Tons	315.95		807.4
	750.00	2795	194.2	VIOGNIER	1,100.00	0010	19.6
	750.00	5300	168.8		1,100.00	0920	5.0
	752.48	7850	561.9	Wtd. Avg. Base and Total Tons	1,100.00		24.6
	773.53	0850	103.3	WINE GRAPES (RED)			
	773.53	3150	521.0	ALICANTE BOUSCHET	1,070.00	7885	9.2
	773.53	7965	384.8	Wtd. Avg. Base and Total Tons	1,070.00		9.2
	788.64	0010	249.7	CABERNET SAUVIGNON	350.00	0010	65.9
	800.00	0010	37.7		600.00	7850	183.0
	800.00	0910	545.3		650.00	7455	45.4
	800.00	7765	515.7		750.00	7455	160.9
	800.00	7850	714.7		775.00	0200	117.3
	800.00	7870	511.5		788.72	0910	589.6
	803.98	0010	395.1		788.72	6540	173.6
	850.00	7465	44.3		800.00	0780	79.0
	870.00	0010	300.5		800.00	1080	49.6
	900.00	1070	128.4		941.77	0010	1.4
	906.94	0010	8.9		1,000.00	0010	25.0
	950.00	1070	47.7		1,500.00	0920	9.0
	1,000.00	0010	94.3	Wtd. Avg. Base and Total Tons	745.89		1,499.7
	1,000.00	7465	144.8	CINSAULT	1,070.00	0010	5.0
	1,100.00	7850	401.3		1,070.00	7885	2.8
	1,150.00	1070	104.8	Wtd. Avg. Base and Total Tons	1,070.00		7.8
Wtd. Avg. Base and Total Tons	703.67		25,388.2				
CHENIN BLANC	7.00 c/	1500	39.8				
	225.00	2604	63.6				
	300.00	2160	179.2				
	325.00	2150	557.3				
	350.00	0200	188.5				
	350.00	1500	1,021.0				
	350.00	2604	1,685.5				
	375.00	2604	625.7				
	400.00	0010	45.9				

TABLE 8: BASE PRICE PAID TO GROWERS FOR GRAPES CRUSHED AND DELIVERED TO CALIFORNIA PROCESSORS FROM THE 1999 CROP WITH BRIX FACTORS AND PURCHASED TONNAGE, BY TYPE, VARIETY, REPORTING DISTRICT WHERE GROWN, AND WEIGHTED AVERAGE BASE PRICE.

District, Type, and Variety	Base Price Per Ton	Brix Factors	Tons
	Dollars	Code a/	

DISTRICT 17 (Cont'd.)

GAMAY (NAPA)	400.00	0200	104.2
Wtd. Avg. Base and Total Tons	400.00		104.2
GRENACHE	8.80 c/	1500	136.5
Wtd. Avg. Base and Total Tons	0.00 e/		136.5
MATARO/MOURVEDRE	8.80 c/	1500	215.4
Wtd. Avg. Base and Total Tons	0.00 e/		215.4
MERLOT	600.00	6540	159.7
	600.00	7473	749.4
	625.00	0200	859.4
	625.00	6540	88.5
	625.00	7837	73.4
	650.00	0645	521.0
	650.00	6540	142.4
	735.00	0010	467.3
	745.60	0910	607.6
	745.60	6540	180.4
	745.60	7965	222.6
	750.00	0780	199.9
	754.55	0910	566.2
	800.00	0010	64.6
	800.00	0910	19.7
	800.00	1070	117.6
	900.00	0010	18.8
	900.00	0780	401.2
	1,800.00	0920	11.0
Wtd. Avg. Base and Total Tons	703.46		5,470.7
PETITE SIRAH	570.00	7525	199.8
	800.00	0780	13.0
	900.00	0010	17.8
	900.00	7850	100.5
	911.18	0010	8.0
	915.17	0010	2.5
	950.00	7465	24.3
	1,000.00	0010	46.8
	1,100.00	0010	21.1
	1,100.00	1100	22.2
Wtd. Avg. Base and Total Tons	784.76		456.0

District, Type, and Variety	Base Price Per Ton	Brix Factors	Tons
	Dollars	Code a/	

PINOT NOIR	850.00	7765	5.4
Wtd. Avg. Base and Total Tons	850.00		5.4
SANGIOVETO/SANGIOVESE	350.00	0010	204.7
Wtd. Avg. Base and Total Tons	350.00		204.7
SYRAH/FRENCH SYRAH-SHIRAZ	500.00	1005	221.8
	700.00	0010	122.7
	800.00	0780	0.5
	1,000.00	0010	38.2
	1,070.00	7885	412.3
	1,100.00	0010	2.1
Wtd. Avg. Base and Total Tons	851.13		797.6
ZINFANDEL	350.00	1837	275.7
	350.00	1885	132.7
	375.00	0200	170.3
	375.00	1885	703.8
	400.00	0430	664.8
	500.00	0430	97.2
	500.00	1985	152.7
	500.00	1989	540.6
	500.00	1995	532.8
	505.00	1995	74.2
	600.00	0930	6.4
	1,200.00	0780	24.0
Wtd. Avg. Base and Total Tons	435.06		3,375.2

- a/ See code descriptions in Table 8 - Supplement: Brix Adjustment Factors.
- b/ Other categories include minor and mixed varieties.
- c/ Price basis per Degree Brix.
- d/ Price per Degree Brix not included in weighted average base price or totals.
- e/ All prices based on per Degree Brix.

TABLE 8 - SUPPLEMENT: BRIX ADJUSTMENT FACTORS

The following Brix adjustment factors are on a per degree Brix basis and are normally calculated to a tenth of a degree, and are cumulative unless otherwise indicated. Most processors, however, indicate maximum and/or minimum Brix acceptance limits. Grapes testing above or below these limits may be subject to price renegotiation, acceptance for use other than for table wine, or rejection by the processors. Discounts for high sugar apply to both base price and bonus unless otherwise stated. There are factors other than Brix, such as material other than grapes (MOG), defects, weight loss in late harvest grapes, and sugar/acid ratios that affect grape prices. These were not considered in this presentation, unless otherwise stated, but were considered in arriving at weighted average prices.

<u>Category</u>	<u>Code</u>	<u>Description</u>	<u>Category</u>	<u>Code</u>	<u>Description</u>
PREMIUM OR PEN	0010	No max. or min.	PREMIUM OR PEN	0775	Acceptable limits 21-24.5
	0018	Min. acceptance 10		0780	Acceptable limits 21-25
	0030	Min. acceptance 14		0790	Acceptable limits 21-26
	0040	Min. acceptance 15		0795	Acceptable limits 21-27
	0045	Min. acceptance 15.5		0800	Acceptable limits 21-28
	0050	Min. acceptance 16		0805	Acceptable limits 21-29
	0055	Min. acceptance 16.5		0810	Acceptable limits 21-30
	0060	Min. acceptance 17		0820	Acceptable limits 21-40
	0065	Min. acceptance 17.5		0830	Acceptable limits 21.3-24.3
	0070	Min. acceptance 18		0835	Acceptable limits 21.5-22.5
	0075	Min. acceptance 18.5		0840	Acceptable limits 21.5-23
	0085	Min. acceptance 19		0850	Acceptable limits 21.5-23.5
	0095	Min. acceptance 19.5		0855	Acceptable limits 21.5-24
	0100	Min. acceptance 20		0860	Acceptable limits 21.5-24.5
	0105	Min. acceptance 20.5		0865	Acceptable limits 21.5-25
	0115	Min. acceptance 21		0880	Acceptable limits 21.7-24
	0120	Min. acceptance 21.5		0890	Acceptable limits 22-23
	0125	Min. acceptance 22		0900	Acceptable limits 22-23.5
	0130	Min. acceptance 22.5		0910	Acceptable limits 22-24
	0140	Min. acceptance 23		0913	Acceptable limits 22-24.2
	0145	Min. acceptance 23.5		0915	Acceptable limits 22-24.5
	0150	Min. acceptance 24		0920	Acceptable limits 22-25
	0160	Min. acceptance 25		0925	Acceptable limits 22-25.5
	0200	Max. acceptance 30		0930	Acceptable limits 22-26
	0260	Acceptable limits 8-40		0932	Acceptable limits 22-26.5
	0275	Acceptable limits 13-15		0940	Acceptable limits 22-27
	0280	Acceptable limits 14-17		0950	Acceptable limits 22-28
	0288	Acceptable limits 15-22		0955	Acceptable limits 22-30
	0290	Acceptable limits 15-25		0970	Acceptable limits 22-40
	0309	Acceptable limits 16-24		0990	Acceptable limits 22.5-23.5
	0332	Acceptable limits 16.5-20		0993	Acceptable limits 22.5-23.7
	0345	Acceptable limits 17-19		1000	Acceptable limits 22.5-24
	0355	Acceptable limits 17-20		1003	Acceptable limits 22.5-24.3
	0375	Acceptable limits 17-21		1004	Acceptable limits 22.5-24.4
	0377	Acceptable limits 17-22		1005	Acceptable limits 22.5-24.5
	0378	Acceptable limits 17-22.5		1006	Acceptable limits 22.5-24.6
	0379	Acceptable limits 17.5-19.5		1007	Acceptable limits 22.5-24.7
	0420	Acceptable limits 18-19.5		1015	Acceptable limits 22.5-25
	0430	Acceptable limits 18-20		1016	Acceptable limits 22.5-25.1
	0440	Acceptable limits 18-21		1018	Acceptable limits 22.5-25.3
	0450	Acceptable limits 18-22		1020	Acceptable limits 22.5-25.5
	0460	Acceptable limits 18-23		1025	Acceptable limits 22.5-25.8
	0470	Acceptable limits 18-24		1030	Acceptable limits 22.5-26
	0480	Acceptable limits 18-25		1035	Acceptable limits 22.5-27
	0485	Acceptable limits 18-26		1038	Acceptable limits 22.5-30
	0510	Acceptable limits 18.5-20.5		1045	Acceptable limits 22.8-24
	0530	Acceptable limits 19-20		1058	Acceptable limits 22.8-25.5
	0540	Acceptable limits 19-21		1064	Acceptable limits 23-23.4
	0550	Acceptable limits 19-22		1065	Acceptable limits 23-23.5
	0570	Acceptable limits 19-24		1070	Acceptable limits 23-24
	0578	Acceptable limits 19-25		1075	Acceptable limits 23-24.5
	0580	Acceptable limits 19-26		1076	Acceptable limits 23-24.8
	0605	Acceptable limits 19.5-21.5		1080	Acceptable limits 23-25
	0615	Acceptable limits 19.5-22.5		1085	Acceptable limits 23-25.5
	0620	Acceptable limits 19.5-23.5		1090	Acceptable limits 23-26
	0635	Acceptable limits 20-21		1100	Acceptable limits 23-27
	0645	Acceptable limits 20-22		1105	Acceptable limits 23-28
	0655	Acceptable limits 20-23		1115	Acceptable limits 23-30
	0660	Acceptable limits 20-23.5		1117	Acceptable limits 23-32
	0665	Acceptable limits 20-24		1119	Acceptable limits 23-35
	0667	Acceptable limits 20-24.5		1120	Acceptable limits 23-36
	0670	Acceptable limits 20-25		1135	Acceptable limits 23.5-24.5
	0680	Acceptable limits 20-26		1145	Acceptable limits 23.5-25
	0690	Acceptable limits 20-28		1150	Acceptable limits 23.5-25.5
	0715	Acceptable limits 20.5-22		1155	Acceptable limits 23.5-26
	0720	Acceptable limits 20.5-22.5		1160	Acceptable limits 23.5-26.5
	0730	Acceptable limits 20.5-23.5		1165	Acceptable limits 24-24.5
	0735	Acceptable limits 20.5-24		1170	Acceptable limits 24-25
	0740	Acceptable limits 20.5-25		1175	Acceptable limits 24-25.5
	0750	Acceptable limits 21-22		1180	Acceptable limits 24-26
	0755	Acceptable limits 21-22.5		1182	Acceptable limits 24-26.2
	0760	Acceptable limits 21-23		1190	Acceptable limits 24-27
	0765	Acceptable limits 21-23.5		1195	Acceptable limits 24-28
	0770	Acceptable limits 21-24		1200	Acceptable limits 24-30

TABLE 8 - SUPPLEMENT: BRIX ADJUSTMENT FACTORS

The following Brix adjustment factors are on a per degree Brix basis and are normally calculated to a tenth of a degree, and are cumulative unless otherwise indicated. Most processors, however, indicate maximum and/or minimum Brix acceptance limits. Grapes testing above or below these limits may be subject to price renegotiation, acceptance for use other than for table wine, or rejection by the processors. Discounts for high sugar apply to both base price and bonus unless otherwise stated. There are factors other than Brix, such as material other than grapes (MOG), defects, weight loss in late harvest grapes, and sugar/acid ratios that affect grape prices. These were not considered in this presentation, unless otherwise stated, but were considered in arriving at weighted average prices.

<u>Category</u>	<u>Code</u>	<u>Description</u>	<u>Category</u>	<u>Code</u>	<u>Description</u>	
PREMIUM OR PEN	1202	Acceptable limits 24-34		2000	No premium; - 20% to 17.5, - 60% below 17.5; - 40% above 22	
	1203	Acceptable limits 24.5-26				
	1204	Acceptable limits 24.5-26.5	18-22.5 BRIX	2010	No premium; - 20% to 17, - 30% below 17, - 20% above 22.5	
	1205	Acceptable limits 24.5-27	18-24 BRIX	2035	No premium; - 10% above or below, acceptable limits 17-25	
	1215	Acceptable limits 25-27				
	1220	Acceptable limits 25-28				
	1222	Acceptable limits 25-30		2040	No premium; - 20% to 17.5, - 30% below 17.5, - 20% above 24	
	1240	Acceptable limits 26-32				
	1243	Acceptable limits 26-34	18.5 BRIX	2080	No premium; - 5% below	
	1245	Acceptable limits 26-36		2082	No premium; - 10%	
	1260	Acceptable limits 28-32		2085	No premium; - 10%, min. 17.5	
	1340	Acceptable limits 35-45	19 BRIX	2125	No premium; - 5%	
	SPECIAL CLASS	1500	Per degree Brix		2135	No premium; - 10%
1505		Per degree Brix, max. 21		2150	No premium; - 10%, min. 18	
1508		Per degree Brix, max. 21.5		2160	No premium; - 15%, min. 18	
1510		Per degree Brix, max. 22	19-21 BRIX	2238	No premium; - 10% above or below, acceptable limits 18-22	
1515		Per degree Brix, max. 23				
1599		No premium; - 10%, min. 14		2240	No premium; - 10% above or below, acceptable limits 18.5-21.5	
1603		No premium; - 15% below	19-22 BRIX	2275	No premium; - 10% below	
1605		No premium; - 15% min. 14	19-23 BRIX	2295	No premium; - 10% below	
1625		No premium; - 10%, min. 14	19.5 BRIX	2435	No premium, -5%	
1627		No premium; - 10%, min. 14.5		2440	No premium, -10%	
15.5 BRIX	1629	No premium; - 15%, min. 15		2442	No premium; - 10%, min. 18.5	
	1639	No premium; - 10% above or below, acceptable limits 14.5-20		2450	+ \$10 per degree, max. 20.5	
15.5-19 BRIX				2455	+ \$10 per degree, max. 21.5	
	1650	No premium; - 5%, min. 15	19.5-21.5 BRIX	2488	No premium; - 15% above	
	1655	No premium; - 10%	19.5-22 BRIX	2510	No premium; - 5% below	
	1663	No premium; - 10%, min. 14		2512	No premium; - 10% below	
	1665	No premium; - 10%, min. 15		2520	No premium; - 15% above or below, acceptable limits 18.5-23	
	1673	No premium; - 15% below				
	1675	No premium; - 15%, min. 15	19.5-22.5 BRIX	2535	No premium; - 10% above or below	
16 BRIX	1685	No premium; - 10% above or below, acceptable limits 15-20	19.5-23 BRIX	2545	No premium; - 10% below	
			19.5-24 BRIX	2547	No premium; - 10% below	
	1705	No premium; - 10% below, min. acceptance 14	20 BRIX	2570	No premium; - 5%	
16-19 BRIX	1723	No premium; - 10% below		2575	No premium; - 5%, min. 18	
16-20 BRIX	1743	No premium; - 15% above or below		2585	No premium; - 10%	
16.5 BRIX	1760	No premium; - 10%		2600	No premium; - 10% min. 19	
16.5-18 BRIX	1761	No premium; - 10%, min. 15.1		2602	No premium; - 10% min. 19.5	
17 BRIX	1763	No premium; - 10%, min. 15		2604	No premium; - 15% below	
	1765	No premium; - 10%, min. 16		2630	+ 10% per degree, max. 22	
	1770	No premium; - 10%, min. 16.5		2635	+ 10% per degree, max. 23	
	1775	No premium; - 15%, min. 16	20-22 BRIX	2695	No premium; - 10% above or below, acceptable limits 19.5-22.5	
	1785	No premium; - 10% above or below	20-22.5 BRIX	2722	No premium; - 10% above or below, acceptable limits 19-23.5	
	1790	No premium; - 10% above or below, acceptable limits 16-20				
	1795	+ \$10.00 per degree, max 20; - 10% below	20-23 BRIX	2745	No premium; - 10% below	
	1815	No premium; - 10% below	20-23.5 BRIX	2790	No premium; - 10% below	
	17-19 BRIX	1830	No premium; - 20% to 16.5, -60% below 16.5, - 40% above 20.5	20-24 BRIX	2795	No premium; - 10% below
	17-20 BRIX			2800	No premium; - 10% below, min 18.5	
17-20.5 BRIX	1837	No premium; - 15% above or below, acceptable limits 16-23		2807	No premium; - 15% below	
	1840	No premium; - 20% to 16.5, - 60% below 16.5, - 40% above 22	20.5 BRIX	2930	No premium; -10%	
	1860	No premium; - 10% below	20.5-21.5 BRIX	2936	No premium; - 10% below, min. 19.5	
17-30 BRIX	1865	No premium; - 10%		2940	No premium; - 10% below	
17.5 BRIX	1875	No premium; - 5%, min. 17	20.5-22 BRIX	2945	No premium; - 10% below	
18 BRIX	1880	No premium; - 10%	20.5-22.5 BRIX	2965	No premium; - 10% above or below, acceptable limits 20.5-24	
	1885	No premium; - 10%, min. 17		2973	No premium; - 20% above or below, acceptable limits 19-23.5	
	1894	No premium; - 10% below		2978	No premium; - 20% above or below, acceptable limits 19.5-23.5	
	1947	No premium; - 15% below		2985	No premium; - 20% to 19, - 50% min 18, - 20% min 30	
	1955	No premium; - 20% to 17.5, - 60% below 17.5, - 40% above 21		2988	No premium; - 20% to 19.5, - 30% below 19.5, - 20% above 22.5	
18-21 BRIX	1985	No premium; - 10% to 16.5, - 20% below 16.5, - 10% above 22	20.5-23 BRIX	3030	No premium; - 15% above or below, acceptable limits 19.5-24	
	1987	No premium; - 10% to 17.5, - 20% below 17.5, - 10% above 22		3035	No premium; - 20% above or below, acceptable limits 19.5-24	
	1989	No premium; - 20% to 16.5, - 30% below 16.5, - 10% above 22		3120	No premium; - 10% above or below, acceptable limits 20.5-23.5	
	1990	No premium; - 20% to 16.5, - 30% below 16.5, - 20% above 22	20.9-22.9 BRIX			
18-22 BRIX	1994	No premium; - 20% to 17.5, - 30% below 17.5, - 10% above 22	21 BRIX	3130	No premium; - 5%	
	1995	No premium; - 20% to 17.5, - 30% below 17.5, - 20% above 22	21 BRIX	3140	No premium; - 10%	
				3150	No premium; - 10%, min. 20	
				3167	No premium; - 15% below	

TABLE 8 - SUPPLEMENT: BRIX ADJUSTMENT FACTORS

The following Brix adjustment factors are on a per degree Brix basis and are normally calculated to a tenth of a degree, and are cumulative unless otherwise indicated. Most processors, however, indicate maximum and/or minimum Brix acceptance limits. Grapes testing above or below these limits may be subject to price renegotiation, acceptance for use other than for table wine, or rejection by the processors. Discounts for high sugar apply to both base price and bonus unless otherwise stated. There are factors other than Brix, such as material other than grapes (MOG), defects, weight loss in late harvest grapes, and sugar/acid ratios that affect grape prices. These were not considered in this presentation, unless otherwise stated, but were considered in arriving at weighted average prices.

<u>Category</u>	<u>Code</u>	<u>Description</u>	<u>Category</u>	<u>Code</u>	<u>Description</u>
	3220	+ \$10 per degree, max 23		6535	No premium; - 10%, min. 20.9
21-22.5 BRIX	3280	No premium; - 10% below, min. 17.5		6540	No premium; - 10%, min. 21
21-23 BRIX	4830	No premium; - 10% below		6545	No premium; - 10%, min. 21.5
	4855	No premium; - 10% above or below, acceptable limits 20-23.5		6553	No premium; - 15% below
	4860	No premium; - 10% above or below, acceptable limits 20-24		6555	No premium; - 15% min. 21
	4865	No premium; - 10% above or below, acceptable limits 20.5-23.5		6560	No premium; - 20% below
	4870	No premium; - 10% above or below, acceptable limits 20.5-24.5	22-23 BRIX	6615	+ 5% above
	4894	No premium; - 20% to 20, - 30% below 20, - 20% above 23	22-23.5 BRIX	6620	+ 10% above, max 23.5
	4895	No premium; - 20% to 20, - 30% below 20, - 40% above 23		6625	+ 10% above, max 24
21-23.5 BRIX	4966	No premium; - 10% above or below, acceptable limits 20-24.5		6835	No premium; - 10% below
	4980	No premium; - 20% to 20, - 30% below 20, - 20% above 23.5	22-24 BRIX	6930	No premium; - 10% below, min. 21
	4985	No premium; - 20% to 20, - 60% below 20, - 40% above 23.5		6955	No premium; - 15% above or below, acceptable limits 20-24
21-24 BRIX	5080	No premium; - 5% above or below		6965	No premium; - 15% above or below, acceptable limits 21-24
	5083	No premium; - 10%		6980	No premium; - 20% to 21, - 30% below 21, - 20% above 23.5
	5087	No premium; - 10% below, min. 20.5		7002	No premium; - 5% below, min. 20
	5108	No premium; - 10% above or below, acceptable limits 20-25		7005	No premium; - 5% below, min. 21
	5135	No premium; - 20% to 20, - 30% below 20, - 20% above 24		7010	No premium; - 10% below
	5136	No premium; - 20% to 21, - 30% below 21, - 20% above 24		7040	No premium; - 10% below, min. 21
21-24.5 BRIX	5190	No premium; - 20% to 20, - 30% below 20, - 20% above 24.5		7052	No premium; - 10% above or below
21-25 BRIX	5210	No premium; - 10% below		7065	No premium; - 10% above or below, acceptable limits 21-25
	5215	No premium; - 10% above or below		7070	No premium; - 10% above or below, acceptable limits 21.5-24.5
	5228	No premium; - 20% to 18, - 60% below 18, - 40% above 25		7075	No premium; - 10% above or below, acceptable limits 21.5-25
	5230	No premium; - 20% to 20, - 30% below 20, - 20% above 25		7080	No premium; - 10% above or below
21.5 BRIX	5300	No premium; - 10%		7110	No premium; - 15% above or below, acceptable limits 21-25
	5310	No premium; - 10%, min. 20.4		7130	No premium; - 20% below
	5315	No premium; - 10%, min. 20.5		7140	No premium; - 20% above or below, acceptable limits 20-30
	5320	No premium; - 15%		7145	No premium; - 20% above or below, acceptable limits 21-25
	5323	No premium; - 15%, min. 20.5		7150	No premium; - 20% to 21, - 30% below 21, - 20% above 24
21.5-23 BRIX	5920	No premium; - 20% to 21, - 40% below 21, - 60% above 23	22-24.5 BRIX	7155	No premium; - 20% to 21.5, - 30% below 21.5, - 20% above 24
21.5-23.5 BRIX	6130	No premium; - 10% below, acceptable limits 21-23.5		7165	No premium; - 30% below 22, - 20% above 24
	6140	No premium; - 10% above or below, acceptable limits 20.5-24.5		7170	No premium; - 60% below 22, - 40% above 24
	6145	No premium; - 10% above or below, acceptable limits 21-24		7182	No premium; - \$150.00 below
	6155	No premium; - 10% above or below, max. acceptance 30		7220	No premium; - 10% below
	6210	No premium; - 20% above or below, acceptable limits 19-30		7235	No premium; - 10% below, min. acceptance 21
	6220	No premium; - 20% to 19, - 50% min 18, - 20% max. 30	22-25 BRIX	7255	No premium; - 10% above or below, acceptable limits 21-25.5
21.5-24 BRIX	6250	No premium; - 10% below		7270	No premium; - 15% above or below, acceptable limits 21-25.5
	6255	No premium; - 10% below, min. 21		7275	No premium; - 20% to 21, - 30% below 21, - 20% above 24.5
	6260	No premium; - 10% above, acceptable limits 21.5-25		7280	No premium; - 20% to 21.5, - 30% below 21.5, - 20% above 24.5
	6263	No premium; - 10% above or below, acceptable limits 20.5-25		7285	No premium; - 20% to 21, - 60% below 21, - 40% above 24.5
	6265	No premium; - 20% to 21, - 30% below 21, - 20% above 24		7290	No premium; - 10% below
21.5-24.5 BRIX	6310	No premium; - 10% above or below, acceptable limits 20.5-25.5		7310	No premium; - 10% below, min. 21
	6320	No premium; - 20% to 21, - 30% below 21, - 20% above 24.5		7315	No premium; - 10% above or below
21.9-25.5 BRIX	6430	No premium; - 10% above or below		7317	No premium; - 10% above or below, acceptable limits 21-26
22 BRIX	6500	No premium; - 5%		7320	No premium; - 10% to 21, - 30% below 21
22 BRIX	6505	No premium; - 5%, min. 15%		7338	No premium; - 20% below
	6510	No premium; - 5%, min. 20		7340	No premium; - 20% to 21, - 30% below 21, - 10% above 25
	6515	No premium; - 5%, min. 21		7345	No premium; - 20% to 21, - 30% below 21, - 20% above 25
	6525	No premium; - 10% below	22-25.5 BRIX	7350	No premium; - 20% to 21.5, - 30% below 21.5, - 20% above 25
	6530	No premium; - 10%, min. 20		7360	No premium; - 20% above or below, acceptable limits 20.5-26
				7370	No premium; - 20% above or below, acceptable limits 21-26
				7375	No premium; - 30% below 22, - 20% above 25
				7378	No premium; - 10% below
				7379	No premium; - 10% below, acceptable limits 21.5-26

TABLE 8 - SUPPLEMENT: BRIX ADJUSTMENT FACTORS

The following Brix adjustment factors are on a per degree Brix basis and are normally calculated to a tenth of a degree, and are cumulative unless otherwise indicated. Most processors, however, indicate maximum and/or minimum Brix acceptance limits. Grapes testing above or below these limits may be subject to price renegotiation, acceptance for use other than for table wine, or rejection by the processors. Discounts for high sugar apply to both base price and bonus unless otherwise stated. There are factors other than Brix, such as material other than grapes (MOG), defects, weight loss in late harvest grapes, and sugar/acid ratios that affect grape prices. These were not considered in this presentation, unless otherwise stated, but were considered in arriving at weighted average prices.

<u>Category</u>	<u>Code</u>	<u>Description</u>	<u>Category</u>	<u>Code</u>	<u>Description</u>
	7380	No premium; - 10% above or below, acceptable limits 21.5-26	22.7 BRIX	7905	No premium; - 10%, min. 21.7
	7385	No premium; - 15% above or below, acceptable limits 21-26.5	22.8 BRIX	7915	No premium; - 10%, min. 21.8
	7387	No premium; - 20% to 21, - 30% below 21, - 20% above 25.5	23 BRIX	7950	No premium; - 10% below
22-26 BRIX	7390	No premium; - 10% below 22		7960	No premium; - 10% below, min. 21.9
	7393	No premium; - 10% below 22, min. 21.5		7965	No premium; - 10% below, min. 22
	7395	No premium; - 10% below 22, min. 19		7967	No premium; - 15% below, min. 22
	7404	No premium; - 20% below		7970	No premium; - 15% to 22, - 4% per tenth degree min 21.5
	7410	No premium; - 20% to 21, - 30% below 21, - 20% above 26	23-24 BRIX	7972	No premium; - flat \$50 below
22-30 BRIX	7430	No premium; - 10% below		7973	+ 10% above, max. 24
22.1-25 BRIX	7445	No premium; - 20% to 22, - 30% below 22, - 20% above 25		7975	No premium; - 10% below
22.2-24 BRIX	7447	No premium; - 15% above or below, acceptable limits 23-25		7977	No premium; - 10% above or below
22.4 BRIX	7448	No premium; - 10% below, min. 21.4		7980	No premium; - 10% above or below, acceptable limits 21-25
22.4-24.4 BRIX	7450	No premium; - 10% above or below, acceptable limits 22-25		7991	No premium; - 10% above or below, acceptable limits 22-25.5
22.5 BRIX	7455	No premium; - 10%	23-24.5 BRIX	7992	No premium; - 20% below, min. 22.8
	7460	No premium; - 10%, min. 21.4		7993	No premium; - flat 10% above
	7465	No premium; - 10%, min 21.5	23-25 BRIX	7995	No premium; - 14% above or below, acceptable limits 23-25
	7470	No premium; - 10%, min. 22		8007	No premium; - 10% above or below, acceptable limits 22-25.5
	7471	No premium; - 10% above or below		8150	No premium; - 10%
	7472	No premium; - 10% above, max. 24.5		8175	No premium; - 10% above or below, acceptable limits 22.5-25.5
	7473	No premium; - 15% below		8184	No premium; - 20% below
	7474	No premium; - 15%, min. 21.5		8186	No premium; - 20% above or below, acceptable limits 21.5-26
22.5-23 BRIX	7475	No premium; - 20% below		8190	No premium; - 20% above or below, acceptable limits 22-26
22.5-23.5 BRIX	7525	+ 17.5% above		8195	No premium; - 20% to 22.5, - 30% below 22.5, - 20% above 25
22.5-24 BRIX	7545	No premium; - 10% below, acceptable limits 22-23.5		8205	No premium; - flat \$300.00 below
	7590	No premium; - 10% below	23-25.5 BRIX	8215	No premium; - 10% below
	7618	No premium; - flat 10% above	23-26 BRIX	8240	No premium; - 20% to 22, - 30% below 22, - 20% above 26
	7620	No premium; - 15% above or below, acceptable limits 20.9-24.5		8245	No premium; - 20% to 22.5, - 30% below 22.5, - 20% above 26
	7663	No premium; - 20% to 22, - 30% below 22, - 20% above 24		8250	No premium; - 20% to 22, 30% below 22, - 20% above 26.5
	7665	No premium; - 20% to 22, - 60% below 22, - 40% above 24	23-26.5 BRIX	8255	No premium; - 10% below
	7675	+ 5% to 24.5, + 10% to 25, + 5% max. 30, min. acceptance 22.5	23.5 BRIX	8261	No premium; - 10% below, min. 21.5
22.5-24.5 BRIX	7720	No premium; - 10% below		8270	No premium; -10% below, min. 22.5
	7750	No premium; - 10% above and below, acceptable limits 22-25	23.5-24 BRIX	8273	No premium; - 15% below, min. 22.5
	7761	No premium; - 15% above or below, acceptable limits 21.5-25.5		8285	No premium; - 10%, min. 22
	7762	No premium; - 20% below	23.5-24.5 BRIX	8287	No premium; - 10% above or below
	7763	No premium; - 20% above or below		8290	No premium; - flat 10% above
	7764	No premium; - 20% to 21, - 30% below 21, - 20% above 24.5	23.5-25.5 BRIX	8297	+ 10% above
	7765	No premium; - 20% to 22, -30% below 22, -20% above 24.5		8300	- 10% below, + 10% above, max. 25
22.5-25 BRIX	7767	+ 10%, min. 21.5	23.5-26 BRIX	8345	No premium; - 20% to 22, - 30% below 22, - 20% above 25.5
	7820	No premium; - 10% below	24 BRIX	8347	No premium; - 20% to 22, - 30% below 22, - 20% above 26
	7825	No premium; - 10% below, min. 21		8351	No premium; - 10% below, min. 22
	7830	No premium; - 10% below, min 22	24-26 BRIX	8354	No premium; - 10% below, min. 22.5
	7837	No premium; - 10% above or below, acceptable limits 21.5-26		8378	No premium; - 10% above or below, min. 22
	7845	No premium; - 20% above or below, acceptable limits 21.5-26		8379	+ 10% above
	7850	No premium; - 20% to 22, - 30% below 22, - 20% above 25			
	7852	No premium; - 20% to 22, - 60% below 22, - 40% above 25			
22.5-25.5 BRIX	7865	No premium; - 20% below			
22.5-25.5 BRIX	7870	No premium; - 20% to 22, - 30% below 22, - 20% above 25.5			
22.5-26 BRIX	7885	No premium; - 10% below 22			
	7890	No premium; - 20% to 22, - 30% below 22, - 20% above 26			
22.5-26.5 BRIX	7895	No premium; - 10% above, max 27.5			
	7898	No premium; - 20% to 21, - 30% below 21, - 20% above 26.5			
	7899	No premium; - 20% to 22, - 30% below 22, - 20% above 26.5			
22.5-30 BRIX	7900	No premium; - 10% below			

**TABLE 9: TONS OF GRAPES CRUSHED TO GROWERS' ACCOUNTS BY CALIFORNIA PROCESSORS
FROM THE 1999 CROP BY TYPE, VARIETY, AND REPORTING DISTRICT WHERE GROWN, WITH COMPARISONS**

Type and Variety	1	2	3	4	5	6	7	8	9	10
	Tons									
RAISIN GRAPES:										
THOMPSON SEEDLESS	0.0	0.0	0.0	0.0	0.0	0.0	0.0	0.0	0.0	0.0
TOTAL RAISIN	0.0	0.0	0.0	0.0	0.0	0.0	0.0	0.0	0.0	0.0
TABLE GRAPES:										
FLAME TOKAY	0.0	0.0	0.0	0.0	0.0	0.0	0.0	0.0	0.0	0.0
TOTAL TABLE	0.0	0.0	0.0	0.0	0.0	0.0	0.0	0.0	0.0	0.0
WINE GRAPES (WHITE):										
CATARRATTO	5.0	0.0	0.0	0.0	0.0	0.0	0.0	0.0	0.0	0.0
CHARDONNAY	662.7	0.0	220.0	46.4	8.8	18.9	134.2	6.6	94.8	26.9
CHENIN BLANC	0.0	0.0	0.0	0.0	0.0	0.0	92.4	0.0	0.0	0.0
FRENCH COLOMBARD	0.0	0.0	0.0	0.0	0.0	0.0	108.7	0.0	0.0	0.0
GEWURZTRAMINER	0.0	0.0	0.0	0.0	0.0	0.0	21.6	0.0	0.0	0.0
GRAY RIESLING	0.0	0.0	8.1	0.0	0.0	0.0	0.0	0.0	0.0	0.0
MUSCAT BLANC/M CANELLI	0.0	0.0	0.0	0.0	0.0	0.0	0.0	2.8	0.0	0.0
MUSCAT OF ALEXANDRIA	0.0	0.0	0.0	0.0	0.0	0.0	0.0	0.0	0.0	0.0
PALOMINO/G CHASSELAS	0.0	0.0	0.0	0.0	0.0	0.0	0.0	0.0	0.0	0.0
PINOT BLANC	0.0	0.0	0.0	0.0	0.0	0.0	2.1	0.0	0.0	0.0
PINOT GRIS	0.0	0.0	0.0	12.0	0.0	0.0	39.2	0.0	0.0	0.0
SAUVIGNON BLANC	54.6	0.0	0.0	112.3	0.0	0.0	12.4	0.0	0.0	21.4
SAUVIGNON MUSQUE	0.0	0.0	0.0	0.0	0.0	0.0	0.0	0.0	0.0	0.0
SEMILLON	7.5	0.0	0.0	0.0	0.0	0.0	0.0	0.0	0.0	0.0
VIOGNIER	1.0	0.0	0.0	0.0	0.0	0.0	0.0	0.5	0.0	0.0
WHITE RIESLING	27.9	0.0	0.0	0.0	0.0	0.0	3.0	0.0	0.0	0.0
OTHER WHITE 1/	0.0	0.0	0.0	0.0	0.0	0.0	0.0	0.0	0.0	0.0
TOTAL WHITE	758.7	0.0	228.1	170.7	8.8	18.9	413.6	9.9	94.8	48.3
WINE GRAPES (RED):										
ALICANTE BOUSCHET	0.0	0.0	0.0	0.0	0.0	0.0	0.0	0.0	0.0	0.0
BARBERA	0.0	0.0	0.0	0.0	0.0	0.0	0.0	0.0	0.0	0.0
CABERNET FRANC	0.0	0.0	6.3	31.8	0.0	0.0	0.0	0.0	0.0	0.0
CABERNET SAUVIGNON	114.6	5.4	83.6	483.7	0.0	8.4	263.4	164.3	0.0	1.0
CARIGNANE	132.3	0.0	0.0	0.0	0.0	0.0	0.0	0.0	0.0	0.0
CARNELIAN	0.0	0.0	0.0	0.0	0.0	0.0	0.0	0.0	0.0	0.0
CHARBONO	0.0	0.0	0.0	0.0	0.0	0.0	0.0	0.0	0.0	0.0
DOLCETTO	0.0	0.0	2.9	0.0	0.0	0.0	0.0	0.0	0.0	1.6
GAMAY (NAPA)	0.0	0.0	0.0	0.0	0.0	0.0	0.0	0.0	0.0	0.0
GRENACHE	29.9	0.0	0.0	0.0	0.0	0.0	120.9	3.2	24.9	25.8
MALBEC	0.0	0.0	0.0	0.0	0.0	0.0	0.0	0.0	0.0	0.0
MATARO/MOURVEDRE	0.0	0.0	0.0	0.0	0.0	0.0	2.1	2.8	0.0	0.0
MERLOT	287.1	0.0	41.7	131.0	0.0	2.2	28.7	328.6	0.0	1.4
NEBBIOLO	0.0	0.0	0.0	0.0	0.0	0.0	0.0	0.0	0.0	10.4
PETITE SIRAH	40.0	0.0	27.8	0.0	0.0	0.0	276.5	0.0	0.0	0.0
PETITE VERDOT	2.0	0.0	0.0	0.0	0.0	0.0	0.0	0.0	0.0	0.0
PINOT NOIR	129.7	0.0	45.2	4.4	0.0	6.2	19.4	3.8	0.0	0.0
PORTUGIESE BLAUER	0.0	0.0	0.0	0.0	0.0	0.0	0.0	0.0	0.0	0.0
ROYALTY	0.0	0.0	0.0	0.0	0.0	0.0	0.0	0.0	0.0	0.0
RUBIRED	0.0	0.0	0.0	0.0	0.0	0.0	0.0	0.0	0.0	0.0
RUBY CABERNET	0.0	0.0	0.0	3.4	0.0	0.0	0.0	0.0	0.0	0.0
SANGIOVETO/SANGIOVESE	9.9	0.0	18.5	29.1	0.0	0.0	47.0	0.0	0.0	6.0
SOUZAO	0.0	0.0	0.0	0.0	0.0	0.0	1.3	0.0	0.0	0.0
SYRAH/FRENCH SYRAH-SHIRAZ	61.2	0.0	10.3	11.2	0.0	3.1	23.2	16.2	38.3	6.0
ZINFANDEL	124.2	0.0	103.8	31.1	0.0	0.0	133.1	31.6	37.5	29.8
OTHER RED 1/	0.0	0.0	0.0	0.5	0.0	0.0	0.0	0.0	0.0	0.0
TOTAL RED	930.9	5.4	340.1	726.2	0.0	19.9	915.6	550.5	100.7	82.0
TOTAL WINE	1,689.6	5.4	568.2	896.9	8.8	38.8	1,329.2	560.4	195.5	130.3
TOTAL ALL VARIETIES	1,689.6	5.4	568.2	896.9	8.8	38.8	1,329.2	560.4	195.5	130.3

**TABLE 9: TONS OF GRAPES CRUSHED TO GROWERS' ACCOUNTS BY CALIFORNIA PROCESSORS
FROM THE 1999 CROP BY TYPE, VARIETY, AND REPORTING DISTRICT WHERE GROWN, WITH COMPARISONS**

Type and Variety	11	12	13	14	15	16	17	1999 State Total	1998 State Total	
	Tons									
RAISIN GRAPES:										
THOMPSON SEEDLESS	0.0	0.0	43.9	0.0	0.0	0.0	0.0	43.9	298.1	
TOTAL RAISIN	0.0	0.0	43.9	0.0	0.0	0.0	0.0	43.9	298.1	
TABLE GRAPES:										
FLAME TOKAY	0.0	0.0	0.0	0.0	0.0	0.0	0.0	0.0	30.4	
TOTAL TABLE	0.0	0.0	0.0	0.0	0.0	0.0	0.0	0.0	30.4	
WINE GRAPES (WHITE):										
CATARRATTO	0.0	0.0	0.0	0.0	0.0	0.0	0.0	5.0	0.0	
CHARDONNAY	5,201.5	1,706.2	699.1	3,181.2	0.0	0.0	0.0	12,007.3	1,536.9	
CHENIN BLANC	0.0	0.0	0.0	0.0	0.0	0.0	0.0	92.4	2,332.3	
FRENCH COLOMBARD	0.0	0.0	37.3	0.0	0.0	0.0	0.0	146.0	2,218.7	
GEWURZTRAMINER	0.0	0.0	0.0	0.0	0.0	0.0	0.0	21.6	68.2	
GRAY RIESLING	0.0	0.0	0.0	0.0	0.0	0.0	0.0	8.1	0.0	
MUSCAT BLANC/M CANELLI	0.0	0.0	0.0	0.0	0.0	0.0	0.0	2.8	82.2	
MUSCAT OF ALEXANDRIA	0.0	0.0	136.2	0.0	0.0	0.0	0.0	136.2	111.2	
PALOMINO/G CHASSELAS	0.0	0.0	49.3	0.0	0.0	0.0	0.0	49.3	47.6	
PINOT BLANC	0.0	0.0	0.0	0.0	0.0	0.0	0.0	2.1	42.2	
PINOT GRIS	23.3	0.0	0.0	0.0	0.0	0.0	0.0	74.5	7.3	
SAUVIGNON BLANC	129.3	0.0	0.0	0.0	2.0	0.0	0.0	332.0	871.9	
SAUVIGNON MUSQUE	0.0	0.0	0.0	0.0	0.0	0.0	0.0	0.0	0.8	
SEMILLON	0.0	0.0	0.0	0.0	0.0	0.0	0.0	7.5	119.1	
VIOGNIER	463.3	0.0	39.9	0.0	0.0	0.0	0.0	504.7	7.2	
WHITE RIESLING	0.0	0.0	0.0	0.0	0.0	0.0	0.0	30.9	97.7	
OTHER WHITE 1/	0.0	91.5	0.0	0.0	0.0	0.0	0.0	91.5	0.0	
TOTAL WHITE	5,817.4	1,797.7	961.8	3,181.2	2.0	0.0	0.0	13,511.9	7,543.3	
WINE GRAPES (RED):										
ALICANTE BOUSCHET	0.0	0.0	72.1	54.9	0.0	0.0	0.0	127.0	76.9	
BARBERA	0.0	0.0	10.0	0.0	0.0	0.0	0.0	10.0	286.6	
CABERNET FRANC	1,254.1	0.0	0.0	0.0	0.0	0.0	0.0	1,292.2	100.2	
CABERNET SAUVIGNON	2,268.5	448.2	115.9	4,189.2	4.1	0.0	0.0	8,150.3	1,936.5	
CARIGNANE	318.5	0.0	0.0	0.0	0.0	0.0	0.0	450.8	673.8	
CARNELIAN	0.0	0.0	0.0	0.0	0.0	0.0	0.0	0.0	176.8	
CHARBONO	0.0	0.0	0.0	0.0	0.0	0.0	0.0	0.0	7.5	
DOLCETTO	0.0	0.0	0.0	0.0	0.0	0.0	0.0	4.5	21.5	
GAMAY (NAPA)	0.0	0.0	0.0	0.0	0.0	0.0	0.0	0.0	90.2	
GRENACHE	0.0	0.0	6.4	0.0	0.0	0.0	0.0	211.1	153.5	
MALBEC	0.0	0.0	0.0	0.0	0.0	0.0	0.0	0.0	8.7	
MATARO/MOURVEDRE	0.0	0.0	0.0	0.0	0.0	0.0	0.0	4.9	19.9	
MERLOT	4,682.5	231.5	1,202.6	0.0	1.1	0.0	219.0	7,157.4	2,273.8	
NEBBIOLO	0.0	0.0	0.0	0.0	0.0	0.0	0.0	10.4	20.3	
PETITE SIRAH	25.2	0.0	0.0	0.0	0.0	0.0	0.0	369.5	120.7	
PETITE VERDOT	0.0	0.0	0.0	0.0	0.0	0.0	0.0	2.0	5.4	
PINOT NOIR	0.0	0.0	0.0	0.0	0.0	0.0	0.0	208.7	121.3	
PORTUGIESER BLAUER	0.0	0.0	0.0	0.0	0.0	0.0	0.0	0.0	1.4	
ROYALTY	0.0	58.7	0.0	0.0	0.0	0.0	0.0	58.7	0.0	
RUBIRED	0.0	0.0	2,423.6	0.0	0.0	0.0	0.0	2,423.6	1,696.7	
RUBY CABERNET	0.0	1,548.2	14.3	1,266.6	0.0	0.0	0.0	2,832.5	86.7	
SANGIOVETO/SANGIOVESE	89.8	57.3	157.1	0.0	0.0	0.0	0.0	414.7	216.3	
SOUZAO	0.0	0.0	0.0	0.0	0.0	0.0	0.0	1.3	0.0	
SYRAH/FRENCH SYRAH-SHIRAZ	153.0	463.6	326.7	0.0	0.0	0.0	0.0	1,112.8	1,045.1	
ZINFANDEL	1,489.8	437.4	0.9	0.0	0.0	0.0	1.0	2,420.2	2,774.6	
OTHER RED 1/	20.0	0.0	13.5	0.0	0.0	0.0	0.0	34.0	7.6	
TOTAL RED	10,301.4	3,244.9	4,343.1	5,510.7	5.2	0.0	220.0	27,296.6	11,922.0	
TOTAL WINE	16,118.8	5,042.6	5,304.9	8,691.9	7.2	0.0	220.0	40,808.5	19,465.3	
TOTAL ALL VARIETIES	16,118.8	5,042.6	5,348.8	8,691.9	7.2	0.0	220.0	40,852.4	19,793.8	

1/ Other categories include minor and mixed varieties.

**TABLE 10: WEIGHTED AVERAGE GROWER RETURNS PER TON DELIVERED BASIS NON-RELATED PURCHASE
FOR WINE, CONCENTRATE, JUICE, VINEGAR, AND BEVERAGE BRANDY BY CALIFORNIA PROCESSORS
FROM THE 1999 CROP BY TYPE, VARIETY, AND REPORTING DISTRICT WHERE GROWN, WITH COMPARISONS**

Type and Variety	1	2	3	4	5	6	7	8	9	10
	Dollars									
RAISIN GRAPES:										
BLACK CORINTH (ZANTES)	0.00	0.00	0.00	0.00	0.00	0.00	0.00	0.00	0.00	0.00
CANNER	0.00	0.00	0.00	0.00	0.00	0.00	0.00	0.00	0.00	0.00
FIESTA	0.00	0.00	0.00	0.00	0.00	0.00	0.00	0.00	0.00	0.00
SULTANAS	0.00	0.00	0.00	0.00	0.00	0.00	0.00	0.00	0.00	0.00
THOMPSON SEEDLESS	0.00	0.00	0.00	0.00	0.00	0.00	0.00	0.00	0.00	0.00
OTHER RAISIN 1/	0.00	0.00	0.00	0.00	0.00	0.00	0.00	0.00	0.00	0.00
TOTAL RAISIN	0.00	0.00	0.00	0.00	0.00	0.00	0.00	0.00	0.00	0.00
TABLE GRAPES:										
BEAUTY SLDS/BLK BEAUTY	0.00	0.00	0.00	0.00	0.00	0.00	0.00	0.00	0.00	0.00
BLACK MONUKKA	0.00	0.00	0.00	0.00	0.00	0.00	0.00	0.00	0.00	0.00
BLACK PRINCE/ROSE OF PERU	0.00	0.00	0.00	0.00	0.00	600.00	0.00	0.00	0.00	0.00
BLACK SEEDLESS	0.00	0.00	0.00	0.00	0.00	0.00	0.00	0.00	0.00	0.00
BLACKROSE	0.00	0.00	0.00	0.00	0.00	0.00	0.00	0.00	0.00	0.00
CALMERIA	0.00	0.00	0.00	0.00	0.00	0.00	0.00	0.00	0.00	0.00
CARDINAL	0.00	0.00	0.00	0.00	0.00	0.00	0.00	0.00	0.00	0.00
CHRISTMAS ROSE	0.00	0.00	0.00	0.00	0.00	0.00	0.00	0.00	0.00	0.00
CONCORD	0.00	0.00	0.00	0.00	0.00	0.00	0.00	0.00	0.00	0.00
CRIMSON	0.00	0.00	0.00	0.00	0.00	0.00	0.00	0.00	0.00	0.00
EMPERATRIZ	0.00	0.00	0.00	0.00	0.00	0.00	0.00	0.00	0.00	0.00
EMPEROR	0.00	0.00	0.00	0.00	0.00	0.00	0.00	0.00	0.00	0.00
EXOTIC	0.00	0.00	0.00	0.00	0.00	0.00	0.00	0.00	0.00	0.00
FANTASY	0.00	0.00	0.00	0.00	0.00	0.00	0.00	0.00	0.00	0.00
FLAME SEEDLESS	0.00	0.00	0.00	0.00	0.00	0.00	0.00	0.00	0.00	0.00
FLAME TOKAY	0.00	0.00	0.00	0.00	0.00	0.00	0.00	0.00	0.00	0.00
ITALIA	0.00	0.00	0.00	0.00	0.00	0.00	0.00	0.00	0.00	0.00
MARROO	0.00	0.00	0.00	0.00	0.00	0.00	0.00	0.00	0.00	0.00
NIABELL	0.00	0.00	0.00	0.00	0.00	0.00	0.00	0.00	0.00	0.00
PERLETTE	0.00	0.00	0.00	0.00	0.00	0.00	0.00	0.00	0.00	0.00
QUEEN	0.00	0.00	0.00	0.00	0.00	0.00	0.00	0.00	0.00	0.00
RED GLOBE/ROSE-ITO	0.00	0.00	0.00	0.00	0.00	0.00	0.00	0.00	0.00	0.00
RED MALAGA	0.00	0.00	0.00	0.00	0.00	0.00	0.00	0.00	0.00	0.00
RED SEEDLESS	0.00	0.00	0.00	0.00	0.00	0.00	0.00	0.00	0.00	0.00
RIBIER	0.00	0.00	0.00	0.00	0.00	0.00	0.00	0.00	0.00	0.00
ROGUE	0.00	0.00	0.00	0.00	0.00	0.00	0.00	0.00	0.00	0.00
RUBY SEEDLESS/KING RUBY	0.00	0.00	0.00	0.00	0.00	0.00	0.00	0.00	0.00	0.00
SUPERIOR SEEDLESS	0.00	0.00	0.00	0.00	0.00	0.00	0.00	0.00	0.00	0.00
WHITE MALAGA	0.00	0.00	0.00	0.00	0.00	0.00	0.00	0.00	0.00	0.00
PACKINGHOUSE CULLS	0.00	0.00	0.00	0.00	0.00	0.00	0.00	0.00	0.00	0.00
OTHER TABLE 1/	0.00	0.00	0.00	0.00	0.00	0.00	0.00	0.00	0.00	0.00
TOTAL TABLE	0.00	0.00	0.00	0.00	0.00	600.00	0.00	0.00	0.00	0.00
WINE GRAPES (WHITE):										
BURGER	450.00	0.00	450.00	0.00	0.00	0.00	0.00	0.00	0.00	0.00
CHARDONNAY	1,563.93	1,276.00	1,857.19	1,988.73	1,200.16	1,383.40	1,488.99	1,487.20	720.07	1,228.24
CHENIN BLANC	799.23	667.34	610.21	871.07	372.19	566.38	953.54	670.71	270.64	400.00
EMERALD RIESLING	0.00	0.00	0.00	0.00	0.00	0.00	0.00	0.00	0.00	0.00
FLORA	750.00	0.00	0.00	0.00	500.00	0.00	0.00	0.00	0.00	0.00
FRENCH COLOMBARD	595.18	0.00	561.93	581.08	607.35	0.00	738.51	0.00	200.00	280.00
GEWURZTRAMINER	960.07	800.00	1,148.29	1,030.15	0.00	730.82	928.76	816.27	0.00	891.38
GRAY RIESLING	350.00	0.00	1,111.00	600.00	0.00	1,000.00	0.00	0.00	0.00	0.00
GREEN HUNGARIAN	600.00	0.00	0.00	0.00	0.00	0.00	0.00	0.00	0.00	0.00
KLEINBERGER	0.00	0.00	1,000.00	0.00	0.00	0.00	0.00	0.00	0.00	0.00
MALVASIA BIANCA	0.00	0.00	0.00	1,600.00	0.00	0.00	1,261.06	0.00	0.00	0.00
MARSANNE	1,800.00	0.00	0.00	0.00	0.00	1,524.23	1,512.53	1,446.45	0.00	900.00
MELON	0.00	0.00	1,328.67	0.00	0.00	0.00	0.00	0.00	0.00	0.00
MUSCADELLE	0.00	0.00	1,250.00	0.00	0.00	0.00	0.00	0.00	0.00	0.00
MUSCAT BLANC/M CANELLI	1,527.09	998.09	1,650.69	1,287.62	0.00	837.50	1,000.00	931.41	650.00	800.37
MUSCAT OF ALEXANDRIA	0.00	0.00	0.00	0.00	0.00	0.00	0.00	0.00	1,000.00	0.00
MUSCAT ORANGE	1,595.01	0.00	0.00	0.00	0.00	0.00	1,312.50	1,198.88	650.00	722.13
PALOMINO/G CHASSELAS	550.00	0.00	0.00	0.00	0.00	337.50	0.00	0.00	0.00	0.00
PEDRO XIMENES	0.00	0.00	0.00	0.00	0.00	0.00	0.00	0.00	0.00	0.00
PINOT BLANC	1,430.44	1,250.00	1,442.51	1,523.71	0.00	1,200.00	1,070.60	1,546.46	0.00	0.00
PINOT GRIS	1,446.53	0.00	1,907.06	1,580.57	800.00	1,488.62	1,352.53	1,533.97	0.00	1,305.55
ROUSANNE	1,855.09	0.00	0.00	0.00	0.00	1,600.00	0.00	1,654.67	0.00	985.71
SAUVIGNON BLANC	1,074.14	967.12	1,278.95	1,329.19	612.81	737.37	1,097.68	947.57	658.99	709.25
SAUVIGNON MUSQUE	0.00	0.00	0.00	1,396.38	0.00	0.00	0.00	0.00	0.00	0.00

TABLE 10: WEIGHTED AVERAGE GROWER RETURNS PER TON DELIVERED BASIS NON-RELATED PURCHASE FOR WINE, CONCENTRATE, JUICE, VINEGAR, AND BEVERAGE BRANDY BY CALIFORNIA PROCESSORS FROM THE 1999 CROP BY TYPE, VARIETY, AND REPORTING DISTRICT WHERE GROWN, WITH COMPARISONS

Type and Variety	11	12	13	14	15	16	17	1999 State Total	1998 State Total
	Dollars								
RAISIN GRAPES:									
BLACK CORINTH (ZANTES)	0.00	0.00	200.95	209.00	0.00	0.00	0.00	201.24	141.54
CANNER	0.00	0.00	30.00	0.00	0.00	0.00	0.00	30.00	30.00
FIESTA	0.00	0.00	202.68	0.00	0.00	0.00	0.00	202.68	165.00
SULTANAS	0.00	0.00	196.51	0.00	0.00	0.00	0.00	196.51	168.97
THOMPSON SEEDLESS	0.00	187.21	201.54	197.66	0.00	185.00	0.00	200.76	164.58
OTHER RAISIN 1/	0.00	0.00	129.56	0.00	0.00	0.00	0.00	129.56	145.39
TOTAL RAISIN	0.00	187.21	201.09	197.67	0.00	185.00	0.00	200.41	164.18
TABLE GRAPES:									
BEAUTY SLDS/BLK BEAUTY	0.00	0.00	0.00	0.00	0.00	185.00	0.00	185.00	0.00
BLACK MONUKKA	0.00	0.00	186.24	0.00	0.00	0.00	0.00	186.24	143.06
BLACK PRINCE/ROSE OF PERU	0.00	0.00	0.00	0.00	0.00	0.00	0.00	600.00	600.00
BLACK SEEDLESS	0.00	0.00	0.00	0.00	0.00	0.00	0.00	0.00	131.95
BLACKROSE	0.00	0.00	0.00	160.00	0.00	0.00	0.00	160.00	0.00
CALMERIA	0.00	0.00	0.00	194.40	0.00	0.00	0.00	194.40	129.41
CARDINAL	0.00	0.00	0.00	0.00	0.00	0.00	0.00	0.00	135.85
CHRISTMAS ROSE	0.00	0.00	161.00	156.86	0.00	0.00	0.00	157.27	144.47
CONCORD	0.00	0.00	300.00	0.00	0.00	0.00	0.00	300.00	0.00
CRIMSON	0.00	0.00	148.08	173.00	0.00	0.00	0.00	149.39	138.11
EMPERATRIZ	0.00	0.00	0.00	161.60	0.00	0.00	0.00	161.60	162.09
EMPEROR	0.00	0.00	140.00	174.32	0.00	0.00	0.00	174.11	113.72
EXOTIC	0.00	0.00	196.80	147.86	0.00	185.00	0.00	160.89	126.69
FANTASY	0.00	0.00	0.00	0.00	0.00	0.00	0.00	0.00	153.95
FLAME SEEDLESS	0.00	0.00	180.42	201.03	0.00	0.00	0.00	198.24	146.06
FLAME TOKAY	179.81	160.00	0.00	0.00	0.00	0.00	0.00	179.79	184.08
ITALIA	0.00	0.00	0.00	177.98	0.00	0.00	0.00	177.98	142.35
MARROO	0.00	0.00	195.34	0.00	0.00	0.00	0.00	195.34	144.26
NIABELL	0.00	0.00	196.83	0.00	0.00	0.00	0.00	196.83	0.00
PERLETTE	0.00	0.00	0.00	0.00	0.00	0.00	0.00	0.00	129.66
QUEEN	0.00	0.00	0.00	193.50	0.00	0.00	0.00	193.50	162.42
RED GLOBE/ROSE-ITO	0.00	0.00	132.25	180.46	0.00	185.00	0.00	172.27	133.69
RED MALAGA	0.00	0.00	149.80	0.00	0.00	0.00	0.00	149.80	105.00
RED SEEDLESS	0.00	0.00	155.67	202.50	0.00	0.00	0.00	176.83	128.60
RIBIER	0.00	185.00	122.64	148.77	0.00	0.00	0.00	145.27	141.99
ROGUE	0.00	0.00	0.00	186.30	0.00	0.00	0.00	186.30	0.00
RUBY SEEDLESS/KING RUBY	0.00	0.00	187.28	196.20	0.00	0.00	0.00	194.55	147.34
SUPERIOR SEEDLESS	0.00	0.00	0.00	171.90	0.00	0.00	0.00	171.90	128.05
WHITE MALAGA	0.00	0.00	180.68	185.80	0.00	0.00	0.00	182.53	167.62
PACKINGHOUSE CULLS	45.00	0.00	0.00	0.00	0.00	0.00	0.00	45.00	0.00
OTHER TABLE 1/	0.00	0.00	193.14	187.63	0.00	0.00	0.00	190.88	138.09
TOTAL TABLE	179.69	180.77	188.10	188.34	0.00	185.00	0.00	187.15	150.31
WINE GRAPES (WHITE):									
BURGER	180.88	197.61	175.00	181.23	317.61	900.00	0.00	178.86	184.04
CHARDONNAY	688.23	538.20	472.52	549.67	550.00	853.77	706.47	1,048.31	1,121.08
CHENIN BLANC	288.82	246.08	202.63	197.53	0.00	550.00	386.02	239.56	247.24
EMERALD RIESLING	0.00	0.00	156.38	196.90	0.00	0.00	0.00	185.90	187.26
FLORA	0.00	0.00	0.00	0.00	0.00	0.00	0.00	700.00	1,199.28
FRENCH COLOMBARD	236.34	204.22	193.34	190.59	0.00	0.00	264.12	198.61	189.13
GEWURZTRAMINER	0.00	0.00	0.00	0.00	0.00	0.00	0.00	984.33	957.23
GRAY RIESLING	350.00	0.00	0.00	0.00	0.00	0.00	0.00	624.72	731.04
GREEN HUNGARIAN	0.00	0.00	0.00	220.00	0.00	0.00	0.00	229.22	210.00
KLEINBERGER	0.00	0.00	0.00	0.00	0.00	0.00	0.00	1,000.00	1,000.00
MALVASIA BIANCA	275.00	275.00	253.38	217.66	0.00	0.00	0.00	282.21	288.91
MARSANNE	0.00	0.00	0.00	0.00	0.00	0.00	0.00	1,536.73	1,342.73
MELON	0.00	0.00	0.00	0.00	0.00	0.00	0.00	1,328.67	1,350.00
MUSCADELLE	0.00	0.00	0.00	0.00	0.00	0.00	0.00	1,250.00	1,000.00
MUSCAT BLANC/M CANELLI	450.00	500.00	352.76	0.00	0.00	829.25	561.42	470.95	458.97
MUSCAT OF ALEXANDRIA	0.00	0.00	234.65	234.45	0.00	650.00	0.00	234.69	226.63
MUSCAT ORANGE	550.00	500.00	417.94	0.00	0.00	0.00	0.00	646.52	661.46
PALOMINO/G CHASSELAS	0.00	190.00	193.45	185.00	190.00	0.00	0.00	193.21	175.18
PEDRO XIMENES	325.00	0.00	0.00	0.00	0.00	0.00	0.00	325.00	0.00
PINOT BLANC	0.00	0.00	0.00	0.00	0.00	1,000.00	0.00	1,280.22	1,238.98
PINOT GRIS	797.25	600.00	0.00	750.00	0.00	0.00	0.00	1,259.55	1,269.91
ROUSANNE	1,146.25	0.00	0.00	0.00	0.00	1,400.00	0.00	1,621.84	1,387.88
SAUVIGNON BLANC	586.82	482.73	348.84	335.54	0.00	889.80	572.08	788.00	804.79
SAUVIGNON MUSQUE	0.00	0.00	0.00	0.00	0.00	0.00	0.00	1,396.38	1,263.78

TABLE 10: WEIGHTED AVERAGE GROWER RETURNS PER TON DELIVERED BASIS NON-RELATED PURCHASE FOR WINE, CONCENTRATE, JUICE, VINEGAR, AND BEVERAGE BRANDY BY CALIFORNIA PROCESSORS FROM THE 1999 CROP BY TYPE, VARIETY, AND REPORTING DISTRICT WHERE GROWN, WITH COMPARISONS

Type and Variety	1	2	3	4	5	6	7	8	9	10
	Dollars									
WINE GRAPES (WHITE): (Cont'd.)										
SAUVIGNON VERT	0.00	0.00	500.00	1,200.00	0.00	0.00	0.00	0.00	0.00	0.00
SEMILLON	1,122.22	883.58	1,302.43	1,313.00	850.00	852.10	1,000.00	685.94	0.00	760.35
ST. EMILION (UGNI BLANC)	0.00	0.00	0.00	0.00	0.00	0.00	0.00	0.00	0.00	0.00
SYLVANER	0.00	0.00	0.00	0.00	0.00	0.00	0.00	851.48	0.00	0.00
SYMPHONY	0.00	0.00	0.00	0.00	310.00	0.00	0.00	0.00	353.69	0.00
TOCAI FRIULANO	1,688.46	0.00	0.00	1,300.00	0.00	1,550.00	1,482.17	1,400.00	0.00	0.00
VERNACCIA	1,500.00	0.00	0.00	0.00	0.00	0.00	0.00	0.00	0.00	0.00
VOIGNIER	1,752.62	1,722.80	2,133.76	1,755.09	975.42	1,062.77	1,610.81	1,695.72	1,400.00	1,270.09
WHITE RIESLING	967.65	797.07	1,350.33	1,229.51	0.00	700.00	843.02	779.67	0.00	618.50
OTHER WHITE 1/	790.84	0.00	709.81	0.00	0.00	1,550.00	1,515.16	750.00	0.00	0.00
TOTAL WHITE	1,390.30	1,042.49	1,735.63	1,813.01	1,003.98	1,293.99	1,343.16	1,328.36	630.34	1,044.01
WINE GRAPES (RED):										
AGLIANICO	0.00	0.00	0.00	0.00	0.00	0.00	0.00	0.00	0.00	1,200.00
ALEATICO	0.00	0.00	1,800.00	0.00	0.00	0.00	0.00	0.00	0.00	0.00
ALICANTE BOUSCHET	1,000.00	0.00	1,890.30	0.00	800.00	1,113.78	0.00	1,800.00	0.00	1,200.00
ALVARELHAO	0.00	0.00	0.00	0.00	0.00	0.00	0.00	0.00	0.00	925.00
BARBERA	1,860.57	1,517.09	2,045.03	1,591.20	0.00	0.00	1,782.29	1,204.88	0.00	1,223.70
BLACK MALVOISIE	0.00	0.00	0.00	0.00	0.00	0.00	0.00	0.00	0.00	0.00
CABERNET FRANC	1,733.31	1,585.97	2,055.31	2,427.79	1,481.10	1,666.81	1,103.91	1,427.59	1,150.00	1,210.64
CABERNET SAUVIGNON	1,811.15	1,537.99	2,158.21	2,597.12	1,052.48	1,274.75	1,299.35	1,273.47	858.06	1,099.94
CARIGNANE	846.20	0.00	1,225.32	1,418.28	826.69	854.53	850.00	1,300.00	225.00	543.55
CARMINE	0.00	0.00	0.00	0.00	500.00	0.00	0.00	0.00	0.00	0.00
CARNELIAN	0.00	0.00	0.00	0.00	0.00	0.00	0.00	0.00	0.00	0.00
CENTURIAN	0.00	0.00	0.00	0.00	0.00	0.00	0.00	0.00	0.00	0.00
CHARBONO	1,665.47	0.00	0.00	1,738.15	0.00	0.00	0.00	0.00	0.00	976.36
CINSAULT	1,000.00	0.00	1,641.91	0.00	0.00	820.83	0.00	0.00	0.00	950.00
COUNOISE	0.00	0.00	0.00	0.00	0.00	0.00	0.00	1,226.00	0.00	0.00
DOLCETTO	1,750.00	0.00	2,070.39	1,900.00	2,100.00	1,800.00	0.00	1,198.93	0.00	0.00
EARLY BURGUNDY	600.00	0.00	1,000.00	763.86	850.00	0.00	0.00	0.00	0.00	0.00
FREISA	0.00	0.00	2,117.00	0.00	0.00	1,650.00	0.00	1,300.00	0.00	0.00
GAMAY (NAPA)	849.30	932.21	959.02	903.80	926.12	0.00	904.63	786.32	0.00	0.00
GAMAY BEAUJOLAIS	0.00	0.00	1,200.00	0.00	0.00	0.00	0.00	1,350.00	0.00	0.00
GRAND NOIR	0.00	0.00	0.00	0.00	0.00	829.41	0.00	0.00	0.00	0.00
GRENACHE	1,433.42	0.00	1,629.09	2,520.00	1,400.00	1,333.72	925.60	1,458.26	197.96	842.93
GRIGNOLINO	0.00	0.00	0.00	0.00	0.00	0.00	0.00	1,200.00	0.00	0.00
MALBEC	0.00	0.00	2,149.29	2,029.05	0.00	1,547.06	1,000.00	1,223.45	0.00	638.50
MATARO/MOURVEDRE	0.00	0.00	2,001.86	1,820.38	0.00	1,238.27	1,750.00	1,673.11	0.00	1,442.63
MERLOT	1,782.92	1,596.82	1,982.75	2,292.01	1,267.65	1,327.04	1,340.36	1,374.83	796.79	1,407.91
MEUNIER	1,496.55	0.00	1,817.09	1,486.11	0.00	0.00	0.00	1,400.00	0.00	0.00
MISSION	0.00	0.00	0.00	0.00	0.00	0.00	0.00	0.00	0.00	601.39
MONTANACCIO	0.00	0.00	0.00	0.00	0.00	0.00	0.00	0.00	0.00	0.00
MUSCAT HAMBURG	0.00	0.00	0.00	0.00	0.00	0.00	0.00	1,000.00	0.00	750.00
NEBBIOLO	1,766.09	0.00	1,620.53	0.00	0.00	1,885.71	1,864.71	1,424.89	0.00	1,054.25
NEGRETTE	0.00	0.00	500.00	0.00	0.00	0.00	1,854.70	0.00	0.00	0.00
PETITE SIRAH	1,752.19	1,311.04	2,072.88	2,285.58	1,147.40	1,227.90	1,125.24	1,034.06	800.53	1,296.72
PETITE VERDOT	2,092.61	1,920.00	1,907.12	3,231.98	0.00	1,800.00	0.00	1,036.72	0.00	0.00
PFEFFER CABERNET	0.00	0.00	0.00	0.00	0.00	0.00	1,200.00	0.00	0.00	0.00
PINOT NOIR	1,786.23	1,784.92	1,948.92	1,919.95	1,086.14	1,743.97	1,581.28	1,932.98	1,557.62	983.92
PINOT ST GEORGE	0.00	0.00	0.00	0.00	0.00	0.00	0.00	0.00	0.00	0.00
PINOTAGE	0.00	0.00	0.00	0.00	0.00	0.00	0.00	0.00	0.00	1,150.00
PORTUGUESER BLAUER	1,200.00	0.00	0.00	1,262.22	0.00	0.00	0.00	0.00	0.00	0.00
PRIMITIVO	0.00	0.00	2,164.18	0.00	0.00	0.00	1,500.00	1,900.00	0.00	0.00
REFOSCO/MONDEUSE	0.00	0.00	0.00	0.00	0.00	1,800.00	1,211.22	1,375.70	0.00	0.00
ROYALTY	0.00	0.00	0.00	0.00	0.00	0.00	0.00	0.00	0.00	0.00
RUBIRED	0.00	0.00	0.00	0.00	0.00	0.00	0.00	0.00	0.00	0.00
RUBY CABERNET	0.00	0.00	1,570.12	0.00	0.00	0.00	0.00	0.00	0.00	800.00
SALVADOR	0.00	0.00	0.00	0.00	0.00	0.00	0.00	0.00	0.00	0.00
SANGIOVEVO/SANGIOVESE	1,667.55	0.00	1,786.93	1,900.00	1,814.71	1,442.73	1,160.18	1,390.07	840.68	1,089.00
SOUZAO	0.00	1,450.00	0.00	0.00	0.00	1,300.00	0.00	0.00	0.00	750.00
SYRAH/FRENCH SYRAH-SHIRAZ	1,827.60	1,322.02	2,026.62	2,171.68	1,542.57	1,332.36	1,296.08	1,531.47	726.80	1,267.32
TANNAT	0.00	0.00	1,500.00	0.00	0.00	0.00	0.00	0.00	0.00	0.00
TEMPRANILLO	0.00	0.00	1,400.00	0.00	0.00	0.00	0.00	0.00	0.00	1,279.27
TEROLDEGO	0.00	0.00	0.00	0.00	0.00	1,896.79	1,950.00	0.00	0.00	0.00
TINTA CAO	0.00	1,450.00	0.00	0.00	0.00	0.00	0.00	0.00	0.00	1,004.95
TINTA MADEIRA	0.00	1,450.00	0.00	0.00	0.00	0.00	0.00	0.00	0.00	0.00
TOURIGA	0.00	1,450.00	0.00	0.00	0.00	0.00	0.00	0.00	0.00	550.00
TROUSSEAU	0.00	0.00	0.00	0.00	0.00	0.00	1,915.69	0.00	0.00	0.00
VALDEPENAS	0.00	0.00	0.00	0.00	0.00	0.00	0.00	0.00	0.00	0.00
ZINFANDEL	1,344.06	744.52	1,976.90	1,196.39	644.26	1,164.84	1,016.66	831.57	332.94	942.07
OTHER RED 1/	1,705.47	0.00	2,302.49	1,326.67	0.00	1,650.00	1,680.00	1,335.70	0.00	885.08
TOTAL RED	1,513.89	1,346.89	2,007.60	2,241.52	1,121.71	1,275.56	1,337.86	1,244.17	672.87	1,005.53
TOTAL WINE	1,452.79	1,205.95	1,881.96	2,123.65	1,057.95	1,284.47	1,340.74	1,275.48	649.67	1,010.83
TOTAL ALL VARIETIES	1,452.79	1,205.95	1,881.96	2,123.65	1,057.95	1,283.94	1,340.74	1,275.48	649.67	1,010.83

TABLE 10: WEIGHTED AVERAGE GROWER RETURNS PER TON DELIVERED BASIS NON-RELATED PURCHASE FOR WINE, CONCENTRATE, JUICE, VINEGAR, AND BEVERAGE BRANDY BY CALIFORNIA PROCESSORS FROM THE 1999 CROP BY TYPE, VARIETY, AND REPORTING DISTRICT WHERE GROWN, WITH COMPARISONS

Type and Variety	11	12	13	14	15	16	17	1999 State Total	1998 State Total
	Dollars								
WINE GRAPES (WHITE): (Cont'd.)									
SAUVIGNON VERT	0.00	0.00	0.00	0.00	0.00	0.00	0.00	650.98	605.63
SEMILLON	437.81	442.92	330.46	189.96	0.00	900.00	260.00	503.57	525.03
ST. EMILION (UGNI BLANC)	650.00	0.00	211.89	500.00	0.00	0.00	0.00	213.55	205.85
SYLVANER	0.00	0.00	0.00	0.00	0.00	0.00	0.00	851.48	0.00
SYMPHONY	331.90	450.00	281.64	316.84	0.00	0.00	315.96	305.96	301.93
TOCAI FRIULANO	0.00	0.00	0.00	0.00	0.00	0.00	0.00	1,528.42	1,433.24
VERNACCIA	0.00	0.00	0.00	0.00	0.00	0.00	0.00	1,500.00	1,500.00
VIOGNIER	883.76	735.00	673.81	0.00	0.00	1,031.90	1,100.00	1,153.74	1,390.28
WHITE RIESLING	357.93	0.00	0.00	0.00	0.00	787.47	0.00	854.70	838.75
OTHER WHITE 1/	0.00	0.00	171.74	174.16	0.00	0.00	0.00	229.92	193.81
TOTAL WHITE	566.53	304.83	222.52	216.94	207.30	859.79	616.32	501.45	508.00
WINE GRAPES (RED):									
AGLIANICO	0.00	0.00	0.00	0.00	0.00	0.00	0.00	1,200.00	1,103.33
ALEATICO	0.00	0.00	455.13	0.00	1,200.00	0.00	0.00	562.60	453.93
ALICANTE BOUSCHET	567.39	1,100.00	233.57	303.02	750.00	0.00	1,070.00	325.24	345.71
ALVARELHAO	770.00	0.00	0.00	0.00	0.00	0.00	0.00	778.94	860.16
BARBERA	623.65	328.58	253.76	241.84	0.00	946.10	0.00	264.92	309.17
BLACK MALVOISIE	0.00	0.00	0.00	298.89	0.00	0.00	0.00	298.89	297.23
CABERNET FRANCO	824.35	700.00	464.48	800.00	1,200.00	909.45	0.00	1,602.69	1,398.42
CABERNET SAUVIGNON	714.65	608.16	438.10	432.99	1,200.00	1,076.04	718.14	1,049.87	1,165.66
CARIGNANE	390.98	290.31	263.10	246.34	317.92	453.42	0.00	343.05	402.25
CARMINE	0.00	0.00	415.38	334.47	0.00	1,000.00	0.00	357.70	435.09
CARNELIAN	975.00	0.00	239.77	281.76	0.00	0.00	0.00	257.02	307.05
CENTURIAN	0.00	0.00	305.20	0.00	0.00	0.00	0.00	305.20	301.06
CHARBONO	0.00	0.00	0.00	0.00	0.00	0.00	0.00	1,683.39	1,561.36
CINSAULT	800.00	0.00	0.00	0.00	1,000.00	0.00	1,070.00	1,107.47	1,061.92
COUNOISE	0.00	0.00	0.00	0.00	0.00	0.00	0.00	1,226.00	1,226.00
DOLCETTO	800.00	0.00	0.00	0.00	0.00	0.00	0.00	1,538.84	937.04
EARLY BURGUNDY	0.00	0.00	0.00	0.00	0.00	0.00	0.00	757.12	796.46
FREISA	0.00	0.00	0.00	0.00	0.00	0.00	0.00	1,613.88	1,499.70
GAMAY (NAPA)	385.78	0.00	272.84	313.28	0.00	0.00	400.00	580.30	595.08
GAMAY BEAUJOLAIS	0.00	0.00	0.00	0.00	0.00	0.00	0.00	1,308.21	1,151.45
GRAND NOIR	0.00	0.00	0.00	0.00	0.00	0.00	0.00	829.41	0.00
GRENACHE	188.39	209.68	189.25	185.16	419.10	700.00	202.92	201.15	212.99
GRIGNOLINO	0.00	0.00	0.00	0.00	0.00	0.00	0.00	1,200.00	116.47
MALBEC	770.00	0.00	0.00	900.00	0.00	1,000.00	0.00	1,568.85	1,297.05
MATARO/MOURVEDRE	907.63	0.00	0.00	0.00	800.00	523.23	162.47	1,016.38	1,139.74
MERLOT	690.17	558.11	440.53	529.95	1,200.00	1,203.73	698.20	1,056.42	1,077.71
MEUNIER	0.00	0.00	0.00	0.00	0.00	0.00	0.00	1,666.59	1,460.81
MISSION	0.00	176.58	177.38	175.00	100.00	175.00	0.00	177.09	225.03
MONTANACCIO	0.00	0.00	0.00	0.00	0.00	0.00	0.00	0.00	800.00
MUSCAT HAMBURG	0.00	551.01	0.00	0.00	0.00	0.00	0.00	566.26	512.58
NEBBIOLO	0.00	0.00	0.00	0.00	0.00	890.45	0.00	1,432.44	1,265.57
NEGRETTE	0.00	0.00	0.00	0.00	0.00	0.00	0.00	1,847.38	1,204.79
PETITE SIRAH	718.81	614.62	369.81	400.00	0.00	0.00	816.14	1,075.99	980.23
PETITE VERDOT	0.00	0.00	0.00	900.00	0.00	1,000.00	0.00	2,337.85	2,073.83
PFEFFER CABERNET	0.00	0.00	0.00	0.00	0.00	0.00	0.00	1,200.00	1,100.00
PINOT NOIR	615.97	600.00	412.10	0.00	0.00	0.00	850.00	1,759.83	1,656.21
PINOT ST GEORGE	0.00	0.00	0.00	0.00	0.00	0.00	0.00	0.00	1,062.36
PINOTAGE	0.00	0.00	0.00	0.00	0.00	0.00	0.00	1,150.00	1,140.39
PORTUGIESER BLAUER	0.00	0.00	0.00	0.00	0.00	0.00	0.00	1,248.70	1,142.48
PRIMOTIVO	0.00	0.00	0.00	0.00	0.00	0.00	0.00	2,096.32	2,000.00
REFOSCO/MONDEUSE	0.00	0.00	0.00	0.00	0.00	0.00	0.00	1,373.51	1,241.37
ROYALTY	0.00	380.23	396.46	396.22	0.00	0.00	0.00	396.27	381.38
RUBIRED	460.05	418.92	402.04	412.22	0.00	0.00	0.00	406.08	389.84
RUBY CABERNET	0.00	371.88	307.11	342.49	0.00	0.00	0.00	321.60	392.74
SALVADOR	400.00	0.00	340.19	313.54	350.00	0.00	0.00	314.61	331.31
SANGIOVETO/SANGIOVESE	560.65	0.00	273.59	293.24	1,200.00	1,127.13	350.00	888.94	948.35
SOUZAO	770.00	0.00	420.20	0.00	0.00	0.00	0.00	522.20	725.67
SYRAH/FRENCH SYRAH-SHIRAZ	768.68	503.61	387.74	409.72	1,200.00	1,183.66	851.13	774.88	938.50
TANNAT	0.00	0.00	0.00	0.00	0.00	0.00	0.00	1,500.00	1,917.23
TEMPRANILLO	0.00	275.00	464.97	360.00	0.00	1,000.00	0.00	413.81	488.30
TEROLDEGO	0.00	0.00	0.00	0.00	0.00	0.00	0.00	1,905.04	1,814.32
TINTA CAO	0.00	0.00	0.00	0.00	0.00	0.00	0.00	1,055.70	963.79
TINTA MADEIRA	0.00	0.00	0.00	0.00	0.00	0.00	0.00	1,450.00	275.00
TOURIGA	773.90	0.00	250.00	0.00	0.00	0.00	0.00	477.20	409.79
TROUSSEAU	777.76	0.00	0.00	0.00	0.00	0.00	0.00	1,379.10	835.54
VALDEPENAS	0.00	296.44	275.61	0.00	0.00	0.00	0.00	279.02	323.69
ZINFANDEL	485.25	351.87	293.57	302.79	997.63	654.04	440.19	511.80	488.61
OTHER RED 1/	485.56	200.27	179.77	177.57	0.00	302.02	0.00	310.85	193.89
TOTAL RED	600.04	379.04	303.47	347.34	764.73	882.03	612.04	650.09	645.42
TOTAL WINE	588.83	343.31	263.15	275.89	697.73	870.54	615.21	580.81	579.46
TOTAL ALL VARIETIES	574.99	337.59	244.83	251.71	697.73	840.32	615.21	511.43	487.64

1/ Other categories include minor and mixed varieties.