

**FINAL
GRAPE CRUSH REPORT
2000 CROP**

**CALIFORNIA DEPARTMENT OF FOOD AND AGRICULTURE
SACRAMENTO, CALIFORNIA**

TABLE OF CONTENTS

PAGE

GRAPE CRUSH REPORT OVERVIEW	1
EXPLANATION OF TABLES	4
TABLE 1: Grapes for Crushing: State totals by type and variety, weighted average degrees Brix, and weighted average dollars per ton, 1999-00	6
TABLE 2: Tons of grapes crushed by California processors from the 2000 crop by type, variety, and reporting district where grown, with comparisons	8
TABLE 3: Weighted average degrees Brix for all grapes crushed by California processors from the 2000 crop by type, variety, and reporting district where grown, with comparisons	12
TABLE 4: Tons of grapes purchased for wine, concentrate, juice, vinegar, and beverage brandy, by California processors from the 2000 crop by type, variety, and reporting district where grown, with comparisons	14
TABLE 5: Weighted average degrees Brix for all grapes purchased for wine, concentrate, juice, vinegar, and beverage brandy, by California processors from the 2000 crop by type, variety, and reporting district where grown, with comparisons	18
TABLE 6: Weighted average grower returns per ton, delivered basis, purchased for wine, concentrate, juice, vinegar, and beverage brandy, by California processors from the 2000 crop by type, variety, and reporting district where grown, with comparisons	20
TABLE 7: Tons of grapes purchased by California processors as distilling material other than beverage brandy from the 2000 crop by type and variety, with comparisons	24
TABLE 8: Base price paid to growers for grapes crushed, delivered to California processors, from the 2000 crop, with Brix factors and purchased tonnage, by type, variety, reporting district where grown, and weighted average base price	25
TABLE 8: Supplement - Brix Adjustment Factor	104
TABLE 9: Tons of grapes crushed to growers' accounts by California processors from the 2000 crop by type, variety, and reporting district where grown, with comparisons (<i>Table 9 only appears in the Final Grape Crush Report.</i>)	110
TABLE 10: Weighted average grower returns per ton, delivered basis, non-related purchase for wine, concentrate, juice, vinegar, and beverage brandy, by California processors from the 2000 crop by type, variety, and reporting district where grown, with comparisons	112

COMPILED AND PUBLISHED BY:

California Agricultural Statistics Service (CASS)
1220 N Street, Room 243
P.O. Box 942871
Sacramento, CA 94271-0001

Phone: (916) 498-5161 --- Fax: (916) 498-5186
E-mail: nass-ca@nass.usda.gov --- Web: www.nass.usda.gov/ca

MARCH 9, 2001

GRAPE CRUSH REPORT OVERVIEW

Information contained in this Report was supplied by processors to fulfill the reporting requirements of Section 55601.5 of the Food and Agriculture Code.

The Final Grape Crush Report includes all grape tonnage crushed during the 2000 season. Changes in tonnage, Brix, and prices from the preliminary report to this final report were due to additional purchased tonnage and prices from reference price contracts that were in effect prior to January 1, 1977 and were priced by February 25, 2001, late reports, and corrections to the original data. Reporting errors by some processors have caused a change in some district/variety entries.

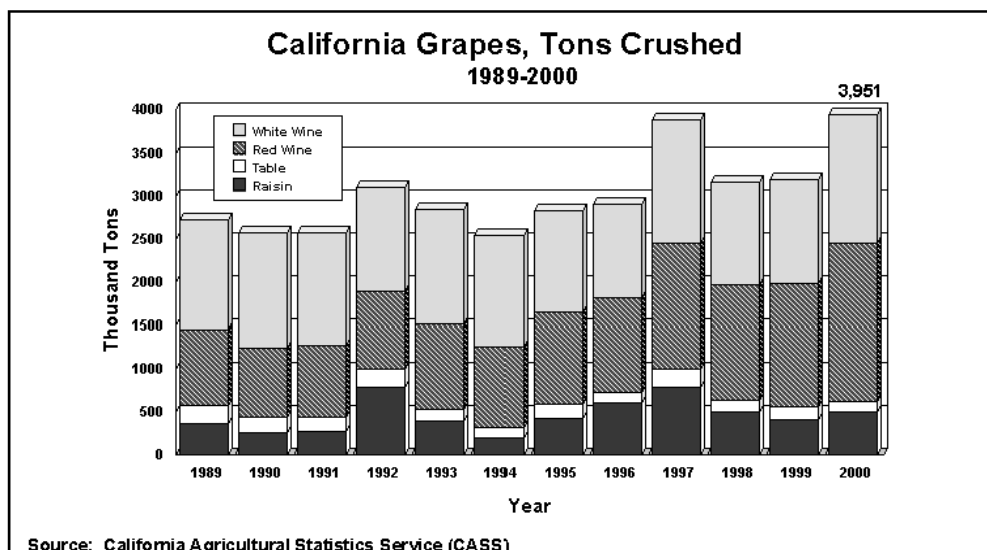
Details of the crushed tonnage, degrees Brix, and weighted average prices were reported by grape type and variety, as well as by grape pricing districts. The 17 districts refer to the area in which the grapes were grown as defined in the Administrative Code. A district map is located on the inside of the front cover. Beginning with the 2000 crop year, Valdepenas variety grapes were combined with Tempranillo variety grapes, and Muscadelle variety grapes were combined with Sauvignon Vert variety grapes.

SUMMARY OF GRAPE TONNAGES AND PRICES

The 2000 crush totaled a record 3,951,185 tons, up 24 percent from the 1999 crush of 3,185,463 tons and up 1.5 percent from the 1997 crush of 3,891,403 tons. Red wine varieties accounted for the largest share of all grapes crushed, at 1,815,810 tons, up 28 percent from 1999. The 2000 white wine variety crush totaled 1,502,696 tons, up 26 percent from 1999. Tons crushed of raisin type varieties totaled 512,960, up 22 percent from 1999, while tons crushed of table type varieties totaled 119,719, down 20 percent from 1999. (See chart below.)

Beginning with the 1999 season, the Grape Crush Report includes the total number of tons crushed that will be marketed as grape concentrate. In determining grape tonnage crushed for concentrate production, each processor was required to report the estimated equivalent tons of grapes crushed that are expected to be marketed as grape concentrate. For the 2000 season, this total was 744,828 tons, approximately 19 percent of the 2000 grape crush total. This report provides only the aggregate figure for grapes crushed for concentrate production and does not include information by district, type, or variety.

California grape growers received prices in 2000 that were, on average, slightly below the 1999 prices. The 2000 average price of all varieties was \$504.23, down 4 percent from 1999. Average prices for the 2000 crop by type were as follows: red wine grapes, \$627.97, down 3 percent from 1999; white wine grapes, \$499.99, down 4 percent from 1999; raisin grapes, \$125.09, down 38 percent; and table grapes, \$117.96, down 37 percent. These price levels have not been adjusted for inflation.



CALIFORNIA GRAPE CRUSH TONNAGE AND PRICE, 1988-00

Crop Year	Raisin Type		Table Type		Red Wine Type		White Wine Type		All Types	
	Tons (1,000)	Dollars Per Ton	Tons (1,000)	Dollars Per Ton	Tons (1,000)	Dollars Per Ton	Tons (1,000)	Dollars Per Ton	Tons (1,000)	Dollars Per Ton
1988	415	116	312	131	760	409	1,356	238	2,843	253
1989	370	132	211	128	872	410	1,272	297	2,725	297
1990	268	126	170	127	804	355	1,331	277	2,573	276
1991	284	150	157	141	840	383	1,289	319	2,570	310
1992	785	182	217	170	888	438	1,209	364	3,099	325
1993	452	152	137	147	979	430	1,327	316	2,895	323
1994	239	118	123	136	936	462	1,242	317	2,540	344
1995	432	164	170	162	1,052	515	1,175	351	2,829	372
1996	618	191	117	188	1,079	611	1,094	469	2,908	452
1997	786	185	212	169	1,461	656	1,433	546	3,891	497
1998	506	164	135	150	1,333	643	1,194	521	3,169	502
1999	419	200	149	187	1,422	649	1,195	518	3,185	525
2000	513	125	120	118	1,816	628	1,503	500	3,951	504

Source: California Agricultural Statistics Service (CASS)

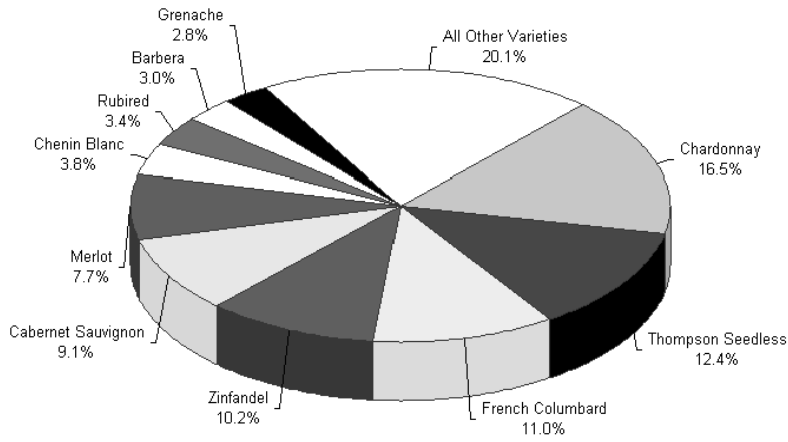
LEADING GRAPE VARIETIES AND DISTRICTS

In 2000, Chardonnay accounted for the largest percentage of crush volume, 16 percent. Thompson Seedless, a raisin grape variety, accounted for the second leading percentage of crush with 12 percent of the total crush. The remaining top ten were all wine varieties.

Grapes produced in District 4 (Napa County) received the highest average price of \$2,467.08 per ton, up 15 percent from 1999. District 3 (Sonoma and Marin counties) received the second highest return of \$2,038.71, up 8 percent from 1999. Of the grapes grown Statewide, the top five varieties receiving the highest average price were all wine grape varieties. Scheurebe received the highest average price for the second year in a row at \$4,504.12 ^{1/} per ton. Pinot St. George received the second highest average price of \$3,200.00 ^{1/} per ton followed by Freisa with \$2,554.63 ^{1/} per ton, Petite Verdot at \$2,064.41 per ton, and Vernaccia at \$2,030.90 ^{1/} per ton. The 2000 Chardonnay price of \$895.07 was down 10 percent from 1999, while the 2000 Cabernet Sauvignon price of \$1,047.67 was down 1 percent from 1999. The 2000 average price for Zinfandel grapes decreased to \$464.15, down 6 percent from 1999.

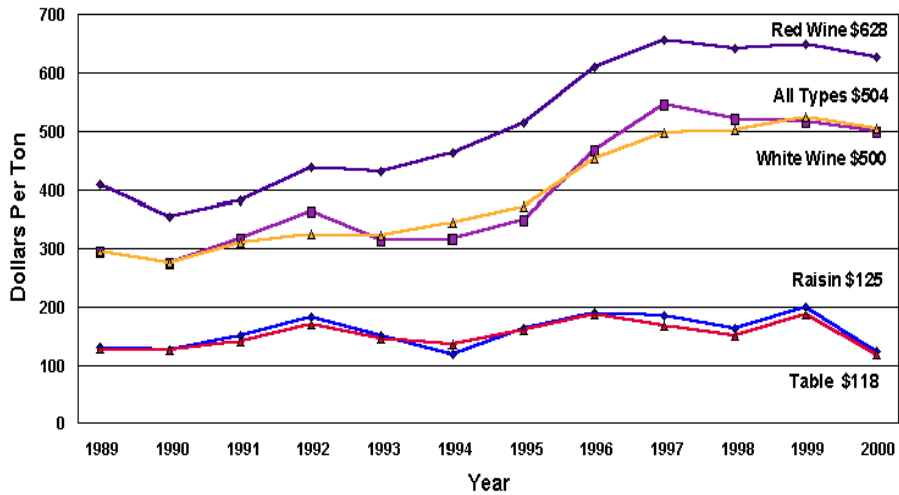
^{1/} These purchases involved less than 50 tons.

Leading Varieties Crushed Percent of Total Crush 2000 Crop



Source: California Agricultural Statistics Service (CASS)

Grape Crush, Dollars Per Ton By Type, 1989-2000



Source: California Agricultural Statistics Service (CASS)

EXPLANATION OF TABLES

TABLE 1 is a summary of the 2000 crop State totals by grape type and varieties that are shown in detail by grape pricing districts in Tables 2 through 6. State totals and averages for 1999 are shown for comparison.

TABLE 2 includes over-the-scale fresh tonnage of all grapes crushed by California processors from the 2000 crop. Over-the-scale fresh weight tonnage includes materials other than grapes (MOG) and defects. This table is broken down by the 17 grape pricing districts and by variety. State totals for 1999 are shown for comparison. Crushed tonnage includes all grapes crushed whether: grown and crushed by processors; purchased and crushed by processors; crushed by cooperatives, juice manufacturers, etc.; or crushed for others, including growers.

TABLE 3 shows the weighted average degrees Brix for all grapes crushed (TABLE 2) by California processors from the 2000 crop. The weighted average degrees Brix is reported by grape pricing districts and variety. State averages for 1999 are shown for comparison.

TABLE 4 includes net weight fresh tonnage of all grapes purchased for wine, concentrate, juice, vinegar, and beverage brandy by California processors from the 2000 crop. Net weight fresh tonnage does not include material other than grapes (MOG) and defects or other weight adjustments deducted from gross weight. The purchased tonnage is reported by variety and grape pricing districts. State totals for 1999 are shown for comparison. TABLE 4 does not include tonnage purchased as distilling material other than beverage brandy, this is shown in TABLE 7. Prices for all tonnage shown in this table are final and not subject to change. Grapes pooled by cooperatives, those grown by processors and used for their own production and grapes crushed to growers' accounts are not included.

TABLE 5 shows the weighted average degrees Brix for all grapes purchased for wine, concentrate, juice, vinegar, and beverage brandy (TABLE 4) by California processors from the 2000 crop. The weighted average degrees Brix is reported by grape pricing districts and variety. State averages for 1999 are shown for comparison. TABLE 5 does not include degrees Brix of tonnage purchased as distilling material other than beverage brandy, this is shown in TABLE 7. Grapes pooled by cooperatives, those grown by processors and used for their own production and grapes crushed to growers' accounts are not included.

TABLE 6 gives the weighted average price per ton, delivered basis, of all tonnage purchased for wine, concentrate, juice, vinegar, and beverage brandy (TABLE 4) by California processors from the 2000 crop. The weighted average prices are reported by variety, and grape pricing districts. State averages for 1999 are shown for comparison. TABLE 6 does not include prices of tonnage purchased as distilling material other than beverage brandy, this is shown in TABLE 7. Prices shown in this table are final and not subject to change. Grapes pooled by cooperatives, those grown by processors and used for their own production and grapes crushed to growers' accounts are not included.

Weighted average prices reflect final prices through January 10, 2001 and include any Brix adjustments, bonuses or allowances. Prices from some reference price contracts written prior to January 1, 1977 may be included if settled by January 10, 2001. Prices are equivalent to delivered basis in the area grown including normal within-area hauling allowances. Purchases made on a roadside basis include the usual hauling allowance for local delivery in the area grown. Out-of-area purchases made on a delivered basis do not include extra hauling allowances for delivery outside the area.

The following example indicates the method used for calculating weighted averages:

DATA PAGE																				
IDENTIFICATION				SECTION I.			SECTION II.													
				Total Grapes Crushed At Your Facility			Final Prices Of Grapes Purchased From Grower(s) For Wine, Concentrate, Juice, Vinegar And Beverage Brandy													
VARIETY (List full name)	* Dist. Where Grown	Code	Line	Over The Scale Tons	Wtd. Avg. Degrees Brix	Total Brix (Col. 3 X Col. 4)	Purchased Tons Only		Wtd. Avg. Degrees Brix	Total Brix (Col. 5 X Col. 7)	Base Price Per Ton	Acceptable Brix Limits		Brix Adjustment Factors Per Degrees Brix Per Ton Plus & Minus	Office Use	Brix Adjustment Limits			Wtd. Avg. Price Per Ton	Total Paid (Col. 5 x Col. 16)
							All Purchased Tons	Non-Related Purchased Tons				Min.	Max.			Base	Min.	Max.		
		1	2	3	4	A	5	6	7	B	8	9	10	11	12	13	14	15	16	C
Petite Sirah	1			155.5	20.6	3,203.3	100.0	100.0	20.1	2,010.0	450.0	19.0	25.0	+ or - 10%		22.0	20.0	24.0	364.50	36,450.00
Petite Sirah	1			20.5	19.0	389.5	20.5	20.5	19.0	389.50	450.0	19.0	25.0	+ or - 10%		22.0	20.0	24.0	418.50	8,579.25
Petite Sirah	1			10.6	23.5	249.1	10.6	10.6	23.5	249.10	450.0	19.0	25.0	+ or - 10%		22.0	20.0	24.0	517.50	5,485.50
Combined	1			186.6	20.6	3,841.9	131.1	131.1	20.2	2,648.6	450.0	19.0	25.0	+ or - 10%		22.0	20.0	24.0	385.31	50,514.75

Column 4 was obtained by dividing the total Over the Scale Tons (Column 3) into the Total Brix of these same tons (Column A):

$$\frac{3,841.9}{186.6} = 20.6$$

Column 7 was obtained by dividing the Purchased Tons Only (Column 5) into the Total Brix of these same tons (Column B):

$$\frac{2,648.6}{131.1} = 20.2$$

Column 16 was obtained by dividing the total Purchased Tons Only (Column 5) into the total dollars paid for these same tons (Column C):

$$\frac{\$50,514.75}{131.1} = \$385.31$$

TABLE 7 shows all grape tonnage purchased as distilling material other than beverage brandy by California processors from the 2000 crop. The tonnage, weighted average degrees Brix and price per ton are shown by grape type and variety. State totals and averages for 1999 are given for comparison.

TABLE 8 shows base prices paid to growers by Brix adjustment factors, purchased tonnage, type, variety and reporting district where grown. Weighted average base prices and total purchased tonnage are included.

The Brix adjustment factors determine adjustments to base prices to compensate for sugar variations. In this report, adjustments are expressed in dollars per ton, or percent of base price per degree variance from the established Brix base. Occasional lots are traded on price per degree Brix as delivered.

TABLE 9 includes tonnage of all grapes crushed to growers' accounts by California processors from the 2000 crop. Growers retained ownership of these grapes at the time of crushing. This tonnage is reported by grape pricing district and variety. Comparisons with 1999 are shown. **(Table 9 only appears in the Final Grape Crush Report.)**

TABLE 10 gives the weighted average price per ton, delivered basis, of all tonnage purchased from non-related sources for wine, concentrate, juice, vinegar, and beverage brandy (TABLE 4) by California processors from the 2000 crop. The weighted average prices are reported by variety, and grape pricing districts. State averages for 1999 are shown for comparison. TABLE 10 does not include prices of tonnage purchased as distilling material other than beverage brandy, this is shown in TABLE 7. Prices shown in this table are final and not subject to change. Grapes pooled by cooperatives, those grown by processors and used for their own production and grapes crushed to growers' accounts are not included.

Non-Related Purchased Tons: Excludes tonnage of grapes purchased from a grower if:

- (a) The grower or an affiliate of the grower, or both the grower and the affiliate of the grower, owned, directly or indirectly, at least 5 percent of the indicia of ownership or voting authority of the winery (processor);
- (b) The winery (processor) or an affiliate of the winery, or both the winery and the affiliate of the winery, owned, directly or indirectly, at least 5 percent of the indicia of ownership or voting authority of the grower;
- (c) The winery (processor) or an affiliate of the winery, or both the winery and the affiliate of the winery, provided long-term financing to the grower in exchange for rights or options to purchase a significant portion of the grower's harvest.

Synonyms for Variety Names		
<i>(First synonym listed was used for this publication.)</i>		
Black Corinth -- Zante Current	Ruby Seedless -- King Ruby	St. Emillion -- Ugni Blanc -- Trebbiano
Beauty Seedless -- Black Beauty	Sugraone -- Superior Seedless	White Riesling -- Johannisberg Riesling
Black Prince -- Rose of Peru	Burger -- Monbadon	Gamay -- Valdiguie
Flame Seedless -- Red Flame	Gray Riesling -- Trousseau Gris	Mataro -- Mourvedre
Malaga -- White Malaga	Malvasia Bianca -- Vennentino	Refosco -- Mondeuse
Marechal Foch -- Foch	Muscat Blanc -- Muscat Canelli	Sangioveto -- Sangiovese -- Brunello
Olivette Blanche -- Lady Finger	Palomino -- Golden Chasselas	Syrah -- French Syrah -- Shiraz
Red Crimson -- Crimson Seedless	Pinot Gris -- Pinot Grigio	Tempranillo -- Valdepenas
Red Globe -- Rose Ito	Sauvignon Vert -- Muscadelle	

**TABLE 1: STATE TOTALS OF GRAPES FOR CRUSHING BY TYPE AND VARIETY,
WEIGHTED AVERAGE DEGREES BRIX, AND WEIGHTED AVERAGE DOLLARS PER TON, 1999-00**

Type and Variety	Total Tons Crushed		Avg. Brix Crushed		Total Tons Purchased		Avg. Brix Purchased		Wtd. Avg. Dollars Per Ton	
	2000	1999	2000	1999	2000	1999	2000	1999	2000	1999
RAISIN GRAPES:										
Black Corinth *	118.6	1,568.8	21.4	22.5	118.6	1,534.0	21.4	22.4	124.99	201.24
Canner	443.4	817.9	15.6	15.6	443.4	817.9	15.6	15.6	30.00	30.00
Fiesta	21,531.6	13,439.8	22.2	22.5	21,453.8	13,390.2	22.2	22.5	127.15	202.68
Sultana	0.0	121.7	0.0	18.3	0.0	118.4	0.0	18.9	0.00	196.51
Thompson Seedless	489,624.2	403,005.1	22.0	21.2	401,303.5	328,744.7	21.9	21.2	125.01	200.66
Packinghouse Culls	0.0	318.1	0.0	20.9	0.0	0.0	0.0	0.0	0.00	0.00
Other Raisin 1/	1,241.8	91.0	18.3	21.6	1,241.8	91.0	18.3	21.6	146.90	129.56
TOTAL RAISIN	512,959.6	419,362.4	22.0	21.3	424,561.1	344,696.2	21.9	21.2	125.09	200.32
TABLE GRAPES:										
Almeria	0.0	18.2	0.0	21.0	0.0	0.0	0.0	0.0	0.00	0.00
Beauty Seedless *	0.0	72.1	0.0	22.2	0.0	55.4	0.0	22.9	0.00	185.00
Black Hamburg	1.2	0.2	25.1	29.1	0.0	0.0	0.0	0.0	0.00	0.00
Black Monukka	22.6	106.2	23.0	21.7	22.6	105.7	23.0	21.8	100.00	186.24
Black Prince *	21.5	11.4	24.9	21.6	21.0	11.4	24.9	21.6	442.14	600.00
Black Seedless	926.3	499.0	21.4	22.7	0.0	0.0	0.0	0.0	0.00	0.00
Blackrose	0.0	12.5	0.0	17.5	0.0	12.5	0.0	17.5	0.00	160.00
Calmeria	1,436.4	1,615.7	20.4	21.2	10.0	104.9	20.7	21.6	92.00	194.40
Cardinal	179.9	118.7	22.7	20.6	9.7	0.0	21.9	0.0	107.48	0.00
Christmas Rose	926.6	1,682.9	21.7	22.3	94.3	400.9	21.2	22.5	65.79	157.27
Concord	10.3	157.5	19.6	19.4	10.3	156.5	19.6	19.3	200.00	300.00
Emperatriz	0.0	695.2	0.0	20.2	0.0	217.4	0.0	20.2	0.00	161.60
Emperor	3,911.0	4,503.7	18.1	20.6	41.0	3,744.1	16.1	20.9	40.96	174.11
Exotic	63.1	891.4	19.4	20.6	29.2	315.9	19.4	21.2	95.47	160.89
Fantasy Seedless	153.7	209.8	24.2	21.6	153.7	0.0	24.2	0.0	86.63	0.00
Flame Seedless *	23,243.3	31,247.6	22.9	22.2	3,916.2	13,320.8	23.7	22.0	98.11	198.24
Flame Tokay	26,135.4	12,943.5	16.8	17.2	25,146.8	12,611.3	16.7	17.1	136.98	179.79
Italia	738.6	367.7	21.9	20.8	40.2	79.7	21.9	19.9	50.00	177.98
Jade Seedless	346.3	176.0	21.3	20.9	0.0	0.0	0.0	0.0	0.00	0.00
Malaga *	8,852.6	6,848.6	20.2	20.3	6,759.8	5,228.4	20.0	20.2	111.43	182.53
Marechal Foch *	0.1	0.0	20.4	0.0	0.0	0.0	0.0	0.0	0.00	0.00
Marroo	483.7	274.3	24.0	21.9	242.6	272.3	23.3	22.1	91.32	195.34
Niabell	0.0	95.9	0.0	19.7	0.0	95.9	0.0	19.7	0.00	196.83
Olivette Blanche *	0.0	3.9	0.0	19.6	0.0	0.0	0.0	0.0	0.00	0.00
Perlette	272.1	233.6	21.9	21.5	48.8	0.0	21.2	0.0	105.33	0.00
Queen	0.0	220.7	0.0	22.0	0.0	107.7	0.0	22.1	0.00	193.50
Red Crimson *	484.3	1,593.5	21.8	20.4	103.8	243.1	22.8	20.9	80.67	149.39
Red Globe *	14,724.7	22,019.1	20.3	19.8	502.6	6,392.6	21.1	20.2	82.12	172.27
Red Malaga	0.0	16.9	0.0	21.4	0.0	16.9	0.0	21.4	0.00	149.80
Red Seedless	7,473.0	3,499.3	20.5	20.9	95.5	586.1	20.7	22.3	92.00	176.83
Ribier	2,078.4	3,929.6	19.2	19.4	181.9	1,630.6	18.7	18.8	150.00	145.27
Rouge	940.0	2,323.9	20.4	20.1	0.0	2.8	0.0	20.7	0.00	186.30
Ruby Seedless *	8,524.6	10,478.2	22.6	22.5	2,823.7	7,616.1	22.8	22.3	135.24	194.55
Sugraone *	0.0	682.7	0.0	19.1	0.0	682.7	0.0	19.1	0.00	171.90
Packinghouse Culls	990.8	358.6	21.9	20.2	0.0	10.7	0.0	21.0	0.00	45.00
Other Table 1/	16,778.7	41,361.3	23.1	22.1	15,807.5	40,945.7	23.2	22.1	94.54	190.88
TOTAL TABLE	119,719.2	149,269.4	20.6	21.1	56,061.2	94,968.1	19.8	21.1	117.96	187.15
WINE GRAPES (WHITE):										
Ameis	88.0	0.0	22.6	0.0	86.1	0.0	22.6	0.0	1,538.47	0.00
Burger *	45,533.2	37,797.6	16.5	16.1	39,932.6	32,258.2	16.6	16.0	174.20	178.85
Chardonnay	650,524.7	458,273.0	23.5	23.5	464,966.7	336,302.8	23.6	23.6	895.07	995.68
Chenin Blanc	152,097.1	139,380.7	20.7	20.7	141,266.0	130,200.9	20.6	20.3	215.88	242.41
Cortese	20.8	10.0	22.4	22.5	0.0	0.0	0.0	0.0	0.00	0.00
Emerald Riesling	2,477.6	2,975.0	22.1	21.8	2,454.0	2,940.8	22.1	21.9	185.00	185.90
Flora	45.7	39.3	22.6	21.5	18.3	13.0	23.5	21.8	668.03	700.00
Folle Blanche	11.8	13.9	22.3	21.6	0.0	0.0	0.0	0.0	0.00	0.00
French Colombard	433,582.9	396,500.5	20.9	21.0	400,331.7	364,688.6	20.9	21.0	150.19	198.37
Gewurztraminer	7,893.7	5,148.2	23.6	23.2	4,820.0	3,515.2	23.6	22.6	908.41	991.49
Gray Riesling *	240.9	249.7	20.1	20.4	125.4	170.7	21.4	20.4	722.70	624.72
Green Hungarian	112.0	184.7	19.0	18.5	112.0	127.8	19.0	19.0	238.96	229.22
Grenache Blanc	6.5	0.0	22.8	0.0	0.0	0.0	0.0	0.0	0.00	0.00
Inzolia	0.0	1.7	0.0	22.3	0.0	0.0	0.0	0.0	0.00	0.00
Kleinberger	5.4	3.9	20.3	21.2	5.4	3.9	20.3	21.2	1,000.00	1,000.00
Malvasia Bianca *	15,367.0	9,871.5	19.5	20.2	9,666.3	6,748.5	19.2	19.4	282.32	282.21
Marsanne	326.7	217.6	22.9	22.9	200.1	131.4	22.8	22.5	1,505.75	1,501.01
Melon	12.5	42.6	24.6	23.4	12.5	42.6	24.6	23.4	1,658.89	1,328.67
Montonico	0.0	8.4	0.0	22.0	0.0	0.0	0.0	0.0	0.00	0.00
Muscat Blanc *	7,301.7	5,980.5	23.2	22.7	6,115.8	5,365.4	23.3	22.5	518.27	488.09
Muscat Orange	874.4	546.0	22.9	23.2	659.2	420.1	22.9	23.3	730.16	697.36
Muscat of Alexandria	55,714.2	39,879.6	22.1	22.4	52,465.2	38,412.2	22.0	22.3	207.93	234.69
Palomino *	5,780.7	5,598.7	20.2	20.9	5,659.7	5,547.3	20.2	20.9	136.26	196.00
Pedro Ximenes	0.0	18.8	0.0	18.9	0.0	18.8	0.0	18.9	0.00	325.00
Pinot Blanc	3,401.7	2,751.6	22.3	21.9	1,372.9	1,697.3	22.1	21.9	1,370.00	1,293.00
Pinot Gris *	6,596.4	3,473.0	23.0	22.5	5,396.1	2,671.3	23.0	22.3	846.11	1,015.67
Roussanne	227.9	222.2	23.4	24.0	151.8	106.7	23.3	24.2	1,737.48	1,625.96
Sauvignon Blanc	74,998.7	52,934.1	22.7	22.7	59,656.3	43,366.4	22.7	22.8	839.54	800.10
Sauvignon Musque	454.5	269.6	22.8	23.7	326.8	158.0	22.5	23.7	1,567.10	1,375.09
Sauvignon Vert *	24.6	18.2	24.3	22.8	19.4	14.8	24.3	22.8	776.80	837.16
Scheurebe	31.9	23.1	24.0	21.9	0.5	0.9	23.0	20.2	4,504.12	2,629.89
Semillon	9,310.0	8,996.8	22.2	21.9	7,437.2	7,307.4	22.1	21.5	603.38	544.34
St Emilion *	2,594.3	1,793.4	19.7	19.2	2,558.7	1,774.0	19.7	19.2	208.84	213.55
Sylvaner	143.4	114.9	18.8	19.6	23.4	34.1	20.6	22.2	851.48	851.48

**TABLE 1: STATE TOTALS OF GRAPES FOR CRUSHING BY TYPE AND VARIETY,
WEIGHTED AVERAGE DEGREES BRUX, AND WEIGHTED AVERAGE DOLLARS PER TON, 1999-00**

Type and Variety	Total Tons Crushed		Avg. Brux Crushed		Total Tons Purchased		Avg. Brux Purchased		Wtd. Avg. Dollars Per Ton	
	2000	1999	2000	1999	2000	1999	2000	1999	2000	1999
WINE GRAPES (WHITE): (Cont'd.)										
Symphony	6,772.1	6,467.1	23.2	23.1	6,446.8	6,329.6	23.3	23.0	281.13	305.96
Tocai Friulano	93.9	47.4	23.7	23.6	91.0	47.4	23.7	23.6	1,584.56	1,514.60
Vernaccia	23.1	8.5	22.9	23.4	8.0	0.6	22.6	23.8	2,030.90	1,500.00
Viognier	7,708.7	4,980.5	25.0	24.6	4,814.5	3,286.3	24.4	24.0	1,029.95	1,010.69
White Riesling *	9,531.2	7,759.7	21.9	21.4	6,667.9	5,582.7	21.7	21.5	887.07	861.43
Other White 1/	2,766.5	2,471.2	22.7	20.6	1,475.4	1,514.0	23.4	20.8	140.94	231.33
TOTAL WHITE	1,502,696.4	1,195,073.2	22.1	22.0	1,225,343.7	1,000,799.7	21.9	21.8	499.99	518.36
WINE GRAPES (RED):										
Aglianico	32.7	21.6	23.1	23.6	9.8	5.8	23.0	23.5	1,267.86	1,200.00
Aleatico	154.7	128.2	24.3	23.9	153.7	126.6	24.2	23.8	651.50	562.60
Alicante Bouschet	4,435.0	4,695.2	21.7	21.1	4,298.3	4,567.8	21.6	21.1	324.41	326.65
Alvalrelhao	47.4	46.0	25.8	23.1	19.5	30.7	25.4	23.1	764.62	518.42
Barbera	118,801.5	104,539.5	23.2	23.2	108,095.9	96,419.7	23.2	23.1	229.33	267.18
Black Malvoisie	484.5	466.0	20.8	19.9	484.5	466.0	20.8	19.9	83.56	300.44
Blaupraenkisch	12.6	0.5	23.4	23.0	12.6	0.0	23.4	0.0	2,000.00	0.00
Cabernet Franc	14,400.6	9,842.2	24.0	24.4	8,747.1	6,070.7	24.0	24.3	1,529.12	1,510.67
Cabernet Sauvignon	357,683.9	255,731.6	23.8	23.9	278,837.4	209,133.8	23.7	23.7	1,047.67	1,063.60
Carignane	58,351.1	57,166.7	22.9	23.3	54,975.4	54,045.2	22.9	23.0	294.48	342.33
Carmeniere	1.2	0.0	23.2	0.0	0.0	0.0	0.0	0.0	0.00	0.00
Carmine	639.2	687.7	24.6	23.7	624.3	677.8	24.6	23.7	322.18	357.70
Carmelian	11,688.5	9,501.8	23.7	24.8	7,730.6	7,203.7	25.2	24.9	207.70	257.02
Centurian	2,404.7	3,121.8	24.2	24.2	1,566.6	1,627.9	24.2	24.2	291.99	305.20
Charbono	218.7	201.6	21.3	21.6	199.2	177.6	21.3	21.4	1,878.39	1,679.10
Cinsault	196.8	190.2	22.7	20.8	98.3	80.3	23.3	20.7	1,094.26	982.36
Counoise	78.3	41.3	22.3	23.1	29.7	21.3	22.8	23.4	1,139.06	1,213.37
De Chaunac	0.3	0.0	20.2	0.0	0.0	0.0	0.0	0.0	0.00	0.00
Dolcetto	416.9	487.1	22.9	21.6	242.2	358.6	22.3	20.5	1,843.70	807.84
Durif	4.2	0.0	24.3	0.0	4.2	0.0	24.3	0.0	1,000.00	0.00
Early Burgundy	33.6	39.1	23.2	23.6	33.6	39.1	23.2	23.6	765.77	907.42
Freisa	56.4	52.0	22.9	23.0	31.6	12.7	22.6	21.7	2,554.63	1,697.59
Gamay *	5,512.8	5,354.0	21.2	21.4	4,838.0	4,939.4	21.5	21.4	576.44	590.93
Gamay Beaujolais	16.3	72.8	22.5	24.0	0.0	56.0	0.0	24.7	0.00	1,308.21
Graciano	2.4	0.0	24.2	0.0	0.0	0.0	0.0	0.0	0.00	0.00
Grand Noir	4.8	3.4	22.0	22.6	4.8	3.4	22.0	22.6	1,250.00	829.41
Grenache	110,974.0	95,633.6	21.8	21.7	104,548.4	89,370.4	21.8	21.6	169.80	201.94
Grignolino	64.0	36.3	23.7	23.9	0.0	1.6	0.0	21.7	0.00	1,200.00
Lagrein	145.3	0.0	23.0	0.0	142.8	0.0	23.1	0.0	696.13	0.00
Lambrusco	320.1	261.9	25.8	24.1	0.0	0.0	0.0	0.0	0.00	0.00
Malbec	1,919.9	812.7	23.5	23.9	1,343.3	403.3	23.4	23.9	1,129.72	1,772.21
Mataro *	1,684.9	1,534.6	23.6	23.2	1,287.4	1,271.5	23.9	23.3	1,512.25	969.49
Merlot	305,151.5	239,567.1	24.0	24.0	239,007.4	191,596.7	23.9	24.0	950.61	993.55
Meunier	908.7	776.8	21.3	19.8	613.7	388.3	21.5	19.9	1,909.88	1,666.59
Mission	8,309.6	3,823.6	22.9	23.8	8,189.6	3,756.0	22.9	23.8	159.85	176.39
Montepulciano	5.6	0.0	21.6	0.0	5.6	0.0	21.6	0.0	1,700.00	0.00
Muscat Hamburg	163.4	124.0	24.9	25.7	136.5	112.0	25.1	26.1	579.36	577.92
Nebbiolo	541.2	535.8	23.7	24.1	309.6	391.6	23.6	23.9	1,503.67	737.22
Negrette	36.0	22.5	22.1	22.7	31.0	18.5	21.5	22.4	1,976.83	1,847.38
Petite Sirah	12,358.2	8,840.9	23.9	23.7	8,808.3	5,949.4	24.1	24.0	1,037.17	1,053.73
Petite Verdot	1,469.6	912.6	24.0	23.9	765.6	427.7	24.2	23.8	2,064.41	2,159.75
Pfeffer Cabernet	20.1	2.7	23.1	24.0	7.2	2.7	21.9	24.0	1,200.00	1,200.00
Pinot Noir	53,050.1	36,653.4	23.3	23.1	35,289.8	24,239.9	23.5	23.2	1,779.86	1,721.85
Pinot St George	2.0	6.7	24.5	23.0	2.0	0.0	24.5	0.0	3,200.00	0.00
Pinotage	32.8	13.1	24.2	23.8	17.6	6.9	24.7	24.0	1,577.27	1,150.00
Portugieser Blauer	10.6	20.7	23.0	22.3	10.6	20.7	23.0	22.3	1,193.30	1,248.70
Primitivo	465.1	314.0	24.5	26.0	411.7	283.8	24.4	26.1	604.32	729.82
Refosco *	423.6	121.5	22.3	21.0	396.4	87.2	22.3	21.3	658.15	1,373.51
Royalty	6,013.1	6,556.6	23.0	22.2	5,984.3	6,504.5	23.1	22.2	240.85	396.45
Rubired	136,190.2	102,426.6	23.4	23.4	127,108.1	94,474.4	23.4	23.2	252.10	403.25
Ruby Cabernet	79,499.8	60,126.0	23.3	24.0	66,952.1	51,938.2	23.5	24.1	260.13	318.76
Salvador	6,218.4	5,256.5	23.0	21.5	5,916.6	5,218.7	23.1	21.5	271.23	314.43
Sangiovetto *	18,513.2	15,877.0	23.3	24.2	14,140.2	12,795.8	23.5	24.1	742.65	783.09
Souzao	182.5	174.7	23.3	21.8	97.5	107.8	23.8	21.9	761.81	550.12
Syrah *	72,786.5	44,099.0	24.4	24.3	47,851.7	31,480.7	24.6	24.5	756.54	729.58
Tannat	198.7	41.6	25.4	25.1	184.0	34.7	25.4	25.3	302.50	498.27
Tempranillo *	3,650.8	2,944.9	23.6	23.6	3,540.9	2,706.9	23.0	23.5	262.36	311.97
Teroldego	33.9	18.0	23.4	23.8	26.9	12.9	23.5	23.2	1,887.18	1,905.04
Terret Noir	1.3	0.0	22.4	0.0	1.3	0.0	22.4	0.0	900.00	0.00
Tinta Cao	69.5	60.0	24.5	22.4	23.9	32.8	24.5	22.8	872.80	643.69
Tinta Madeira	85.7	99.8	23.9	22.5	1.5	0.4	23.0	21.5	1,450.00	1,450.00
Touriga	67.0	131.2	24.0	22.3	10.3	76.7	23.6	22.5	708.26	562.67
Touriga Nacional	40.3	0.0	24.4	0.0	37.7	0.0	24.4	0.0	779.71	0.00
Trousseau	20.0	17.9	24.8	23.9	18.4	17.4	24.8	23.9	1,468.04	1,200.57
Verdelho	7.8	0.0	22.7	0.0	7.8	0.0	22.7	0.0	1,005.08	0.00
Zinfandel	404,166.9	324,397.1	20.1	20.1	370,457.8	300,633.4	19.9	20.0	464.15	494.23
Other Red 1/	14,329.2	17,126.0	21.2	21.0	3,039.5	4,107.5	20.6	22.2	276.79	274.18
TOTAL RED	1,815,810.2	1,421,757.7	22.7	22.7	1,517,762.3	1,214,535.1	22.6	22.6	627.97	648.71
TOTAL WINE	3,318,506.6	2,616,830.9	22.4	22.4	2,743,106.0	2,215,334.8	22.3	22.2	570.80	589.82
TOTAL ALL VARIETIES	3,951,185.4	3,185,462.7	22.3	22.2	3,223,728.3	2,654,999.1	22.2	22.0	504.23	524.85

* Synonyms for variety names are shown on Page 5.

1/ Other categories include minor and mixed varieties.

**TABLE 2: TONS OF GRAPES CRUSHED BY CALIFORNIA PROCESSORS
FROM THE 2000 CROP BY TYPE, VARIETY, AND REPORTING DISTRICT WHERE GROWN, WITH COMPARISONS**

Type and Variety	1	2	3	4	5	6	7	8	9	10
	Tons									
RAISIN GRAPES:										
Black Corinth *	0.0	0.0	0.0	0.0	0.0	0.0	0.0	0.0	0.0	0.0
Canner	0.0	0.0	0.0	0.0	0.0	0.0	0.0	0.0	0.0	0.0
Fiesta	0.0	0.0	0.0	0.0	0.0	0.0	0.0	0.0	0.0	0.0
Sultana	0.0	0.0	0.0	0.0	0.0	0.0	0.0	0.0	0.0	0.0
Thompson Seedless	0.0	0.0	0.0	0.0	0.0	0.0	0.0	845.5	0.0	0.0
Packinghouse Culls	0.0	0.0	0.0	0.0	0.0	0.0	0.0	0.0	0.0	0.0
Other Raisin 1/	0.0	0.0	0.0	0.0	0.0	0.0	0.0	0.0	0.0	0.0
TOTAL RAISIN	0.0	0.0	0.0	0.0	0.0	0.0	0.0	845.5	0.0	0.0
TABLE GRAPES:										
Almeria	0.0	0.0	0.0	0.0	0.0	0.0	0.0	0.0	0.0	0.0
Beauty Seedless *	0.0	0.0	0.0	0.0	0.0	0.0	0.0	0.0	0.0	0.0
Black Hamburg	0.0	0.0	0.0	1.2	0.0	0.0	0.0	0.0	0.0	0.0
Black Monukka	0.0	0.0	0.0	0.0	0.0	0.0	0.0	0.0	0.0	0.0
Black Prince *	0.0	0.0	0.0	0.0	0.0	10.8	0.5	0.0	0.0	0.0
Black Seedless	0.0	0.0	0.0	0.0	0.0	0.0	0.0	0.0	0.0	0.0
Blackrose	0.0	0.0	0.0	0.0	0.0	0.0	0.0	0.0	0.0	0.0
Calmeria	0.0	0.0	0.0	0.0	0.0	0.0	0.0	0.0	0.0	0.0
Cardinal	0.0	0.0	0.0	0.0	0.0	0.0	0.0	0.0	0.0	0.0
Christmas Rose	0.0	0.0	0.0	0.0	0.0	0.0	0.0	0.0	0.0	0.0
Concord	0.0	0.0	0.0	0.0	0.0	0.0	0.0	0.0	0.0	0.0
Emperatriz	0.0	0.0	0.0	0.0	0.0	0.0	0.0	0.0	0.0	0.0
Emperor	0.0	0.0	0.0	0.0	0.0	0.0	0.0	0.0	0.0	0.0
Exotic	0.0	0.0	0.0	0.0	0.0	0.0	0.0	0.0	0.0	0.0
Fantasy Seedless	0.0	0.0	0.0	0.0	0.0	0.0	0.0	0.0	0.0	0.0
Flame Seedless *	0.0	0.0	0.0	0.0	0.0	0.0	0.0	0.0	0.0	0.0
Flame Tokay	0.0	0.0	0.0	0.0	0.0	0.0	0.0	0.0	0.0	0.0
Italia	0.0	0.0	0.0	0.0	0.0	0.0	0.0	0.0	0.0	0.0
Jade Seedless	0.0	0.0	0.0	0.0	0.0	0.0	0.0	0.0	0.0	0.0
Malaga *	0.0	0.0	0.0	0.0	0.0	0.0	0.0	0.0	0.0	0.0
Marechal Foch *	0.0	0.0	0.1	0.0	0.0	0.0	0.0	0.0	0.0	0.0
Marroo	0.0	0.0	0.0	0.0	0.0	0.0	0.0	0.0	0.0	0.0
Niabell	0.0	0.0	0.0	0.0	0.0	0.0	0.0	0.0	0.0	0.0
Olivette Blanche *	0.0	0.0	0.0	0.0	0.0	0.0	0.0	0.0	0.0	0.0
Perlette	0.0	0.0	0.0	0.0	0.0	0.0	0.0	0.0	0.0	0.0
Queen	0.0	0.0	0.0	0.0	0.0	0.0	0.0	0.0	0.0	0.0
Red Crimson *	0.0	0.0	0.0	0.0	0.0	0.0	0.0	0.0	0.0	0.0
Red Globe *	0.0	0.0	0.0	0.0	0.0	0.0	0.0	0.0	0.0	0.0
Red Malaga	0.0	0.0	0.0	0.0	0.0	0.0	0.0	0.0	0.0	0.0
Red Seedless	0.0	0.0	0.0	0.0	0.0	0.0	0.0	0.0	0.0	0.0
Ribier	0.0	0.0	0.0	0.0	0.0	0.0	0.0	0.0	0.0	0.0
Rouge	0.0	0.0	0.0	0.0	0.0	0.0	0.0	0.0	0.0	0.0
Ruby Seedless *	0.0	0.0	0.0	0.0	0.0	0.0	0.0	0.0	0.0	0.0
Sugraone *	0.0	0.0	0.0	0.0	0.0	0.0	0.0	0.0	0.0	0.0
Packinghouse Culls	0.0	0.0	0.0	0.0	0.0	0.0	0.0	0.0	0.0	0.0
Other Table 1/	0.0	0.0	0.0	0.0	0.0	0.0	0.0	0.0	0.0	0.0
TOTAL TABLE	0.0	0.0	0.1	1.2	0.0	10.8	0.5	0.0	0.0	0.0
WINE GRAPES (WHITE):										
Arneis	16.6	0.0	27.0	1.9	0.0	30.8	11.7	0.0	0.0	0.0
Burger *	0.0	0.0	0.0	0.0	0.0	0.0	0.0	0.0	0.0	0.0
Chardonnay	23,215.1	2,546.0	69,478.2	28,544.8	6,840.8	8,433.6	100,061.6	62,415.5	15,060.9	1,375.0
Chenin Blanc	1,235.9	44.8	439.0	1,740.2	1,113.6	11.8	7,824.9	2,189.9	540.5	158.9
Cortese	0.0	0.0	0.0	1.9	0.0	0.0	0.0	2.1	0.0	0.0
Emerald Riesling	0.0	0.0	0.0	0.0	0.0	0.0	0.0	0.0	0.0	0.0
Flora	12.3	0.0	0.0	24.3	6.0	0.0	0.0	0.0	0.0	3.1
Folle Blanche	0.0	0.0	11.8	0.0	0.0	0.0	0.0	0.0	0.0	0.0
French Colombard	650.0	0.0	1,154.0	8.3	221.8	215.9	1,094.4	0.0	1,341.3	24.2
Gewurztraminer	779.8	424.5	693.7	58.6	0.0	314.0	2,996.0	2,240.3	5.3	13.2
Gray Riesling *	0.0	0.0	76.5	12.6	0.0	105.5	0.0	0.0	0.0	0.0
Green Hungarian	4.8	0.0	0.0	0.0	2.3	0.0	0.0	0.0	0.0	0.0
Grenache Blanc	0.0	0.0	0.0	0.0	0.0	0.0	0.0	6.5	0.0	0.0
Inzolia	0.0	0.0	0.0	0.0	0.0	0.0	0.0	0.0	0.0	0.0
Kleinberger	0.0	0.0	5.4	0.0	0.0	0.0	0.0	0.0	0.0	0.0
Malvasia Bianca *	0.0	0.0	13.6	5.6	14.4	5.2	714.6	5.3	0.0	0.0
Marsanne	26.8	6.5	62.7	22.7	0.0	34.8	86.4	65.2	0.0	21.6
Melon	0.0	0.0	12.5	0.0	0.0	0.0	0.0	0.0	0.0	0.0
Montonico	0.0	0.0	0.0	0.0	0.0	0.0	0.0	0.0	0.0	0.0
Muscat Blanc *	109.0	241.1	123.3	190.4	6.7	9.1	461.2	829.4	8.3	83.6
Muscat Orange	23.0	0.0	0.9	0.0	0.0	2.4	116.4	56.0	7.4	71.4
Muscat of Alexandria	0.0	0.0	2.5	1.3	0.0	0.0	0.0	0.0	15.2	0.0
Palomino *	9.4	0.0	21.0	0.0	0.0	40.8	0.0	0.0	0.0	0.0
Pedro Ximenes	0.0	0.0	0.0	0.0	0.0	0.0	0.0	0.0	0.0	0.0
Pinot Blanc	108.9	3.5	521.9	124.1	0.0	9.1	1,846.7	682.3	0.0	0.0
Pinot Gris *	135.5	0.0	692.6	552.2	132.8	60.3	1,189.7	414.3	5.7	12.9
Roussanne	24.2	0.0	27.1	25.0	0.0	9.3	5.1	114.9	0.7	17.4
Sauvignon Blanc	3,111.7	5,263.7	8,780.5	9,659.3	872.5	1,490.9	4,550.9	6,967.4	2,039.0	579.8
Sauvignon Musque	0.0	0.0	144.7	309.8	0.0	0.0	0.0	0.0	0.0	0.0
Sauvignon Vert *	0.0	0.0	17.2	7.4	0.0	0.0	0.0	0.0	0.0	0.0
Scheurebe	0.0	0.0	0.0	31.4	0.0	0.0	0.5	0.0	0.0	0.0
Semillon	84.5	339.0	796.8	1,078.7	173.9	151.9	399.9	582.3	44.7	70.5
St Emilion *	0.0	0.0	0.0	0.0	0.0	27.4	0.0	0.0	0.0	0.0
Sylvaner	0.0	0.0	0.0	0.0	0.0	0.0	89.7	53.7	0.0	0.0

**TABLE 2: TONS OF GRAPES CRUSHED BY CALIFORNIA PROCESSORS
FROM THE 2000 CROP BY TYPE, VARIETY, AND REPORTING DISTRICT WHERE GROWN, WITH COMPARISONS**

Type and Variety	1	2	3	4	5	6	7	8	9	10
	Tons									
WINE GRAPES (WHITE): (Cont'd.)										
Symphony	5.1	0.0	0.0	0.0	140.5	0.3	0.0	0.0	285.2	51.8
Tocai Friulano	27.7	0.0	8.8	2.5	0.0	31.0	17.0	6.9	0.0	0.0
Vernaccia	0.0	0.0	20.1	0.0	0.0	3.0	0.0	0.0	0.0	0.0
Viognier	499.7	74.7	496.6	486.0	167.8	197.3	432.2	889.7	592.3	109.6
White Riesling *	304.9	188.3	112.0	416.7	16.9	5.1	6,802.3	1,295.5	32.2	48.7
Other White 1/	10.9	5.0	21.3	14.5	0.0	31.6	7.3	24.5	0.0	2.8
TOTAL WHITE	30,395.8	9,137.1	83,761.7	43,320.2	9,710.0	11,221.1	128,708.5	78,841.7	19,978.7	2,644.5
WINE GRAPES (RED):										
Aglianico	0.0	0.3	1.0	0.0	0.0	0.0	0.0	7.5	0.0	23.9
Aleatico	0.0	0.0	19.0	0.0	0.0	0.0	0.0	0.0	0.0	0.0
Alicante Bouschet	1.5	0.0	129.5	0.0	1.8	25.1	4.7	0.0	64.2	1.2
Alvarelhao	0.0	0.0	0.0	0.0	0.0	0.0	1.5	4.1	0.0	2.1
Barbera	160.7	89.0	295.7	171.0	0.0	76.2	54.1	251.4	7.5	773.0
Black Malvoisie	0.4	0.0	0.0	0.0	0.0	0.0	0.0	0.0	0.0	0.0
Blaufraenkisch	0.0	0.0	0.0	0.0	0.0	0.0	0.0	12.6	0.0	0.0
Cabernet Franc	214.6	234.5	2,096.8	3,260.9	34.8	139.1	985.3	1,280.0	23.6	441.2
Cabernet Sauvignon	5,925.8	4,623.0	32,771.6	42,925.3	2,894.0	2,428.4	16,886.6	31,490.4	4,277.0	1,415.3
Carignane	3,210.7	29.7	765.6	48.8	106.3	668.8	11.1	3.1	0.5	13.4
Carmeniere	0.0	0.7	0.0	0.5	0.0	0.0	0.0	0.0	0.0	0.0
Carmine	0.0	0.0	9.9	0.0	18.9	0.0	0.0	0.0	0.0	0.0
Carnelian	0.0	0.0	0.0	0.0	0.0	0.0	0.0	0.0	0.0	0.0
Centurian	0.0	0.0	0.0	0.0	0.0	0.0	0.0	0.0	78.4	0.0
Charbono	60.8	0.0	0.0	143.7	0.0	0.0	0.0	0.0	0.0	13.7
Cinsault	11.1	0.0	74.5	0.0	0.0	22.0	11.6	30.8	0.0	5.0
Counoise	0.0	0.0	0.0	1.9	0.0	15.8	0.0	60.6	0.0	0.0
De Chaunac	0.0	0.0	0.3	0.0	0.0	0.0	0.0	0.0	0.0	0.0
Dolcetto	37.6	0.0	62.8	58.2	18.8	3.9	102.9	74.0	1.7	4.6
Durif	0.0	0.0	0.0	0.0	0.0	0.0	0.0	4.2	0.0	0.0
Early Burgundy	0.0	0.0	7.0	12.1	14.5	0.0	0.0	0.0	0.0	0.0
Freisa	0.0	0.0	6.2	0.0	0.0	5.9	15.2	6.2	0.0	22.9
Gamay *	163.7	73.4	194.6	560.2	637.4	2.1	718.9	258.6	0.2	0.0
Gamay Beaujolais	0.0	0.0	0.0	0.0	0.0	0.0	0.0	0.0	0.0	0.0
Graciano	0.0	0.0	0.0	0.0	0.0	0.0	0.0	0.0	0.0	2.4
Grand Noir	0.0	0.0	0.0	0.0	0.0	4.8	0.0	0.0	0.0	0.0
Grenache	127.4	0.0	137.4	49.2	1.2	142.2	1,042.8	334.3	2,889.1	61.0
Grignolino	0.0	0.0	0.0	43.6	0.0	18.2	0.0	2.2	0.0	0.0
Lagrein	0.0	0.0	0.0	0.0	0.0	0.0	0.0	39.3	0.0	0.0
Lambrusco	0.0	0.0	0.0	0.0	0.0	0.0	0.0	0.0	0.0	0.0
Malbec	2.3	15.6	413.9	312.5	0.0	8.0	113.8	98.4	57.7	5.6
Mataro *	3.8	2.5	220.6	50.9	0.0	829.6	40.4	236.0	1.9	96.1
Merlot	6,161.7	2,088.8	31,479.5	27,737.5	3,211.5	3,605.7	19,226.1	17,280.8	4,630.4	813.2
Meunier	25.4	0.0	637.3	212.3	0.0	0.0	0.0	33.7	0.0	0.0
Mission	0.0	0.0	0.0	0.0	0.0	0.6	0.0	0.0	0.0	28.2
Montepulciano	5.6	0.0	0.0	0.0	0.0	0.0	0.0	0.0	0.0	0.0
Muscat Hamburg	0.0	0.0	15.0	0.0	0.0	0.0	0.0	3.2	0.0	12.3
Nebbiolo	22.4	0.5	26.6	16.7	0.0	4.5	68.1	276.4	4.6	65.0
Negrette	0.0	0.0	0.8	0.0	0.0	0.0	35.2	0.0	0.0	0.0
Petite Sirah	847.0	262.3	1,073.4	912.5	53.2	294.0	1,277.0	1,284.7	727.5	96.7
Petite Verdot	16.6	21.9	282.1	600.3	0.0	26.5	81.6	146.2	90.1	7.0
Pfeffer Cabernet	0.0	0.0	0.0	0.0	0.0	0.0	20.1	0.0	0.0	0.0
Pinot Noir	3,741.9	1.6	17,519.5	7,097.8	814.8	413.3	12,968.7	7,351.3	94.3	6.2
Pinot St George	0.0	0.0	0.0	0.0	0.0	0.0	2.0	0.0	0.0	0.0
Pinotage	0.0	0.0	14.1	10.9	0.0	0.0	0.0	0.0	0.0	2.5
Portugieser Blauer	3.5	0.0	0.0	7.1	0.0	0.0	0.0	0.0	0.0	0.0
Primitivo	0.0	0.0	39.7	36.4	10.3	0.0	9.0	15.4	0.0	21.9
Refosco *	0.0	0.0	0.6	3.1	0.0	1.0	48.3	96.2	0.6	16.5
Royalty	0.0	0.0	0.0	0.0	0.0	0.0	0.0	0.0	0.0	0.0
Rubired	0.0	0.0	0.0	0.0	0.0	0.0	0.0	0.0	144.8	0.0
Ruby Cabernet	0.0	0.0	10.6	6.0	0.0	13.4	1.5	83.6	0.0	0.0
Salvador	0.0	0.0	0.0	0.0	0.0	0.0	0.0	0.0	0.0	0.0
Sangiovese *	381.3	16.9	1,791.3	1,959.6	126.4	78.8	787.4	1,070.0	112.3	709.1
Souzao	47.6	1.5	3.3	0.0	0.0	2.9	9.2	2.2	0.0	1.1
Syrah *	927.1	381.9	3,348.6	1,551.7	317.1	458.0	2,020.7	7,114.5	1,958.0	722.3
Tannat	0.0	0.0	4.2	4.0	0.0	0.0	0.0	6.0	0.0	0.0
Tempranillo *	1.4	0.0	48.7	23.2	0.0	0.5	0.0	4.0	66.7	49.0
Teroldego	0.0	0.0	0.0	0.0	0.0	19.7	6.7	7.5	0.0	0.0
Terret Noir	0.0	0.0	0.0	0.0	0.0	0.0	0.0	0.0	0.0	0.0
Tinta Cao	0.0	1.5	0.0	0.0	0.0	0.0	0.9	1.0	0.0	16.4
Tinta Madeira	0.0	1.5	0.0	0.0	0.0	0.0	0.0	0.0	0.0	0.0
Touriga	0.0	1.5	0.0	3.8	0.0	0.0	1.4	0.8	0.0	7.3
Touriga Nacional	0.0	0.0	0.0	0.0	0.0	0.0	0.0	1.8	0.0	3.8
Trousseau	0.0	0.0	0.0	0.0	0.0	0.0	10.6	0.0	0.0	0.0
Verdelho	0.0	0.0	0.0	0.0	0.0	0.0	1.1	0.0	0.0	0.0
Zinfandel	5,592.4	2,532.5	13,222.8	5,688.8	616.4	2,034.6	2,987.0	10,731.6	19,583.8	6,591.5
Other Red 1/	15.7	2.2	302.4	130.2	0.0	20.0	17.7	26.6	46.2	56.1
TOTAL RED	27,710.0	10,383.3	107,026.9	93,640.7	8,877.4	11,363.6	59,569.2	79,731.2	34,861.1	12,107.5
TOTAL WINE	58,105.8	19,520.4	190,788.6	136,960.9	18,587.4	22,584.7	188,277.7	158,572.9	54,839.8	14,752.0
TOTAL ALL VARIETIES	58,105.8	19,520.4	190,788.7	136,962.1	18,587.4	22,595.5	188,278.2	159,418.4	54,839.8	14,752.0

**TABLE 2: TONS OF GRAPES CRUSHED BY CALIFORNIA PROCESSORS
FROM THE 2000 CROP BY TYPE, VARIETY, AND REPORTING DISTRICT WHERE GROWN, WITH COMPARISONS**

Type and Variety	11	12	13	14	15	16	17	2000 State Total	1999 State Total
	Tons								
RAISIN GRAPES:									
Black Corinth *	0.0	0.0	118.6	0.0	0.0	0.0	0.0	118.6	1,568.8
Canner	0.0	0.0	443.4	0.0	0.0	0.0	0.0	443.4	817.9
Fiesta	0.0	0.0	21,531.6	0.0	0.0	0.0	0.0	21,531.6	13,439.8
Sultana	0.0	0.0	0.0	0.0	0.0	0.0	0.0	0.0	121.7
Thompson Seedless	0.0	6,049.9	376,984.7	105,744.1	0.0	0.0	0.0	489,624.2	403,005.1
Packinghouse Culls	0.0	0.0	0.0	0.0	0.0	0.0	0.0	0.0	318.1
Other Raisin 1/	0.0	0.0	0.0	1,241.8	0.0	0.0	0.0	1,241.8	91.0
TOTAL RAISIN	0.0	6,049.9	399,078.3	106,985.9	0.0	0.0	0.0	512,959.6	419,362.4
TABLE GRAPES:									
Almeria	0.0	0.0	0.0	0.0	0.0	0.0	0.0	0.0	18.2
Beauty Seedless *	0.0	0.0	0.0	0.0	0.0	0.0	0.0	0.0	72.1
Black Hamburg	0.0	0.0	0.0	0.0	0.0	0.0	0.0	1.2	0.2
Black Monukka	0.0	0.0	22.6	0.0	0.0	0.0	0.0	22.6	106.2
Black Prince *	0.0	0.0	0.0	0.0	0.0	10.2	0.0	21.5	11.4
Black Seedless	0.0	0.0	0.0	926.3	0.0	0.0	0.0	926.3	499.0
Blackrose	0.0	0.0	0.0	0.0	0.0	0.0	0.0	0.0	12.5
Calmeria	0.0	0.0	0.0	1,436.4	0.0	0.0	0.0	1,436.4	1,615.7
Cardinal	0.0	0.0	0.0	179.9	0.0	0.0	0.0	179.9	118.7
Christmas Rose	0.0	0.0	0.0	926.6	0.0	0.0	0.0	926.6	1,682.9
Concord	0.0	0.0	10.3	0.0	0.0	0.0	0.0	10.3	157.5
Emperatriz	0.0	0.0	0.0	0.0	0.0	0.0	0.0	0.0	695.2
Emperor	0.0	0.0	41.0	3,870.0	0.0	0.0	0.0	3,911.0	4,503.7
Exotic	0.0	0.0	0.0	63.1	0.0	0.0	0.0	63.1	891.4
Fantasy Seedless	0.0	0.0	0.0	153.7	0.0	0.0	0.0	153.7	209.8
Flame Seedless *	0.0	0.0	2,401.1	20,842.2	0.0	0.0	0.0	23,243.3	31,247.6
Flame Tokay	26,135.4	0.0	0.0	0.0	0.0	0.0	0.0	26,135.4	12,943.5
Italia	0.0	0.0	0.0	738.6	0.0	0.0	0.0	738.6	367.7
Jade Seedless	0.0	0.0	0.0	346.3	0.0	0.0	0.0	346.3	176.0
Malaga *	0.0	0.0	5,375.7	3,476.9	0.0	0.0	0.0	8,852.6	6,848.6
Marechal Foch *	0.0	0.0	0.0	0.0	0.0	0.0	0.0	0.1	0.0
Marroo	0.0	0.0	483.7	0.0	0.0	0.0	0.0	483.7	274.3
Niabel	0.0	0.0	0.0	0.0	0.0	0.0	0.0	0.0	95.9
Olivette Blanche *	0.0	0.0	0.0	0.0	0.0	0.0	0.0	0.0	3.9
Perlette	0.0	0.0	0.0	272.1	0.0	0.0	0.0	272.1	233.6
Queen	0.0	0.0	0.0	0.0	0.0	0.0	0.0	0.0	220.7
Red Crimson *	0.0	0.0	103.9	380.4	0.0	0.0	0.0	484.3	1,593.5
Red Globe *	0.0	0.0	100.0	14,624.7	0.0	0.0	0.0	14,724.7	22,019.1
Red Malaga	0.0	0.0	0.0	0.0	0.0	0.0	0.0	0.0	16.9
Red Seedless	0.0	0.0	0.0	7,473.0	0.0	0.0	0.0	7,473.0	3,499.3
Ribier	0.0	0.0	163.5	1,914.9	0.0	0.0	0.0	2,078.4	3,929.6
Rouge	0.0	0.0	0.0	940.0	0.0	0.0	0.0	940.0	2,323.9
Ruby Seedless *	0.0	0.0	332.9	8,191.7	0.0	0.0	0.0	8,524.6	10,478.2
Sugraone *	0.0	0.0	0.0	0.0	0.0	0.0	0.0	0.0	682.7
Packinghouse Culls	0.0	0.0	990.8	0.0	0.0	0.0	0.0	990.8	358.6
Other Table 1/	0.0	0.0	8,050.3	8,728.4	0.0	0.0	0.0	16,778.7	41,361.3
TOTAL TABLE	26,135.4	0.0	18,075.8	75,485.2	0.0	10.2	0.0	119,719.2	149,269.4
WINE GRAPES (WHITE):									
Arneis	0.0	0.0	0.0	0.0	0.0	0.0	0.0	88.0	0.0
Burger *	12,235.3	5,339.0	20,260.4	6,340.9	0.0	8.3	1,349.3	45,533.2	37,797.6
Chardonnay	129,377.8	67,136.9	57,815.7	30,222.0	17.6	4,079.4	43,903.8	650,524.7	458,273.0
Chenin Blanc	5,601.3	15,780.6	81,576.4	26,150.7	0.0	151.7	7,536.9	152,097.1	139,380.7
Cortese	0.0	0.0	0.0	0.0	0.0	16.8	0.0	20.8	10.0
Emerald Riesling	0.0	0.0	314.4	2,163.2	0.0	0.0	0.0	2,477.6	2,975.0
Flora	0.0	0.0	0.0	0.0	0.0	0.0	0.0	45.7	39.3
Folle Blanche	0.0	0.0	0.0	0.0	0.0	0.0	0.0	11.8	13.9
French Colombard	11,364.7	48,605.3	280,686.9	87,800.4	0.0	0.0	415.7	433,582.9	396,500.5
Gewurztraminer	21.8	0.0	46.3	0.0	0.0	20.3	279.9	7,893.7	5,148.2
Gray Riesling *	46.3	0.0	0.0	0.0	0.0	0.0	0.0	240.9	249.7
Green Hungarian	0.0	0.0	0.0	104.9	0.0	0.0	0.0	112.0	184.7
Grenache Blanc	0.0	0.0	0.0	0.0	0.0	0.0	0.0	6.5	0.0
Inzolia	0.0	0.0	0.0	0.0	0.0	0.0	0.0	0.0	1.7
Kleinberger	0.0	0.0	0.0	0.0	0.0	0.0	0.0	5.4	3.9
Malvasia Bianca *	3,001.9	8,739.5	2,204.2	662.7	0.0	0.0	0.0	15,367.0	9,871.5
Marsanne	0.0	0.0	0.0	0.0	0.0	0.0	0.0	326.7	217.6
Melon	0.0	0.0	0.0	0.0	0.0	0.0	0.0	12.5	42.6
Montonico	0.0	0.0	0.0	0.0	0.0	0.0	0.0	0.0	8.4
Muscat Blanc *	560.2	29.6	4,236.1	106.5	10.8	150.6	145.8	7,301.7	5,980.5
Muscat Orange	203.2	124.4	268.8	0.0	0.0	0.5	0.0	874.4	546.0
Muscat of Alexandria	0.0	0.0	33,839.6	21,845.0	1.3	9.3	0.0	55,714.2	39,879.6
Palomino *	0.0	0.0	5,237.7	453.2	0.0	18.6	0.0	5,780.7	5,598.7
Pedro Ximenes	0.0	0.0	0.0	0.0	0.0	0.0	0.0	0.0	18.8
Pinot Blanc	0.0	0.0	0.0	0.0	0.0	105.2	0.0	3,401.7	2,751.6
Pinot Gris *	996.4	963.9	21.3	1,281.6	0.0	39.4	97.8	6,596.4	3,473.0
Roussanne	2.0	0.0	0.0	0.0	0.0	2.2	0.0	227.9	222.2
Sauvignon Blanc	18,639.0	6,687.7	1,465.7	1,347.1	3.0	382.4	3,158.1	74,998.7	52,934.1
Sauvignon Musque	0.0	0.0	0.0	0.0	0.0	0.0	0.0	454.5	269.6
Sauvignon Vert *	0.0	0.0	0.0	0.0	0.0	0.0	0.0	24.6	18.2
Scheurebe	0.0	0.0	0.0	0.0	0.0	0.0	0.0	31.9	23.1
Semillon	2,212.2	1,301.7	1,407.3	659.7	0.0	6.9	0.0	9,310.0	8,996.8
St Emilion *	0.0	0.0	2,536.2	0.0	30.7	0.0	0.0	2,594.3	1,793.4
Sylvaner	0.0	0.0	0.0	0.0	0.0	0.0	0.0	143.4	114.9

**TABLE 2: TONS OF GRAPES CRUSHED BY CALIFORNIA PROCESSORS
FROM THE 2000 CROP BY TYPE, VARIETY, AND REPORTING DISTRICT WHERE GROWN, WITH COMPARISONS**

Type and Variety	11	12	13	14	15	16	17	2000 State Total	1999 State Total
	Tons								
WINE GRAPES (WHITE): (Cont'd.)									
Symphony	738.0	139.2	3,878.7	602.0	14.7	0.0	916.6	6,772.1	6,467.1
Tocai Friulano	0.0	0.0	0.0	0.0	0.0	0.0	0.0	93.9	47.4
Vernaccia	0.0	0.0	0.0	0.0	0.0	0.0	0.0	23.1	8.5
Viognier	2,221.3	256.9	867.9	171.0	0.0	81.1	164.6	7,708.7	4,980.5
White Riesling *	157.8	0.0	0.0	0.0	0.0	150.8	0.0	9,531.2	7,759.7
Other White 1/	2.5	140.6	2,237.0	261.7	0.0	6.8	0.0	2,766.5	2,471.2
TOTAL WHITE	187,381.7	155,245.3	498,900.6	180,172.6	78.1	5,230.3	57,968.5	1,502,696.4	1,195,073.2
WINE GRAPES (RED)									
Aglianico	0.0	0.0	0.0	0.0	0.0	0.0	0.0	32.7	21.6
Aleatico	0.0	0.0	133.8	0.0	0.9	1.0	0.0	154.7	128.2
Alicante Bouschet	475.5	53.5	1,825.7	1,805.1	9.6	5.0	32.6	4,435.0	4,695.2
Alvarelhao	15.1	0.0	0.0	24.6	0.0	0.0	0.0	47.4	46.0
Barbera	1,244.4	7,099.9	98,062.5	10,480.3	0.0	30.8	5.0	118,801.5	104,539.5
Black Malvoisie	0.0	0.0	0.0	484.1	0.0	0.0	0.0	484.5	466.0
Blaufraenkisch	0.0	0.0	0.0	0.0	0.0	0.0	0.0	12.6	0.5
Cabernet Franc	5,411.2	25.2	6.5	151.7	11.9	83.3	0.0	14,400.6	9,842.2
Cabernet Sauvignon	109,730.4	35,345.3	42,705.7	21,487.1	48.1	864.1	1,865.8	357,683.9	255,731.6
Carignane	8,473.2	7,016.6	31,442.9	6,501.4	0.0	59.0	0.0	58,351.1	57,166.7
Carmeniere	0.0	0.0	0.0	0.0	0.0	0.0	0.0	1.2	0.0
Carmine	0.0	0.0	189.3	421.1	0.0	0.0	0.0	639.2	687.7
Carnelian	0.0	0.0	7,772.3	3,916.2	0.0	0.0	0.0	11,688.5	9,501.8
Centurian	0.0	0.0	2,326.3	0.0	0.0	0.0	0.0	2,404.7	3,121.8
Charbono	0.0	0.0	0.0	0.0	0.0	0.5	0.0	218.7	201.6
Cinsault	2.2	0.0	0.0	0.0	3.5	14.8	21.3	196.8	190.2
Counoise	0.0	0.0	0.0	0.0	0.0	0.0	0.0	78.3	41.3
De Chaunac	0.0	0.0	0.0	0.0	0.0	0.0	0.0	0.3	0.0
Dolcetto	27.9	0.0	0.0	0.0	0.0	24.5	0.0	416.9	487.1
Durif	0.0	0.0	0.0	0.0	0.0	0.0	0.0	4.2	0.0
Early Burgundy	0.0	0.0	0.0	0.0	0.0	0.0	0.0	33.6	39.1
Freisa	0.0	0.0	0.0	0.0	0.0	0.0	0.0	56.4	52.0
Gamay *	559.1	0.0	1,311.5	864.8	0.0	10.0	158.3	5,512.8	5,354.0
Gamay Beaujolais	0.0	0.0	0.0	0.0	0.0	16.3	0.0	16.3	72.8
Graciano	0.0	0.0	0.0	0.0	0.0	0.0	0.0	2.4	0.0
Grand Noir	0.0	0.0	0.0	0.0	0.0	0.0	0.0	4.8	3.4
Grenache	188.4	14,135.4	75,198.3	16,002.5	80.6	358.2	226.0	110,974.0	95,633.6
Grignolino	0.0	0.0	0.0	0.0	0.0	0.0	0.0	64.0	36.3
Lagrein	0.0	0.0	106.0	0.0	0.0	0.0	0.0	145.3	0.0
Lambrusco	0.0	0.0	320.1	0.0	0.0	0.0	0.0	320.1	261.9
Malbec	875.2	0.0	0.0	10.0	0.0	6.9	0.0	1,919.9	812.7
Mataro *	7.5	0.0	0.0	0.0	45.6	64.2	85.8	1,684.9	1,534.6
Merlot	80,476.5	37,694.1	51,437.6	10,418.1	33.7	949.6	7,906.7	305,151.5	239,567.1
Meunier	0.0	0.0	0.0	0.0	0.0	0.0	0.0	908.7	776.8
Mission	0.0	1,687.9	4,853.9	1,702.6	8.0	28.4	0.0	8,309.6	3,823.6
Montepulciano	0.0	0.0	0.0	0.0	0.0	0.0	0.0	5.6	0.0
Muscat Hamburg	5.0	127.9	0.0	0.0	0.0	0.0	0.0	163.4	124.0
Nebbiolo	0.0	0.0	0.0	6.0	0.2	50.2	0.0	541.2	535.8
Negrette	0.0	0.0	0.0	0.0	0.0	0.0	0.0	36.0	22.5
Petite Sirah	3,500.8	524.0	316.4	126.9	1.5	50.1	1,010.2	12,358.2	8,840.9
Petite Verdot	184.8	0.0	0.0	3.3	0.0	9.2	0.0	1,469.6	912.6
Pfeffer Cabernet	0.0	0.0	0.0	0.0	0.0	0.0	0.0	20.1	2.7
Pinot Noir	1,577.6	1,044.4	71.7	35.5	0.0	0.0	311.5	53,050.1	36,653.4
Pinot St George	0.0	0.0	0.0	0.0	0.0	0.0	0.0	2.0	6.7
Pinotage	5.3	0.0	0.0	0.0	0.0	0.0	0.0	32.8	13.1
Portugieser Blauer	0.0	0.0	0.0	0.0	0.0	0.0	0.0	10.6	20.7
Primitivo	326.7	5.7	0.0	0.0	0.0	0.0	0.0	465.1	314.0
Refosco *	257.3	0.0	0.0	0.0	0.0	0.0	0.0	423.6	121.5
Royalty	0.0	74.1	4,019.8	1,916.9	0.0	2.3	0.0	6,013.1	6,556.6
Rubired	403.6	8,583.1	86,253.0	40,801.3	0.0	4.4	0.0	136,190.2	102,426.6
Ruby Cabernet	0.0	9,947.0	51,094.4	18,343.2	0.0	0.1	0.0	79,499.8	60,126.0
Salvador	0.0	45.5	168.4	6,002.8	1.5	0.2	0.0	6,218.4	5,256.5
Sangiovese *	4,056.2	4,277.4	2,397.5	589.1	9.3	146.1	4.5	18,513.2	15,877.0
Souzao	21.0	0.0	85.0	8.7	0.0	0.0	0.0	182.5	174.7
Syrah *	15,139.8	14,393.9	18,776.0	3,958.4	4.5	181.4	1,532.6	72,786.5	44,099.0
Tannat	182.9	0.0	1.6	0.0	0.0	0.0	0.0	198.7	41.6
Tempranillo *	0.0	1,440.8	1,453.8	560.9	0.0	1.8	0.0	3,650.8	2,944.9
Teroldego	0.0	0.0	0.0	0.0	0.0	0.0	0.0	33.9	18.0
Terret Noir	0.0	0.0	0.0	0.0	0.0	1.3	0.0	1.3	0.0
Tinta Cao	9.6	0.0	4.5	35.6	0.0	0.0	0.0	69.5	60.0
Tinta Madeira	0.0	0.0	71.6	12.6	0.0	0.0	0.0	85.7	99.8
Touriga	8.0	0.0	28.9	15.3	0.0	0.0	0.0	67.0	131.2
Touriga Nacional	32.3	0.0	2.4	0.0	0.0	0.0	0.0	40.3	0.0
Trousseau	8.6	0.0	0.0	0.8	0.0	0.0	0.0	20.0	17.9
Verdelho	6.7	0.0	0.0	0.0	0.0	0.0	0.0	7.8	0.0
Zinfandel	165,659.8	50,822.9	80,956.7	31,976.6	166.2	851.1	4,152.2	404,166.9	324,397.1
Other Red 1/	689.8	2,225.1	9,560.2	1,217.9	4.1	5.0	10.0	14,329.2	17,126.0
TOTAL RED	399,562.4	196,569.7	572,954.3	179,881.4	429.2	3,819.8	17,322.5	1,815,810.2	1,421,757.7
TOTAL WINE	586,944.1	351,815.0	1,071,854.9	360,054.0	507.3	9,050.1	75,291.0	3,318,506.6	2,616,830.9
TOTAL ALL VARIETIES	613,079.5	357,864.9	1,489,009.0	542,525.1	507.3	9,060.3	75,291.0	3,951,185.4	3,185,462.7

* Synonyms for variety names are shown on Page 5.

1/ Other categories include minor and mixed varieties.

TABLE 3: WEIGHTED AVERAGE DEGREES BRIX FOR ALL GRAPES CRUSHED BY CALIFORNIA PROCESSORS FROM THE 2000 CROP BY TYPE, VARIETY, AND REPORTING DISTRICT WHERE GROWN, WITH COMPARISONS

Type and Variety	1	2	3	4	5	6	7	8	9	10	11	12	13	14	15	16	17	2000 State Total	1999 State Total
	Degrees Brix																		
WINE GRAPES (WHITE): (Cont'd.)																			
Symphony	21.0	0.0	0.0	0.0	23.6	21.0	0.0	0.0	23.6	21.7	22.8	22.6	23.7	21.9	18.9	0.0	22.4	23.2	23.1
Tocai Friulano	24.5	0.0	22.4	22.8	0.0	23.2	23.9	24.2	0.0	0.0	0.0	0.0	0.0	0.0	0.0	0.0	0.0	23.7	23.6
Vernaccia	0.0	0.0	22.9	0.0	0.0	23.3	0.0	0.0	0.0	0.0	0.0	0.0	0.0	0.0	0.0	0.0	0.0	22.9	23.4
Viognier	24.3	24.6	24.4	24.8	25.7	26.8	24.3	24.7	27.8	24.7	24.6	24.1	29.8	0.0	24.6	25.3	0.0	25.0	24.6
White Riesling *	22.5	21.2	23.2	24.6	21.9	22.5	21.4	23.3	22.6	23.0	23.2	0.0	0.0	0.0	0.0	20.6	0.0	21.9	21.4
Other White 1/	23.2	24.4	20.7	23.4	0.0	21.9	21.7	23.9	0.0	24.0	23.3	19.4	22.7	24.3	0.0	23.2	0.0	22.7	20.6
TOTAL WHITE	23.3	22.8	23.0	23.5	23.5	23.5	23.1	23.6	23.7	22.9	21.7	21.1	21.3	23.5	23.3	23.2	22.1	22.0	
WINE GRAPES (RED):																			
Aglianico	0.0	21.0	24.0	0.0	0.0	0.0	0.0	23.0	0.0	23.1	0.0	0.0	0.0	0.0	0.0	0.0	0.0	23.1	23.6
Aleatico	0.0	0.0	24.2	0.0	0.0	0.0	0.0	0.0	0.0	0.0	0.0	0.0	24.3	0.0	22.8	27.5	0.0	24.3	23.9
Alicante Bouschet	24.5	0.0	22.1	0.0	21.0	23.5	23.3	0.0	23.2	21.2	21.4	23.5	21.3	21.9	22.4	23.0	20.5	21.7	21.1
Alvarelhao	0.0	0.0	0.0	0.0	0.0	0.0	24.0	27.1	0.0	24.0	25.0	0.0	0.0	26.4	0.0	0.0	0.0	25.8	23.1
Barbera	25.5	25.8	24.9	25.4	0.0	24.1	24.9	24.7	23.9	24.3	24.0	23.1	23.3	22.2	0.0	24.0	26.2	23.2	23.2
Black Malvoisie	23.0	0.0	0.0	0.0	0.0	0.0	0.0	0.0	0.0	0.0	0.0	0.0	0.0	20.8	0.0	0.0	0.0	20.8	19.9
Blaufraenkisch	0.0	0.0	0.0	0.0	0.0	0.0	0.0	23.4	0.0	0.0	0.0	0.0	0.0	0.0	0.0	0.0	0.0	23.4	23.0
Cabernet Franc	24.0	23.7	23.9	24.2	23.9	22.9	22.6	24.2	23.7	24.2	24.0	23.0	24.3	24.3	24.2	24.3	0.0	24.0	24.4
Cabernet Sauvignon	23.0	23.3	23.4	23.9	24.2	23.1	23.3	23.8	24.7	23.9	24.1	23.2	23.4	24.0	24.9	23.6	24.3	23.8	23.9
Carignane	22.4	24.5	23.5	23.8	23.2	24.1	22.0	23.3	22.0	23.5	23.4	22.7	22.9	22.3	0.0	23.9	0.0	22.9	23.3
Carmeniere	0.0	22.7	0.0	24.0	0.0	0.0	0.0	0.0	0.0	0.0	0.0	0.0	0.0	0.0	0.0	0.0	0.0	23.2	0.0
Carmine	0.0	0.0	25.5	0.0	23.0	0.0	0.0	0.0	0.0	0.0	0.0	0.0	24.3	24.8	0.0	0.0	0.0	24.6	23.7
Carnelian	0.0	0.0	0.0	0.0	0.0	0.0	0.0	0.0	0.0	0.0	0.0	0.0	22.8	25.4	0.0	0.0	0.0	23.7	24.8
Centurian	0.0	0.0	0.0	0.0	0.0	0.0	0.0	0.0	25.9	0.0	0.0	0.0	24.1	0.0	0.0	0.0	0.0	24.2	24.2
Charbono	22.3	0.0	0.0	20.8	0.0	0.0	0.0	0.0	0.0	22.2	0.0	0.0	0.0	0.0	0.0	24.0	0.0	21.3	21.6
Cinsault	21.0	0.0	22.0	0.0	0.0	23.8	19.0	23.3	0.0	23.6	24.7	0.0	0.0	0.0	23.0	22.9	25.3	22.7	20.8
Counoise	0.0	0.0	0.0	18.0	0.0	20.0	0.0	23.0	0.0	0.0	0.0	0.0	0.0	0.0	0.0	0.0	0.0	22.3	23.1
De Chaunac	0.0	0.0	20.2	0.0	0.0	0.0	0.0	0.0	0.0	0.0	0.0	0.0	0.0	0.0	0.0	0.0	0.0	20.2	0.0
Dolcetto	25.6	0.0	20.5	23.5	21.1	19.8	23.5	22.2	23.4	23.9	22.9	0.0	0.0	0.0	0.0	24.5	0.0	22.9	21.6
Durif	0.0	0.0	0.0	0.0	0.0	0.0	0.0	24.3	0.0	0.0	0.0	0.0	0.0	0.0	0.0	0.0	0.0	24.3	0.0
Early Burgundy	0.0	0.0	25.7	23.7	21.6	0.0	0.0	0.0	0.0	0.0	0.0	0.0	0.0	0.0	0.0	0.0	0.0	23.2	23.6
Freisa	0.0	0.0	22.7	0.0	0.0	23.4	22.1	23.0	0.0	23.4	0.0	0.0	0.0	0.0	0.0	0.0	0.0	22.9	23.0
Gamay *	20.7	23.2	21.9	21.5	22.1	23.0	20.8	23.0	22.3	0.0	20.4	0.0	20.1	22.4	0.0	17.7	20.8	21.2	21.4
Gamay Beaujolais	0.0	0.0	0.0	0.0	0.0	0.0	0.0	0.0	0.0	0.0	0.0	0.0	0.0	0.0	0.0	22.5	0.0	22.5	24.0
Graciano	0.0	0.0	0.0	0.0	0.0	0.0	0.0	0.0	0.0	24.2	0.0	0.0	0.0	0.0	0.0	0.0	0.0	24.2	0.0
Grand Noir	0.0	0.0	0.0	0.0	0.0	22.0	0.0	0.0	0.0	0.0	0.0	0.0	0.0	0.0	0.0	0.0	0.0	22.0	22.6
Grenache	24.2	0.0	25.1	23.3	24.6	23.8	22.7	25.1	21.4	24.7	21.8	20.8	21.9	21.9	22.6	21.9	25.5	21.8	21.7
Grignolino	0.0	0.0	0.0	24.0	0.0	23.0	0.0	22.2	0.0	0.0	0.0	0.0	0.0	0.0	0.0	0.0	0.0	23.7	23.9
Lagrein	0.0	0.0	0.0	0.0	0.0	0.0	0.0	25.1	0.0	0.0	0.0	0.0	22.3	0.0	0.0	0.0	0.0	23.0	0.0
Lambrusco	0.0	0.0	0.0	0.0	0.0	0.0	0.0	0.0	0.0	0.0	0.0	0.0	25.8	0.0	0.0	0.0	0.0	25.8	24.1
Malbec	23.2	23.2	23.6	24.0	0.0	24.3	23.1	23.2	23.6	23.8	23.3	0.0	0.0	21.5	0.0	24.4	0.0	23.5	23.9
Mataro *	22.5	23.0	22.2	24.1	0.0	24.1	23.6	23.6	24.2	23.8	20.3	0.0	0.0	23.5	23.9	22.4	0.0	23.6	23.2
Merlot	24.2	23.3	23.8	24.4	24.4	23.3	23.6	24.5	23.9	24.0	24.6	23.6	23.1	24.5	24.7	23.7	24.1	24.0	24.0
Meunier	21.5	0.0	21.5	19.8	0.0	0.0	0.0	25.7	0.0	0.0	0.0	0.0	0.0	0.0	0.0	0.0	0.0	21.3	19.8
Mission	0.0	0.0	0.0	0.0	0.0	22.5	0.0	0.0	0.0	25.8	0.0	23.5	22.8	22.6	25.0	24.0	0.0	22.9	23.8
Montepulciano	21.6	0.0	0.0	0.0	0.0	0.0	0.0	0.0	0.0	0.0	0.0	0.0	0.0	0.0	0.0	0.0	0.0	21.6	0.0
Muscat Hamburg	0.0	0.0	23.2	0.0	0.0	0.0	0.0	23.8	0.0	22.5	28.4	25.3	0.0	0.0	0.0	0.0	0.0	24.9	25.7
Nebbiolo	21.6	23.5	23.2	23.7	0.0	22.0	23.1	24.3	23.5	22.7	0.0	0.0	25.0	23.0	23.5	0.0	0.0	23.7	24.1
Negrette	0.0	0.0	24.5	0.0	0.0	0.0	22.0	0.0	0.0	0.0	0.0	0.0	0.0	0.0	0.0	0.0	0.0	22.1	22.7
Petite Sirah	23.3	23.5	23.4	23.8	24.1	24.0	21.8	24.0	24.3	24.0	24.8	23.2	23.5	23.5	25.2	24.6	24.5	23.9	23.7
Petite Verdot	22.4	24.4	23.1	24.2	0.0	23.6	23.8	24.5	24.6	24.3	24.5	0.0	0.0	24.0	0.0	23.9	0.0	23.0	23.9
Pfeffer Cabernet	0.0	0.0	0.0	0.0	0.0	0.0	23.1	0.0	0.0	0.0	0.0	0.0	0.0	0.0	0.0	0.0	0.0	23.1	24.0
Pinot Noir	22.6	20.8	22.7	22.8	24.6	24.1	24.0	24.3	23.5	23.9	23.8	24.2	22.9	21.5	0.0	0.0	24.9	23.3	23.1
Pinot St George	0.0	0.0	0.0	0.0	0.0	0.0	24.5	0.0	0.0	0.0	0.0	0.0	0.0	0.0	0.0	0.0	0.0	24.5	23.0
Pinotage	0.0	0.0	24.8	23.8	0.0	0.0	0.0	0.0	0.0	24.5	23.5	0.0	0.0	0.0	0.0	0.0	0.0	24.2	23.8
Portugieser Blauer	23.0	0.0	0.0	23.0	0.0	0.0	0.0	0.0	0.0	0.0	0.0	0.0	0.0	0.0	0.0	0.0	0.0	23.0	22.3
Primitivo	0.0	0.0	24.3	25.2	23.8	0.0	25.5	25.2	0.0	24.8	24.3	26.0	0.0	0.0	0.0	0.0	0.0	24.5	26.0
Refosco *	0.0	0.0	24.1	23.9	0.0	20.2	20.0	20.3	22.8	21.3	23.5	0.0	0.0	0.0	0.0	0.0	0.0	22.3	21.0
Royalty	0.0	0.0	0.0	0.0	0.0	0.0	0.0	0.0	0.0	0.0	0.0	24.7	23.0	22.9	0.0	24.0	0.0	23.0	22.2
Rubired	0.0	0.0	0.0	0.0	0.0	0.0	0.0	0.0	21.9	0.0	24.5	22.8	23.2	23.9	0.0	22.6	0.0	23.4	23.4
Ruby Cabernet	0.0	0.0	22.6	20.2	0.0	23.0	25.0	22.6	0.0	0.0	0.0	23.0	23.0	24.2	0.0	23.7	0.0	23.3	24.0
Salvador	0.0	0.0	0.0	0.0	0.0	0.0	0.0	0.0	0.0	0.0	0.0	21.5	25.2	23.0	24.5	23.0	0.0	23.0	21.5
Sangiovese *	24.1	23.3	24.5	24.5	24.7	23.4	23.7	23.9	24.1	24.2	24.9	21.7	21.1	22.7	24.5	23.7	18.7	23.3	24.2
Souzao	22.4	22.5	22.5	0.0	0.0	21.9	21.5	22.9	0.0	22.4	24.4	0.0	23.6	26.4					

TABLE 4: TONS OF GRAPES PURCHASED FOR WINE, CONCENTRATE, JUICE, VINEGAR, AND BEVERAGE BRANDY BY CALIFORNIA PROCESSORS FROM THE 2000 CROP BY TYPE, VARIETY, AND REPORTING DISTRICT WHERE GROWN, WITH COMPARISONS

Type and Variety	1	2	3	4	5	6	7	8	9	10
	Tons									
RAISIN GRAPES:										
Black Corinth *	0.0	0.0	0.0	0.0	0.0	0.0	0.0	0.0	0.0	0.0
Canner	0.0	0.0	0.0	0.0	0.0	0.0	0.0	0.0	0.0	0.0
Fiesta	0.0	0.0	0.0	0.0	0.0	0.0	0.0	0.0	0.0	0.0
Sultana	0.0	0.0	0.0	0.0	0.0	0.0	0.0	0.0	0.0	0.0
Thompson Seedless	0.0	0.0	0.0	0.0	0.0	0.0	0.0	278.0	0.0	0.0
Other Raisin 1/	0.0	0.0	0.0	0.0	0.0	0.0	0.0	0.0	0.0	0.0
TOTAL RAISIN	0.0	0.0	0.0	0.0	0.0	0.0	0.0	278.0	0.0	0.0
TABLE GRAPES:										
Beauty Seedless *	0.0	0.0	0.0	0.0	0.0	0.0	0.0	0.0	0.0	0.0
Black Monukka	0.0	0.0	0.0	0.0	0.0	0.0	0.0	0.0	0.0	0.0
Black Prince *	0.0	0.0	0.0	0.0	0.0	10.8	0.0	0.0	0.0	0.0
Blackrose	0.0	0.0	0.0	0.0	0.0	0.0	0.0	0.0	0.0	0.0
Calmeria	0.0	0.0	0.0	0.0	0.0	0.0	0.0	0.0	0.0	0.0
Cardinal	0.0	0.0	0.0	0.0	0.0	0.0	0.0	0.0	0.0	0.0
Christmas Rose	0.0	0.0	0.0	0.0	0.0	0.0	0.0	0.0	0.0	0.0
Concord	0.0	0.0	0.0	0.0	0.0	0.0	0.0	0.0	0.0	0.0
Emperatriz	0.0	0.0	0.0	0.0	0.0	0.0	0.0	0.0	0.0	0.0
Emperor	0.0	0.0	0.0	0.0	0.0	0.0	0.0	0.0	0.0	0.0
Exotic	0.0	0.0	0.0	0.0	0.0	0.0	0.0	0.0	0.0	0.0
Fantasy Seedless	0.0	0.0	0.0	0.0	0.0	0.0	0.0	0.0	0.0	0.0
Flame Seedless *	0.0	0.0	0.0	0.0	0.0	0.0	0.0	0.0	0.0	0.0
Flame Tokay	0.0	0.0	0.0	0.0	0.0	0.0	0.0	0.0	0.0	0.0
Italia	0.0	0.0	0.0	0.0	0.0	0.0	0.0	0.0	0.0	0.0
Malaga *	0.0	0.0	0.0	0.0	0.0	0.0	0.0	0.0	0.0	0.0
Marroo	0.0	0.0	0.0	0.0	0.0	0.0	0.0	0.0	0.0	0.0
Niabell	0.0	0.0	0.0	0.0	0.0	0.0	0.0	0.0	0.0	0.0
Perlette	0.0	0.0	0.0	0.0	0.0	0.0	0.0	0.0	0.0	0.0
Queen	0.0	0.0	0.0	0.0	0.0	0.0	0.0	0.0	0.0	0.0
Red Crimson *	0.0	0.0	0.0	0.0	0.0	0.0	0.0	0.0	0.0	0.0
Red Globe *	0.0	0.0	0.0	0.0	0.0	0.0	0.0	0.0	0.0	0.0
Red Malaga	0.0	0.0	0.0	0.0	0.0	0.0	0.0	0.0	0.0	0.0
Red Seedless	0.0	0.0	0.0	0.0	0.0	0.0	0.0	0.0	0.0	0.0
Ribier	0.0	0.0	0.0	0.0	0.0	0.0	0.0	0.0	0.0	0.0
Rouge	0.0	0.0	0.0	0.0	0.0	0.0	0.0	0.0	0.0	0.0
Ruby Seedless *	0.0	0.0	0.0	0.0	0.0	0.0	0.0	0.0	0.0	0.0
Sugraone *	0.0	0.0	0.0	0.0	0.0	0.0	0.0	0.0	0.0	0.0
Packinghouse Culls	0.0	0.0	0.0	0.0	0.0	0.0	0.0	0.0	0.0	0.0
Other Table 1/	0.0	0.0	0.0	0.0	0.0	0.0	0.0	0.0	0.0	0.0
TOTAL TABLE	0.0	0.0	0.0	0.0	0.0	10.8	0.0	0.0	0.0	0.0
WINE GRAPES (WHITE):										
Arneis	16.6	0.0	27.0	0.0	0.0	30.8	11.7	0.0	0.0	0.0
Burger *	0.0	0.0	0.0	0.0	0.0	0.0	0.0	0.0	0.0	0.0
Chardonnay	17,925.5	1,502.5	49,739.0	16,555.1	6,803.8	6,844.5	50,195.3	25,058.7	10,103.5	988.3
Chenin Blanc	1,230.2	44.8	439.0	1,080.2	1,112.5	3.1	4,841.9	811.3	470.7	129.9
Emerald Riesling	0.0	0.0	0.0	0.0	0.0	0.0	0.0	0.0	0.0	0.0
Flora	12.3	0.0	0.0	0.0	6.0	0.0	0.0	0.0	0.0	0.0
French Colombard	626.5	0.0	1,131.1	6.8	181.3	0.0	1,094.0	0.0	1,341.3	24.2
Gewurztraminer	778.5	71.8	590.0	54.5	0.0	314.0	1,712.2	943.1	0.0	7.9
Gray Riesling *	0.0	0.0	66.5	12.6	0.0	0.0	0.0	0.0	0.0	0.0
Green Hungarian	4.8	0.0	0.0	0.0	2.3	0.0	0.0	0.0	0.0	0.0
Kleinberger	0.0	0.0	5.4	0.0	0.0	0.0	0.0	0.0	0.0	0.0
Malvasia Bianca *	0.0	0.0	13.6	0.5	14.4	2.2	240.4	2.9	0.0	0.0
Marsanne	23.9	0.0	35.6	2.5	0.0	29.0	81.3	13.4	0.0	14.4
Melon	0.0	0.0	12.5	0.0	0.0	0.0	0.0	0.0	0.0	0.0
Muscat Blanc *	100.1	214.0	66.2	165.3	0.0	5.9	237.8	644.6	8.3	48.2
Muscat Orange	23.0	0.0	0.9	0.0	0.0	1.2	39.0	39.2	7.4	71.4
Muscat of Alexandria	0.0	0.0	0.0	0.0	0.0	0.0	0.0	0.0	15.2	0.0
Palomino *	9.4	0.0	21.0	0.0	0.0	40.8	0.0	0.0	0.0	0.0
Pedro Ximenes	0.0	0.0	0.0	0.0	0.0	0.0	0.0	0.0	0.0	0.0
Pinot Blanc	106.8	3.5	412.7	70.7	0.0	3.3	352.7	382.8	0.0	0.0
Pinot Gris *	134.6	0.0	376.6	331.4	132.5	57.3	901.1	308.1	3.5	12.9
Roussanne	23.5	0.0	26.2	0.6	0.0	3.6	5.0	74.3	0.0	17.4
Sauvignon Blanc	2,799.4	4,921.6	5,667.8	6,429.7	867.0	1,273.5	2,652.1	5,034.4	367.9	451.4
Sauvignon Musque	0.0	0.0	142.7	184.1	0.0	0.0	0.0	0.0	0.0	0.0
Sauvignon Vert *	0.0	0.0	17.2	2.2	0.0	0.0	0.0	0.0	0.0	0.0
Scheurebe	0.0	0.0	0.0	0.0	0.0	0.0	0.5	0.0	0.0	0.0
Semillon	53.9	149.5	417.8	573.1	173.9	34.2	33.2	393.8	0.2	35.6
St Emilion *	0.0	0.0	0.0	0.0	0.0	0.0	0.0	0.0	0.0	0.0
Sylvaner	0.0	0.0	0.0	0.0	0.0	0.0	0.0	23.4	0.0	0.0

TABLE 4: TONS OF GRAPES PURCHASED FOR WINE, CONCENTRATE, JUICE, VINEGAR, AND BEVERAGE BRANDY BY CALIFORNIA PROCESSORS FROM THE 2000 CROP BY TYPE, VARIETY, AND REPORTING DISTRICT WHERE GROWN, WITH COMPARISONS

Type and Variety	1	2	3	4	5	6	7	8	9	10
Tons										
WINE GRAPES (WHITE): (Cont'd.)										
Symphony	0.0	0.0	0.0	0.0	140.5	0.0	0.0	0.0	270.5	0.0
Tocai Friulano	27.7	0.0	8.4	0.0	0.0	31.0	17.0	6.9	0.0	0.0
Vernaccia	0.0	0.0	5.0	0.0	0.0	3.0	0.0	0.0	0.0	0.0
Viognier	400.9	61.0	345.1	167.2	143.6	192.5	294.4	514.0	1.5	75.3
White Riesling *	259.5	188.3	111.9	267.7	0.0	1.1	4,997.5	777.7	0.0	16.3
Other White 1/	10.9	5.0	17.9	3.6	0.0	7.0	1.1	0.0	0.0	2.8
TOTAL WHITE	24,568.0	7,162.0	59,697.1	25,907.8	9,577.8	8,878.0	67,708.2	35,028.6	12,590.0	1,896.0
WINE GRAPES (RED):										
Aglianico	0.0	0.3	1.0	0.0	0.0	0.0	0.0	0.0	0.0	8.5
Aleatico	0.0	0.0	19.0	0.0	0.0	0.0	0.0	0.0	0.0	0.0
Alicante Bouschet	1.5	0.0	110.9	0.0	1.8	25.1	0.0	0.0	0.0	1.2
Alvarelhao	0.0	0.0	0.0	0.0	0.0	0.0	0.0	4.1	0.0	0.3
Barbera	154.4	89.0	154.1	149.7	0.0	22.5	54.1	203.4	0.5	462.8
Black Malvoisie	0.4	0.0	0.0	0.0	0.0	0.0	0.0	0.0	0.0	0.0
Blaufraenkisch	0.0	0.0	0.0	0.0	0.0	0.0	0.0	12.6	0.0	0.0
Cabernet Franc	180.6	226.2	1,513.0	1,754.9	34.8	79.7	473.0	1,128.0	11.6	248.6
Cabernet Sauvignon	5,275.3	4,078.0	20,620.2	28,944.4	2,801.3	1,447.1	9,997.8	24,043.7	3,561.9	1,018.6
Carignane	3,059.4	0.0	735.7	41.4	106.3	577.5	11.1	0.0	0.5	12.9
Carmine	0.0	0.0	0.0	0.0	18.9	0.0	0.0	0.0	0.0	0.0
Carmelian	0.0	0.0	0.0	0.0	0.0	0.0	0.0	0.0	0.0	0.0
Centurian	0.0	0.0	0.0	0.0	0.0	0.0	0.0	0.0	0.0	0.0
Charbono	60.8	0.0	0.0	124.8	0.0	0.0	0.0	0.0	0.0	13.6
Cinsault	11.1	0.0	11.8	0.0	0.0	12.5	11.6	11.8	0.0	4.2
Counoise	0.0	0.0	0.0	0.0	0.0	7.9	0.0	21.8	0.0	0.0
Dolcetto	37.6	0.0	55.2	0.0	18.8	3.9	55.9	42.1	0.5	0.3
Durif	0.0	0.0	0.0	0.0	0.0	0.0	0.0	4.2	0.0	0.0
Early Burgundy	0.0	0.0	7.0	12.1	14.5	0.0	0.0	0.0	0.0	0.0
Freisa	0.0	0.0	4.7	0.0	0.0	5.5	15.2	6.2	0.0	0.0
Gamay *	163.7	73.4	180.0	536.0	596.1	0.0	683.4	258.6	0.2	0.0
Gamay Beaujolais	0.0	0.0	0.0	0.0	0.0	0.0	0.0	0.0	0.0	0.0
Grand Noir	0.0	0.0	0.0	0.0	0.0	4.8	0.0	0.0	0.0	0.0
Grenache	100.7	0.0	80.1	17.8	1.2	134.0	770.5	127.3	2,865.7	51.6
Grignolino	0.0	0.0	0.0	0.0	0.0	0.0	0.0	0.0	0.0	0.0
Lagrein	0.0	0.0	0.0	0.0	0.0	0.0	0.0	36.8	0.0	0.0
Malbec	0.0	8.1	160.5	186.6	0.0	8.0	12.7	83.8	2.2	3.3
Mataro *	3.7	0.0	73.9	3.8	0.0	805.5	17.9	124.9	1.9	80.1
Merlot	5,296.6	2,015.2	24,006.1	19,439.6	2,985.4	3,217.0	13,637.0	13,399.4	3,563.9	491.1
Meunier	12.6	0.0	402.1	165.3	0.0	0.0	0.0	33.7	0.0	0.0
Mission	0.0	0.0	0.0	0.0	0.0	0.6	0.0	0.0	0.0	3.0
Montepulciano	5.6	0.0	0.0	0.0	0.0	0.0	0.0	0.0	0.0	0.0
Muscat Hamburg	0.0	0.0	0.0	0.0	0.0	0.0	0.0	3.2	0.0	12.3
Nebbiolo	18.2	0.5	22.2	0.0	0.0	4.4	68.1	161.3	0.5	17.5
Negrette	0.0	0.0	0.0	0.0	0.0	0.0	31.0	0.0	0.0	0.0
Petite Sirah	658.2	104.0	502.3	612.3	50.9	65.5	562.8	1,087.1	210.0	57.8
Petite Verdot	16.6	7.3	142.6	256.1	0.0	5.5	10.1	141.6	0.5	1.5
Pfeffer Cabernet	0.0	0.0	0.0	0.0	0.0	0.0	7.2	0.0	0.0	0.0
Pinot Noir	2,377.2	1.6	10,671.0	4,603.6	803.2	274.3	9,567.8	4,484.8	62.0	6.2
Pinot St George	0.0	0.0	0.0	0.0	0.0	0.0	2.0	0.0	0.0	0.0
Pinotage	0.0	0.0	14.1	1.0	0.0	0.0	0.0	0.0	0.0	2.5
Portugieser Blauer	3.5	0.0	0.0	7.1	0.0	0.0	0.0	0.0	0.0	0.0
Primitivo	0.0	0.0	29.1	3.7	10.3	0.0	7.7	15.4	0.0	14.4
Refosco *	0.0	0.0	0.6	0.8	0.0	1.0	48.3	87.8	0.6	0.0
Royalty	0.0	0.0	0.0	0.0	0.0	0.0	0.0	0.0	0.0	0.0
Rubired	0.0	0.0	0.0	0.0	0.0	0.0	0.0	0.0	0.0	0.0
Ruby Cabernet	0.0	0.0	10.6	0.0	0.0	0.0	0.0	0.0	0.0	0.0
Salvador	0.0	0.0	0.0	0.0	0.0	0.0	0.0	0.0	0.0	0.0
Sangiovese *	313.4	11.4	871.0	1,217.9	126.4	37.6	723.5	404.7	98.0	339.6
Souzao	11.8	1.5	0.0	0.0	0.0	2.9	7.6	2.2	0.0	0.0
Syrah *	712.8	371.8	2,403.9	955.9	245.8	269.4	1,212.0	5,584.8	693.6	547.8
Tannat	0.0	0.0	0.0	0.0	0.0	0.0	0.0	0.0	0.0	0.0
Tempranillo *	0.0	0.0	48.7	9.6	0.0	0.0	0.0	3.4	3.4	35.5
Teroldego	0.0	0.0	0.0	0.0	0.0	19.7	6.7	0.5	0.0	0.0
Terret Noir	0.0	0.0	0.0	0.0	0.0	0.0	0.0	0.0	0.0	0.0
Tinta Cao	0.0	1.5	0.0	0.0	0.0	0.0	0.0	1.0	0.0	11.8
Tinta Madeira	0.0	1.5	0.0	0.0	0.0	0.0	0.0	0.0	0.0	0.0
Touriga	0.0	1.5	0.0	0.0	0.0	0.0	0.0	0.8	0.0	0.0
Touriga Nacional	0.0	0.0	0.0	0.0	0.0	0.0	0.0	1.8	0.0	3.8
Trousseau	0.0	0.0	0.0	0.0	0.0	0.0	10.6	0.0	0.0	0.0
Verdelho	0.0	0.0	0.0	0.0	0.0	0.0	1.1	0.0	0.0	0.0
Zinfandel	5,134.5	1,836.4	10,978.8	4,283.4	605.3	1,797.2	1,738.7	8,317.8	17,726.5	5,814.8
Other Red 1/	13.0	0.0	189.0	3.9	0.0	3.4	11.2	6.5	39.0	45.2
TOTAL RED	23,623.2	8,829.2	74,019.2	63,331.7	8,421.0	8,832.5	39,756.6	59,847.1	28,843.0	9,310.8
TOTAL WINE	48,191.2	15,991.2	133,716.3	89,239.5	17,998.8	17,710.5	107,464.8	94,875.7	41,433.0	11,206.8
TOTAL ALL VARIETIES	48,191.2	15,991.2	133,716.3	89,239.5	17,998.8	17,721.3	107,464.8	95,153.7	41,433.0	11,206.8

TABLE 4: TONS OF GRAPES PURCHASED FOR WINE, CONCENTRATE, JUICE, VINEGAR, AND BEVERAGE BRANDY BY CALIFORNIA PROCESSORS FROM THE 2000 CROP BY TYPE, VARIETY, AND REPORTING DISTRICT WHERE GROWN, WITH COMPARISONS

Type and Variety	11	12	13	14	15	16	17	2000 State Total	1999 State Total
	Tons								
RAISIN GRAPES:									
Black Corinth *	0.0	0.0	118.6	0.0	0.0	0.0	0.0	118.6	1,534.0
Canner	0.0	0.0	443.4	0.0	0.0	0.0	0.0	443.4	817.9
Fiesta	0.0	0.0	21,453.8	0.0	0.0	0.0	0.0	21,453.8	13,390.2
Sultana	0.0	0.0	0.0	0.0	0.0	0.0	0.0	0.0	118.4
Thompson Seedless	0.0	5,485.1	366,408.2	29,132.2	0.0	0.0	0.0	401,303.5	328,744.7
Other Raisin 1/	0.0	0.0	0.0	1,241.8	0.0	0.0	0.0	1,241.8	91.0
TOTAL RAISIN	0.0	5,485.1	388,424.0	30,374.0	0.0	0.0	0.0	424,561.1	344,696.2
TABLE GRAPES:									
Beauty Seedless *	0.0	0.0	0.0	0.0	0.0	0.0	0.0	0.0	55.4
Black Monukka	0.0	0.0	22.6	0.0	0.0	0.0	0.0	22.6	105.7
Black Prince *	0.0	0.0	0.0	0.0	0.0	10.2	0.0	21.0	11.4
Blackrose	0.0	0.0	0.0	0.0	0.0	0.0	0.0	0.0	12.5
Calmeria	0.0	0.0	0.0	10.0	0.0	0.0	0.0	10.0	104.9
Cardinal	0.0	0.0	0.0	9.7	0.0	0.0	0.0	9.7	0.0
Christmas Rose	0.0	0.0	0.0	94.3	0.0	0.0	0.0	94.3	400.9
Concord	0.0	0.0	10.3	0.0	0.0	0.0	0.0	10.3	156.5
Emperatriz	0.0	0.0	0.0	0.0	0.0	0.0	0.0	0.0	217.4
Emperor	0.0	0.0	41.0	0.0	0.0	0.0	0.0	41.0	3,744.1
Exotic	0.0	0.0	0.0	29.2	0.0	0.0	0.0	29.2	315.9
Fantasy Seedless	0.0	0.0	0.0	153.7	0.0	0.0	0.0	153.7	0.0
Flame Seedless *	0.0	0.0	31.0	3,885.2	0.0	0.0	0.0	3,916.2	13,320.8
Flame Tokay	25,146.8	0.0	0.0	0.0	0.0	0.0	0.0	25,146.8	12,611.3
Italia	0.0	0.0	0.0	40.2	0.0	0.0	0.0	40.2	79.7
Malaga *	0.0	0.0	5,061.5	1,698.3	0.0	0.0	0.0	6,759.8	5,228.4
Marroo	0.0	0.0	242.6	0.0	0.0	0.0	0.0	242.6	272.3
Niabell	0.0	0.0	0.0	0.0	0.0	0.0	0.0	0.0	95.9
Perlette	0.0	0.0	0.0	48.8	0.0	0.0	0.0	48.8	0.0
Queen	0.0	0.0	0.0	0.0	0.0	0.0	0.0	0.0	107.7
Red Crimson *	0.0	0.0	103.8	0.0	0.0	0.0	0.0	103.8	243.1
Red Globe *	0.0	0.0	22.3	480.3	0.0	0.0	0.0	502.6	6,392.6
Red Malaga	0.0	0.0	0.0	0.0	0.0	0.0	0.0	0.0	16.9
Red Seedless	0.0	0.0	0.0	95.5	0.0	0.0	0.0	95.5	586.1
Ribier	0.0	0.0	0.0	181.9	0.0	0.0	0.0	181.9	1,630.6
Rouge	0.0	0.0	0.0	0.0	0.0	0.0	0.0	0.0	2.8
Ruby Seedless *	0.0	0.0	0.0	2,823.7	0.0	0.0	0.0	2,823.7	7,616.1
Sugraone *	0.0	0.0	0.0	0.0	0.0	0.0	0.0	0.0	682.7
Packinghouse Culls	0.0	0.0	0.0	0.0	0.0	0.0	0.0	0.0	10.7
Other Table 1/	0.0	0.0	7,995.2	7,812.3	0.0	0.0	0.0	15,807.5	40,945.7
TOTAL TABLE	25,146.8	0.0	13,530.3	17,363.1	0.0	10.2	0.0	56,061.2	94,968.1
WINE GRAPES (WHITE):									
Arneis	0.0	0.0	0.0	0.0	0.0	0.0	0.0	86.1	0.0
Burger *	11,879.8	1,764.2	19,947.7	6,340.9	0.0	0.0	0.0	39,932.6	32,258.2
Chardonnay	120,371.4	38,432.1	51,659.7	28,454.2	1.1	1,601.1	38,730.9	464,966.7	336,302.8
Chenin Blanc	5,402.8	15,736.0	78,056.2	25,661.3	0.0	0.0	6,246.1	141,266.0	130,200.9
Emerald Riesling	0.0	0.0	312.9	2,141.1	0.0	0.0	0.0	2,454.0	2,940.8
Flora	0.0	0.0	0.0	0.0	0.0	0.0	0.0	18.3	13.0
French Colombard	11,287.5	48,328.8	270,556.3	65,338.2	0.0	0.0	415.7	400,331.7	364,688.6
Gewurztraminer	21.8	0.0	46.3	0.0	0.0	0.0	279.9	4,820.0	3,515.2
Gray Riesling *	46.3	0.0	0.0	0.0	0.0	0.0	0.0	125.4	170.7
Green Hungarian	0.0	0.0	0.0	104.9	0.0	0.0	0.0	112.0	127.8
Kleinberger	0.0	0.0	0.0	0.0	0.0	0.0	0.0	5.4	3.9
Malvasia Bianca *	2,991.6	3,547.2	2,190.8	662.7	0.0	0.0	0.0	9,666.3	6,748.5
Marsanne	0.0	0.0	0.0	0.0	0.0	0.0	0.0	200.1	131.4
Melon	0.0	0.0	0.0	0.0	0.0	0.0	0.0	12.5	42.6
Muscat Blanc *	224.4	29.6	4,175.9	0.0	0.0	49.7	145.8	6,115.8	5,365.4
Muscat Orange	203.2	124.4	149.5	0.0	0.0	0.0	0.0	659.2	420.1
Muscat of Alexandria	0.0	0.0	33,082.8	19,359.2	1.3	6.7	0.0	52,465.2	38,412.2
Palomino *	0.0	0.0	5,135.1	443.9	0.0	9.5	0.0	5,659.7	5,547.3
Pedro Ximenes	0.0	0.0	0.0	0.0	0.0	0.0	0.0	0.0	18.8
Pinot Blanc	0.0	0.0	0.0	0.0	0.0	40.4	0.0	1,372.9	1,697.3
Pinot Gris *	841.9	925.7	0.0	1,277.2	0.0	0.0	93.3	5,396.1	2,671.3
Roussanne	0.0	0.0	0.0	0.0	0.0	1.2	0.0	151.8	106.7
Sauvignon Blanc	17,588.7	5,773.2	1,356.7	1,347.1	0.7	154.4	2,970.7	59,656.3	43,366.4
Sauvignon Musque	0.0	0.0	0.0	0.0	0.0	0.0	0.0	326.8	158.0
Sauvignon Vert *	0.0	0.0	0.0	0.0	0.0	0.0	0.0	19.4	14.8
Scheurebe	0.0	0.0	0.0	0.0	0.0	0.0	0.0	0.5	0.9
Semillon	2,212.2	1,301.7	1,398.4	659.7	0.0	0.0	0.0	7,437.2	7,307.4
St Emilion *	0.0	0.0	2,534.5	0.0	24.2	0.0	0.0	2,558.7	1,774.0
Sylvaner	0.0	0.0	0.0	0.0	0.0	0.0	0.0	23.4	34.1

TABLE 4: TONS OF GRAPES PURCHASED FOR WINE, CONCENTRATE, JUICE, VINEGAR, AND BEVERAGE BRANDY BY CALIFORNIA PROCESSORS FROM THE 2000 CROP BY TYPE, VARIETY, AND REPORTING DISTRICT WHERE GROWN, WITH COMPARISONS

Type and Variety	11	12	13	14	15	16	17	2000 State Total	1999 State Total
Tons									
WINE GRAPES (WHITE): (Cont'd.)									
Symphony	510.4	138.6	3,868.2	602.0	0.0	0.0	916.6	6,446.8	6,329.6
Tocai Friulano	0.0	0.0	0.0	0.0	0.0	0.0	0.0	91.0	47.4
Vernaccia	0.0	0.0	0.0	0.0	0.0	0.0	0.0	8.0	0.6
Viognier	1,292.0	143.5	837.1	171.0	0.0	21.4	154.0	4,814.5	3,286.3
White Riesling *	0.0	0.0	0.0	0.0	0.0	47.9	0.0	6,667.9	5,582.7
Other White 1/	0.0	99.0	1,093.8	234.3	0.0	0.0	0.0	1,475.4	1,514.0
TOTAL WHITE	174,874.0	116,344.0	476,401.9	152,797.7	27.3	1,932.3	49,953.0	1,225,343.7	1,000,799.7
WINE GRAPES (RED):									
Aglianico	0.0	0.0	0.0	0.0	0.0	0.0	0.0	9.8	5.8
Aleatico	0.0	0.0	133.8	0.0	0.9	0.0	0.0	153.7	126.6
Alicante Bouschet	475.4	53.5	1,824.9	1,764.0	3.0	5.0	32.0	4,298.3	4,567.8
Alvarelhao	15.1	0.0	0.0	0.0	0.0	0.0	0.0	19.5	30.7
Barbera	1,134.1	3,330.3	94,525.9	7,798.5	0.0	16.6	0.0	108,095.9	96,419.7
Black Malvoisie	0.0	0.0	0.0	484.1	0.0	0.0	0.0	484.5	466.0
Blaufraenkisch	0.0	0.0	0.0	0.0	0.0	0.0	0.0	12.6	0.0
Cabernet Franc	2,877.5	25.2	6.5	151.7	2.5	33.3	0.0	8,747.1	6,070.7
Cabernet Sauvignon	96,657.0	22,792.2	37,236.9	18,100.7	2.0	557.3	1,703.0	278,837.4	209,133.8
Carignane	8,231.0	6,683.0	31,139.2	4,331.6	0.0	45.8	0.0	54,975.4	54,045.2
Carmine	0.0	0.0	184.3	421.1	0.0	0.0	0.0	624.3	677.8
Carmelian	0.0	0.0	3,951.8	3,778.8	0.0	0.0	0.0	7,730.6	7,203.7
Centurian	0.0	0.0	1,566.6	0.0	0.0	0.0	0.0	1,566.6	1,627.9
Charbono	0.0	0.0	0.0	0.0	0.0	0.0	0.0	199.2	177.6
Cinsault	0.0	0.0	0.0	0.0	0.0	14.0	21.3	98.3	80.3
Counoise	0.0	0.0	0.0	0.0	0.0	0.0	0.0	29.7	21.3
Dolcetto	27.9	0.0	0.0	0.0	0.0	0.0	0.0	242.2	358.6
Durif	0.0	0.0	0.0	0.0	0.0	0.0	0.0	4.2	0.0
Early Burgundy	0.0	0.0	0.0	0.0	0.0	0.0	0.0	33.6	39.1
Freisa	0.0	0.0	0.0	0.0	0.0	0.0	0.0	31.6	12.7
Gamay *	553.3	0.0	770.2	864.8	0.0	0.0	158.3	4,838.0	4,939.4
Gamay Beaujolais	0.0	0.0	0.0	0.0	0.0	0.0	0.0	0.0	56.0
Grand Noir	0.0	0.0	0.0	0.0	0.0	0.0	0.0	4.8	3.4
Grenache	172.5	14,079.7	72,598.1	13,071.1	54.5	197.7	225.9	104,548.4	89,370.4
Grignolino	0.0	0.0	0.0	0.0	0.0	0.0	0.0	0.0	1.6
Lagrein	0.0	0.0	106.0	0.0	0.0	0.0	0.0	142.8	0.0
Malbec	868.1	0.0	0.0	10.0	0.0	0.0	0.0	1,343.3	403.3
Mataro *	7.0	0.0	0.0	0.0	23.5	60.9	84.3	1,287.4	1,271.5
Merlot	70,176.8	20,592.7	41,915.6	10,215.2	3.9	623.0	7,428.9	239,007.4	191,596.7
Meunier	0.0	0.0	0.0	0.0	0.0	0.0	0.0	613.7	388.3
Mission	0.0	1,671.6	4,795.4	1,690.6	0.0	28.4	0.0	8,189.6	3,756.0
Montepulciano	0.0	0.0	0.0	0.0	0.0	0.0	0.0	5.6	0.0
Muscat Hamburg	5.0	116.0	0.0	0.0	0.0	0.0	0.0	136.5	112.0
Nebbiolo	0.0	0.0	0.0	6.0	0.0	10.9	0.0	309.6	391.6
Negrette	0.0	0.0	0.0	0.0	0.0	0.0	0.0	31.0	18.5
Petite Sirah	3,279.9	521.0	316.0	0.0	1.5	0.0	779.0	8,808.3	5,949.4
Petite Verdot	180.5	0.0	0.0	3.3	0.0	0.0	0.0	765.6	427.7
Pfeffer Cabernet	0.0	0.0	0.0	0.0	0.0	0.0	0.0	7.2	2.7
Pinot Noir	1,059.3	975.9	71.7	35.5	0.0	0.0	295.7	35,289.8	24,239.9
Pinot St George	0.0	0.0	0.0	0.0	0.0	0.0	0.0	2.0	0.0
Pinotage	0.0	0.0	0.0	0.0	0.0	0.0	0.0	17.6	6.9
Portugieser Blauer	0.0	0.0	0.0	0.0	0.0	0.0	0.0	10.6	20.7
Primitivo	325.4	5.7	0.0	0.0	0.0	0.0	0.0	411.7	283.8
Refosco *	257.3	0.0	0.0	0.0	0.0	0.0	0.0	396.4	87.2
Royalty	0.0	71.3	4,005.7	1,907.3	0.0	0.0	0.0	5,984.3	6,504.5
Rubired	403.6	8,488.9	79,974.0	38,241.6	0.0	0.0	0.0	127,108.1	94,474.4
Ruby Cabernet	0.0	9,064.2	40,028.2	17,849.1	0.0	0.0	0.0	66,952.1	51,938.2
Salvador	0.0	45.5	167.8	5,703.1	0.0	0.2	0.0	5,916.6	5,218.7
Sangiovese *	3,743.8	3,467.3	2,150.9	589.1	8.5	37.1	0.0	14,140.2	12,795.8
Souzao	21.0	0.0	50.5	0.0	0.0	0.0	0.0	97.5	107.8
Syrah *	10,636.7	3,628.3	15,047.9	3,957.9	3.5	70.0	1,509.6	47,851.7	31,480.7
Tannat	182.4	0.0	1.6	0.0	0.0	0.0	0.0	184.0	34.7
Tempranillo *	0.0	1,424.0	1,453.6	560.9	0.0	1.8	0.0	3,540.9	2,706.9
Teroldego	0.0	0.0	0.0	0.0	0.0	0.0	0.0	26.9	12.9
Terret Noir	0.0	0.0	0.0	0.0	0.0	1.3	0.0	1.3	0.0
Tinta Cao	9.6	0.0	0.0	0.0	0.0	0.0	0.0	23.9	32.8
Tinta Madeira	0.0	0.0	0.0	0.0	0.0	0.0	0.0	1.5	0.4
Touriga	8.0	0.0	0.0	0.0	0.0	0.0	0.0	10.3	76.7
Touriga Nacional	32.1	0.0	0.0	0.0	0.0	0.0	0.0	37.7	0.0
Trousseau	7.8	0.0	0.0	0.0	0.0	0.0	0.0	18.4	17.4
Verdelho	6.7	0.0	0.0	0.0	0.0	0.0	0.0	7.8	0.0
Zinfandel	154,271.0	48,635.7	75,967.7	28,375.5	85.5	776.0	4,113.0	370,457.8	300,633.4
Other Red 1/	17.6	2,202.3	431.5	72.8	4.1	0.0	0.0	3,039.5	4,107.5
TOTAL RED	355,643.4	147,874.3	510,422.3	159,984.3	193.4	2,479.3	16,351.0	1,517,762.3	1,214,535.1
TOTAL WINE	530,517.4	264,218.3	986,824.2	312,782.0	220.7	4,411.6	66,304.0	2,743,106.0	2,215,334.8
TOTAL ALL VARIETIES	555,664.2	269,703.4	1,388,778.5	360,519.1	220.7	4,421.8	66,304.0	3,223,728.3	2,654,999.1

* Synonyms for variety names are shown on Page 5.
1/ Other categories include minor and mixed varieties.

TABLE 5: WEIGHTED AVERAGE DEGREES BRIX FOR ALL GRAPES PURCHASED FOR WINE, CONCENTRATE, JUICE, VINEGAR, AND BEVERAGE BRANDY BY CALIFORNIA PROCESSORS FROM THE 2000 CROP BY TYPE, VARIETY, AND REPORTING DISTRICT WHERE GROWN, WITH COMPARISONS

Type and Variety	1	2	3	4	5	6	7	8	9	10	11	12	13	14	15	16	17	2000 State Total	1999 State Total
	Degrees Brix																		
RAISIN GRAPES:																			
Black Corinth *	0.0	0.0	0.0	0.0	0.0	0.0	0.0	0.0	0.0	0.0	0.0	0.0	21.4	0.0	0.0	0.0	0.0	21.4	22.4
Canner	0.0	0.0	0.0	0.0	0.0	0.0	0.0	0.0	0.0	0.0	0.0	0.0	15.6	0.0	0.0	0.0	0.0	15.6	15.6
Fiesta	0.0	0.0	0.0	0.0	0.0	0.0	0.0	0.0	0.0	0.0	0.0	0.0	22.2	0.0	0.0	0.0	0.0	22.2	22.5
Sultana	0.0	0.0	0.0	0.0	0.0	0.0	0.0	0.0	0.0	0.0	0.0	0.0	0.0	0.0	0.0	0.0	0.0	0.0	18.9
Thompson Seedless	0.0	0.0	0.0	0.0	0.0	0.0	0.0	22.8	0.0	0.0	0.0	22.3	21.9	22.3	0.0	0.0	0.0	21.9	21.2
Other Raisin 1/	0.0	0.0	0.0	0.0	0.0	0.0	0.0	0.0	0.0	0.0	0.0	0.0	0.0	18.3	0.0	0.0	0.0	18.3	21.6
TOTAL RAISIN	0.0	0.0	0.0	0.0	0.0	0.0	0.0	22.8	0.0	0.0	0.0	22.3	21.9	22.2	0.0	0.0	0.0	21.9	21.2
TABLE GRAPES:																			
Beauty Seedless *	0.0	0.0	0.0	0.0	0.0	0.0	0.0	0.0	0.0	0.0	0.0	0.0	0.0	0.0	0.0	0.0	0.0	0.0	22.9
Black Monukka	0.0	0.0	0.0	0.0	0.0	0.0	0.0	0.0	0.0	0.0	0.0	0.0	23.0	0.0	0.0	0.0	0.0	23.0	21.8
Black Prince *	0.0	0.0	0.0	0.0	0.0	23.9	0.0	0.0	0.0	0.0	0.0	0.0	0.0	0.0	0.0	26.0	0.0	24.9	21.6
Blackrose	0.0	0.0	0.0	0.0	0.0	0.0	0.0	0.0	0.0	0.0	0.0	0.0	0.0	0.0	0.0	0.0	0.0	0.0	17.5
Calmeria	0.0	0.0	0.0	0.0	0.0	0.0	0.0	0.0	0.0	0.0	0.0	0.0	0.0	20.7	0.0	0.0	0.0	20.7	21.6
Cardinal	0.0	0.0	0.0	0.0	0.0	0.0	0.0	0.0	0.0	0.0	0.0	0.0	0.0	21.9	0.0	0.0	0.0	21.9	0.0
Christmas Rose	0.0	0.0	0.0	0.0	0.0	0.0	0.0	0.0	0.0	0.0	0.0	0.0	0.0	21.2	0.0	0.0	0.0	21.2	22.5
Concord	0.0	0.0	0.0	0.0	0.0	0.0	0.0	0.0	0.0	0.0	0.0	0.0	19.6	0.0	0.0	0.0	0.0	19.6	19.3
Emperatriz	0.0	0.0	0.0	0.0	0.0	0.0	0.0	0.0	0.0	0.0	0.0	0.0	0.0	0.0	0.0	0.0	0.0	0.0	20.2
Emperor	0.0	0.0	0.0	0.0	0.0	0.0	0.0	0.0	0.0	0.0	0.0	0.0	16.1	0.0	0.0	0.0	0.0	16.1	20.9
Exotic	0.0	0.0	0.0	0.0	0.0	0.0	0.0	0.0	0.0	0.0	0.0	0.0	0.0	19.4	0.0	0.0	0.0	19.4	21.2
Fantasy Seedless	0.0	0.0	0.0	0.0	0.0	0.0	0.0	0.0	0.0	0.0	0.0	0.0	0.0	24.2	0.0	0.0	0.0	24.2	0.0
Flame Seedless *	0.0	0.0	0.0	0.0	0.0	0.0	0.0	0.0	0.0	0.0	0.0	0.0	24.8	23.7	0.0	0.0	0.0	23.7	22.0
Flame Tokay	0.0	0.0	0.0	0.0	0.0	0.0	0.0	0.0	0.0	0.0	16.7	0.0	0.0	0.0	0.0	0.0	0.0	16.7	17.1
Italia	0.0	0.0	0.0	0.0	0.0	0.0	0.0	0.0	0.0	0.0	0.0	0.0	0.0	21.9	0.0	0.0	0.0	21.9	19.9
Malaga *	0.0	0.0	0.0	0.0	0.0	0.0	0.0	0.0	0.0	0.0	0.0	0.0	19.7	20.8	0.0	0.0	0.0	20.0	20.2
Marroo	0.0	0.0	0.0	0.0	0.0	0.0	0.0	0.0	0.0	0.0	0.0	0.0	23.3	0.0	0.0	0.0	0.0	23.3	22.1
Niabell	0.0	0.0	0.0	0.0	0.0	0.0	0.0	0.0	0.0	0.0	0.0	0.0	0.0	0.0	0.0	0.0	0.0	0.0	19.7
Perlette	0.0	0.0	0.0	0.0	0.0	0.0	0.0	0.0	0.0	0.0	0.0	0.0	0.0	21.2	0.0	0.0	0.0	21.2	0.0
Queen	0.0	0.0	0.0	0.0	0.0	0.0	0.0	0.0	0.0	0.0	0.0	0.0	0.0	0.0	0.0	0.0	0.0	0.0	22.1
Red Crimson *	0.0	0.0	0.0	0.0	0.0	0.0	0.0	0.0	0.0	0.0	0.0	0.0	22.8	0.0	0.0	0.0	0.0	22.8	20.9
Red Globe *	0.0	0.0	0.0	0.0	0.0	0.0	0.0	0.0	0.0	0.0	0.0	0.0	19.2	21.2	0.0	0.0	0.0	21.1	20.2
Red Malaga	0.0	0.0	0.0	0.0	0.0	0.0	0.0	0.0	0.0	0.0	0.0	0.0	0.0	0.0	0.0	0.0	0.0	0.0	21.4
Red Seedless	0.0	0.0	0.0	0.0	0.0	0.0	0.0	0.0	0.0	0.0	0.0	0.0	0.0	20.7	0.0	0.0	0.0	20.7	22.3
Ribier	0.0	0.0	0.0	0.0	0.0	0.0	0.0	0.0	0.0	0.0	0.0	0.0	0.0	18.7	0.0	0.0	0.0	18.7	18.8
Rouge	0.0	0.0	0.0	0.0	0.0	0.0	0.0	0.0	0.0	0.0	0.0	0.0	0.0	0.0	0.0	0.0	0.0	0.0	20.7
Ruby Seedless *	0.0	0.0	0.0	0.0	0.0	0.0	0.0	0.0	0.0	0.0	0.0	0.0	0.0	22.8	0.0	0.0	0.0	22.8	22.3
Sugraone *	0.0	0.0	0.0	0.0	0.0	0.0	0.0	0.0	0.0	0.0	0.0	0.0	0.0	0.0	0.0	0.0	0.0	0.0	19.1
Packinghouse Culls	0.0	0.0	0.0	0.0	0.0	0.0	0.0	0.0	0.0	0.0	0.0	0.0	0.0	0.0	0.0	0.0	0.0	0.0	21.0
Other Table 1/	0.0	0.0	0.0	0.0	0.0	0.0	0.0	0.0	0.0	0.0	0.0	0.0	23.1	23.3	0.0	0.0	0.0	23.2	22.1
TOTAL TABLE	0.0	0.0	0.0	0.0	0.0	23.9	0.0	0.0	0.0	0.0	16.7	0.0	21.8	22.9	0.0	26.0	0.0	19.8	21.1
WINE GRAPES (WHITE):																			
Arneis	22.5	0.0	22.0	0.0	0.0	22.9	23.4	0.0	0.0	0.0	0.0	0.0	0.0	0.0	0.0	0.0	0.0	22.6	0.0
Burger *	0.0	0.0	0.0	0.0	0.0	0.0	0.0	0.0	0.0	0.0	15.9	16.3	17.1	16.2	0.0	0.0	0.0	16.6	16.0
Chardonnay	23.8	22.9	23.2	23.3	24.0	23.7	23.4	23.6	23.9	23.8	23.9	23.6	23.0	23.1	21.5	23.3	24.1	23.6	23.6
Chenin Blanc	22.2	22.4	23.2	23.0	21.5	21.2	21.3	22.5	22.7	22.0	21.3	21.2	20.3	20.2	0.0	0.0	21.5	20.6	20.3
Emerald Riesling	0.0	0.0	0.0	0.0	0.0	0.0	0.0	0.0	0.0	0.0	0.0	0.0	23.0	22.0	0.0	0.0	0.0	22.1	21.9
Flora	24.0	0.0	0.0	0.0	22.5	0.0	0.0	0.0	0.0	0.0	0.0	0.0	0.0	0.0	0.0	0.0	0.0	23.5	21.8
French Colombard	21.0	0.0	19.4	20.9	22.1	0.0	21.4	0.0	22.4	22.6	21.1	21.1	20.8	21.2	0.0	0.0	19.5	20.9	21.0
Gewurztraminer	23.1	22.3	23.1	22.9	0.0	24.7	23.3	24.3	0.0	23.6	23.6	0.0	21.5	0.0	0.0	0.0	25.8	23.6	22.6
Gray Riesling *	0.0	0.0	20.8	24.4	0.0	0.0	0.0	0.0	0.0	0.0	0.0	21.5	0.0	0.0	0.0	0.0	0.0	21.4	20.4
Green Hungarian	19.0	0.0	0.0	0.0	20.1	0.0	0.0	0.0	0.0	0.0	0.0	0.0	0.0	19.0	0.0	0.0	0.0	19.0	19.0
Kleinberger	0.0	0.0	20.3	0.0	0.0	0.0	0.0	0.0	0.0	0.0	0.0	0.0	0.0	0.0	0.0	0.0	0.0	20.3	21.2
Malvasia Bianca *	0.0	0.0	23.7	22.7	23.6	23.4	22.4	22.5	0.0	0.0	17.3	18.6	21.0	23.6	0.0	0.0	0.0	19.2	19.4
Marsanne	19.8	0.0	23.3	24.8	0.0	20.8	23.8	22.4	0.0	24.4	0.0	0.0	0.0	0.0	0.0	0.0	0.0	22.8	22.5
Melon	0.0	0.0	24.6	0.0	0.0	0.0	0.0	0.0	0.0	0.0	0.0	0.0	0.0	0.0	0.0	0.0	0.0	24.6	23.4
Muscat Blanc *	24.2	23.9	23.9	25.1	0.0	22.3	23.2	24.0	24.9	25.4	21.3	21.5	23.1	0.0	0.0	23.8	22.2	23.3	22.5
Muscat Orange	25.1	0.0	24.1	0.0	0.0	25.9	23.3	24.1	25.0	24.8	23.0	22.2	21.8	0.0	0.0	0.0	0.0	22.9	23.3
Muscat of Alexandria	0.0	0.0	0.0	0.0	0.0	0.0	0.0	0.0	21.5	0.0	0.0	0.0	22.2	21.6	24.7	23.2	0.0	22.0	22.3
Palomino *	20.0	0.0	20.0	0.0	0.0	23.2	0.0	0.0	0.0	0.0	0.0	0.0	20.1	20.2	0.0	23.7	0.0	20.2	20.9
Pedro Ximenes	0.0	0.0	0.0	0.0	0.0	0.0	0.0	0.0	0.0	0.0	0.0	0.0	0.0	0.0	0.0	0.0	0.0	0.0	18.9
Pinot Blanc	22.5	22.3	22.4	20.7	0.0	25.0	21.0	23.0	0.0	0.0	0.0	0.0	0.0	0.0	0.0	21.8	0.0	22.1	21.9
Pinot Gris *	22.8	0.0	22.9	23.1	22.3	24.7	22.9	23.8	21.6	24.1	23.6	22.1	0.0	23.4	0.0	0.0	20.6	23.0	22.3
Roussanne	23.6	0.0	23.3	24.0	0.0	21.7	23.0	23.4	0.0	23.4	0.0	0.0	0.0	0.0	0.0	22.1	0.0	23.3	24.2
Sauvignon Blanc	22.9	22.5	22.6	23.0	21.7	23.8	22.8	23.5	22.9	23.9	22.4	21.7	23.6	25.2	24.7	22.9	22.8	22.7	22.8
Sauvignon Musque	0.0	0.0	23.6	21.7	0.0	0.0	0.0	0.0	0.0	0.0	0.0	0.0	0.0	0.0	0.0	0.0	0.0	22.5	23.7
Sauvignon Vert *	0.0	0.0	24.6	22.1	0.0	0.0	0.0	0.0	0.0	0.0	0.0	0.0	0.0	0.0	0.0	0.0	0.0	24.3	22.8
Scheurebe	0.0	0.0	0.0	0.0	0.0	23.0	0.0	0.0	0.0	0.0	0.0	0.0	0.0	0.0	0.0	0.0	0.0	23.0	20.2
Semillon	21.6	21.8	21.3	23.0	24.5	23.8	22.7	23.0	23.9	22.8	21.3	21.0	23.3	23.3	0.0	0.0	0.0	22.1	21.5
St Emilion *	0.0	0.0	0.0	0.0	0.0	0.0	0.0	0.0	0.0	0.0	0.0	0.0	19.6	0.0	25.2	0.0	0.0	19.7	19.2
Sylvaner	0.0	0.0	0.0	0.0	0.0	0.0	20.6	0.0	0.0	0.0	0.0	0.0	0.0	0.0	0.0	0.0	0.0	20.6	22.2

TABLE 5: WEIGHTED AVERAGE DEGREES BRIX FOR ALL GRAPES PURCHASED FOR WINE, CONCENTRATE, JUICE, VINEGAR, AND BEVERAGE BRANDY BY CALIFORNIA PROCESSORS FROM THE 2000 CROP BY TYPE, VARIETY, AND REPORTING DISTRICT WHERE GROWN, WITH COMPARISONS

Type and Variety	1	2	3	4	5	6	7	8	9	10	11	12	13	14	15	16	17	2000 State Total	1999 State Total
	Degrees Brix																		
WINE GRAPES (WHITE): (Cont'd.)																			
Symphony	0.0	0.0	0.0	0.0	22.2	0.0	0.0	0.0	23.7	0.0	22.8	22.6	23.7	21.9	0.0	0.0	22.6	23.3	23.0
Tocai Friulano	24.5	0.0	22.2	0.0	0.0	23.2	23.5	24.2	0.0	0.0	0.0	0.0	0.0	0.0	0.0	0.0	0.0	23.7	23.6
Vernaccia	0.0	0.0	22.2	0.0	0.0	23.3	0.0	0.0	0.0	0.0	0.0	0.0	0.0	0.0	0.0	0.0	0.0	22.6	23.8
Viognier	24.0	24.5	24.5	25.4	25.8	26.8	24.1	24.4	22.2	24.6	23.6	23.0	24.0	29.8	0.0	24.1	25.4	24.4	24.0
White Riesling *	22.4	21.3	23.2	24.2	0.0	24.1	21.3	22.4	0.0	23.6	0.0	0.0	0.0	0.0	0.0	21.5	0.0	21.7	21.5
Other White 1/	23.2	24.4	20.4	21.4	0.0	22.5	19.9	0.0	0.0	24.0	0.0	19.0	23.7	24.5	0.0	0.0	0.0	23.4	20.8
TOTAL WHITE	23.5	22.6	23.0	23.2	23.4	23.8	23.0	23.6	23.6	23.8	22.8	21.8	20.9	21.3	25.0	23.2	23.6	21.9	21.8
WINE GRAPES (RED):																			
Aglianico	0.0	21.0	24.0	0.0	0.0	0.0	0.0	0.0	0.0	23.0	0.0	0.0	0.0	0.0	0.0	0.0	0.0	23.0	23.5
Aleatico	0.0	0.0	24.2	0.0	0.0	0.0	0.0	0.0	0.0	0.0	0.0	0.0	24.2	0.0	22.8	0.0	0.0	24.2	23.8
Alicante Bouschet	24.5	0.0	21.5	0.0	20.0	23.5	0.0	0.0	0.0	21.2	21.4	23.5	21.4	21.8	23.7	23.0	21.7	21.6	21.1
Alvarelhao	0.0	0.0	0.0	0.0	0.0	0.0	0.0	27.1	0.0	26.6	25.0	0.0	0.0	0.0	0.0	0.0	0.0	25.4	23.1
Barbera	25.5	25.8	24.7	25.8	0.0	24.0	24.8	24.7	22.2	24.1	23.8	23.4	23.2	23.3	0.0	24.5	0.0	23.2	23.1
Black Malvoisie	23.0	0.0	0.0	0.0	0.0	0.0	0.0	0.0	0.0	0.0	0.0	0.0	0.0	20.8	0.0	0.0	0.0	20.8	19.9
Blaufraenkisch	0.0	0.0	0.0	0.0	0.0	0.0	0.0	23.4	0.0	0.0	0.0	0.0	0.0	0.0	0.0	0.0	0.0	23.4	0.0
Cabernet Franc	24.0	23.6	23.9	24.2	23.9	22.6	22.4	24.3	24.8	24.4	24.1	23.0	24.3	24.3	25.0	24.1	0.0	24.0	24.3
Cabernet Sauvignon	22.9	23.5	23.4	23.8	24.4	23.2	23.3	23.7	24.8	23.7	23.9	23.4	23.4	23.7	23.3	23.9	24.3	23.7	23.7
Carignane	22.5	0.0	23.5	23.6	22.3	24.2	22.0	0.0	22.0	23.4	23.4	22.6	23.0	22.0	0.0	23.9	0.0	22.9	23.0
Carmine	0.0	0.0	0.0	0.0	23.0	0.0	0.0	0.0	0.0	0.0	0.0	0.0	24.4	24.8	0.0	0.0	0.0	24.6	23.7
Carnelian	0.0	0.0	0.0	0.0	0.0	0.0	0.0	0.0	0.0	0.0	0.0	0.0	25.1	25.4	0.0	0.0	0.0	25.2	24.9
Centurian	0.0	0.0	0.0	0.0	0.0	0.0	0.0	0.0	0.0	0.0	0.0	0.0	24.2	0.0	0.0	0.0	0.0	24.2	24.2
Charbono	22.3	0.0	0.0	20.8	0.0	0.0	0.0	0.0	0.0	22.2	0.0	0.0	0.0	0.0	0.0	0.0	0.0	21.3	21.4
Cinsault	21.0	0.0	23.2	0.0	0.0	24.1	19.0	25.2	0.0	23.5	0.0	0.0	0.0	0.0	0.0	23.0	25.3	23.3	20.7
Counoise	0.0	0.0	0.0	0.0	0.0	20.0	0.0	23.9	0.0	0.0	0.0	0.0	0.0	0.0	0.0	0.0	0.0	22.8	23.4
Dolcetto	25.6	0.0	20.6	0.0	21.1	19.8	22.7	21.4	24.4	24.2	22.9	0.0	0.0	0.0	0.0	0.0	0.0	22.3	20.5
Durif	0.0	0.0	0.0	0.0	0.0	0.0	0.0	24.3	0.0	0.0	0.0	0.0	0.0	0.0	0.0	0.0	0.0	24.3	0.0
Early Burgundy	0.0	0.0	25.7	23.7	21.6	0.0	0.0	0.0	0.0	0.0	0.0	0.0	0.0	0.0	0.0	0.0	0.0	23.2	23.6
Freisa	0.0	0.0	22.8	0.0	0.0	23.4	22.1	23.0	0.0	0.0	0.0	0.0	0.0	0.0	0.0	0.0	0.0	22.6	21.7
Gamay *	20.6	23.7	21.7	21.5	21.8	0.0	20.8	23.0	22.3	0.0	20.4	0.0	20.9	22.4	0.0	20.8	0.0	21.5	21.4
Gamay Beaujolais	0.0	0.0	0.0	0.0	0.0	0.0	0.0	0.0	0.0	0.0	0.0	0.0	0.0	0.0	0.0	0.0	0.0	0.0	24.7
Grand Noir	0.0	0.0	0.0	0.0	0.0	22.0	0.0	0.0	0.0	0.0	0.0	0.0	0.0	0.0	0.0	0.0	0.0	22.0	22.6
Grenache	24.3	0.0	24.9	23.8	24.6	23.8	22.6	25.5	21.4	24.8	21.6	20.8	21.8	22.4	25.0	23.6	25.5	21.8	21.6
Grignolino	0.0	0.0	0.0	0.0	0.0	0.0	0.0	0.0	0.0	0.0	0.0	0.0	0.0	0.0	0.0	0.0	0.0	0.0	21.7
Lagrein	0.0	0.0	0.0	0.0	0.0	0.0	0.0	25.4	0.0	0.0	0.0	0.0	22.3	0.0	0.0	0.0	0.0	23.1	0.0
Malbec	0.0	23.3	23.4	24.0	0.0	24.3	23.5	23.2	22.4	23.6	23.3	0.0	0.0	21.5	0.0	0.0	0.0	23.4	23.9
Mataro *	22.5	0.0	23.2	21.4	0.0	24.1	23.6	24.1	24.2	23.8	20.0	0.0	0.0	0.0	23.5	25.0	22.4	23.9	23.3
Merlot	24.2	23.4	23.7	24.4	22.8	23.4	23.6	24.1	23.5	24.1	24.4	23.8	23.2	24.5	22.7	23.9	24.1	23.9	24.0
Meunier	23.4	0.0	21.8	19.9	0.0	0.0	0.0	25.7	0.0	0.0	0.0	0.0	0.0	0.0	0.0	0.0	0.0	21.5	19.9
Mission	0.0	0.0	0.0	0.0	0.0	22.5	0.0	0.0	0.0	22.9	0.0	23.5	22.8	22.6	0.0	24.0	0.0	22.9	23.8
Montepulciano	21.6	0.0	0.0	0.0	0.0	0.0	0.0	0.0	0.0	0.0	0.0	0.0	0.0	0.0	0.0	0.0	0.0	21.6	0.0
Muscat Hamburg	0.0	0.0	0.0	0.0	0.0	0.0	0.0	23.8	0.0	22.5	28.4	25.2	0.0	0.0	0.0	0.0	0.0	25.1	26.1
Nebbiolo	21.1	23.5	23.3	0.0	0.0	22.0	23.1	24.1	23.0	24.2	0.0	0.0	0.0	25.0	0.0	23.8	0.0	23.6	23.9
Negrette	0.0	0.0	0.0	0.0	0.0	0.0	21.5	0.0	0.0	0.0	0.0	0.0	0.0	0.0	0.0	0.0	0.0	21.5	22.4
Petite Sirah	23.4	24.3	23.6	23.9	24.2	23.8	22.0	24.1	23.2	24.1	24.8	23.2	23.5	0.0	25.2	0.0	24.4	24.1	24.0
Petite Verdot	22.4	27.2	23.2	24.5	0.0	23.8	24.5	24.5	22.8	22.4	24.5	0.0	0.0	24.0	0.0	0.0	0.0	24.2	23.8
Pfeffer Cabernet	0.0	0.0	0.0	0.0	0.0	0.0	21.9	0.0	0.0	0.0	0.0	0.0	0.0	0.0	0.0	0.0	0.0	21.9	24.0
Pinot Noir	23.7	20.8	23.0	22.7	24.6	24.2	23.7	24.1	23.5	23.9	24.5	24.3	22.9	21.5	0.0	0.0	25.0	23.5	23.2
Pinot St George	0.0	0.0	0.0	0.0	0.0	0.0	24.5	0.0	0.0	0.0	0.0	0.0	0.0	0.0	0.0	0.0	0.0	24.5	0.0
Pinotage	0.0	0.0	24.8	24.0	0.0	0.0	0.0	0.0	0.0	24.5	0.0	0.0	0.0	0.0	0.0	0.0	0.0	24.7	24.0
Portugieser Blauer	23.0	0.0	0.0	23.0	0.0	0.0	0.0	0.0	0.0	0.0	0.0	0.0	0.0	0.0	0.0	0.0	0.0	23.0	22.3
Primitivo	0.0	0.0	24.0	28.1	23.8	0.0	25.6	25.2	0.0	24.2	24.3	26.0	0.0	0.0	0.0	0.0	0.0	24.4	26.1
Refosco *	0.0	0.0	24.0	23.0	0.0	20.2	20.0	20.1	22.8	0.0	23.5	0.0	0.0	0.0	0.0	0.0	0.0	22.3	21.3
Royalty	0.0	0.0	0.0	0.0	0.0	0.0	0.0	0.0	0.0	0.0	0.0	21.8	23.2	22.9	0.0	0.0	0.0	23.1	22.2
Rubired	0.0	0.0	0.0	0.0	0.0	0.0	0.0	0.0	0.0	0.0	23.9	22.8	23.2	23.9	0.0	0.0	0.0	23.4	23.2
Ruby Cabernet	0.0	0.0	22.6	0.0	0.0	0.0	0.0	0.0	0.0	0.0	0.0	23.1	23.3	24.2	0.0	0.0	0.0	23.5	24.1
Salvador	0.0	0.0	0.0	0.0	0.0	0.0	0.0	0.0	0.0	0.0	0.0	21.5	25.2	23.0	0.0	23.0	0.0	23.1	21.5
Sangiovese *	24.0	23.5	24.6	24.7	24.7	22.9	23.7	24.1	24.0	23.9	25.1	22.7	20.7	22.7	24.5	23.1	0.0	23.5	24.1
Souzao	23.0	22.5	0.0	0.0	0.0	21.9	21.1	22.9	0.0	0.0	24.4	0.0	24.4	0.0	0.0	0.0	0.0	23.8	21.9
Syrah *	23.7	23.1	23.9	23.9	22.9	23.4	24.1	24.2	24.0	24.2	25.1	25.1	24.1	25.5	24.2	23.4	25.3	24.6	24.5
Tannat	0.0	0.0	0.0	0.0	0.0	0.0	0.0	0.0	0.0	0.0	25.4	0.0	24.4	0.0	0.0	0.0	0.0	25.4	25.3
Tempranillo *	0.0	0.0	21.9	23.7	0.0	0.0	0.0	23.1	24.0	23.2	0.0	22.9	22.9	23.6	0.0	23.4	0.0	23.0	23.5
Teroldego	0.0	0.0	0.0	0.0	0.0	23.5	23.7	21.5	0.0	0.0	0.0	0.0	0.0	0.0	0.0	0.0	0.0	23.5	23.2
Terret Noir	0.0	0.0	0.0	0.0	0.0	0.0	0.0	0.0	0.0	0.0	0.0	0.0	0.0	0.0	0.0	22.4	0.0	22.4	0.0
Tinta Cao	0.0	22.5	0.0	0.0	0.0	0.0	0.0	26.8	0.0	24.2	25.0	0.0	0.0	0.0	0.0	0.0	0.0	24.5	22.8
Tinta Madeira	0.0	23.0	0.0	0.0	0.0	0.0	0.0	0.0	0.0	0.0	0.0	0.0	0.0	0.0	0.0	0.0	0.0	23.0	21.5
Touriga	0.0	21.0	0.0	0.0	0.0	0.0	0.0	24.0	0.0	0.0	24.0	0.0	0.0	0.0	0.0	0.0	0.0	23.6	22.5
Touriga Nacional	0.0	0.0	0.0	0.0	0.0	0.0	0.0	24.3	0.0	25.3	24.3	0.0	0.0	0.0	0.0	0.0	0.0	24.4	0.0
Trousseau	0.0	0.0	0.0	0.0	0.0	0.0	23.7	0.0	0.0	0.0	26.2	0.0	0.0	0.0	0.0	0.0	0.0	24.8	23.9
Verdelho																			

TABLE 6: WEIGHTED AVERAGE GROWER RETURNS PER TON DELIVERED BASIS PURCHASED FOR WINE, CONCENTRATE, JUICE, VINEGAR, AND BEVERAGE BRANDY BY CALIFORNIA PROCESSORS FROM THE 2000 CROP BY TYPE, VARIETY, AND REPORTING DISTRICT WHERE GROWN, WITH COMPARISONS

Type and Variety	1	2	3	4	5	6	7	8	9	10
	Dollars									
RAISIN GRAPES:										
Black Corinth *	0.00	0.00	0.00	0.00	0.00	0.00	0.00	0.00	0.00	0.00
Canner	0.00	0.00	0.00	0.00	0.00	0.00	0.00	0.00	0.00	0.00
Fiesta	0.00	0.00	0.00	0.00	0.00	0.00	0.00	0.00	0.00	0.00
Sultana	0.00	0.00	0.00	0.00	0.00	0.00	0.00	0.00	0.00	0.00
Thompson Seedless	0.00	0.00	0.00	0.00	0.00	0.00	0.00	91.35	0.00	0.00
Other Raisin 1/	0.00	0.00	0.00	0.00	0.00	0.00	0.00	0.00	0.00	0.00
TOTAL RAISIN	0.00	0.00	0.00	0.00	0.00	0.00	0.00	91.35	0.00	0.00
TABLE GRAPES:										
Beauty Seedless *	0.00	0.00	0.00	0.00	0.00	0.00	0.00	0.00	0.00	0.00
Black Monukka	0.00	0.00	0.00	0.00	0.00	0.00	0.00	0.00	0.00	0.00
Black Prince *	0.00	0.00	0.00	0.00	0.00	600.00	0.00	0.00	0.00	0.00
Blackrose	0.00	0.00	0.00	0.00	0.00	0.00	0.00	0.00	0.00	0.00
Calmeria	0.00	0.00	0.00	0.00	0.00	0.00	0.00	0.00	0.00	0.00
Cardinal	0.00	0.00	0.00	0.00	0.00	0.00	0.00	0.00	0.00	0.00
Christmas Rose	0.00	0.00	0.00	0.00	0.00	0.00	0.00	0.00	0.00	0.00
Concord	0.00	0.00	0.00	0.00	0.00	0.00	0.00	0.00	0.00	0.00
Emperatriz	0.00	0.00	0.00	0.00	0.00	0.00	0.00	0.00	0.00	0.00
Emperor	0.00	0.00	0.00	0.00	0.00	0.00	0.00	0.00	0.00	0.00
Exotic	0.00	0.00	0.00	0.00	0.00	0.00	0.00	0.00	0.00	0.00
Fantasy Seedless	0.00	0.00	0.00	0.00	0.00	0.00	0.00	0.00	0.00	0.00
Flame Seedless *	0.00	0.00	0.00	0.00	0.00	0.00	0.00	0.00	0.00	0.00
Flame Tokay	0.00	0.00	0.00	0.00	0.00	0.00	0.00	0.00	0.00	0.00
Italia	0.00	0.00	0.00	0.00	0.00	0.00	0.00	0.00	0.00	0.00
Malaga *	0.00	0.00	0.00	0.00	0.00	0.00	0.00	0.00	0.00	0.00
Marroo	0.00	0.00	0.00	0.00	0.00	0.00	0.00	0.00	0.00	0.00
Niabell	0.00	0.00	0.00	0.00	0.00	0.00	0.00	0.00	0.00	0.00
Perlette	0.00	0.00	0.00	0.00	0.00	0.00	0.00	0.00	0.00	0.00
Queen	0.00	0.00	0.00	0.00	0.00	0.00	0.00	0.00	0.00	0.00
Red Crimson *	0.00	0.00	0.00	0.00	0.00	0.00	0.00	0.00	0.00	0.00
Red Globe *	0.00	0.00	0.00	0.00	0.00	0.00	0.00	0.00	0.00	0.00
Red Malaga	0.00	0.00	0.00	0.00	0.00	0.00	0.00	0.00	0.00	0.00
Red Seedless	0.00	0.00	0.00	0.00	0.00	0.00	0.00	0.00	0.00	0.00
Ribier	0.00	0.00	0.00	0.00	0.00	0.00	0.00	0.00	0.00	0.00
Rouge	0.00	0.00	0.00	0.00	0.00	0.00	0.00	0.00	0.00	0.00
Ruby Seedless *	0.00	0.00	0.00	0.00	0.00	0.00	0.00	0.00	0.00	0.00
Sugraone *	0.00	0.00	0.00	0.00	0.00	0.00	0.00	0.00	0.00	0.00
Packinghouse Culls	0.00	0.00	0.00	0.00	0.00	0.00	0.00	0.00	0.00	0.00
Other Table 1/	0.00	0.00	0.00	0.00	0.00	0.00	0.00	0.00	0.00	0.00
TOTAL TABLE	0.00	0.00	0.00	0.00	0.00	600.00	0.00	0.00	0.00	0.00
WINE GRAPES (WHITE):										
Arneis	1,565.06	0.00	1,500.00	0.00	0.00	1,550.00	1,559.19	0.00	0.00	0.00
Burger *	0.00	0.00	0.00	0.00	0.00	0.00	0.00	0.00	0.00	0.00
Chardonnay	1,515.89	1,261.34	1,961.84	2,158.93	1,084.23	1,308.53	1,340.80	1,544.94	521.28	1,320.71
Chenin Blanc	781.50	696.30	603.92	1,731.65	370.97	1,400.00	614.55	668.85	237.15	105.00
Emerald Riesling	0.00	0.00	0.00	0.00	0.00	0.00	0.00	0.00	0.00	0.00
Flora	750.00	0.00	0.00	0.00	500.00	0.00	0.00	0.00	0.00	0.00
French Colombard	590.30	0.00	562.10	585.29	591.43	0.00	647.17	0.00	125.00	300.00
Gewurztraminer	1,032.28	800.00	1,264.72	1,233.58	0.00	540.73	948.85	760.54	0.00	900.00
Gray Riesling *	0.00	0.00	1,128.82	500.00	0.00	0.00	0.00	0.00	0.00	0.00
Green Hungarian	600.00	0.00	0.00	0.00	350.00	0.00	0.00	0.00	0.00	0.00
Kleinberger	0.00	0.00	1,000.00	0.00	0.00	0.00	0.00	0.00	0.00	0.00
Malvasia Bianca *	0.00	0.00	1,804.00	1,600.00	725.00	800.00	980.32	1,800.00	0.00	0.00
Marsanne	1,833.43	0.00	1,810.11	1,335.67	0.00	1,499.66	1,529.85	570.14	0.00	985.76
Melon	0.00	0.00	1,658.89	0.00	0.00	0.00	0.00	0.00	0.00	0.00
Muscat Blanc *	1,602.55	1,024.91	1,721.77	1,440.05	0.00	1,522.03	621.89	948.73	797.59	1,018.98
Muscat Orange	1,579.47	0.00	1,190.48	0.00	0.00	1,000.00	2,148.25	1,204.85	781.76	752.74
Muscat of Alexandria	0.00	0.00	0.00	0.00	0.00	0.00	0.00	0.00	200.00	0.00
Palomino *	550.00	0.00	550.00	0.00	0.00	667.89	0.00	0.00	0.00	0.00
Pedro Ximenes	0.00	0.00	0.00	0.00	0.00	0.00	0.00	0.00	0.00	0.00
Pinot Blanc	1,288.90	1,200.00	1,607.08	1,564.78	0.00	1,200.00	979.11	1,521.45	0.00	0.00
Pinot Gris *	1,457.49	0.00	1,760.05	1,736.39	693.47	1,493.11	1,318.18	1,522.63	1,200.00	1,239.74
Roussanne	1,846.22	0.00	1,817.86	2,334.40	0.00	1,036.11	1,663.93	1,898.93	0.00	962.93
Sauvignon Blanc	1,164.86	1,007.35	1,395.87	1,465.37	597.29	757.73	1,036.08	958.13	620.41	720.14
Sauvignon Musque	0.00	0.00	1,493.25	1,624.35	0.00	0.00	0.00	0.00	0.00	0.00
Sauvignon Vert *	0.00	0.00	748.26	1,000.00	0.00	0.00	0.00	0.00	0.00	0.00
Scheurebe	0.00	0.00	0.00	0.00	0.00	0.00	4,504.12	0.00	0.00	0.00
Semillon	1,021.99	896.99	1,444.10	1,705.88	775.00	1,069.18	989.95	699.41	1,250.00	756.46
St Emilion *	0.00	0.00	0.00	0.00	0.00	0.00	0.00	0.00	0.00	0.00
Sylvaner	0.00	0.00	0.00	0.00	0.00	0.00	0.00	851.48	0.00	0.00

TABLE 6: WEIGHTED AVERAGE GROWER RETURNS PER TON DELIVERED BASIS PURCHASED FOR WINE, CONCENTRATE, JUICE, VINEGAR, AND BEVERAGE BRANDY BY CALIFORNIA PROCESSORS FROM THE 2000 CROP BY TYPE, VARIETY, AND REPORTING DISTRICT WHERE GROWN, WITH COMPARISONS

Type and Variety	1	2	3	4	5	6	7	8	9	10
	Dollars									
WINE GRAPES (WHITE): (Cont'd.)										
Symphony	0.00	0.00	0.00	0.00	290.00	0.00	0.00	0.00	303.72	0.00
Tocai Friulano	1,722.74	0.00	1,604.17	0.00	0.00	1,550.00	1,468.82	1,446.38	0.00	0.00
Vernaccia	0.00	0.00	2,319.44	0.00	0.00	1,550.00	0.00	0.00	0.00	0.00
Viognier	1,738.73	1,629.85	2,140.27	2,093.31	784.77	794.34	1,727.06	1,631.33	1,370.00	1,204.02
White Riesling *	1,043.05	856.97	1,489.36	1,626.66	0.00	800.00	842.95	795.42	0.00	706.90
Other White 1/	1,400.00	1,100.00	754.79	2,000.00	0.00	1,550.00	1,511.80	0.00	0.00	1,206.74
TOTAL WHITE	1,396.76	1,056.34	1,853.40	1,934.26	919.73	1,190.91	1,215.39	1,382.43	466.91	1,023.54
WINE GRAPES (RED):										
Aglianico	0.00	1,000.00	1,500.00	0.00	0.00	0.00	0.00	0.00	0.00	1,250.00
Aleatico	0.00	0.00	2,100.00	0.00	0.00	0.00	0.00	0.00	0.00	0.00
Alicante Bouschet	1,000.00	0.00	1,630.67	0.00	800.00	852.14	0.00	0.00	0.00	1,400.00
Alvarelhao	0.00	0.00	0.00	0.00	0.00	0.00	0.00	1,250.00	0.00	1,100.00
Barbera	1,852.57	1,542.14	2,078.11	1,922.64	0.00	809.33	2,489.63	1,297.97	1,250.00	1,157.51
Black Malvoisie	2,100.00	0.00	0.00	0.00	0.00	0.00	0.00	0.00	0.00	0.00
Blaufraenkisch	0.00	0.00	0.00	0.00	0.00	0.00	0.00	2,000.00	0.00	0.00
Cabernet Franc	1,720.89	1,803.80	2,226.53	2,856.91	1,705.00	1,597.65	1,259.64	1,353.65	850.43	1,316.93
Cabernet Sauvignon	1,973.71	1,673.17	2,417.96	3,168.33	1,094.04	1,306.49	1,307.47	1,323.62	742.21	1,195.45
Carignane	774.85	0.00	1,391.55	1,501.81	631.83	896.74	850.00	0.00	1,250.00	1,041.86
Carmine	0.00	0.00	0.00	0.00	500.00	0.00	0.00	0.00	0.00	0.00
Carnelian	0.00	0.00	0.00	0.00	0.00	0.00	0.00	0.00	0.00	0.00
Centurian	0.00	0.00	0.00	0.00	0.00	0.00	0.00	0.00	0.00	0.00
Charbono	1,697.72	0.00	0.00	2,063.40	0.00	0.00	0.00	0.00	0.00	988.24
Cinsault	1,000.00	0.00	1,800.00	0.00	0.00	830.00	1,999.18	1,151.16	0.00	947.02
Counoise	0.00	0.00	0.00	0.00	0.00	1,100.00	0.00	1,153.22	0.00	0.00
Dolcetto	2,003.56	0.00	2,167.39	0.00	2,100.00	1,392.31	2,133.74	1,327.55	1,250.00	600.00
Durif	0.00	0.00	0.00	0.00	0.00	0.00	0.00	1,000.00	0.00	0.00
Early Burgundy	0.00	0.00	1,000.00	948.76	500.00	0.00	0.00	0.00	0.00	0.00
Freisa	0.00	0.00	2,200.00	0.00	0.00	1,650.00	3,421.79	1,500.00	0.00	0.00
Gamay *	840.78	855.28	1,143.58	908.94	816.21	0.00	651.81	859.24	950.00	0.00
Gamay Beaujolais	0.00	0.00	0.00	0.00	0.00	0.00	0.00	0.00	0.00	0.00
Grand Noir	0.00	0.00	0.00	0.00	0.00	1,250.00	0.00	0.00	0.00	0.00
Grenache	1,890.34	0.00	1,675.20	2,544.30	950.00	1,088.51	686.00	1,384.52	130.98	800.40
Grignolino	0.00	0.00	0.00	0.00	0.00	0.00	0.00	0.00	0.00	0.00
Lagrein	0.00	0.00	0.00	0.00	0.00	0.00	0.00	1,549.12	0.00	0.00
Malbec	0.00	2,000.15	2,357.43	2,575.20	0.00	1,800.00	1,253.09	1,250.01	1,250.00	948.62
Mataro *	2,100.00	0.00	2,016.75	2,386.84	0.00	1,644.49	1,819.55	1,655.95	910.53	1,269.51
Merlot	1,798.86	1,596.74	2,106.29	2,484.80	1,217.75	1,213.26	1,323.59	1,308.05	645.21	1,398.67
Meunier	1,569.84	0.00	2,069.27	1,436.00	0.00	0.00	0.00	2,459.56	0.00	0.00
Mission	0.00	0.00	0.00	0.00	0.00	400.00	0.00	0.00	0.00	933.33
Montepulciano	1,700.00	0.00	0.00	0.00	0.00	0.00	0.00	0.00	0.00	0.00
Muscat Hamburg	0.00	0.00	0.00	0.00	0.00	0.00	0.00	1,500.00	0.00	608.38
Nebbiolo	1,613.68	1,000.00	1,769.04	0.00	0.00	2,011.36	1,573.45	1,497.14	1,250.00	1,112.57
Negrette	0.00	0.00	0.00	0.00	0.00	0.00	1,976.83	0.00	0.00	0.00
Petite Sirah	1,887.55	1,792.24	2,127.81	2,636.34	1,531.96	1,174.03	578.45	1,154.85	852.10	1,569.96
Petite Verdot	2,311.47	2,048.00	2,176.29	3,694.11	0.00	1,900.00	1,325.66	1,300.73	1,250.00	1,406.67
Pfeffer Cabernet	0.00	0.00	0.00	0.00	0.00	0.00	1,200.00	0.00	0.00	0.00
Pinot Noir	1,877.31	1,966.37	2,094.39	2,067.88	940.88	1,650.72	1,540.72	2,089.85	1,931.35	1,047.39
Pinot St George	0.00	0.00	0.00	0.00	0.00	0.00	3,200.00	0.00	0.00	0.00
Pinotage	0.00	0.00	1,516.67	2,000.00	0.00	0.00	0.00	0.00	0.00	1,750.00
Portugieser Blauer	1,200.00	0.00	0.00	1,190.00	0.00	0.00	0.00	0.00	0.00	0.00
Primitivo	0.00	0.00	2,269.85	1,400.00	1,900.00	0.00	1,500.00	1,921.36	0.00	1,098.26
Refosco *	0.00	0.00	1,000.00	3,000.00	0.00	1,950.00	1,304.38	1,309.80	1,250.00	0.00
Royalty	0.00	0.00	0.00	0.00	0.00	0.00	0.00	0.00	0.00	0.00
Rubired	0.00	0.00	0.00	0.00	0.00	0.00	0.00	0.00	0.00	0.00
Ruby Cabernet	0.00	0.00	2,100.00	0.00	0.00	0.00	0.00	0.00	0.00	0.00
Salvador	0.00	0.00	0.00	0.00	0.00	0.00	0.00	0.00	0.00	0.00
Sangiovese *	1,737.85	1,573.68	1,859.57	2,064.32	1,806.33	1,360.16	1,240.71	1,418.74	686.59	1,070.31
Souzao	1,750.00	1,450.00	0.00	0.00	0.00	1,300.00	1,400.00	1,318.20	0.00	0.00
Syrah *	1,924.37	1,305.95	2,171.65	2,185.35	1,467.23	1,220.17	1,382.30	1,490.00	668.65	1,243.02
Tannat	0.00	0.00	0.00	0.00	0.00	0.00	0.00	0.00	0.00	0.00
Tempranillo *	0.00	0.00	1,437.58	1,725.89	0.00	0.00	0.00	1,406.89	1,188.24	1,289.30
Teroldego	0.00	0.00	0.00	0.00	0.00	1,899.24	1,902.99	1,200.00	0.00	0.00
Terret Noir	0.00	0.00	0.00	0.00	0.00	0.00	0.00	0.00	0.00	0.00
Tinta Cao	0.00	1,450.00	0.00	0.00	0.00	0.00	0.00	1,295.01	0.00	1,033.05
Tinta Madeira	0.00	1,450.00	0.00	0.00	0.00	0.00	0.00	0.00	0.00	0.00
Touriga	0.00	1,450.00	0.00	0.00	0.00	0.00	0.00	1,400.04	0.00	0.00
Touriga Nacional	0.00	0.00	0.00	0.00	0.00	0.00	0.00	1,250.00	0.00	850.00
Trousseau	0.00	0.00	0.00	0.00	0.00	0.00	2,006.32	0.00	0.00	0.00
Verdelho	0.00	0.00	0.00	0.00	0.00	0.00	2,254.19	0.00	0.00	0.00
Zinfandel	1,451.12	832.83	2,143.10	1,499.22	810.49	1,234.88	949.68	891.25	340.28	980.96
Other Red 1/	500.00	0.00	2,292.54	2,192.31	0.00	600.00	1,722.31	1,230.77	576.41	829.87
TOTAL RED	1,635.49	1,462.43	2,188.15	2,685.05	1,104.95	1,267.65	1,325.75	1,331.12	423.85	1,069.07
TOTAL WINE	1,513.79	1,280.55	2,038.71	2,467.08	1,006.39	1,229.18	1,256.22	1,350.07	436.93	1,061.37
TOTAL ALL VARIETIES	1,513.79	1,280.55	2,038.71	2,467.08	1,006.39	1,228.80	1,256.22	1,346.39	436.93	1,061.37

TABLE 6: WEIGHTED AVERAGE GROWER RETURNS PER TON DELIVERED BASIS PURCHASED FOR WINE, CONCENTRATE, JUICE, VINEGAR, AND BEVERAGE BRANDY BY CALIFORNIA PROCESSORS FROM THE 2000 CROP BY TYPE, VARIETY, AND REPORTING DISTRICT WHERE GROWN, WITH COMPARISONS

Type and Variety	11	12	13	14	15	16	17	2000 State Total	1999 State Total
	Dollars								
RAISIN GRAPES:									
Black Corinth *	0.00	0.00	124.99	0.00	0.00	0.00	0.00	124.99	201.24
Canner	0.00	0.00	30.00	0.00	0.00	0.00	0.00	30.00	30.00
Fiesta	0.00	0.00	127.15	0.00	0.00	0.00	0.00	127.15	202.68
Sultana	0.00	0.00	0.00	0.00	0.00	0.00	0.00	0.00	196.51
Thompson Seedless	0.00	139.38	124.97	123.17	0.00	0.00	0.00	125.01	200.66
Other Raisin 1/	0.00	0.00	0.00	146.90	0.00	0.00	0.00	146.90	129.56
TOTAL RAISIN	0.00	139.38	124.98	124.14	0.00	0.00	0.00	125.09	200.32
TABLE GRAPES:									
Beauty Seedless *	0.00	0.00	0.00	0.00	0.00	0.00	0.00	0.00	185.00
Black Monukka	0.00	0.00	100.00	0.00	0.00	0.00	0.00	100.00	186.24
Black Prince *	0.00	0.00	0.00	0.00	0.00	275.00	0.00	442.14	600.00
Blackrose	0.00	0.00	0.00	0.00	0.00	0.00	0.00	0.00	160.00
Calmeria	0.00	0.00	0.00	92.00	0.00	0.00	0.00	92.00	194.40
Cardinal	0.00	0.00	0.00	107.48	0.00	0.00	0.00	107.48	0.00
Christmas Rose	0.00	0.00	0.00	65.79	0.00	0.00	0.00	65.79	157.27
Concord	0.00	0.00	200.00	0.00	0.00	0.00	0.00	200.00	300.00
Emperatriz	0.00	0.00	0.00	0.00	0.00	0.00	0.00	0.00	161.60
Emperor	0.00	0.00	40.96	0.00	0.00	0.00	0.00	40.96	174.11
Exotic	0.00	0.00	0.00	95.47	0.00	0.00	0.00	95.47	160.89
Fantasy Seedless	0.00	0.00	0.00	86.63	0.00	0.00	0.00	86.63	0.00
Flame Seedless *	0.00	0.00	69.00	98.34	0.00	0.00	0.00	98.11	198.24
Flame Tokay	136.98	0.00	0.00	0.00	0.00	0.00	0.00	136.98	179.79
Italia	0.00	0.00	0.00	50.00	0.00	0.00	0.00	50.00	177.98
Malaga *	0.00	0.00	92.68	167.32	0.00	0.00	0.00	111.43	182.53
Marroo	0.00	0.00	91.32	0.00	0.00	0.00	0.00	91.32	195.34
Niabell	0.00	0.00	0.00	0.00	0.00	0.00	0.00	0.00	196.83
Perlette	0.00	0.00	0.00	105.33	0.00	0.00	0.00	105.33	0.00
Queen	0.00	0.00	0.00	0.00	0.00	0.00	0.00	0.00	193.50
Red Crimson *	0.00	0.00	80.67	0.00	0.00	0.00	0.00	80.67	149.39
Red Globe *	0.00	0.00	86.27	81.93	0.00	0.00	0.00	82.12	172.27
Red Malaga	0.00	0.00	0.00	0.00	0.00	0.00	0.00	0.00	149.80
Red Seedless	0.00	0.00	0.00	92.00	0.00	0.00	0.00	92.00	176.83
Ribier	0.00	0.00	0.00	150.00	0.00	0.00	0.00	150.00	145.27
Rouge	0.00	0.00	0.00	0.00	0.00	0.00	0.00	0.00	186.30
Ruby Seedless *	0.00	0.00	0.00	135.24	0.00	0.00	0.00	135.24	194.55
Sugraone *	0.00	0.00	0.00	0.00	0.00	0.00	0.00	0.00	171.90
Packinghouse Culls	0.00	0.00	0.00	0.00	0.00	0.00	0.00	0.00	45.00
Other Table 1/	0.00	0.00	78.68	110.77	0.00	0.00	0.00	94.54	190.88
TOTAL TABLE	136.98	0.00	84.16	116.36	0.00	275.00	0.00	117.96	187.15
WINE GRAPES (WHITE):									
Arneis	0.00	0.00	0.00	0.00	0.00	0.00	0.00	1,538.47	0.00
Burger *	171.85	178.00	175.00	175.05	0.00	0.00	0.00	174.20	178.85
Chardonnay	526.89	346.47	286.69	213.66	1,500.00	1,041.40	660.17	895.07	995.68
Chenin Blanc	153.60	212.02	163.43	158.85	0.00	0.00	369.52	215.88	242.41
Emerald Riesling	0.00	0.00	185.00	185.00	0.00	0.00	0.00	185.00	185.90
Flora	0.00	0.00	0.00	0.00	0.00	0.00	0.00	668.03	700.00
French Colombard	170.81	157.27	142.65	151.50	0.00	0.00	251.83	150.19	198.37
Gewurztraminer	475.00	0.00	150.00	0.00	0.00	0.00	600.00	908.41	991.49
Gray Riesling *	200.00	0.00	0.00	0.00	0.00	0.00	0.00	722.70	624.72
Green Hungarian	0.00	0.00	0.00	220.00	0.00	0.00	0.00	238.96	229.22
Kleinberger	0.00	0.00	0.00	0.00	0.00	0.00	0.00	1,000.00	1,000.00
Malvasia Bianca *	275.00	275.00	241.82	185.00	0.00	0.00	0.00	282.32	282.21
Marsanne	0.00	0.00	0.00	0.00	0.00	0.00	0.00	1,505.75	1,501.01
Melon	0.00	0.00	0.00	0.00	0.00	0.00	0.00	1,658.89	1,328.67
Muscat Blanc *	505.88	200.00	326.68	0.00	0.00	808.25	616.80	518.27	488.09
Muscat Orange	612.30	550.00	396.94	0.00	0.00	0.00	0.00	730.16	697.36
Muscat of Alexandria	0.00	0.00	209.36	205.34	153.90	650.00	0.00	207.93	234.69
Palomino *	0.00	0.00	133.13	95.00	0.00	150.00	0.00	136.26	196.00
Pedro Ximenes	0.00	0.00	0.00	0.00	0.00	0.00	0.00	0.00	325.00
Pinot Blanc	0.00	0.00	0.00	0.00	0.00	827.72	0.00	1,370.00	1,293.00
Pinot Gris *	458.72	372.91	0.00	377.24	0.00	0.00	680.23	846.11	1,015.67
Roussanne	0.00	0.00	0.00	0.00	0.00	1,200.00	0.00	1,737.48	1,625.96
Sauvignon Blanc	559.95	447.64	268.75	276.76	600.00	871.49	544.97	839.54	800.10
Sauvignon Musque	0.00	0.00	0.00	0.00	0.00	0.00	0.00	1,567.10	1,375.09
Sauvignon Vert *	0.00	0.00	0.00	0.00	0.00	0.00	0.00	776.80	837.16
Scheurebe	0.00	0.00	0.00	0.00	0.00	0.00	0.00	4,504.12	2,629.89
Semillon	474.28	456.21	316.24	189.80	0.00	0.00	0.00	603.38	544.34
St Emillion *	0.00	0.00	205.10	0.00	600.00	0.00	0.00	208.84	213.55
Sylvaner	0.00	0.00	0.00	0.00	0.00	0.00	0.00	851.48	851.48

TABLE 6: WEIGHTED AVERAGE GROWER RETURNS PER TON DELIVERED BASIS PURCHASED FOR WINE, CONCENTRATE, JUICE, VINEGAR, AND BEVERAGE BRANDY BY CALIFORNIA PROCESSORS FROM THE 2000 CROP BY TYPE, VARIETY, AND REPORTING DISTRICT WHERE GROWN, WITH COMPARISONS

Type and Variety	11	12	13	14	15	16	17	2000 State Total	1999 State Total
	Dollars								
WINE GRAPES (WHITE): (Cont'd.)									
Symphony	344.18	450.00	246.30	345.61	0.00	0.00	317.09	281.13	305.96
Tocai Friulano	0.00	0.00	0.00	0.00	0.00	0.00	0.00	1,584.56	1,514.60
Vernaccia	0.00	0.00	0.00	0.00	0.00	0.00	0.00	2,030.90	1,500.00
Viognier	548.20	611.29	465.15	124.53	0.00	1,064.49	901.75	1,029.95	1,010.69
White Riesling *	0.00	0.00	0.00	0.00	0.00	774.64	0.00	887.07	861.43
Other White 1/	0.00	78.09	104.78	120.55	0.00	0.00	0.00	140.94	231.33
TOTAL WHITE	465.88	251.82	172.26	176.45	615.02	1,005.36	607.60	499.99	518.36
WINE GRAPES (RED):									
Aglianico	0.00	0.00	0.00	0.00	0.00	0.00	0.00	1,267.86	1,200.00
Aleatico	0.00	0.00	442.12	0.00	1,200.00	0.00	0.00	651.50	562.60
Alicante Bouschet	603.04	1,233.41	137.68	310.33	946.67	275.00	1,000.00	324.41	326.65
Alvarelhao	626.16	0.00	0.00	0.00	0.00	0.00	0.00	764.62	518.42
Barbera	593.18	195.21	215.65	138.86	0.00	850.90	0.00	229.33	267.18
Black Malvoisie	0.00	0.00	0.00	81.89	0.00	0.00	0.00	83.56	300.44
Blaufraenkisch	0.00	0.00	0.00	0.00	0.00	0.00	0.00	2,000.00	0.00
Cabernet Franc	537.91	600.00	500.00	168.24	1,200.00	986.56	0.00	1,529.12	1,510.67
Cabernet Sauvignon	575.42	343.91	295.45	185.99	1,350.00	1,005.01	722.20	1,047.67	1,063.60
Carignane	305.12	268.89	222.23	203.11	0.00	350.11	0.00	294.48	342.33
Carmine	0.00	0.00	354.63	300.00	0.00	0.00	0.00	322.18	357.70
Carmelian	0.00	0.00	151.96	266.00	0.00	0.00	0.00	207.70	257.02
Centurian	0.00	0.00	291.99	0.00	0.00	0.00	0.00	291.99	305.20
Charbono	0.00	0.00	0.00	0.00	0.00	0.00	0.00	1,878.39	1,679.10
Cinsault	0.00	0.00	0.00	0.00	0.00	1,000.00	474.13	1,094.26	982.36
Counoise	0.00	0.00	0.00	0.00	0.00	0.00	0.00	1,139.06	1,213.37
Dolcetto	1,100.00	0.00	0.00	0.00	0.00	0.00	0.00	1,843.70	807.84
Durif	0.00	0.00	0.00	0.00	0.00	0.00	0.00	1,000.00	0.00
Early Burgundy	0.00	0.00	0.00	0.00	0.00	0.00	0.00	765.77	907.42
Freisa	0.00	0.00	0.00	0.00	0.00	0.00	0.00	2,554.63	1,697.59
Gamay *	349.12	0.00	264.14	325.00	0.00	0.00	400.00	576.44	590.93
Gamay Beaujolais	0.00	0.00	0.00	0.00	0.00	0.00	0.00	0.00	1,308.21
Grand Noir	0.00	0.00	0.00	0.00	0.00	0.00	0.00	1,250.00	829.41
Grenache	175.03	174.19	158.90	140.95	769.54	354.62	621.15	169.80	201.94
Grignolino	0.00	0.00	0.00	0.00	0.00	0.00	0.00	0.00	1,200.00
Lagrein	0.00	0.00	400.00	0.00	0.00	0.00	0.00	696.13	0.00
Malbec	575.98	0.00	0.00	150.00	0.00	0.00	0.00	1,129.72	1,772.21
Mataro *	800.00	0.00	0.00	0.00	650.32	772.80	540.85	1,512.25	969.49
Merlot	562.75	354.53	327.74	325.04	1,384.62	1,184.45	658.92	950.61	993.55
Meunier	0.00	0.00	0.00	0.00	0.00	0.00	0.00	1,909.88	1,666.59
Mission	0.00	160.52	154.12	175.00	0.00	100.00	0.00	159.85	176.39
Montepulciano	0.00	0.00	0.00	0.00	0.00	0.00	0.00	1,700.00	0.00
Muscat Hamburg	600.00	550.00	0.00	0.00	0.00	0.00	0.00	579.36	577.92
Nebbiolo	0.00	0.00	0.00	1,500.00	0.00	900.00	0.00	1,503.67	737.22
Negrette	0.00	0.00	0.00	0.00	0.00	0.00	0.00	1,976.83	1,847.38
Petite Sirah	591.52	484.56	193.30	0.00	1,000.00	0.00	979.68	1,037.17	1,053.73
Petite Verdot	310.64	0.00	0.00	1,200.00	0.00	0.00	0.00	2,064.41	2,159.75
Pfeffer Cabernet	0.00	0.00	0.00	0.00	0.00	0.00	0.00	1,200.00	1,200.00
Pinot Noir	418.08	354.90	396.25	400.00	0.00	0.00	661.67	1,779.86	1,721.85
Pinot St George	0.00	0.00	0.00	0.00	0.00	0.00	0.00	3,200.00	0.00
Pinotage	0.00	0.00	0.00	0.00	0.00	0.00	0.00	1,577.27	1,150.00
Portugieser Blauer	0.00	0.00	0.00	0.00	0.00	0.00	0.00	1,193.30	1,248.70
Primitivo	300.00	600.00	0.00	0.00	0.00	0.00	0.00	604.32	729.82
Refosco *	300.00	0.00	0.00	0.00	0.00	0.00	0.00	658.15	1,373.51
Royalty	0.00	245.59	230.54	262.32	0.00	0.00	0.00	240.85	396.45
Rubired	232.83	229.98	245.57	270.87	0.00	0.00	0.00	252.10	403.25
Ruby Cabernet	0.00	235.97	264.53	261.42	0.00	0.00	0.00	260.13	318.76
Salvador	0.00	150.00	290.97	271.59	0.00	1,000.00	0.00	271.23	314.43
Sangiovese *	503.78	363.81	167.62	113.27	1,000.00	1,065.60	0.00	742.65	783.09
Souzao	670.00	0.00	397.45	0.00	0.00	0.00	0.00	761.81	550.12
Syrah *	652.31	402.99	267.44	330.44	1,371.43	1,228.32	914.74	756.54	729.58
Tannat	301.65	0.00	400.00	0.00	0.00	0.00	0.00	302.50	498.27
Tempranillo *	0.00	129.83	279.16	348.28	0.00	1,000.00	0.00	262.36	311.97
Teroldego	0.00	0.00	0.00	0.00	0.00	0.00	0.00	1,887.18	1,905.04
Terret Noir	0.00	0.00	0.00	0.00	0.00	900.00	0.00	900.00	0.00
Tinta Cao	541.67	0.00	0.00	0.00	0.00	0.00	0.00	872.80	643.69
Tinta Madeira	0.00	0.00	0.00	0.00	0.00	0.00	0.00	1,450.00	1,450.00
Touriga	500.00	0.00	0.00	0.00	0.00	0.00	0.00	708.26	562.67
Touriga Nacional	745.02	0.00	0.00	0.00	0.00	0.00	0.00	779.71	0.00
Trousseau	736.54	0.00	0.00	0.00	0.00	0.00	0.00	1,468.04	1,200.57
Verdelho	800.00	0.00	0.00	0.00	0.00	0.00	0.00	1,005.08	0.00
Zinfandel	440.28	270.03	249.88	253.64	1,037.14	596.09	417.99	464.15	494.23
Other Red 1/	1,000.00	109.33	86.19	98.19	225.00	0.00	0.00	276.79	274.18
TOTAL RED	507.49	280.32	237.30	241.84	913.34	845.99	640.65	627.97	648.71
TOTAL WINE	493.78	267.77	205.90	209.89	876.44	915.80	615.75	570.80	589.82
TOTAL ALL VARIETIES	477.63	265.16	182.08	198.16	876.44	914.32	615.75	504.23	524.85

* Synonyms for variety names are shown on Page 5.
1/ Other categories include minor and mixed varieties.

**TABLE 7: TONS OF GRAPES PURCHASED BY CALIFORNIA WINERIES AS DISTILLING MATERIAL
OTHER THAN BEVERAGE BRANDY FROM THE 2000 CROP BY TYPE AND VARIETY, WITH COMPARISONS**

Type and Variety	Distilling Material Purchased		Average Degrees Brix Distilling		Average Price Per Ton	
	2000	1999	2000	1999	2000	1999
	Tons		Degrees Brix		Dollars	
RAISIN GRAPES:						
Black Corinth *	0.0	18.5	0.0	25.3	0.00	101.00
Fiesta	5.8	0.0	21.1	0.0	63.30	0.00
Thompson Seedless	2,292.0	3,296.9	22.4	21.9	63.57	147.04
Packinghouse Culls	0.0	316.4	0.0	20.9	0.00	145.71
TOTAL RAISIN	2,297.8	3,631.8	22.4	21.8	63.57	146.69
TABLE GRAPES:						
Calmeria	0.0	77.5	0.0	21.5	0.00	146.36
Christmas Rose	0.0	126.8	0.0	19.7	0.00	138.16
Emperor	0.0	12.7	0.0	19.6	0.00	137.20
Exotic	0.0	102.7	0.0	16.9	0.00	118.07
Flame Seedless *	879.8	457.4	22.7	23.6	64.83	153.28
Malaga *	123.9	67.8	19.8	20.9	59.35	146.21
Marroo	240.7	0.0	24.7	0.0	66.00	0.00
Perlette	0.0	18.7	0.0	24.4	0.00	154.00
Red Crimson *	0.0	572.7	0.0	20.0	0.00	130.25
Red Globe *	0.0	894.6	0.0	20.1	0.00	139.95
Red Seedless	0.0	4.4	0.0	22.4	0.00	89.50
Ribier	0.0	137.1	0.0	16.9	0.00	118.37
Ruby Seedless *	332.4	418.1	22.4	22.9	64.81	133.94
Packinghouse Culls	973.2	0.0	21.9	0.0	63.75	0.00
Other Table 1/	0.0	44.7	0.0	20.1	0.00	86.75
TOTAL TABLE	2,550.0	2,935.2	22.4	20.8	64.26	136.93
WINE GRAPES (WHITE):						
Burger *	45.3	0.0	10.8	0.0	32.25	0.00
Chardonnay	45.3	0.0	31.9	0.0	66.00	0.00
Chenin Blanc	514.0	6.1	21.0	19.1	62.57	95.50
French Colombard	481.0	46.4	21.5	22.1	64.16	154.00
Muscat Blanc *	0.0	15.5	0.0	25.0	0.00	154.00
Muscat of Alexandria	24.5	4.4	24.1	27.3	66.00	86.00
Other White 1/	1,139.0	30.0	21.7	16.6	63.98	116.04
TOTAL WHITE	2,249.1	102.4	21.5	21.0	63.12	136.47
WINE GRAPES (RED):						
Alicante Bouschet	0.0	27.0	0.0	18.9	0.00	132.03
Barbera	732.7	91.6	24.9	21.6	66.00	147.69
Cabernet Franc	0.0	9.3	0.0	22.7	0.00	154.00
Cabernet Sauvignon	1,268.0	45.2	23.1	20.3	64.97	141.87
Carnelian	102.6	624.0	26.0	23.2	66.00	153.73
Gamay *	536.8	0.0	19.0	0.0	56.72	0.00
Grenache	727.9	617.6	23.9	23.5	66.03	153.76
Merlot	0.0	150.7	0.0	22.8	0.00	152.80
Petite Sirah	125.8	0.0	23.5	0.0	66.00	0.00
Ruby Cabernet	441.6	179.9	24.7	20.6	66.00	143.90
Syrah *	0.0	72.4	0.0	29.6	0.00	138.86
Zinfandel	2,223.3	0.0	21.4	0.0	74.65	0.00
Other Red 1/	9,110.9	10,822.6	21.2	20.5	61.79	140.92
TOTAL RED	15,269.6	12,640.3	21.8	20.9	64.34	142.39
TOTAL WINE	17,518.7	12,742.7	21.7	20.9	64.18	142.35
TOTAL ALL VARIETIES	22,366.5	19,309.7	21.9	21.1	64.13	142.34

* Synonyms for variety names are shown on Page 5.
1/ Other categories include minor and mixed varieties.

TABLE 8: BASE PRICE PAID TO GROWERS FOR GRAPES CRUSHED AND DELIVERED TO CALIFORNIA PROCESSORS FROM THE 2000 CROP WITH BRIX FACTORS AND PURCHASED TONNAGE, BY TYPE, VARIETY, REPORTING DISTRICT WHERE GROWN, AND WEIGHTED AVERAGE BASE PRICE.

District, Type, and Variety	Base Price Per Ton	Brix Factors	Tons	District, Type, and Variety	Base Price Per Ton	Brix Factors	Tons
	Dollars	Code a/			Dollars	Code a/	
DISTRICT 01					1,666.42	0010	205.9
WINE GRAPES (WHITE)					1,681.04	5043	26.7
					1,695.00	3822	109.0
					1,700.00	0010	147.5
Arneis	1,500.00	0010	5.8		1,700.00	0220	1.7
	1,600.00	0010	10.8		1,700.00	0510	23.4
					1,700.00	0960	0.8
Wtd. Avg. Base & Total Tons	1,565.06		16.6		1,700.00	1000	3.1
					1,700.00	1230	11.2
Chardonnay	702.27	5043	233.5		1,720.32	6110	61.3
	800.00	1210	73.8		1,721.61	5043	72.4
	800.00	1240	60.0		1,750.00	0010	373.1
	918.64	5043	823.9		1,750.00	0220	26.0
	1,000.00	4640	23.6		1,750.00	1240	17.7
	1,000.00	5043	21.6		1,751.75	5620	32.5
	1,200.00	0910	53.7		1,760.74	5043	831.0
	1,200.00	0970	19.1		1,775.00	0510	83.0
	1,200.00	1210	22.7		1,775.00	1000	1.8
	1,200.00	1240	6.4		1,776.40	0510	8.2
	1,200.00	3250	99.4		1,800.00	0010	54.6
	1,200.00	4640	52.4		1,800.00	1640	150.5
	1,200.00	4900	55.7		1,850.00	0220	54.1
	1,200.00	4910	9.6		1,856.00	4900	194.8
	1,200.00	5043	113.0		1,857.10	0010	122.3
	1,200.00	5160	27.5		1,857.19	0010	92.6
	1,250.00	0910	8.9		1,883.86	5620	84.0
	1,250.00	4725	23.5		1,890.00	0010	24.3
	1,275.00	1210	39.1		1,894.00	4900	105.9
	1,280.42	5620	75.0		1,900.00	0510	4.0
	1,300.00	0220	21.0		1,900.00	1210	251.7
	1,300.00	0960	39.8		1,900.00	1580	36.2
	1,300.00	4900	77.9		1,997.10	0010	54.9
	1,300.00	5600	1,545.2		1,997.61	0220	12.0
	1,300.00	5620	44.2		2,000.00	0010	7.2
	1,300.00	6123	74.6		2,000.00	0510	156.4
	1,319.00	4900	57.9		2,041.28	5620	142.5
	1,325.00	0980	311.0		2,042.81	5620	261.4
	1,350.00	6280	10.5		2,050.00	0010	3.3
	1,358.66	1240	655.2		2,100.00	1640	9.7
	1,400.00	0010	21.6		2,100.00	1790	9.2
	1,400.00	5620	228.8		2,185.00	0510	26.2
	1,400.00	6123	65.3		2,189.69	5620	25.5
	1,425.00	6210	43.8		2,200.00	0010	3.8
	1,450.00	4640	157.8		2,208.74	0010	222.0
	1,450.00	5043	82.8		2,300.00	1210	23.5
	1,450.00	5620	215.0		2,300.00	1240	2.7
	1,450.00	6520	157.3		2,300.00	5043	23.8
	1,500.00	0010	21.4		3,600.00	0010	7.3
	1,500.00	0910	198.0				
	1,500.00	4640	88.6	Wtd. Avg. Base & Total Tons	1,529.46		17,925.5
	1,500.00	5395	39.5				
	1,500.00	5620	587.7	Chenin Blanc	400.00	3895	82.7
	1,500.00	5870	14.6		650.00	0960	15.1
	1,500.00	6010	149.0		700.00	4060	59.1
	1,500.00	6110	521.7		750.00	3970	141.7
	1,500.00	6210	284.2		750.00	4060	75.3
	1,500.00	6280	306.2		800.00	1580	26.4
	1,508.79	0010	97.6		800.00	4060	719.5
	1,545.73	1210	62.5		900.00	0220	18.9
	1,550.00	5620	99.1		1,100.00	3822	91.5
	1,550.00	6123	121.3	Wtd. Avg. Base & Total Tons	781.49		1,230.2
	1,550.00	6280	309.7				
	1,563.76	0210	508.9	Flora	750.00	0980	12.3
	1,563.93	0010	70.4				
	1,565.00	0010	154.5	Wtd. Avg. Base & Total Tons	750.00		12.3
	1,565.10	1610	65.9				
	1,571.00	5620	1,453.6	French Colombard	400.00	0475	3.4
	1,600.00	0010	276.7		400.00	3380	21.9
	1,600.00	1230	20.1		450.00	0960	9.1
	1,600.00	1240	13.4		500.00	0960	38.6
	1,600.00	5043	580.5		500.00	4060	63.6
	1,612.97	5620	338.2		525.00	3970	95.9
	1,616.00	0010	52.6		525.00	4060	20.8
	1,631.00	4900	114.0		550.00	0520	83.0
	1,643.36	5620	410.0		561.93	0010	42.5
	1,650.00	0010	829.9		578.00	0960	4.8
	1,650.00	5620	169.1		583.81	0820	40.8
	1,653.23	4640	73.4		600.00	1210	26.5
	1,658.00	5043	38.4				

TABLE 8: BASE PRICE PAID TO GROWERS FOR GRAPES CRUSHED AND DELIVERED TO CALIFORNIA PROCESSORS FROM THE 2000 CROP WITH BRIX FACTORS AND PURCHASED TONNAGE, BY TYPE, VARIETY, REPORTING DISTRICT WHERE GROWN, AND WEIGHTED AVERAGE BASE PRICE.

District, Type, and Variety	Base Price Per Ton	Brix Factors	Tons	District, Type, and Variety	Base Price Per Ton	Brix Factors	Tons
	Dollars	Code a/			Dollars	Code a/	
DISTRICT 01 (Cont'd.)					925.00	6123	18.4
French Colombard (Cont'd.)	700.00	0010	9.4		1,000.00	0190	20.9
	700.00	0475	13.4		1,000.00	1290	16.0
	700.00	0640	152.8		1,000.00	4340	182.6
					1,000.00	5043	50.5
Wtd. Avg. Base & Total Tons	577.06		626.5		1,000.00	5160	6.3
Gewurztraminer	800.00	1370	6.2		1,000.00	6280	101.2
	875.00	0960	22.2		1,025.00	0010	21.2
	897.19	3895	118.9		1,030.00	5620	119.9
	900.00	3965	145.0		1,074.14	0010	73.0
	925.00	0010	11.7		1,085.70	0170	171.8
	950.00	0010	50.9		1,100.00	0010	113.8
	966.22	0010	93.4		1,100.00	3895	47.6
	987.00	0010	44.5		1,125.00	0960	147.4
	1,000.00	5043	17.8		1,150.00	0010	43.2
	1,081.00	0010	54.8		1,150.00	0960	3.1
	1,100.00	0960	22.7		1,150.00	3970	15.1
	1,100.00	1210	0.5		1,181.55	1110	24.0
	1,200.00	0010	3.3		1,181.55	4470	16.7
	1,200.00	1210	27.7		1,181.55	5210	125.4
	1,224.75	0220	12.9		1,191.36	0010	34.3
	1,250.00	0010	13.9		1,198.24	3565	60.9
	1,300.00	0010	9.3		1,200.00	0010	66.3
1,325.11	0220	121.9		1,200.00	1120	1.0	
1,400.00	1210	0.9		1,200.00	1200	10.7	
Wtd. Avg. Base & Total Tons	1,031.11		778.5		1,200.00	1240	2.2
Green Hungarian	600.00	0630	4.8		1,200.00	3065	17.8
					1,225.00	1210	7.0
					1,250.00	0010	76.2
Wtd. Avg. Base & Total Tons	600.00		4.8		1,295.00	0010	5.9
Marsanne	1,800.00	0010	23.9		1,300.00	0010	115.8
					1,300.00	1000	4.3
					1,300.00	1110	67.9
					1,300.00	1580	13.2
Wtd. Avg. Base & Total Tons	1,800.00		23.9		1,335.24	0010	152.1
Muscat Blanc *	1,500.00	0220	19.4		1,338.00	1110	27.9
	1,500.00	1210	14.9		1,350.00	0010	32.3
	1,656.00	1640	65.8		1,366.19	0980	27.9
					1,400.00	0010	155.0
					1,400.00	0220	5.1
Wtd. Avg. Base & Total Tons	1,602.55		100.1		1,406.85	0010	157.6
Muscat Orange	1,579.47	0010	23.0		1,450.00	1210	152.9
					1,600.00	0010	4.5
					1,600.00	0190	14.5
Wtd. Avg. Base & Total Tons	1,579.47		23.0	Wtd. Avg. Base & Total Tons	1,164.86		2,799.4
Palomino *	550.00	0800	9.4	Semillon	800.00	5620	14.5
					850.00	0800	12.6
					1,200.00	0010	0.3
					1,245.81	3565	21.0
Wtd. Avg. Base & Total Tons	550.00		9.4		1,350.00	0010	2.3
Pinot Blanc	1,200.00	1210	40.9		1,600.00	0190	3.2
	1,473.61	5620	65.9				
				Wtd. Avg. Base & Total Tons	1,058.57		53.9
Wtd. Avg. Base & Total Tons	1,368.83		106.8	Tocai Friulano	1,700.00	0010	25.6
Pinot Gris *	1,000.00	0220	9.5		2,000.00	0010	2.1
	1,400.00	0010	7.1				
	1,407.00	1000	2.2	Wtd. Avg. Base & Total Tons	1,722.74		27.7
	1,416.67	1000	13.5	Viognier	1,500.00	0010	87.4
	1,447.80	0010	37.0		1,595.68	0010	13.9
	1,470.26	5620	18.0		1,760.74	5355	94.2
	1,500.00	0010	23.9		1,800.00	1210	9.7
	1,565.10	0220	12.2		1,800.00	1410	10.8
	1,700.00	1610	6.2		1,800.00	1820	22.0
	1,800.00	0010	5.0		1,800.00	6395	80.6
			1,833.86		6280	47.7	
Wtd. Avg. Base & Total Tons	1,457.49		134.6		1,850.00	1210	10.4
Roussanne	1,800.00	0010	13.8		1,900.00	0010	0.6
	1,850.00	1210	9.7	1,900.00	1260	3.1	
Wtd. Avg. Base & Total Tons	1,820.64		23.5	1,980.00	0010	8.7	
Sauvignon Blanc	700.00	4640	34.9	1,980.00	1260	11.8	
	800.00	0010	133.6	Wtd. Avg. Base & Total Tons	1,733.74		400.9
	838.00	4300	22.1	White Riesling *	750.00	0190	2.9
	925.00	0010	77.4		898.00	0010	6.2

TABLE 8: BASE PRICE PAID TO GROWERS FOR GRAPES CRUSHED AND DELIVERED TO CALIFORNIA PROCESSORS FROM THE 2000 CROP WITH BRIX FACTORS AND PURCHASED TONNAGE, BY TYPE, VARIETY, REPORTING DISTRICT WHERE GROWN, AND WEIGHTED AVERAGE BASE PRICE.

District, Type, and Variety	Base Price Per Ton	Brix Factors	Tons	District, Type, and Variety	Base Price Per Ton	Brix Factors	Tons
	Dollars	Code a/			Dollars	Code a/	
DISTRICT 01 (Cont'd.)					1,600.00	6123	5.0
Carignane (Cont'd.)	950.00	5340	56.0		1,600.00	6280	265.0
	950.00	5390	177.2		1,600.00	6485	5.3
	950.00	6110	70.1		1,650.00	5620	18.8
	999.43	1240	417.1		1,650.00	6123	5.3
	1,000.00	0010	50.0		1,675.00	0010	11.6
	1,051.00	1630	67.5		1,700.00	0010	96.8
	1,059.50	1210	49.9		1,700.00	1500	51.3
	1,100.00	0010	184.1		1,700.00	1580	7.6
	1,100.00	1210	19.5		1,700.00	1610	19.7
	1,200.00	0010	74.2		1,700.00	5043	81.6
	1,200.00	1630	5.1		1,700.00	5600	27.1
	1,200.00	1640	32.6		1,700.00	6123	41.3
	1,250.00	1630	10.6		1,750.00	0010	35.4
	1,300.00	0010	34.6		1,750.00	5620	36.1
					1,775.00	5620	49.5
					1,775.00	6280	42.4
Wtd. Avg. Base & Total Tons	803.79		3,059.4		1,776.12	1610	23.2
					1,782.00	5160	64.6
Charbono	1,600.00	3380	11.5		1,782.92	6110	28.4
	1,674.00	1210	31.1		1,794.60	5043	82.8
	1,800.00	0980	18.2		1,800.00	0010	60.7
Wtd. Avg. Base & Total Tons	1,697.72		60.8		1,800.00	1210	1.3
					1,800.00	1240	2.9
Cinsault	1,000.00	0780	11.1		1,800.00	1720	61.6
Wtd. Avg. Base & Total Tons	1,000.00		11.1		1,800.00	1770	6.0
					1,800.00	6800	51.2
Dolcetto	1,553.00	0010	2.0		1,825.00	1610	28.5
	2,030.00	0010	35.6		1,844.00	5160	64.4
Wtd. Avg. Base & Total Tons	2,004.63		37.6		1,850.00	0010	53.9
					1,850.00	1210	49.4
Gamay *	400.00	5043	3.5		1,850.00	1720	57.7
	505.00	1230	7.3		1,850.00	5043	13.0
	700.00	2960	34.4		1,850.00	6110	84.0
	849.30	0510	22.6		1,850.00	6160	35.1
	950.00	0010	7.4		1,857.58	1240	623.3
	950.00	4060	17.0		1,865.56	5620	163.1
	950.00	4100	23.8		1,880.00	0010	107.9
	971.00	2960	4.3		1,900.00	0010	51.1
	1,000.00	0010	11.1		1,900.00	0850	10.7
	1,000.00	5620	21.3		1,900.00	1730	7.7
	1,100.00	0220	11.0		1,900.15	5620	38.2
Wtd. Avg. Base & Total Tons	872.49		163.7		1,954.39	5043	20.6
					1,954.39	5620	32.9
					1,956.00	5160	31.3
					1,961.21	0010	18.2
					1,961.21	6110	235.3
					1,961.92	0010	24.7
Grenache	1,000.00	1260	11.6		1,979.01	0010	5.6
	1,400.00	1610	4.5		1,979.01	0210	22.6
	1,400.00	1630	1.0		1,980.00	5160	128.8
	1,500.00	0010	12.0		1,982.75	0010	264.1
	1,502.69	5620	13.2		1,998.81	0010	96.1
	1,800.00	1210	3.7		2,000.00	0010	19.7
	1,900.00	0010	8.7		2,000.00	5355	4.3
	2,392.00	1240	46.0		2,000.00	5620	53.6
Wtd. Avg. Base & Total Tons	1,890.34		100.7		2,000.00	6660	11.0
					2,050.00	5620	199.1
Mataro *	2,100.00	0220	3.7		2,050.35	0010	15.3
Wtd. Avg. Base & Total Tons	2,100.00		3.7		2,070.00	1610	1.2
					2,100.00	0010	18.8
					2,100.00	0240	1.8
Merlot	1,000.00	5308	36.3		2,100.00	1210	4.6
	1,400.00	0010	20.4		2,176.91	5620	146.9
	1,400.00	0230	0.6		2,200.00	0210	123.3
	1,400.00	1210	7.3		2,250.00	1210	17.3
	1,400.00	5043	198.7		2,250.00	1720	21.2
	1,450.00	1450	3.0		2,264.00	5160	18.6
	1,500.00	5043	66.0		2,300.00	1210	10.9
	1,500.00	5620	457.4		2,300.00	1410	38.1
	1,500.00	6123	15.6		2,300.00	1590	50.6
	1,500.00	6280	84.5		2,350.00	0010	5.8
	1,550.00	5160	75.9		2,500.00	0010	1.4
	1,550.00	5620	68.2		3,000.00	1640	4.6
	1,600.00	1210	5.2		3,200.00	1210	11.4
	1,600.00	1720	2.1	Wtd. Avg. Base & Total Tons	1,813.49		5,296.6
	1,600.00	5043	10.9				
	1,600.00	5620	14.3				

TABLE 8: BASE PRICE PAID TO GROWERS FOR GRAPES CRUSHED AND DELIVERED TO CALIFORNIA PROCESSORS FROM THE 2000 CROP WITH BRIX FACTORS AND PURCHASED TONNAGE, BY TYPE, VARIETY, REPORTING DISTRICT WHERE GROWN, AND WEIGHTED AVERAGE BASE PRICE.

District, Type, and Variety	Base Price Per Ton	Brix Factors	Tons	District, Type, and Variety	Base Price Per Ton	Brix Factors	Tons
	Dollars	Code a/			Dollars	Code a/	
DISTRICT 01 (Cont'd.)					1,800.00	5210	185.0
					1,800.00	5610	66.3
Meunier	1,400.00	0010	1.9		1,800.00	5620	205.0
	1,600.00	0010	1.9		1,800.00	6280	7.7
	1,600.00	1610	8.8		1,809.00	5160	35.5
Wtd. Avg. Base & Total Tons	1,569.84		12.6		1,822.80	0010	46.3
					1,864.81	0010	35.5
Montepulciano	1,700.00	0010	5.6		1,867.02	1240	145.2
Wtd. Avg. Base & Total Tons	1,700.00		5.6		1,875.00	0020	24.9
					1,875.54	5210	65.4
Nebbiolo	1,600.00	0010	17.2		1,890.00	0010	1.6
	1,849.00	1610	1.0		1,900.00	0010	21.3
Wtd. Avg. Base & Total Tons	1,613.68		18.2		1,900.00	1260	6.6
					1,900.00	1610	5.0
Petite Sirah	1,100.00	4660	13.5		1,907.17	0010	54.1
	1,200.00	5990	39.3		1,948.92	0010	12.1
	1,400.00	1210	26.6		2,000.00	0010	107.4
	1,500.00	4640	6.4		2,000.00	0020	20.9
	1,500.00	6123	13.4		2,000.00	0510	109.2
	1,500.00	6280	14.3		2,000.00	1240	17.8
	1,600.00	0010	0.5		2,000.00	1450	9.3
	1,600.00	6123	5.8		2,000.00	1610	0.3
	1,650.00	5204	15.3		2,000.00	5620	24.8
	1,717.00	1210	9.1		2,100.00	0010	52.8
	1,717.00	1610	2.3		2,100.00	0510	13.3
	1,800.00	0010	31.2		2,100.00	1210	55.5
	1,800.00	0850	1.6		2,100.00	1610	29.6
	1,800.00	1230	20.7		2,150.00	0010	44.4
	1,869.00	1610	13.1		2,200.00	0010	3.4
	1,950.00	5043	17.7		2,200.00	1610	3.8
	1,950.00	5080	53.5		2,200.00	1630	0.7
	1,950.00	5220	4.5		2,200.00	5204	36.7
	1,950.00	6110	17.7		2,200.00	6280	2.3
	1,993.25	1240	141.7		2,250.00	0010	16.1
	1,993.62	0230	4.7		2,250.00	1610	4.9
	2,000.00	0010	41.3		2,250.02	5620	14.9
	2,000.00	1630	25.1		2,300.00	0010	8.4
	2,000.00	1640	5.2		2,361.88	0020	7.7
	2,000.00	1770	8.7		2,400.00	0010	0.5
	2,072.88	0010	50.0		2,400.00	1610	6.8
	2,100.00	5620	13.7		2,415.00	0510	21.4
	2,200.00	1630	0.5		2,500.00	0010	7.0
	2,300.00	0010	41.7		2,500.00	0020	73.3
	2,300.00	0220	5.2		2,500.00	1000	3.2
	2,500.00	1630	2.3		2,500.00	1240	11.3
	3,000.00	0010	6.0		2,500.00	1610	4.3
	3,000.00	1820	5.6		2,520.00	0020	2.4
Wtd. Avg. Base & Total Tons	1,887.82		658.2		2,535.00	1610	24.5
					2,619.52	5620	10.9
Petite Verdot	2,200.00	1210	3.2		2,625.00	0220	21.9
	2,252.00	1290	5.7		2,640.00	1000	2.4
	2,373.99	0210	6.0		2,640.00	1010	3.8
	2,500.00	0010	1.7		2,700.00	1240	7.9
Wtd. Avg. Base & Total Tons	2,311.47		16.6		2,750.00	1000	1.7
					3,000.00	0010	1.6
Pinot Noir	600.00	0010	2.5		3,000.00	1000	3.3
	750.00	0020	2.8		3,556.00	0010	2.7
	1,082.00	5160	24.5		3,600.00	0010	6.9
	1,300.00	5620	18.3	Wtd. Avg. Base & Total Tons	1,880.09		2,377.2
	1,400.00	1210	5.0	Portugieser Blauer	1,200.00	1280	3.5
	1,400.00	1610	9.1	Wtd. Avg. Base & Total Tons	1,200.00		3.5
	1,400.00	5600	194.1	Sangiovetto *	1,185.19	5043	1.3
	1,450.00	6280	39.0		1,500.00	0850	5.2
	1,500.00	0010	49.1		1,500.00	1630	22.6
	1,540.00	5620	21.4		1,600.00	5160	8.1
	1,600.00	0010	2.3		1,600.00	6123	30.6
	1,600.00	5355	40.6		1,600.00	6280	10.1
	1,650.00	5255	11.5		1,650.00	0010	3.0
	1,676.59	0010	85.2		1,650.00	1480	11.4
	1,750.00	6110	29.0		1,700.00	5620	12.3
	1,775.00	1610	31.2		1,712.19	1240	73.8
	1,786.23	4060	53.1		1,750.00	5620	29.6
	1,797.41	0510	25.7		1,770.67	5620	6.0
	1,800.00	0010	13.3		1,800.00	0010	5.5
					1,800.00	1240	31.6

TABLE 8: BASE PRICE PAID TO GROWERS FOR GRAPES CRUSHED AND DELIVERED TO CALIFORNIA PROCESSORS FROM THE 2000 CROP WITH BRIX FACTORS AND PURCHASED TONNAGE, BY TYPE, VARIETY, REPORTING DISTRICT WHERE GROWN, AND WEIGHTED AVERAGE BASE PRICE.

District, Type, and Variety	Base Price Per Ton	Brix Factors	Tons	District, Type, and Variety	Base Price Per Ton	Brix Factors	Tons
	Dollars	Code a/			Dollars	Code a/	
DISTRICT 02 (Cont'd.)					1,300.00	3730	228.5
Chardonnay (Cont'd.)	1,541.76	6110	56.3		1,350.00	0960	23.6
	1,565.10	0850	12.3		1,406.04	0010	102.9
	1,580.00	0010	4.9		1,406.84	1190	117.6
	1,815.00	5160	26.2		1,406.85	0980	77.9
	1,855.71	0010	3.6				
	1,900.00	0010	6.4				
	2,300.00	0010	23.6				
Wtd. Avg. Base & Total Tons	1,256.07		1,502.5	Wtd. Avg. Base & Total Tons	1,011.22		4,921.6
Chenin Blanc	693.00	0980	23.7	Semillon	875.00	0660	86.7
	700.00	3970	21.1		875.00	3730	29.1
Wtd. Avg. Base & Total Tons	696.30		44.8	950.00	6218	29.9	
Gewurztraminer	800.00	0010	71.8	1,150.00	0010	3.8	
	800.00	0010	71.8	Wtd. Avg. Base & Total Tons	896.99		149.5
Muscat Blanc *	900.00	0010	4.2	Viognier	1,550.00	1640	3.6
	900.00	5620	25.3		1,600.00	0010	57.4
	992.94	1000	77.8	Wtd. Avg. Base & Total Tons	1,597.05		61.0
	1,000.00	1610	33.2	White Riesling *	797.07	0010	104.8
	1,000.00	3565	19.2		800.00	3730	20.2
	1,100.00	3565	54.3		900.00	0010	7.2
			969.21		4250	29.4	
Wtd. Avg. Base & Total Tons	1,009.02		214.0	1,000.00	1790	26.7	
Pinot Blanc	1,200.00	1000	3.5	Wtd. Avg. Base & Total Tons	856.97		188.3
	1,200.00	1000	3.5	Other White b/	1,100.00	1630	5.0
Sauvignon Blanc	800.00	0010	12.3	Wtd. Avg. Base & Total Tons	1,100.00		5.0
	825.00	0010	243.4	WINE GRAPES (RED)			
	850.00	4250	285.8	Aglianico	1,000.00	0190	0.3
	900.00	0010	52.6	Wtd. Avg. Base & Total Tons	1,000.00		0.3
	900.00	4250	424.6	Barbera	1,400.00	1640	6.5
	900.00	4478	148.7		1,500.00	0010	60.5
	900.00	5620	51.7		1,700.00	1770	22.0
	924.35	0660	106.8	Wtd. Avg. Base & Total Tons	1,542.13		89.0
	932.43	0660	128.9	Cabernet Franc	1,100.00	1610	1.5
	941.17	0660	41.7		1,183.60	0010	39.3
	950.00	0010	14.0		1,300.00	1640	6.1
	950.00	4250	226.9		1,325.00	1640	18.8
	950.76	0010	21.2		1,550.00	1250	7.5
	965.00	4250	149.1		1,655.52	6110	5.8
	966.34	0010	601.8		1,655.52	6140	4.3
	966.59	0010	23.4		1,744.57	1230	8.6
	967.12	0660	36.5		1,968.41	6110	22.5
967.12	5340	46.7	1,982.67		1580	3.5	
967.42	0010	120.4	2,055.31	6110	12.5		
969.55	4250	44.7	2,158.08	6110	95.8		
969.55	4640	62.1	Wtd. Avg. Base & Total Tons	1,803.80		226.2	
975.00	0660	8.2	Cabernet Sauvignon	769.00	0010	18.4	
975.00	2924	71.0		900.00	1210	0.3	
981.29	0010	211.2		1,000.00	0010	41.6	
1,000.00	0010	22.6		1,200.00	1190	6.0	
1,000.00	0660	243.8		1,200.00	1610	6.7	
1,000.00	0850	63.8		1,200.00	5204	57.3	
1,000.00	4470	24.0		1,250.00	5160	99.3	
1,000.00	5210	67.6		1,350.00	0010	80.1	
1,000.02	0010	6.4		1,400.00	1150	36.5	
1,000.03	0010	255.8		1,400.00	1610	6.0	
1,063.83	1110	17.8		1,400.00	1640	12.4	
1,100.00	0010	22.5		1,400.00	5043	150.3	
1,100.00	0980	3.4		1,450.00	1000	299.1	
1,100.00	1190	78.7		1,500.00	0010	28.5	
1,100.00	4640	57.9		1,500.00	5043	19.1	
1,107.00	0010	23.9		1,537.99	1000	112.7	
1,127.81	5340	9.7		1,538.00	0010	72.4	
1,150.00	0980	26.4	1,538.00	1000	175.7		
1,166.68	0010	112.0	1,550.00	0010	63.5		
1,166.96	0010	29.1	1,585.00	1640	10.5		
1,181.36	0010	41.7					
1,200.00	0010	48.9					
1,250.07	0010	51.7					
1,278.21	0010	29.7					

TABLE 8: BASE PRICE PAID TO GROWERS FOR GRAPES CRUSHED AND DELIVERED TO CALIFORNIA PROCESSORS FROM THE 2000 CROP WITH BRIX FACTORS AND PURCHASED TONNAGE, BY TYPE, VARIETY, REPORTING DISTRICT WHERE GROWN, AND WEIGHTED AVERAGE BASE PRICE.

District, Type, and Variety	Base Price Per Ton	Brix Factors	Tons
	Dollars	Code a/	

District, Type, and Variety	Base Price Per Ton	Brix Factors	Tons
	Dollars	Code a/	

DISTRICT 02 (Cont'd.)

Cabernet Sauvignon (Cont'd.)	1,600.00	1410	2.8
	1,620.00	5043	228.2
	1,650.00	1410	12.5
	1,675.00	0010	264.2
	1,675.00	1000	24.5
	1,675.00	1130	156.2
	1,675.00	1250	47.8
	1,675.00	6350	2.2
	1,677.50	6735	654.6
	1,688.26	1240	152.3
	1,691.79	1210	16.0
	1,700.00	0010	21.0
	1,700.00	6110	144.4
	1,713.69	6110	208.6
	1,750.00	6160	20.2
	1,800.00	0010	18.1
	1,800.00	0850	8.3
	1,800.00	1150	20.8
	1,800.00	6765	18.0
	1,841.51	0010	15.9
	1,845.06	0010	54.4
	1,877.46	0210	73.6
	1,900.00	5600	2.2
	2,000.00	1210	109.4
	2,000.00	1410	76.3
	2,006.90	0010	62.1
	2,127.43	1410	66.6
	2,158.21	6110	13.4
	2,266.12	6110	118.7
	2,287.70	0010	123.3
	2,395.93	0010	35.4
	2,500.00	0010	9.6
Wtd. Avg. Base & Total Tons	1,674.98		4,078.0
Gamay *	800.00	1210	8.0
	850.00	4060	55.8
	932.00	1240	9.6
Wtd. Avg. Base & Total Tons	855.28		73.4
Malbec	1,800.00	0010	3.9
	2,186.00	1240	4.2
Wtd. Avg. Base & Total Tons	2,000.15		8.1
Merlot	1,200.00	6280	44.1
	1,250.00	4640	28.2
	1,400.00	0010	46.8
	1,435.00	0010	30.2
	1,435.00	1000	247.2
	1,450.00	5160	422.7
	1,500.00	1640	3.3
	1,500.00	6110	52.6
	1,596.82	0010	7.4
	1,596.82	6110	27.3
	1,600.00	0010	1.4
	1,600.00	0850	87.8
	1,600.00	1610	44.4
	1,600.00	5043	313.1
	1,640.00	0010	110.8
	1,640.00	1130	55.7
	1,675.00	1640	38.8
	1,725.00	1640	14.0
	1,737.87	6110	5.3
	1,749.00	1240	158.7
	1,800.00	0850	27.4
	1,913.85	6110	146.1
	2,081.89	6110	59.4
	2,300.00	0010	42.5
Wtd. Avg. Base & Total Tons	1,596.85		2,015.2
Nebbiolo	1,000.00	0240	0.5
Wtd. Avg. Base & Total Tons	1,000.00		0.5

Petite Sirah	1,442.14	1230	15.5
	1,500.00	0010	1.0
	1,600.00	0010	20.9
	1,738.33	6110	38.0
	1,865.59	0230	6.3
	2,300.00	0010	22.3
Wtd. Avg. Base & Total Tons	1,792.24		104.0
Petite Verdot	2,048.00	1645	7.3
Wtd. Avg. Base & Total Tons	2,048.00		7.3
Pinot Noir	1,966.37	0010	1.6
Wtd. Avg. Base & Total Tons	1,966.37		1.6
Sangiovese *	1,000.00	0240	0.5
	1,600.00	0010	10.9
Wtd. Avg. Base & Total Tons	1,573.68		11.4
Souzao	1,450.00	0010	1.5
Wtd. Avg. Base & Total Tons	1,450.00		1.5
Syrah *	850.00	3970	80.4
	900.00	5395	18.1
	1,350.00	0010	31.1
	1,375.00	1640	147.0
	1,400.00	1410	6.5
	1,500.00	0850	2.2
	1,600.00	0010	8.7
	1,650.00	1630	16.1
	1,679.00	1240	57.0
	1,750.00	0010	4.7
Wtd. Avg. Base & Total Tons	1,305.95		371.8
Tinta Cao	1,450.00	0010	1.5
Wtd. Avg. Base & Total Tons	1,450.00		1.5
Tinta Madeira	1,450.00	0010	1.5
Wtd. Avg. Base & Total Tons	1,450.00		1.5
Touriga	1,450.00	0010	1.5
Wtd. Avg. Base & Total Tons	1,450.00		1.5
Zinfandel	600.00	2790	1,239.6
	750.00	0010	26.8
	900.00	0010	1.2
	900.00	1190	1.5
	1,127.81	5340	194.1
	1,375.00	1640	12.3
	1,400.00	1250	24.5
	1,400.00	1820	3.1
	1,400.00	6365	74.0
	1,425.00	1240	108.7
	1,500.00	0010	3.8
	1,500.00	0230	0.2
	1,500.00	6110	121.7
	1,600.00	0010	14.0
	1,700.00	5600	2.4
	1,779.21	0010	8.5
Wtd. Avg. Base & Total Tons	832.83		1,836.4

DISTRICT 03

WINE GRAPES (WHITE)

Arneis	1,500.00	0960	27.0
Wtd. Avg. Base & Total Tons	1,500.00		27.0

TABLE 8: BASE PRICE PAID TO GROWERS FOR GRAPES CRUSHED AND DELIVERED TO CALIFORNIA PROCESSORS FROM THE 2000 CROP WITH BRIX FACTORS AND PURCHASED TONNAGE, BY TYPE, VARIETY, REPORTING DISTRICT WHERE GROWN, AND WEIGHTED AVERAGE BASE PRICE.

District, Type, and Variety	Base Price Per Ton	Brix Factors	Tons	District, Type, and Variety	Base Price Per Ton	Brix Factors	Tons
	Dollars	Code a/			Dollars	Code a/	
DISTRICT 03 (Cont'd.)					1,855.00	1210	49.8
					1,855.70	0010	159.5
Chardonnay	900.00	0010	31.0		1,855.71	0010	543.4
	900.00	1000	3.0		1,855.71	0510	307.1
	928.55	0010	72.9		1,855.71	5043	65.3
	1,000.00	0010	35.5		1,856.00	0010	24.8
	1,000.00	0640	6.4		1,856.00	1210	5.9
	1,000.00	1000	89.4		1,856.00	1370	17.2
	1,100.00	1000	7.2		1,857.00	0010	13.4
	1,200.00	0010	3.7		1,857.00	6010	22.8
	1,200.00	1000	41.7		1,857.10	0010	181.7
	1,200.00	5043	17.2		1,857.10	1000	21.4
	1,225.00	1000	7.0		1,857.10	1240	58.0
	1,287.00	0010	106.7		1,857.10	4670	184.7
	1,300.00	0010	121.4		1,857.10	4815	258.8
	1,300.00	1000	3.6		1,857.10	5620	587.0
	1,400.00	0010	21.2		1,857.19	0010	1,974.9
	1,400.00	1000	15.9		1,857.19	0510	275.2
	1,400.00	1590	84.6		1,857.19	1370	93.5
	1,440.00	0010	139.6		1,857.19	1580	15.8
	1,486.38	5620	70.7		1,857.19	5620	103.1
	1,500.00	0010	484.6		1,885.14	0010	44.8
	1,500.00	0910	190.2		1,892.16	0010	21.7
	1,500.00	1000	40.8		1,900.00	0010	702.5
	1,500.00	1610	5.5		1,900.00	0850	38.9
	1,500.00	5043	41.1		1,900.00	1000	267.7
	1,539.47	5620	6.6		1,900.00	1210	63.7
	1,580.16	0010	26.2		1,900.00	1240	70.6
	1,592.55	5620	168.7		1,900.00	1260	125.9
	1,600.00	0010	43.4		1,900.00	1370	129.3
	1,600.00	1000	9.2		1,900.00	1450	61.3
	1,600.00	1210	4.9		1,900.00	1580	80.6
	1,600.00	1610	10.5		1,900.00	1610	2.1
	1,600.00	5620	245.7		1,900.00	1640	48.1
	1,650.00	0010	4.5		1,900.00	5620	123.0
	1,650.00	4640	73.6		1,900.00	6010	45.5
	1,650.00	5095	281.2		1,907.10	1110	35.9
	1,650.00	5620	77.7		1,908.38	1230	69.7
	1,680.00	0010	28.5		1,912.91	5110	23.9
	1,700.00	0010	1,006.3		1,920.00	1000	44.9
	1,700.00	0820	32.2		1,920.24	4670	17.3
	1,700.00	1000	64.6		1,926.00	1210	40.2
	1,700.00	1240	117.2		1,942.50	0010	22.2
	1,700.00	1361	3.9		1,949.00	1210	74.6
	1,700.00	1450	4.9		1,949.96	0010	182.3
	1,700.00	1640	63.8		1,950.00	0010	1,219.6
	1,700.00	5600	3,992.6		1,950.00	0980	194.2
	1,700.00	5620	2,550.3		1,950.00	1000	16.2
	1,742.55	5620	88.3		1,950.00	1230	25.3
	1,750.00	0010	149.7		1,950.00	1240	1.5
	1,750.00	1290	24.0		1,950.00	4160	61.0
	1,750.00	5620	6.6		1,950.00	6282	24.0
	1,758.00	1240	6.6		1,950.05	0010	595.8
	1,762.49	0010	61.4		1,950.05	1370	144.8
	1,800.00	0010	1,000.8		1,950.05	1580	26.3
	1,800.00	0220	4.7		1,950.05	6010	8.3
	1,800.00	0980	639.2		1,950.05	6110	217.7
	1,800.00	0990	116.9		1,968.62	0010	171.6
	1,800.00	1000	142.6		1,975.00	1240	13.1
	1,800.00	1120	406.0		1,981.53	4670	25.7
	1,800.00	1130	95.1		1,986.00	1210	24.7
	1,800.00	1230	41.8		1,996.91	0010	65.0
	1,800.00	1240	23.2		1,997.10	0010	8.9
	1,800.00	1370	18.6		2,000.00	0010	1,558.5
	1,800.00	1610	2.0		2,000.00	0190	5.4
	1,800.00	4670	97.1		2,000.00	0220	19.8
	1,800.00	5620	187.5		2,000.00	0980	67.1
	1,800.00	5670	104.5		2,000.00	1000	150.6
	1,800.00	6110	53.0		2,000.00	1210	294.7
	1,818.00	0010	2.8		2,000.00	1230	4.9
	1,825.00	0010	71.0		2,000.00	1240	183.0
	1,825.00	0980	1.8		2,000.00	1260	19.9
	1,849.91	0010	103.9		2,000.00	1350	5.0
	1,850.00	0010	163.5		2,000.00	1410	7.0
	1,850.00	1000	81.3		2,000.00	1580	100.6
	1,850.00	1370	5.7		2,000.00	1590	30.2
	1,850.00	5610	55.0		2,000.00	1610	78.8
	1,850.00	5620	325.9		2,000.00	1630	20.1
	1,855.00	0010	26.6		2,000.00	1790	5.0

TABLE 8: BASE PRICE PAID TO GROWERS FOR GRAPES CRUSHED AND DELIVERED TO CALIFORNIA PROCESSORS FROM THE 2000 CROP WITH BRIX FACTORS AND PURCHASED TONNAGE, BY TYPE, VARIETY, REPORTING DISTRICT WHERE GROWN, AND WEIGHTED AVERAGE BASE PRICE.

District, Type, and Variety	Base Price Per Ton	Brix Factors	Tons	District, Type, and Variety	Base Price Per Ton	Brix Factors	Tons
	Dollars	Code a/			Dollars	Code a/	
DISTRICT 03 (Cont'd.)					2,135.77	0600	194.2
Chardonnay (Cont'd.)	2,000.00	4473	1.1		2,135.77	1230	169.3
	2,000.00	4670	93.9		2,135.77	1250	758.0
	2,000.00	5620	52.4		2,135.77	6110	347.3
	2,000.00	5670	321.7		2,136.00	0010	99.7
	2,003.00	0010	226.2		2,150.00	1210	52.6
	2,010.00	1210	3.0		2,150.00	1290	14.9
	2,024.91	0010	710.8		2,150.00	1361	41.3
	2,026.00	1210	13.5		2,153.00	0010	10.9
	2,030.00	0010	34.0		2,156.36	0010	416.9
	2,030.28	1210	82.1		2,157.23	0010	302.6
	2,041.00	0010	127.8		2,175.00	0010	12.0
	2,041.00	0220	11.5		2,175.00	1260	22.3
	2,041.00	1240	6.7		2,178.61	0010	31.1
	2,041.10	1610	26.3		2,180.00	1230	26.5
	2,041.11	0010	22.1		2,180.45	1240	116.5
	2,041.28	0500	103.1		2,182.19	0010	2.7
	2,041.28	1240	16.1		2,187.00	0010	5.1
	2,042.00	1210	92.1		2,200.00	0010	1,977.7
	2,042.73	0600	25.9		2,200.00	1000	14.1
	2,042.81	0010	2,433.1		2,200.00	1157	22.3
	2,042.81	4670	163.4		2,200.00	1210	90.1
	2,042.81	5200	80.9		2,200.00	1230	25.6
	2,042.81	5620	125.5		2,200.00	1240	10.2
	2,042.81	5857	0.6		2,200.00	1250	196.7
	2,042.81	6385	36.3		2,200.00	1350	69.5
	2,042.90	0010	64.6		2,200.00	1370	7.3
	2,042.90	1190	108.6		2,200.00	1410	20.6
	2,042.90	1210	24.5		2,200.00	1450	20.9
	2,042.90	1370	14.7		2,200.00	1580	92.3
	2,042.90	1580	71.1		2,200.00	1610	58.3
	2,042.91	0010	934.8		2,200.00	1630	22.2
	2,042.91	0910	55.7		2,200.00	1640	14.0
	2,042.91	1210	640.8		2,200.00	5620	41.5
	2,042.91	1240	56.7		2,225.73	0010	21.9
	2,042.91	6000	23.8		2,226.90	0010	25.4
	2,042.91	6010	151.6		2,227.00	0010	322.2
	2,042.91	6110	72.6		2,228.00	1240	21.7
	2,042.91	6140	60.4		2,228.52	0010	154.4
	2,043.00	0010	459.5		2,228.52	5857	1,042.7
	2,043.00	1610	47.5		2,228.63	0010	102.4
	2,045.00	0010	130.3		2,228.63	1480	37.4
	2,050.00	0010	164.0		2,241.00	1000	17.1
	2,050.00	0230	7.3		2,243.83	0010	24.0
	2,050.00	1450	20.8		2,250.00	0010	26.6
	2,074.61	1120	117.3		2,250.00	0980	93.7
	2,088.61	0850	21.1		2,250.00	1370	89.6
	2,089.24	0010	122.3		2,250.00	1580	13.5
	2,089.34	0010	106.2		2,277.00	1370	60.4
	2,093.20	0010	6.1		2,295.46	0010	47.5
	2,097.00	0010	38.9		2,300.00	0010	211.4
	2,097.00	1210	98.1		2,300.00	1260	122.5
	2,098.00	1210	217.9		2,300.00	5620	40.9
	2,100.00	0010	1,171.5		2,319.44	0010	65.9
	2,100.00	1000	13.9		2,321.38	0010	138.0
	2,100.00	1210	141.4		2,329.62	1210	30.8
	2,100.00	1580	66.1		2,350.00	0010	50.6
	2,100.00	1610	45.8		2,350.00	1370	124.6
	2,100.00	1790	5.0		2,350.00	1610	5.7
	2,100.00	5620	10.4		2,400.00	0010	30.6
	2,115.00	0010	10.5		2,400.00	1040	1.4
	2,119.11	0010	29.3		2,400.00	1210	13.7
	2,130.00	0010	20.4		2,400.00	1240	20.4
	2,133.88	0010	41.8		2,400.00	1610	5.0
	2,134.00	0010	245.6		2,400.00	1720	3.0
	2,134.00	1210	62.6		2,408.71	1610	6.3
	2,134.00	1370	16.6		2,410.00	1210	9.9
	2,134.06	0010	22.7		2,416.66	0010	44.9
	2,134.06	1240	20.0		2,420.00	0010	120.5
	2,134.07	0010	2.0		2,454.62	1450	10.5
	2,134.07	1450	23.2		2,465.90	6110	174.1
	2,135.00	0010	448.4		2,475.00	1010	219.5
	2,135.00	1210	43.8		2,494.27	0860	115.1
	2,135.00	6010	328.1		2,494.61	0010	22.5
	2,135.00	6110	409.6		2,500.00	0010	20.2
	2,135.66	0010	205.2		2,500.00	0110	22.9
	2,135.67	0010	152.0		2,500.00	1000	13.1
	2,135.77	0010	351.5		2,500.00	1210	15.4
					2,500.00	1580	3.9

TABLE 8: BASE PRICE PAID TO GROWERS FOR GRAPES CRUSHED AND DELIVERED TO CALIFORNIA PROCESSORS FROM THE 2000 CROP WITH BRIX FACTORS AND PURCHASED TONNAGE, BY TYPE, VARIETY, REPORTING DISTRICT WHERE GROWN, AND WEIGHTED AVERAGE BASE PRICE.

District, Type, and Variety	Base Price Per Ton	Brix Factors	Tons	District, Type, and Variety	Base Price Per Ton	Brix Factors	Tons
	Dollars	Code a/			Dollars	Code a/	
DISTRICT 03 (Cont'd.)					2,000.00	0010	1.2
Chardonnay (Cont'd.)	2,507.00	1210	18.0	Wtd. Avg. Base & Total Tons	1,264.72		590.0
	2,507.00	1240	5.0	Gray Riesling *	1,111.00	0010	62.4
	2,545.57	0010	213.4		1,400.00	0860	4.1
	2,600.00	1000	1.8	Wtd. Avg. Base & Total Tons	1,128.82		66.5
	2,650.00	1610	4.8	Kleinberger	1,000.00	1240	5.4
	2,693.00	1210	241.8	Wtd. Avg. Base & Total Tons	1,000.00		5.4
	2,700.00	1290	17.4	Malvasia Bianca *	1,804.00	0010	13.6
	2,705.00	1790	27.4	Wtd. Avg. Base & Total Tons	1,804.00		13.6
	2,750.00	1720	1.4	Marsanne	1,800.00	0010	33.6
	2,800.00	1260	12.8		1,980.00	1210	2.0
	2,800.00	1410	105.7	Wtd. Avg. Base & Total Tons	1,810.11		35.6
	2,800.00	1820	7.6	Melon	1,658.89	1240	12.5
	3,000.00	0010	118.8	Wtd. Avg. Base & Total Tons	1,658.89		12.5
	3,000.00	1000	15.4	Muscat Blanc *	1,640.72	0010	52.0
	3,000.00	1610	3.9		1,650.00	0010	3.0
	3,081.41	0010	19.8		1,804.00	0010	2.2
	3,159.30	0010	12.8		2,050.00	0010	5.3
	3,200.00	1720	1.0		2,400.00	1997	3.7
	3,500.00	1410	8.5	Wtd. Avg. Base & Total Tons	1,721.77		66.2
	3,500.00	1610	8.3	Muscat Orange	1,190.48	0010	0.9
	3,634.00	0010	28.2	Wtd. Avg. Base & Total Tons	1,190.48		0.9
	5,000.00	1610	0.7	Palomino *	550.00	0010	21.0
Wtd. Avg. Base & Total Tons	1,958.98		49,739.0	Wtd. Avg. Base & Total Tons	550.00		21.0
Chenin Blanc	450.00	0010	150.3	Pinot Blanc	1,442.51	0010	27.7
	600.00	3740	8.4		1,500.00	0010	58.0
	625.00	0010	108.7		1,586.76	0010	143.1
	671.23	4060	29.9		1,586.76	1350	125.5
	700.00	0010	53.9		1,658.89	0010	34.0
	704.00	0010	14.2	Wtd. Avg. Base & Total Tons	2,200.00	0010	24.4
	750.00	0010	16.7	Pinot Gris *	889.14	0010	5.2
	750.00	3970	26.7		1,200.00	1190	52.0
	800.00	3970	30.2		1,300.00	0630	8.8
Wtd. Avg. Base & Total Tons	603.92		439.0		1,500.00	1210	17.1
French Colombard	300.00	0010	31.4		1,500.00	1240	0.4
	500.00	3970	31.8		1,650.00	0980	23.2
	500.00	4060	14.9		1,699.70	0010	25.3
	550.00	0980	2.5		1,700.00	0010	23.6
	561.93	0010	841.9		1,768.82	0010	13.4
	575.00	0010	110.5		1,778.00	5095	17.6
	600.00	0010	36.6		1,800.00	0010	74.6
	600.00	3740	12.5		1,944.00	0010	19.0
	675.00	0010	5.7		1,944.01	0010	2.2
	700.00	1000	22.6		1,944.02	0010	17.3
	700.00	1210	20.1		2,000.00	0010	12.8
	800.00	0960	0.6		2,000.00	0010	12.8
Wtd. Avg. Base & Total Tons	560.91		1,131.1		2,124.00	1410	1.6
Gewurztraminer	869.41	1190	5.8		2,200.00	0010	30.3
	900.00	5070	19.3		2,319.44	0010	26.1
	1,000.00	0010	18.9		2,432.57	0010	6.1
	1,000.00	0950	1.4	Wtd. Avg. Base & Total Tons	1,755.89		376.6
	1,148.29	0010	3.4	Roussanne	1,800.00	0010	21.3
	1,150.00	1000	92.7		1,800.00	1240	2.3
	1,150.00	1240	9.6		1,980.00	0010	2.6
	1,151.91	0010	11.1	Wtd. Avg. Base & Total Tons	1,817.86		26.2
	1,200.00	0010	36.0				
	1,200.00	1240	78.9				
	1,250.00	0010	8.7				
	1,267.10	0010	16.1				
	1,275.00	1370	25.6				
	1,300.00	0010	62.1				
	1,300.00	1200	44.1				
	1,325.00	0010	13.3				
	1,350.00	1580	57.6				
	1,500.00	0010	37.3				
	1,500.00	1210	19.4				
	1,500.00	1972	2.0				
	1,600.00	0010	3.5				
	1,700.00	0010	17.5				
	1,800.00	0010	4.5				

TABLE 8: BASE PRICE PAID TO GROWERS FOR GRAPES CRUSHED AND DELIVERED TO CALIFORNIA PROCESSORS FROM THE 2000 CROP WITH BRIX FACTORS AND PURCHASED TONNAGE, BY TYPE, VARIETY, REPORTING DISTRICT WHERE GROWN, AND WEIGHTED AVERAGE BASE PRICE.

District, Type, and Variety	Base Price Per Ton	Brix Factors	Tons	District, Type, and Variety	Base Price Per Ton	Brix Factors	Tons
	Dollars	Code a/			Dollars	Code a/	
DISTRICT 03 (Cont'd.)							
Sauvignon Blanc	700.00	0010	93.5		1,800.00	1010	34.5
	780.00	1610	1.4		1,800.00	1370	85.4
	800.00	1000	7.2		2,200.00	0010	3.3
	800.00	1853	3.5	Wtd. Avg. Base & Total Tons	1,395.87		5,667.8
	900.00	0010	24.9	Sauvignon Musque	1,493.25	0980	142.7
	1,000.00	1210	1.2	Wtd. Avg. Base & Total Tons	1,493.25		142.7
	1,000.00	1290	2.1	Sauvignon Vert *	500.00	0010	11.1
	1,100.00	1610	2.5		1,200.00	0010	6.1
	1,168.40	0010	19.7	Wtd. Avg. Base & Total Tons	748.26		17.2
	1,200.00	0010	29.2	Semillon	800.00	1630	0.3
	1,200.00	1090	9.3		1,000.00	1210	0.4
	1,200.00	1210	21.1		1,250.00	4955	22.6
	1,207.50	0010	7.1		1,291.65	0010	29.1
	1,250.00	1000	45.9		1,292.00	0010	9.5
	1,250.00	1240	6.2		1,300.00	4670	5.6
	1,278.00	0010	54.1		1,302.43	0010	41.6
	1,278.00	0960	76.1		1,406.03	0010	3.9
	1,278.00	1110	3.1		1,420.82	0010	108.4
	1,278.21	0010	329.0		1,497.79	1120	73.7
	1,278.95	0010	240.7		1,497.79	5350	70.9
	1,280.00	0010	79.4		1,500.00	0010	11.8
	1,300.00	0010	140.2		1,700.00	0010	13.0
	1,300.00	1110	59.0		1,750.00	0010	9.9
	1,300.00	1290	14.3		1,750.00	1110	13.8
	1,342.12	0010	20.5		1,750.00	1200	3.3
	1,342.89	1190	52.8	Wtd. Avg. Base & Total Tons	1,444.10		417.8
	1,350.00	1240	3.4	Tocai Friulano	1,540.00	0010	3.5
	1,350.00	1370	2.1		1,650.00	0010	4.9
	1,350.00	1730	4.9	Wtd. Avg. Base & Total Tons	1,604.17		8.4
	1,350.00	4100	20.9	Vernaccia	2,319.44	0010	5.0
	1,350.00	6455	57.0	Wtd. Avg. Base & Total Tons	2,319.44		5.0
	1,360.00	1610	39.9	Viognier	1,600.00	1610	1.8
	1,361.00	0960	91.4		1,800.00	0010	47.9
	1,400.00	0010	426.7		1,850.00	0010	18.6
	1,400.00	0840	18.4		1,900.00	1610	23.7
	1,400.00	1090	7.4		2,000.00	1240	2.1
	1,400.00	1110	64.1		2,058.87	0010	15.9
	1,400.00	1210	15.7		2,101.00	0010	11.9
	1,405.00	0960	126.0		2,101.48	0010	39.7
	1,406.00	1210	4.9		2,133.76	0010	12.5
	1,406.03	0010	175.8		2,200.00	0010	10.1
	1,406.04	0010	191.5		2,200.00	1610	9.5
	1,406.84	1190	26.6		2,200.00	1820	8.1
	1,406.85	0010	125.5		2,250.00	1010	27.9
	1,406.85	0980	771.0		2,250.00	1210	7.8
	1,406.85	5070	22.9		2,300.00	0010	25.9
	1,407.00	1000	72.5		2,300.00	1000	0.9
	1,417.20	0010	107.9		2,300.00	1260	8.6
	1,430.85	0010	35.4		2,311.00	0010	8.5
	1,431.60	0010	72.8		2,311.60	1450	5.0
	1,432.42	1190	100.3		2,311.63	0010	10.8
	1,432.42	1200	37.6		2,417.00	0010	5.3
	1,432.42	1370	91.7		2,433.06	0010	20.3
	1,450.00	0010	202.8		2,453.82	0100	8.1
	1,469.95	0010	114.8		2,500.00	0010	11.0
	1,470.00	0010	9.8		3,000.00	1000	3.2
	1,470.00	1210	16.5	Wtd. Avg. Base & Total Tons	2,140.27		345.1
	1,470.79	0010	32.6	White Riesling *	1,000.00	0010	29.6
	1,470.79	1240	62.1		1,000.00	1240	12.2
	1,470.79	4440	29.8		1,250.00	0010	9.5
	1,470.79	5070	209.1		1,415.00	1240	2.5
	1,500.00	0010	260.7		1,500.00	0010	14.2
	1,500.00	1200	157.0		1,552.88	1240	30.2
	1,500.00	1210	80.3		1,800.00	0010	2.2
	1,500.00	6545	12.5		2,500.00	0010	5.9
	1,534.74	0010	7.5				
	1,534.74	0980	103.9				
	1,550.00	1290	1.0				
	1,568.07	0010	26.5				
	1,568.07	0980	25.0				
	1,583.40	0010	27.0				
	1,600.00	0010	33.0				
	1,600.00	1360	44.6				
	1,600.00	4670	19.3				
	1,724.88	0980	1.6				
	1,750.00	1210	5.3				
	1,750.00	1230	3.6				

TABLE 8: BASE PRICE PAID TO GROWERS FOR GRAPES CRUSHED AND DELIVERED TO CALIFORNIA PROCESSORS FROM THE 2000 CROP WITH BRIX FACTORS AND PURCHASED TONNAGE, BY TYPE, VARIETY, REPORTING DISTRICT WHERE GROWN, AND WEIGHTED AVERAGE BASE PRICE.

District, Type, and Variety	Base Price Per Ton	Brix Factors	Tons	District, Type, and Variety	Base Price Per Ton	Brix Factors	Tons
	Dollars	Code a/			Dollars	Code a/	
DISTRICT 03 (Cont'd.)					2,200.00	1240	1.3
White Riesling * (Cont'd.)	4,025.04	0010	5.6		2,200.00	1610	11.8
Wtd. Avg. Base & Total Tons	1,489.36		111.9		2,200.00	5620	31.4
Other White b/	600.00	0010	3.0		2,205.00	0010	9.4
	600.00	1210	2.8		2,211.00	0010	4.3
	709.81	0010	1.1		2,215.00	0010	7.1
	750.00	0010	0.6		2,222.00	0010	8.7
	800.00	0010	10.0		2,222.00	1000	2.2
	2,000.00	0010	0.4		2,222.00	1210	1.6
Wtd. Avg. Base & Total Tons	754.79		17.9		2,252.00	0010	11.5
					2,252.07	0010	20.9
					2,253.00	0010	0.9
					2,253.00	1260	4.9
					2,260.00	0010	9.7
					2,260.84	0010	49.4
					2,260.84	1790	0.8
					2,260.85	0010	157.8
					2,300.00	0010	6.6
					2,300.00	1210	6.5
					2,300.00	5620	5.2
					2,300.00	6123	11.5
					2,307.64	0010	10.4
					2,310.00	1010	8.4
					2,350.00	0010	4.9
					2,350.00	1610	4.5
					2,354.00	0010	45.3
					2,354.44	0010	18.0
					2,354.45	0010	30.1
					2,357.00	0010	9.5
					2,360.00	0010	59.7
					2,363.61	0010	89.4
					2,363.61	6110	67.0
					2,378.40	0010	10.2
					2,393.52	0010	18.7
					2,400.00	1210	31.7
					2,400.00	1350	14.8
					2,466.37	6610	20.3
					2,481.90	0010	2.5
					2,485.15	1010	25.5
					2,500.00	0010	3.4
					2,500.00	1240	4.5
					2,511.92	0010	6.9
					2,589.80	0010	11.2
					2,600.00	0010	2.8
					2,840.00	0010	46.1
					3,000.00	0010	7.8
					3,000.00	0210	3.7
					4,517.63	0010	3.5
Wtd. Avg. Base & Total Tons	1,630.67		110.9	Wtd. Avg. Base & Total Tons	2,226.53		1,513.0
Barbera	1,161.77	0010	7.2	Cabernet Sauvignon	600.00	0010	15.0
	1,600.00	0010	15.4		1,100.00	0010	8.0
	1,800.00	0010	8.4		1,200.00	0010	16.7
	2,000.00	4670	27.3		1,300.00	0010	3.1
	2,038.74	0010	0.1		1,300.00	1260	1.9
	2,039.00	1770	14.2		1,500.00	0010	2.7
	2,300.00	0010	30.2		1,600.00	5620	16.5
	2,300.00	1010	37.6		1,700.00	0010	12.5
	2,323.54	0010	10.4		1,700.00	1240	54.7
	2,500.00	1630	3.3		1,800.00	0010	134.5
Wtd. Avg. Base & Total Tons	2,078.11		154.1		1,800.00	1000	1.2
Cabernet Franc	1,100.00	0010	1.8		1,800.00	6110	34.8
	1,600.00	1240	18.8		1,800.00	0010	36.3
	1,600.00	5620	10.4		1,850.00	0010	17.0
	1,800.00	0010	2.2		1,897.29	0010	26.8
	1,800.00	5620	31.3		1,897.69	0010	56.4
	1,900.00	0010	39.0		1,900.00	0010	24.0
	1,922.00	0010	0.8		1,900.00	5610	24.0
	2,000.00	0010	15.2		1,900.00	5620	46.6
	2,000.00	4670	59.7		1,919.00	5043	3.6
	2,000.00	5620	11.3		1,925.00	5620	10.5
	2,000.00	5670	25.8		1,950.00	0010	28.7
	2,047.34	0010	21.8		1,950.00	1610	11.3
	2,047.34	5620	12.1		1,955.00	0010	1.6
	2,049.00	0010	4.4		2,000.00	0010	288.1
	2,049.26	0010	155.2		2,000.00	1000	5.6
	2,049.26	1630	6.1		2,000.00	1210	2.3
	2,050.00	1000	53.0		2,000.00	1240	0.8
	2,055.31	0010	62.1		2,000.00	1610	3.9
	2,100.00	0010	1.7				
	2,100.00	1010	21.1				
	2,100.00	1260	1.0				
	2,150.00	0010	1.8				
	2,152.00	1210	24.2				
	2,172.00	0210	1.2				
	2,193.00	0010	1.4				
	2,200.00	0010	1.1				
	2,200.00	1000	4.2				

TABLE 8: BASE PRICE PAID TO GROWERS FOR GRAPES CRUSHED AND DELIVERED TO CALIFORNIA PROCESSORS FROM THE 2000 CROP WITH BRIX FACTORS AND PURCHASED TONNAGE, BY TYPE, VARIETY, REPORTING DISTRICT WHERE GROWN, AND WEIGHTED AVERAGE BASE PRICE.

District, Type, and Variety	Base Price Per Ton	Brix Factors	Tons	District, Type, and Variety	Base Price Per Ton	Brix Factors	Tons
	Dollars	Code a/			Dollars	Code a/	
DISTRICT 03 (Cont'd.)					2,375.00	0010	27.3
Cabernet Sauvignon (Cont'd.)	2,000.00	1630	0.9		2,375.00	1770	1.1
	2,000.00	5620	50.4		2,378.00	0010	420.0
	2,000.00	6280	23.4		2,378.13	1410	47.2
	2,041.28	1630	9.0		2,378.14	0010	21.0
	2,050.00	0010	27.7		2,380.00	0010	55.6
	2,050.00	5043	96.2		2,392.86	0010	63.1
	2,050.00	5620	23.0		2,400.00	0010	151.6
	2,050.00	6280	44.2		2,400.00	1040	0.6
	2,094.75	1230	8.2		2,400.00	1210	10.5
	2,100.00	0010	19.3		2,400.00	1240	110.6
	2,100.00	1260	2.0		2,400.00	1260	15.0
	2,100.00	1350	7.0		2,400.00	1290	15.9
	2,101.48	0010	1.4		2,400.00	1350	52.8
	2,137.50	1260	13.1		2,400.00	1450	10.9
	2,150.00	1210	37.8		2,400.00	4640	184.9
	2,158.00	0010	3.5		2,400.00	4670	134.2
	2,158.17	0010	141.0		2,400.00	5670	6.7
	2,158.17	1210	46.8		2,400.00	6495	20.1
	2,158.17	1710	127.9		2,417.19	0010	109.1
	2,158.17	4670	130.2		2,420.00	1610	29.7
	2,158.17	5310	67.2		2,427.95	0010	53.4
	2,158.17	5620	156.0		2,427.99	0010	72.0
	2,158.17	6230	44.1		2,430.00	1000	4.5
	2,158.21	0010	317.3		2,435.61	0010	17.3
	2,161.84	0010	14.8		2,450.00	0010	52.7
	2,161.94	0010	527.1		2,450.00	1610	14.3
	2,161.94	1630	2.4		2,451.14	6110	58.9
	2,162.00	0010	93.7		2,453.61	0010	43.1
	2,162.00	1630	32.6		2,465.00	0010	16.1
	2,200.00	0010	398.0		2,466.62	0010	16.7
	2,200.00	0210	3.9		2,480.00	6110	45.2
	2,200.00	0230	11.8		2,481.00	1450	13.8
	2,200.00	1000	331.6		2,481.90	0010	566.0
	2,200.00	1210	8.1		2,481.90	4670	37.6
	2,200.00	1240	11.7		2,481.90	5620	30.6
	2,200.00	1260	11.2		2,481.94	0010	358.5
	2,200.00	5620	107.4		2,481.94	1010	12.2
	2,218.00	1210	10.1		2,481.94	1230	18.8
	2,231.85	0010	14.6		2,481.94	1250	18.9
	2,250.00	0010	112.9		2,481.94	1260	28.7
	2,250.00	1000	8.6		2,481.94	1370	16.1
	2,250.00	1210	76.6		2,481.94	1390	48.7
	2,250.00	1260	3.6		2,481.94	1610	300.2
	2,250.00	1630	3.9		2,481.94	5340	36.5
	2,250.00	1730	0.4		2,481.94	6110	760.2
	2,250.00	5600	974.1		2,481.95	0010	310.3
	2,260.00	1610	1.1		2,482.00	0010	522.6
	2,266.08	0010	23.9		2,484.00	0010	7.8
	2,266.12	0010	252.1		2,486.00	0010	61.3
	2,266.13	0010	40.5		2,486.00	1210	39.0
	2,270.00	1210	87.7		2,486.23	0010	8.9
	2,300.00	0010	194.6		2,486.23	1610	67.6
	2,300.00	1000	8.9		2,490.00	0010	105.5
	2,300.00	1240	1.0		2,500.00	0010	666.5
	2,300.00	1450	11.8		2,500.00	1000	14.0
	2,300.00	5620	96.4		2,500.00	1210	283.8
	2,310.00	5620	56.9		2,500.00	1240	5.4
	2,337.19	0010	206.9		2,500.00	1410	73.1
	2,340.00	1210	4.3		2,500.00	1610	21.0
	2,340.00	1240	1.6		2,500.00	1710	25.3
	2,347.00	1210	101.1		2,500.00	1720	4.4
	2,350.00	0010	209.6		2,500.00	5620	76.8
	2,350.00	1260	6.0		2,500.00	6230	16.0
	2,350.00	5043	229.5		2,530.98	0010	27.3
	2,350.00	5395	19.2		2,535.61	0010	77.2
	2,355.00	0010	48.4		2,536.00	0010	45.2
	2,371.89	0010	47.0		2,550.00	0010	66.9
	2,373.96	0010	21.0		2,550.00	1580	107.8
	2,373.98	0010	87.6		2,562.15	0010	52.6
	2,373.99	0010	943.9		2,589.80	0010	1,415.4
	2,373.99	1000	61.9		2,589.80	1000	28.8
	2,373.99	1210	24.1		2,589.81	0010	595.8
	2,374.00	0010	0.5		2,589.85	0010	281.1
	2,374.03	0010	442.9		2,589.85	6110	146.2
	2,374.03	1610	157.3		2,589.85	6160	249.7
	2,374.03	6110	22.5		2,593.00	0010	46.7
	2,374.04	0010	367.8		2,594.00	0010	37.6
					2,594.33	0010	122.9

TABLE 8: BASE PRICE PAID TO GROWERS FOR GRAPES CRUSHED AND DELIVERED TO CALIFORNIA PROCESSORS FROM THE 2000 CROP WITH BRIX FACTORS AND PURCHASED TONNAGE, BY TYPE, VARIETY, REPORTING DISTRICT WHERE GROWN, AND WEIGHTED AVERAGE BASE PRICE.

District, Type, and Variety	Base Price Per Ton	Brix Factors	Tons	District, Type, and Variety	Base Price Per Ton	Brix Factors	Tons
	Dollars	Code a/			Dollars	Code a/	
DISTRICT 03 (Cont'd.)					2,727.20	0010	18.2
					2,800.00	0010	11.7
					2,800.00	1630	0.5
				Wtd. Avg. Base & Total Tons	1,391.55		735.7
Cabernet Sauvignon (Cont'd.)	2,600.00	0010	51.8				
	2,600.00	0850	36.1				
	2,600.00	1000	31.0				
	2,600.00	1210	7.5				
	2,600.00	1370	18.4				
	2,600.00	1450	136.2	Cinsault	1,600.00	1000	1.7
	2,600.00	1580	38.8		1,800.00	1240	6.7
	2,600.00	6110	46.3		1,900.00	1240	3.4
	2,613.00	0010	14.2				
	2,633.07	0010	36.1	Wtd. Avg. Base & Total Tons	1,800.00		11.8
	2,644.00	1210	9.2				
	2,666.98	0010	29.2	Dolcetto	1,500.00	0010	1.4
	2,695.78	4640	74.7		2,000.00	0010	4.1
	2,697.72	0010	94.5		2,200.00	0010	49.7
	2,699.00	0010	48.9	Wtd. Avg. Base & Total Tons	2,167.39		55.2
	2,700.00	0010	46.5				
	2,700.00	1610	9.0	Early Burgundy	1,000.00	5620	7.0
	2,700.00	1630	11.4				
	2,702.00	1210	2.5	Wtd. Avg. Base & Total Tons	1,000.00		7.0
	2,739.96	1580	65.6				
	2,757.11	1210	119.0	Freisa	2,200.00	0010	4.7
	2,800.00	0010	55.8				
	2,800.00	1290	46.8	Wtd. Avg. Base & Total Tons	2,200.00		4.7
	2,839.00	0010	1.7				
	2,840.00	0010	229.0	Gamay *	875.00	0010	5.5
	2,850.00	1240	3.0		950.00	3970	43.8
	2,900.00	0010	68.0		1,000.00	1210	16.1
	2,913.53	1210	136.9		1,100.00	0010	14.0
	3,000.00	0010	29.8		1,100.00	0660	30.6
	3,000.00	0210	35.8		1,100.00	1290	1.6
	3,000.00	1040	1.8		1,102.87	3970	22.0
	3,000.00	1450	26.1		1,200.00	0960	15.6
	3,000.00	1580	242.6		1,200.00	1240	7.3
	3,000.00	1610	72.9		1,500.00	0010	2.7
	3,000.00	1620	12.6		1,616.00	0010	11.5
	3,000.00	1720	33.4		1,948.92	0010	9.3
	3,090.00	1610	38.6	Wtd. Avg. Base & Total Tons	1,143.58		180.0
	3,200.00	0010	2.2				
	3,200.00	0210	7.3	Grenache	800.00	0230	0.5
	3,200.00	1010	18.5		1,000.00	0010	0.4
	3,450.00	0010	1.6		1,363.52	0010	45.6
	3,500.00	0010	22.4		1,600.00	0010	2.6
	3,500.00	1790	12.3		1,732.50	0010	3.2
	3,790.85	0010	17.1		1,800.00	0010	15.7
	4,000.00	0010	27.9		2,500.00	0010	5.5
	5,000.00	0010	10.0		2,953.44	1580	6.6
Wtd. Avg. Base & Total Tons	2,419.54		20,620.2	Wtd. Avg. Base & Total Tons	1,675.20		80.1
Carignane	707.00	5990	45.5	Malbec	1,800.00	0010	1.7
	900.00	1240	9.9		1,850.00	0010	4.3
	1,000.00	1630	170.7		2,000.00	1240	1.0
	1,054.00	0010	38.0		2,050.00	0010	2.0
	1,200.00	0010	80.6		2,149.29	0010	2.3
	1,200.00	1210	17.7		2,161.84	0010	6.1
	1,200.00	1630	5.9		2,186.00	0010	17.2
	1,250.00	0100	11.2		2,186.26	0010	2.8
	1,300.00	0010	35.9		2,200.00	0010	12.1
	1,368.00	0010	3.9		2,256.75	6110	3.5
	1,400.00	0010	18.6		2,274.00	0010	7.2
	1,500.00	0010	10.7		2,364.22	0010	8.9
	1,500.00	1630	5.3		2,404.00	0010	3.2
	1,500.00	4670	24.0		2,404.89	0010	13.9
	1,518.66	1630	36.7		2,416.00	0010	3.1
	1,518.70	0980	13.7		2,450.00	1210	5.1
	1,600.00	1290	5.7		2,471.68	0010	16.7
	1,600.00	1858	7.5		2,471.68	6110	15.4
	1,700.00	0010	66.7		2,472.00	1210	2.7
	1,800.00	0010	25.2		2,514.00	0010	15.6
	1,800.00	1630	5.2		2,613.69	0010	8.5
	2,000.00	0010	3.4		2,623.51	0010	7.0
	2,000.00	1000	1.8		2,739.96	1580	0.2
	2,000.00	1630	4.8	Wtd. Avg. Base & Total Tons	2,357.43		160.5
	2,020.00	0010	5.1				
	2,200.00	0010	39.5				
	2,200.00	1610	4.8				
	2,400.00	0010	7.3				

TABLE 8: BASE PRICE PAID TO GROWERS FOR GRAPES CRUSHED AND DELIVERED TO CALIFORNIA PROCESSORS FROM THE 2000 CROP WITH BRIX FACTORS AND PURCHASED TONNAGE, BY TYPE, VARIETY, REPORTING DISTRICT WHERE GROWN, AND WEIGHTED AVERAGE BASE PRICE.

District, Type, and Variety	Base Price Per Ton	Brix Factors	Tons	District, Type, and Variety	Base Price Per Ton	Brix Factors	Tons
	Dollars	Code a/			Dollars	Code a/	
DISTRICT 03 (Cont'd.)					2,000.00	1010	3.1
					2,000.00	1210	103.2
Mataro *	1,400.00	1830	0.1		2,000.00	1240	12.4
	1,600.00	0010	3.0		2,000.00	1410	127.7
	1,600.00	1240	1.5		2,000.00	1580	0.5
	1,750.00	0010	1.6		2,000.00	1590	11.0
	1,800.00	0010	1.1		2,000.00	1610	12.3
	1,900.00	1830	1.7		2,000.00	1630	23.2
	1,944.17	0010	19.6		2,000.00	1770	4.7
	2,000.00	0010	3.6		2,000.00	4670	159.4
	2,000.00	1000	2.0		2,000.00	5620	318.0
	2,000.00	1610	12.3		2,000.00	5670	180.3
	2,000.00	4670	18.0		2,005.59	0010	43.9
	2,400.00	1580	2.6		2,042.23	0010	35.1
	2,500.00	0010	2.6		2,050.00	0010	35.1
	2,629.00	0010	4.2		2,050.00	1010	3.2
					2,050.00	6483	48.4
Wtd. Avg. Base & Total Tons	2,016.75		73.9		2,057.75	1720	73.9
					2,075.00	0010	11.9
Merlot	800.00	1410	34.3		2,075.00	1210	13.1
	1,008.17	0010	24.4		2,079.00	0010	53.0
	1,200.00	0010	3.6		2,079.00	1210	58.9
	1,300.00	0010	33.6		2,080.93	5620	85.6
	1,400.00	0010	96.0		2,081.89	0010	217.3
	1,440.00	0010	67.5		2,081.89	6010	105.7
	1,485.00	0010	15.3		2,081.89	6110	28.4
	1,550.00	5043	18.5		2,087.00	1210	13.1
	1,600.00	0010	3.0		2,099.00	0010	19.9
	1,600.00	1630	18.0		2,100.00	0010	1,050.2
	1,600.00	5620	45.1		2,100.00	1210	312.1
	1,629.83	5620	101.5		2,100.00	1240	15.2
	1,650.00	0010	4.0		2,100.00	1350	39.5
	1,700.00	0010	2.9		2,100.00	1610	3.2
	1,700.00	1240	73.9		2,100.00	5620	55.4
	1,700.00	1410	2.9		2,109.95	6110	93.8
	1,700.00	5043	33.3		2,112.00	1240	28.1
	1,700.00	5620	34.6		2,138.00	0010	2.3
	1,750.00	1240	3.6		2,150.00	0010	260.9
	1,760.00	4672	13.1		2,150.00	1000	158.5
	1,800.00	0010	270.8		2,150.00	1240	7.0
	1,800.00	1240	2.2		2,150.00	1450	134.3
	1,800.00	1410	20.7		2,150.00	1580	55.9
	1,800.00	1720	29.3		2,150.00	5620	27.4
	1,800.00	5620	147.4		2,166.00	0010	27.3
	1,850.00	1000	17.8		2,166.00	1210	110.0
	1,850.00	5620	118.1		2,166.00	5620	29.7
	1,875.00	0010	106.4		2,166.39	0010	163.4
	1,883.00	0010	50.0		2,166.39	1210	61.5
	1,885.00	0010	1.6		2,176.00	0010	9.3
	1,900.00	0010	154.1		2,176.31	0010	7.9
	1,900.00	1000	21.6		2,176.91	0010	347.2
	1,900.00	1240	0.1		2,176.91	1000	130.8
	1,900.00	1580	21.6		2,176.91	5620	45.5
	1,900.00	1610	9.0		2,176.92	0010	1,023.9
	1,900.00	5043	174.1		2,178.00	0010	79.5
	1,900.00	5600	2,187.1		2,178.00	1210	93.5
	1,900.00	5620	212.8		2,181.00	0010	24.1
	1,910.09	0010	72.4		2,181.02	0010	158.5
	1,915.00	5620	5.0		2,181.02	1580	163.0
	1,950.00	0010	33.0		2,181.03	0010	1,519.9
	1,950.00	1720	50.7		2,181.03	1230	30.9
	1,979.00	1240	22.1		2,181.03	1240	77.9
	1,979.01	0010	598.8		2,181.03	1350	71.9
	1,979.01	4670	252.1		2,181.03	1410	19.9
	1,979.01	5580	22.8		2,181.03	1580	13.0
	1,979.01	5620	160.4		2,181.03	1610	174.1
	1,979.02	0010	10.7		2,181.03	1630	9.1
	1,979.87	0010	602.4		2,181.03	6110	59.5
	1,979.87	1370	24.0		2,196.70	5670	63.1
	1,980.00	0010	39.0		2,200.00	0010	634.7
	1,980.00	1610	27.6		2,200.00	0210	1.9
	1,980.00	5620	17.4		2,200.00	0230	3.7
	1,982.75	0010	847.9		2,200.00	1210	8.3
	1,982.75	1210	121.8		2,200.00	1240	143.5
	1,982.75	5620	192.7		2,200.00	1260	9.2
	1,982.75	6110	16.6		2,200.00	1350	13.5
	2,000.00	0010	1,508.8		2,200.00	1410	100.3
	2,000.00	0210	100.0		2,200.00	1580	205.1
	2,000.00	1000	0.7		2,200.00	1610	154.1

TABLE 8: BASE PRICE PAID TO GROWERS FOR GRAPES CRUSHED AND DELIVERED TO CALIFORNIA PROCESSORS FROM THE 2000 CROP WITH BRIX FACTORS AND PURCHASED TONNAGE, BY TYPE, VARIETY, REPORTING DISTRICT WHERE GROWN, AND WEIGHTED AVERAGE BASE PRICE.

District, Type, and Variety	Base Price Per Ton	Brix Factors	Tons	District, Type, and Variety	Base Price Per Ton	Brix Factors	Tons
	Dollars	Code a/			Dollars	Code a/	
DISTRICT 03 (Cont'd.)					2,600.00	0010	11.8
Merlot (Cont'd.)	2,200.00	1630	12.5		2,600.00	0210	78.5
	2,200.00	6110	33.4		2,600.00	1130	47.4
	2,200.00	6280	21.3		2,600.00	1610	93.6
	2,218.94	0010	67.6		2,650.00	1240	10.3
	2,220.68	0010	127.1		2,664.94	0010	21.5
	2,220.68	1580	61.0		2,700.00	0010	13.2
	2,222.00	1450	42.8		2,800.00	0010	35.8
	2,225.00	0010	252.2		2,800.00	1580	26.7
	2,225.00	1210	13.8		2,902.00	0010	8.8
	2,226.39	0010	245.9		3,131.00	0010	172.1
	2,233.50	1730	46.7		4,147.97	0010	6.5
	2,250.00	0100	5.8		4,425.00	0010	10.6
	2,250.00	1610	22.4				
	2,250.00	1730	0.7	Wtd. Avg. Base & Total Tons	2,106.72		24,006.1
	2,250.00	5620	53.6				
	2,273.48	0010	7.7	Meunier	545.13	0010	10.6
	2,275.86	0010	53.7		1,800.00	1610	14.2
	2,275.86	5620	44.4		1,948.92	0010	194.8
	2,275.87	0010	44.6		2,000.00	1240	23.8
	2,276.00	0010	302.5		2,025.00	1580	11.8
	2,276.85	0010	43.5		2,143.81	0010	11.6
	2,277.00	0010	16.8		2,241.26	0010	23.8
	2,277.00	1210	24.4		2,400.00	0010	73.9
	2,279.87	0010	2.5		2,500.00	0010	29.4
	2,280.00	0010	110.0		2,500.00	0860	8.2
	2,280.16	0010	44.3				
	2,280.16	1240	101.1	Wtd. Avg. Base & Total Tons	2,069.27		402.1
	2,280.16	1420	19.0				
	2,280.16	1450	72.8	Nebbiolo	1,442.00	1610	5.3
	2,280.16	1460	13.6		1,500.00	1610	4.1
	2,280.16	1580	27.1		1,800.00	0010	6.7
	2,280.16	1610	229.8		2,200.00	0010	6.1
	2,280.16	6110	134.0				
	2,280.17	0010	326.2	Wtd. Avg. Base & Total Tons	1,769.04		22.2
	2,290.00	1350	33.1				
	2,300.00	0010	31.4	Petite Sirah	700.00	0010	23.4
	2,300.00	0210	7.1		900.00	1580	20.8
	2,300.00	1240	3.9		996.44	0010	3.4
	2,300.00	5620	53.9		1,400.00	1210	1.4
	2,301.27	0010	26.4		1,600.00	0010	2.4
	2,318.94	0010	23.9		1,800.00	1030	0.8
	2,326.45	1630	31.3		1,800.00	1610	3.5
	2,333.30	1210	90.0		1,800.00	1630	13.5
	2,340.00	0010	281.1		1,800.00	1830	0.2
	2,350.00	0010	111.1		1,992.87	0010	50.8
	2,350.00	0210	152.6		1,993.00	1610	53.8
	2,350.00	1260	1.8		2,000.00	0010	5.3
	2,350.00	1610	2.0		2,000.00	1240	4.1
	2,354.78	0010	64.2		2,000.00	1260	3.5
	2,374.81	0010	154.4		2,000.00	4660	14.5
	2,375.80	0010	18.6		2,000.00	5670	4.5
	2,375.84	0010	60.2		2,176.52	0010	13.5
	2,375.84	1240	21.8		2,190.43	0010	11.7
	2,376.00	0010	24.1		2,200.00	0010	10.5
	2,379.30	0010	31.1		2,200.00	1210	66.5
	2,379.30	6160	55.2		2,280.00	6110	24.8
	2,391.00	0010	14.0		2,300.00	1610	0.9
	2,400.00	1000	12.7		2,390.00	0010	8.8
	2,400.00	1040	1.6		2,400.00	0010	17.8
	2,400.00	1720	179.4		2,400.00	1000	0.8
	2,402.28	0010	11.9		2,400.00	1260	26.2
	2,417.60	6110	32.3		2,450.00	1210	10.3
	2,420.00	1000	2.9		2,600.00	0010	17.8
	2,420.00	1580	55.9		2,600.00	0850	22.1
	2,425.00	1720	47.1		2,600.00	1290	14.5
	2,473.76	5620	29.3		2,600.00	1295	0.6
	2,474.00	1210	18.9		2,600.00	1710	8.0
	2,475.00	1010	11.0		2,621.00	1210	6.7
	2,489.06	0010	27.4		2,650.00	0010	4.0
	2,500.00	0010	39.4		2,800.00	0010	13.3
	2,500.00	1240	10.2		2,818.92	0010	2.0
	2,500.00	1580	91.0		2,902.00	0010	10.6
	2,536.00	0010	13.0		2,990.00	0010	2.0
	2,540.35	0010	52.8		3,000.00	0010	2.0
	2,572.71	0210	13.9		3,000.00	1630	1.0
	2,573.00	1580	49.2				
	2,574.00	0010	104.4	Wtd. Avg. Base & Total Tons	2,122.92		502.3

TABLE 8: BASE PRICE PAID TO GROWERS FOR GRAPES CRUSHED AND DELIVERED TO CALIFORNIA PROCESSORS FROM THE 2000 CROP WITH BRIX FACTORS AND PURCHASED TONNAGE, BY TYPE, VARIETY, REPORTING DISTRICT WHERE GROWN, AND WEIGHTED AVERAGE BASE PRICE.

District, Type, and Variety	Base Price Per Ton	Brix Factors	Tons	District, Type, and Variety	Base Price Per Ton	Brix Factors	Tons
	Dollars	Code a/			Dollars	Code a/	
DISTRICT 03 (Cont'd.)					2,000.00	0850	25.3
					2,000.00	1000	29.5
					2,000.00	1210	67.4
Petite Verdot	2,000.00	0010	4.9		2,000.00	1240	91.9
	2,000.00	1240	19.1		2,000.00	1290	6.8
	2,048.00	0010	1.5		2,000.00	1610	15.6
	2,048.25	0010	2.2		2,000.00	1630	41.4
	2,100.00	0010	9.8		2,000.00	1790	9.1
	2,167.23	1610	22.5		2,000.00	5600	242.1
	2,167.24	0010	2.5		2,000.00	5620	252.7
	2,193.00	0010	6.5		2,000.00	6280	4.3
	2,193.00	1210	8.4		2,008.08	0010	11.7
	2,193.19	0010	5.2		2,064.69	0010	62.0
	2,200.00	0010	7.7		2,075.00	0010	111.2
	2,200.00	1000	1.9		2,075.60	0010	82.8
	2,210.00	1210	1.5		2,088.33	5620	68.0
	2,218.00	0010	21.1		2,097.89	0500	35.4
	2,253.00	0010	7.8		2,100.00	0010	14.5
	2,266.00	0010	9.5		2,100.00	0530	104.3
	2,350.00	1610	0.7		2,100.00	1000	117.5
	2,416.02	0010	4.0		2,100.00	1210	73.9
	2,457.90	0010	4.4		2,100.00	1240	21.7
	2,471.68	0010	1.4		2,100.00	1640	30.8
					2,143.71	0590	26.1
Wtd. Avg. Base & Total Tons	2,176.29		142.6		2,143.81	0010	281.8
					2,143.81	1610	45.4
Pinot Noir	742.00	0010	108.9		2,143.81	6110	99.4
	907.50	0010	26.9		2,143.82	0010	256.6
	984.11	0010	165.2		2,145.00	1610	15.0
	1,000.00	0600	12.7		2,150.00	1000	3.9
	1,000.00	1860	2.2		2,163.00	0010	17.8
	1,250.00	0010	122.4		2,163.00	1210	23.9
	1,350.00	0010	61.5		2,163.00	1240	9.6
	1,400.00	0010	6.0		2,163.00	1610	5.4
	1,500.00	0010	910.2		2,163.01	0010	10.7
	1,500.00	1240	48.3		2,163.01	0500	121.4
	1,500.00	1610	2.7		2,165.06	0010	16.4
	1,575.00	0010	72.0		2,200.00	0010	151.9
	1,595.00	5620	27.6		2,200.00	1210	2.0
	1,600.00	1640	29.7		2,200.00	1410	10.3
	1,610.00	0010	34.6		2,200.00	1610	8.0
	1,653.75	0010	22.1		2,200.00	1640	9.6
	1,700.00	5600	270.7		2,200.00	5620	33.3
	1,700.00	5620	71.9		2,200.00	5670	22.9
	1,700.00	6280	15.8		2,202.28	0010	21.5
	1,708.88	0010	58.9		2,241.00	3900	21.2
	1,743.59	0010	3.9		2,241.26	1580	17.9
	1,800.00	0010	30.8		2,241.26	5210	61.6
	1,800.00	0510	38.5		2,241.26	6110	2.0
	1,800.00	1000	223.8		2,241.30	0590	298.5
	1,800.00	1210	10.3		2,250.00	0010	166.0
	1,800.00	1610	19.2		2,250.00	1240	4.9
	1,800.00	1630	6.7		2,250.00	1610	20.1
	1,850.00	0010	8.4		2,250.00	3970	249.2
	1,850.00	1210	7.5		2,250.00	6123	31.8
	1,850.00	5620	5.7		2,263.00	0010	16.4
	1,890.00	5620	38.3		2,284.00	1240	8.6
	1,900.00	0010	64.0		2,300.00	0010	15.6
	1,900.00	1640	115.1		2,300.00	1240	8.5
	1,922.40	0010	72.5		2,300.00	1450	21.0
	1,948.92	0010	203.2		2,300.00	5620	16.1
	1,948.92	0510	319.6		2,310.48	1630	36.6
	1,950.00	0010	51.2		2,325.00	5340	226.7
	1,950.00	1610	3.5		2,327.00	0010	2.1
	1,950.00	5070	22.2		2,338.70	1500	35.0
	1,950.00	5620	65.0		2,350.00	0010	6.2
	1,966.00	1240	49.6		2,350.00	1240	21.4
	1,966.37	0010	59.4		2,350.00	5620	7.6
	1,966.37	0510	246.0		2,359.60	0010	5.6
	1,967.00	0010	21.0		2,359.64	0010	58.5
	1,968.00	5045	87.9		2,359.64	1610	88.8
	1,968.23	0010	176.3		2,360.00	0010	16.3
	1,968.23	4640	22.3		2,370.00	0010	2.0
	1,968.23	4670	28.7		2,397.12	6110	37.3
	1,968.41	0010	3.5		2,400.00	0010	141.1
	1,970.28	5620	45.9		2,400.00	0980	40.9
	1,975.00	5620	22.9		2,400.00	1240	14.5
	2,000.00	0010	305.1		2,400.00	1280	8.8
	2,000.00	0220	14.9		2,400.00	6280	77.8

TABLE 8: BASE PRICE PAID TO GROWERS FOR GRAPES CRUSHED AND DELIVERED TO CALIFORNIA PROCESSORS FROM THE 2000 CROP WITH BRIX FACTORS AND PURCHASED TONNAGE, BY TYPE, VARIETY, REPORTING DISTRICT WHERE GROWN, AND WEIGHTED AVERAGE BASE PRICE.

District, Type, and Variety	Base Price Per Ton	Brix Factors	Tons	District, Type, and Variety	Base Price Per Ton	Brix Factors	Tons
	Dollars	Code a/			Dollars	Code a/	
DISTRICT 03 (Cont'd.)							
Pinot Noir (Cont'd.)	2,406.07	6280	7.0	Pinotage	575.00	0010	2.8
	2,415.00	5210	52.0		1,750.00	1630	11.3
	2,460.00	0010	45.9	Wtd. Avg. Base & Total Tons	1,516.67		14.1
	2,476.90	0010	26.4	Primitivo	2,269.85	0010	29.1
	2,500.00	0010	101.3	Wtd. Avg. Base & Total Tons	2,269.85		29.1
	2,500.00	1240	7.3	Refosco *	1,000.00	1830	0.6
	2,500.00	1590	4.6	Wtd. Avg. Base & Total Tons	1,000.00		0.6
	2,500.00	1610	84.3	Ruby Cabernet	2,100.00	0010	10.6
	2,500.00	4670	7.2	Wtd. Avg. Base & Total Tons	2,100.00		10.6
	2,533.60	0010	50.3	Sangiovese *	1,113.53	0010	88.0
	2,533.60	1500	10.3		1,500.00	0010	12.9
	2,548.96	0010	74.9		1,500.00	1210	9.0
	2,558.70	0010	149.3		1,583.11	0010	11.4
	2,600.00	0010	47.7		1,600.00	1770	3.7
	2,600.00	1290	21.1		1,640.15	0010	30.7
	2,600.00	1790	1.5		1,650.00	0010	18.2
	2,640.00	1240	10.2		1,665.00	0010	3.0
	2,650.00	0010	8.1		1,700.00	1240	9.4
	2,650.00	1120	49.1		1,700.00	1790	19.0
	2,650.00	1790	4.5		1,750.00	1770	6.9
	2,700.00	0010	27.9		1,786.03	0010	3.8
	2,700.00	1240	27.4		1,794.32	0010	27.1
	2,700.00	5620	18.0		1,795.82	0010	5.1
	2,750.00	1260	3.8		1,796.00	0010	3.8
	2,750.00	1720	1.1		1,796.00	1610	86.7
	2,753.00	0010	5.9		1,800.00	0010	48.1
	2,800.00	0010	12.3		1,850.00	0010	15.5
	2,800.00	1120	2.3		1,880.00	0100	17.0
	2,800.00	1610	13.4		1,880.00	0220	1.1
	2,825.00	0010	4.4		1,965.62	0010	40.8
	2,844.58	1630	6.6		1,975.40	0010	32.1
	2,850.00	0010	25.9		2,000.00	0010	127.9
	2,900.00	1610	17.1		2,000.00	1010	21.7
	3,000.00	0010	115.5		2,000.00	1210	46.2
	3,000.00	0210	2.1		2,000.00	1240	9.0
	3,000.00	1000	6.5		2,000.00	1500	22.8
	3,000.00	1010	29.9		2,050.00	0010	31.8
	3,000.00	1240	64.0		2,065.00	0010	10.7
	3,000.00	1260	3.1		2,150.00	0010	4.2
	3,000.00	1280	1.4		2,200.00	0010	6.4
	3,000.00	1410	2.8		2,250.00	0010	3.5
	3,000.00	1450	22.3		2,300.00	0010	38.9
	3,000.00	1480	6.3		2,300.00	1610	8.0
	3,000.00	1500	9.5		2,500.00	0010	37.6
	3,000.00	1590	6.0		2,500.00	1240	2.5
	3,000.00	1610	15.2		2,700.00	0010	6.5
	3,000.00	1630	14.0	Wtd. Avg. Base & Total Tons	1,859.57		871.0
	3,000.00	1790	9.3	Syrah *	1,000.00	0010	14.9
	3,000.00	1820	4.8		1,100.00	0640	7.0
	3,000.00	6305	18.6		1,250.00	0010	1.4
	3,030.23	0860	72.8		1,500.00	0220	11.5
	3,100.00	0010	2.3		1,732.50	0010	7.9
	3,150.00	1630	57.3		1,750.00	0010	3.3
	3,155.45	0010	63.7		1,785.00	0010	13.5
	3,200.00	0010	16.1		1,791.56	0220	11.3
	3,200.00	1610	5.0		1,800.00	0010	250.2
	3,245.00	1240	22.2		1,800.00	0230	0.4
	3,300.00	1260	4.7		1,800.00	5620	7.0
	3,300.00	1590	3.5		1,813.00	0010	2.0
	3,326.00	1610	75.1		1,900.00	0010	38.2
	3,500.00	0010	7.6		1,930.00	1210	12.1
	3,500.00	1260	3.8		1,950.00	6280	71.9
	3,500.00	1290	5.7		1,989.33	0010	77.5
	3,600.00	1720	1.3		1,989.33	6123	46.1
	3,739.00	1480	37.6		2,000.00	0010	116.6
	3,800.00	0010	9.7		2,000.00	0860	5.0
	4,000.00	0010	28.6		2,000.00	0980	7.3
	4,000.00	1720	5.4		2,000.00	1000	5.3
	4,169.72	0010	5.8		2,000.00	1210	2.8
	4,843.54	1790	5.1				
	5,000.00	0010	3.9				
	5,000.00	1210	0.9				
	5,000.00	1790	1.3				
	8,372.00	0010	8.6				
Wtd. Avg. Base & Total Tons	2,093.53		10,671.0				

TABLE 8: BASE PRICE PAID TO GROWERS FOR GRAPES CRUSHED AND DELIVERED TO CALIFORNIA PROCESSORS FROM THE 2000 CROP WITH BRIX FACTORS AND PURCHASED TONNAGE, BY TYPE, VARIETY, REPORTING DISTRICT WHERE GROWN, AND WEIGHTED AVERAGE BASE PRICE.

District, Type, and Variety	Base Price Per Ton	Brix Factors	Tons	District, Type, and Variety	Base Price Per Ton	Brix Factors	Tons
	Dollars	Code a/			Dollars	Code a/	
DISTRICT 03 (Cont'd.)					1,000.00	1790	26.7
Syrah * (Cont'd.)	2,000.00	1630	0.6		1,075.35	0010	16.5
	2,026.62	0010	126.5		1,275.30	0010	5.8
	2,029.28	0010	1.9		1,300.00	0010	32.4
	2,088.79	0010	20.6		1,323.07	1610	0.4
	2,100.00	0010	25.8		1,400.00	0010	34.9
	2,100.00	1240	2.8		1,400.00	1260	7.0
	2,100.00	1610	4.0		1,400.00	1830	11.7
	2,100.00	1650	5.0		1,430.00	5620	8.7
	2,127.95	1580	22.1		1,500.00	0010	31.4
	2,182.10	5620	64.9		1,500.00	1610	36.6
	2,188.00	0010	1.0		1,500.00	1630	300.8
	2,188.00	1240	25.9		1,500.00	5620	13.6
	2,188.26	0010	42.6		1,600.00	0010	31.3
	2,200.00	0010	179.1		1,600.00	1240	36.6
	2,200.00	1000	0.4		1,600.00	1630	11.3
	2,200.00	1290	10.4		1,600.00	5620	33.3
	2,200.00	1610	0.9		1,625.00	1610	2.7
	2,200.00	4670	7.8		1,700.00	0010	11.5
	2,229.28	0010	115.4		1,700.00	1240	6.5
	2,229.28	1610	2.5		1,719.00	0010	1.9
	2,250.00	0010	121.4		1,750.00	1630	28.1
	2,279.00	0010	25.3		1,800.00	0010	118.4
	2,279.95	0010	60.2		1,800.00	1030	0.8
	2,286.00	0220	11.3		1,800.00	1240	3.5
	2,287.73	0010	7.7		1,800.00	1290	0.6
	2,287.77	0010	0.8		1,800.00	1630	85.7
	2,288.00	0010	70.7		1,800.00	1752	1.9
	2,292.00	0010	29.7		1,800.00	1770	20.2
	2,300.00	0010	98.9		1,800.00	4670	37.9
	2,300.00	1000	17.9		1,800.00	5600	122.8
	2,300.00	1030	1.8		1,850.00	1210	14.6
	2,300.00	1210	12.2		1,850.00	1630	1.8
	2,300.00	1610	17.1		1,900.00	0010	58.2
	2,300.00	1640	11.9		1,900.00	0210	11.1
	2,304.80	0010	35.5		1,900.00	1240	3.1
	2,330.61	0010	29.3		1,900.00	1610	12.6
	2,330.62	0010	84.8		1,900.00	1790	5.6
	2,350.00	0010	42.6		1,929.00	0010	224.6
	2,350.00	1240	6.1		1,943.00	1240	4.7
	2,385.00	0010	16.1		1,943.27	0010	314.5
	2,386.00	0010	30.3		1,950.00	0010	11.6
	2,387.20	0010	5.2		1,950.00	1610	42.2
	2,400.00	0010	45.2		1,950.00	1858	8.3
	2,400.00	1000	3.3		1,950.00	4640	32.7
	2,400.00	1290	20.4		2,000.00	0010	344.6
	2,400.00	1640	4.7		2,000.00	0210	5.0
	2,400.00	5670	5.6		2,000.00	0850	17.6
	2,500.00	0010	59.9		2,000.00	1000	1.6
	2,500.00	1210	3.7		2,000.00	1010	3.5
	2,500.00	1260	6.2		2,000.00	1260	6.0
	2,500.00	1610	12.2		2,000.00	1290	2.4
	2,500.00	1630	4.1		2,000.00	1590	15.9
	2,500.00	1947	1.9		2,000.00	1610	263.4
	2,629.00	0010	46.1		2,000.00	1630	185.3
	2,669.23	1580	13.7		2,000.00	1650	1.7
	2,750.00	1260	19.3		2,000.00	1858	4.7
	2,840.00	0010	1.1		2,000.00	1947	13.8
	2,960.00	1840	3.0		2,000.00	5600	773.1
	3,200.00	0010	41.1		2,000.00	5620	3.8
	3,649.00	1610	2.2		2,040.00	0220	1.4
					2,049.09	1630	33.3
					2,050.00	1610	26.9
Wtd. Avg. Base & Total Tons	2,171.93		2,403.9		2,050.00	1650	1.7
					2,075.75	0010	105.8
Tempranillo *	1,400.00	1240	46.3		2,100.00	0010	242.8
	1,750.00	1830	0.2		2,100.00	1300	25.3
	2,200.00	0010	2.2		2,100.00	1410	9.0
					2,100.00	1500	6.3
Wtd. Avg. Base & Total Tons	1,437.58		48.7		2,100.00	1825	4.8
					2,100.00	1858	20.0
Zinfandel	350.00	0010	3.6		2,100.00	5210	31.3
	500.00	0230	2.0		2,100.00	5610	21.7
	600.00	2790	613.9		2,137.59	1370	10.4
	900.00	0840	11.5		2,137.60	1013	17.9
	900.00	1610	25.7		2,150.00	0010	359.9
	971.64	0010	13.3		2,150.00	1240	22.7
	1,000.00	0010	102.3		2,150.00	1630	17.6
	1,000.00	1450	5.0		2,150.00	1858	17.1

TABLE 8: BASE PRICE PAID TO GROWERS FOR GRAPES CRUSHED AND DELIVERED TO CALIFORNIA PROCESSORS FROM THE 2000 CROP WITH BRIX FACTORS AND PURCHASED TONNAGE, BY TYPE, VARIETY, REPORTING DISTRICT WHERE GROWN, AND WEIGHTED AVERAGE BASE PRICE.

District, Type, and Variety	Base Price Per Ton	Brix Factors	Tons	District, Type, and Variety	Base Price Per Ton	Brix Factors	Tons
	Dollars	Code a/			Dollars	Code a/	
DISTRICT 03 (Cont'd.)					2,608.53	1580	15.2
Zinfandel (Cont'd.)	2,150.00	6110	76.6		2,700.00	0010	8.1
	2,174.59	0010	86.2		2,700.00	1030	0.5
	2,199.66	0010	6.5		2,700.00	1610	46.4
	2,200.00	0010	313.6		2,700.00	1630	19.0
	2,200.00	0230	21.9		2,706.33	0010	7.3
	2,200.00	1010	6.0		2,720.00	1630	4.5
	2,200.00	1210	50.7		2,727.20	0010	54.7
	2,200.00	1240	20.6		2,741.00	1480	0.2
	2,200.00	1260	27.2		2,741.20	5220	28.9
	2,200.00	1610	11.3		2,750.00	0010	5.7
	2,200.00	1858	13.6		2,750.00	1000	3.9
	2,214.12	0010	45.9		2,800.00	0010	91.1
	2,234.76	0010	33.5		2,800.00	0100	2.5
	2,234.76	5670	17.9		2,800.00	1000	3.2
	2,234.80	1500	1.9		2,800.00	1210	3.4
	2,235.00	0010	28.6		2,800.00	1240	34.6
	2,250.00	0010	346.6		2,800.00	1290	57.3
	2,250.00	1240	3.1		2,800.00	1610	10.9
	2,273.44	0010	8.7		2,800.00	1630	2.2
	2,276.44	0010	95.7		2,800.00	1650	8.2
	2,300.00	0010	18.8		2,800.00	1790	5.7
	2,300.00	1010	8.7		2,818.92	0010	71.1
	2,300.00	1240	2.1		2,842.17	0010	15.7
	2,300.00	1260	4.3		2,850.00	1630	18.3
	2,300.00	1290	23.1		2,850.00	1835	2.0
	2,300.00	1500	18.5		2,862.03	0010	65.9
	2,300.00	1610	21.5		2,900.00	0010	9.3
	2,300.00	1630	9.7		2,900.00	1240	12.8
	2,350.00	0010	40.0		2,900.00	1630	2.4
	2,350.00	0220	2.5		2,900.00	1730	3.7
	2,375.00	1000	3.0		2,902.00	0010	315.6
	2,400.00	0010	613.6		2,905.00	0010	78.4
	2,400.00	0220	2.0		2,931.00	0010	64.4
	2,400.00	1040	5.7		2,950.00	1000	3.8
	2,400.00	1210	218.8		2,950.00	1915	2.0
	2,400.00	1240	19.7		2,958.00	0010	38.0
	2,400.00	1630	19.6		2,958.00	1450	15.3
	2,400.00	1740	13.8		2,989.00	0010	44.2
	2,400.00	1858	15.0		2,990.00	0010	22.4
	2,424.00	0010	28.8		3,000.00	0010	18.5
	2,429.09	0010	131.0		3,000.00	1290	28.8
	2,429.09	1630	10.9		3,000.00	1590	5.9
	2,429.10	1260	14.2		3,000.00	1610	13.4
	2,450.00	0010	85.1		3,000.00	1630	95.6
	2,474.00	1240	124.4		3,072.00	1900	20.6
	2,474.70	1500	11.8		3,200.00	0010	2.7
	2,474.71	0010	90.4		3,450.00	0010	1.2
	2,475.00	0010	9.6		3,500.00	1830	2.6
	2,475.00	0220	9.3		3,600.00	0010	2.6
	2,489.63	5620	51.1	Wtd. Avg. Base & Total Tons	2,141.61		10,978.8
	2,489.76	0010	34.2	Other Red b/	500.00	0010	1.6
	2,500.00	0010	524.1		550.00	1000	0.8
	2,500.00	1010	10.3		900.00	0010	4.0
	2,500.00	1230	84.1		1,000.00	0010	0.5
	2,500.00	1240	62.6		1,200.00	1240	16.9
	2,500.00	1500	11.9		1,400.00	0010	1.3
	2,500.00	1610	11.5		1,667.00	0010	4.6
	2,500.00	1630	78.1		2,000.00	0010	13.2
	2,500.00	1640	12.9		2,200.00	0010	25.1
	2,500.00	1770	13.6		2,424.00	0010	28.8
	2,500.00	1858	21.2		2,475.00	0010	17.2
	2,500.00	5350	46.5		2,500.00	0010	4.2
	2,500.00	5670	25.0		2,500.00	0010	38.9
	2,500.00	6110	110.7		2,727.20	0010	2.8
	2,501.40	0010	59.6		2,902.00	0010	4.6
	2,501.44	0010	14.3	Wtd. Avg. Base & Total Tons	2,292.54		189.0
	2,525.00	1610	9.1				
	2,550.00	0010	2.7	DISTRICT 04			
	2,575.00	1610	1.0	WINE GRAPES (WHITE)			
	2,600.00	0010	142.2	Chardonnay	600.00	0010	4.5
	2,600.00	0850	78.5		1,000.00	0010	33.5
	2,600.00	1030	1.6		1,099.60	0010	29.8
	2,600.00	1240	35.9				
	2,600.00	1650	3.5				
	2,600.00	1915	2.8				
	2,600.00	4670	108.7				
	2,608.53	0010	15.7				

TABLE 8: BASE PRICE PAID TO GROWERS FOR GRAPES CRUSHED AND DELIVERED TO CALIFORNIA PROCESSORS FROM THE 2000 CROP WITH BRIX FACTORS AND PURCHASED TONNAGE, BY TYPE, VARIETY, REPORTING DISTRICT WHERE GROWN, AND WEIGHTED AVERAGE BASE PRICE.

District, Type, and Variety	Base Price Per Ton	Brix Factors	Tons	District, Type, and Variety	Base Price Per Ton	Brix Factors	Tons
	Dollars	Code a/			Dollars	Code a/	
DISTRICT 04 (Cont'd.)					1,997.61	1210	4.1
Chardonnay (Cont'd.)	1,400.00	1370	22.8		1,997.61	1370	20.3
	1,400.00	5043	144.0		1,998.00	0010	32.8
	1,450.00	0010	38.4		2,000.00	0010	495.3
	1,500.00	0010	50.6		2,000.00	0980	365.3
	1,500.00	1610	16.6		2,000.00	1000	10.2
	1,543.50	0010	57.7		2,000.00	1040	24.2
	1,550.00	0980	12.3		2,000.00	1210	105.4
	1,550.00	1790	8.7		2,000.00	1240	6.6
	1,575.00	0010	38.6		2,000.00	1480	29.1
	1,580.16	0010	152.4		2,000.00	1580	22.7
	1,598.09	0010	83.7		2,000.00	1610	39.0
	1,598.63	0010	29.4		2,000.00	1630	4.8
	1,600.00	0820	19.7		2,000.00	1710	37.6
	1,610.00	0010	33.2		2,000.00	1790	4.4
	1,620.68	0010	53.4		2,000.00	5620	16.9
	1,625.78	0010	93.5		2,014.00	0980	16.9
	1,627.50	0010	29.7		2,020.00	1210	24.5
	1,628.39	0010	75.9		2,022.21	1260	613.1
	1,640.94	0010	42.1		2,025.00	0010	43.6
	1,650.00	6110	29.6		2,027.55	0980	21.7
	1,653.75	0010	59.3		2,043.97	0010	76.8
	1,654.00	0010	1.4		2,047.00	0010	18.3
	1,683.14	0010	22.8		2,050.00	1370	19.2
	1,700.00	0010	5.6		2,077.00	1720	20.3
	1,700.00	0980	25.7		2,077.67	1480	20.0
	1,700.00	1240	1.3		2,077.67	1480	20.0
	1,700.00	1370	3.5		2,083.04	1230	173.0
	1,700.00	5620	107.2		2,088.17	0010	20.9
	1,701.71	0010	244.3		2,094.00	0010	36.2
	1,708.87	0010	55.5		2,096.96	0010	36.6
	1,734.24	5620	64.6		2,096.96	1230	39.6
	1,762.49	0010	12.9		2,097.00	1580	3.8
	1,792.88	0010	53.0		2,097.00	1730	4.7
	1,800.00	0010	125.8		2,097.33	1410	27.1
	1,800.00	0980	18.6		2,097.49	0010	51.7
	1,800.00	1040	5.7		2,100.00	0010	491.3
	1,800.00	1370	48.6		2,100.00	1000	1.2
	1,800.00	1610	7.9		2,100.00	1210	19.9
	1,800.00	5620	55.2		2,100.00	1240	9.2
	1,803.11	0010	255.6		2,100.00	1260	8.4
	1,823.00	0010	14.5		2,100.00	1580	5.7
	1,823.26	0010	177.5		2,121.00	0980	94.6
	1,861.47	0010	103.9		2,122.12	1370	265.8
	1,873.00	4900	176.9		2,126.19	0010	40.8
	1,874.25	1610	1.8		2,128.55	0010	32.3
	1,886.20	0010	54.5		2,135.77	0600	88.3
	1,900.00	0010	242.7		2,136.90	0010	139.7
	1,900.00	1000	44.5		2,146.40	0010	97.8
	1,900.00	1260	2.1		2,146.88	0010	16.0
	1,910.08	0010	25.0		2,147.61	0010	65.8
	1,926.00	0010	2.7		2,150.00	0010	73.8
	1,926.00	1450	8.4		2,150.00	1260	27.8
	1,936.39	0010	38.4		2,152.77	0010	7.5
	1,936.64	0010	84.4		2,153.26	6110	50.4
	1,938.00	1610	19.6		2,157.00	0010	29.3
	1,940.92	1370	24.9		2,160.00	0010	2.2
	1,950.00	0010	10.0		2,160.00	6110	15.2
	1,957.00	0980	31.7		2,175.00	0010	49.9
	1,958.68	0010	36.8		2,180.00	0980	90.4
	1,962.00	0980	22.0		2,185.05	0010	48.3
	1,979.16	0010	69.6		2,186.00	0010	43.6
	1,988.00	0010	34.2		2,187.60	1620	61.9
	1,988.00	6110	9.2		2,187.60	6110	46.3
	1,988.73	0010	20.5		2,196.38	1010	75.5
	1,988.73	0980	55.5		2,196.81	0010	182.9
	1,988.73	6010	59.9		2,196.81	1010	48.2
	1,988.73	6110	36.8		2,196.81	5600	115.7
	1,995.00	0980	12.5		2,197.00	0010	16.4
	1,995.00	1240	25.9		2,197.00	1210	37.6
	1,997.00	0010	13.2		2,197.10	0010	19.5
	1,997.00	1000	33.4		2,197.37	0010	138.4
	1,997.00	1210	54.9		2,197.37	1210	22.7
	1,997.10	0010	316.5		2,198.00	1720	23.1
	1,997.16	0010	17.9		2,200.00	0010	179.3
	1,997.29	0010	21.9		2,200.00	1010	13.4
	1,997.61	0010	217.4		2,200.00	1040	0.9
	1,997.61	0980	11.3		2,200.00	1210	86.5
					2,200.00	1240	36.5
					2,200.00	1260	47.1

TABLE 8: BASE PRICE PAID TO GROWERS FOR GRAPES CRUSHED AND DELIVERED TO CALIFORNIA PROCESSORS FROM THE 2000 CROP WITH BRIX FACTORS AND PURCHASED TONNAGE, BY TYPE, VARIETY, REPORTING DISTRICT WHERE GROWN, AND WEIGHTED AVERAGE BASE PRICE.

District, Type, and Variety	Base Price Per Ton	Brix Factors	Tons	District, Type, and Variety	Base Price Per Ton	Brix Factors	Tons
	Dollars	Code a/			Dollars	Code a/	
DISTRICT 04 (Cont'd.)							
Chardonnay (Cont'd.)	2,200.00	1370	31.3		2,500.00	0010	326.4
	2,200.00	1610	9.6		2,500.00	0980	183.2
	2,200.00	1620	16.8		2,500.00	1000	11.0
	2,200.00	1720	39.9		2,500.00	1110	76.0
	2,211.95	0980	12.5		2,500.00	1210	13.7
	2,213.30	0010	13.2		2,500.00	1610	7.1
	2,219.00	0010	20.8		2,500.00	1620	9.6
	2,222.05	0010	25.4		2,500.00	1650	10.6
	2,222.88	6110	44.6		2,500.00	1790	3.2
	2,226.00	0980	39.0		2,515.96	6110	154.5
	2,250.00	0010	190.2		2,550.00	0010	10.4
	2,250.00	0980	118.3		2,550.00	0980	20.5
	2,250.00	1210	11.5		2,572.00	0010	16.6
	2,252.68	0010	23.3		2,600.00	0010	44.2
	2,257.50	1210	19.4		2,600.00	0980	93.5
	2,257.54	0010	14.9		2,600.00	1260	18.4
	2,265.00	0010	9.7		2,620.00	0010	8.8
	2,265.57	0010	89.7		2,633.99	0010	52.2
	2,268.40	1480	17.1		2,650.00	1610	36.1
	2,290.00	0010	5.7		2,700.00	0010	13.7
	2,293.90	1010	79.2		2,700.00	1450	25.6
	2,296.66	0010	19.6		2,750.00	0010	10.6
	2,296.67	1210	33.4		2,750.00	1200	13.5
	2,296.67	1480	43.9		2,760.00	0010	4.7
	2,297.00	1130	11.0		2,768.00	0980	1.5
	2,297.25	5620	117.3		2,776.42	0010	11.9
	2,300.00	0010	352.3		2,815.91	1010	26.3
	2,300.00	0220	10.6		2,850.00	0010	16.4
	2,300.00	1210	29.2		2,900.00	0010	26.6
	2,300.00	1260	297.9		2,904.00	0010	12.4
	2,300.00	1410	28.0		2,919.08	0010	2.5
	2,300.00	1590	55.1		2,919.08	0980	50.5
	2,305.53	1230	38.1		2,928.00	0010	3.8
	2,306.00	0980	26.9		2,990.00	1450	24.2
	2,306.00	1000	205.8		3,000.00	0010	107.0
	2,309.10	0010	72.4		3,150.00	1040	5.5
	2,325.00	0010	120.6		3,164.02	1110	77.9
	2,325.00	1210	30.0		3,200.00	0010	8.4
	2,331.00	0010	7.4		3,300.00	0010	44.4
	2,331.00	1000	47.0		3,500.00	0010	19.7
	2,334.07	0010	8.8		4,000.00	1110	35.5
	2,334.19	0010	76.0		4,050.00	0010	27.5
	2,335.00	1325	15.1		5,000.00	1260	38.2
	2,337.00	0010	69.0	Wtd. Avg. Base & Total Tons	2,158.93		16,555.1
	2,340.00	1790	4.0	Chenin Blanc	700.00	3970	61.7
	2,340.38	1210	156.7		800.00	1000	33.4
	2,350.00	0010	4.2		800.00	3970	60.6
	2,350.00	1000	24.9		800.00	4060	100.6
	2,351.00	1000	21.2		850.00	3830	17.0
	2,359.84	0010	499.4		900.00	0010	4.7
	2,367.97	6110	125.6		900.00	1210	5.0
	2,384.00	0010	13.1		1,000.00	0010	20.4
	2,386.47	1610	27.2		1,050.00	0010	8.3
	2,388.73	0980	123.1		1,114.60	0010	56.9
	2,393.18	1200	160.3		1,200.00	1630	11.0
	2,396.00	0010	24.9		2,200.00	0010	675.5
	2,397.00	1210	25.0		2,396.52	0010	25.1
	2,397.13	0980	77.4	Wtd. Avg. Base & Total Tons	1,734.90		1,080.2
	2,400.00	0010	87.0	French Colombard	550.00	0010	5.2
	2,400.00	0980	18.2		700.00	0820	1.6
	2,400.00	1610	39.4	Wtd. Avg. Base & Total Tons	585.29		6.8
	2,400.00	1710	19.2	Gewurztraminer	1,000.00	1100	18.0
	2,411.00	0010	10.2		1,030.00	0010	11.5
	2,425.00	0010	242.1		1,171.05	1230	2.2
	2,430.00	0010	51.8		1,250.00	1040	6.1
	2,442.94	0010	200.6		1,500.00	1260	2.2
	2,450.00	0010	90.8		1,500.00	0010	1.7
	2,450.00	1210	16.4		1,600.00	0010	1.7
	2,452.00	0010	31.2		1,647.36	1200	11.9
	2,453.00	1710	11.4		1,700.00	0220	0.8
	2,454.55	1590	69.2		2,000.00	0010	0.1
	2,454.97	5160	8.8	Wtd. Avg. Base & Total Tons	1,233.58		54.5
	2,496.00	0010	10.0				
	2,496.38	0010	23.8				
	2,496.38	1010	84.3				
	2,497.01	0010	27.6				
	2,497.01	1240	113.0				

TABLE 8: BASE PRICE PAID TO GROWERS FOR GRAPES CRUSHED AND DELIVERED TO CALIFORNIA PROCESSORS FROM THE 2000 CROP WITH BRIX FACTORS AND PURCHASED TONNAGE, BY TYPE, VARIETY, REPORTING DISTRICT WHERE GROWN, AND WEIGHTED AVERAGE BASE PRICE.

District, Type, and Variety	Base Price Per Ton	Brix Factors	Tons	District, Type, and Variety	Base Price Per Ton	Brix Factors	Tons
	Dollars	Code a/			Dollars	Code a/	
DISTRICT 04 (Cont'd.)					1,328.13	0010	38.4
Gray Riesling *	500.00	0010	12.6		1,329.19	5210	23.3
Wtd. Avg. Base & Total Tons	500.00		12.6		1,329.19	5340	44.0
Malvasia Bianca *	1,600.00	0010	0.5		1,330.00	5210	6.2
Wtd. Avg. Base & Total Tons	1,600.00		0.5		1,335.67	0010	132.5
Marsanne	1,335.67	0010	2.5		1,336.00	1210	32.7
Wtd. Avg. Base & Total Tons	1,335.67		2.5		1,338.84	0010	108.7
Muscat Blanc *	1,196.00	0410	0.6		1,350.00	1710	17.1
	1,212.75	0010	18.4		1,369.00	0010	368.9
	1,300.00	0010	21.5		1,374.03	0820	63.8
	1,357.00	0510	1.0		1,384.82	0010	388.0
	1,500.00	0900	103.4		1,388.73	0010	180.3
	1,500.00	1830	20.4		1,398.27	0010	126.0
Wtd. Avg. Base & Total Tons	1,440.04		165.3		1,400.00	0010	182.2
Pinot Blanc	821.13	0010	7.3		1,400.00	0960	21.3
	1,428.00	0980	0.1		1,400.00	1350	41.7
	1,492.76	0010	1.6		1,400.00	1580	11.1
	1,500.00	0010	39.0		1,400.00	4723	66.0
	1,900.00	0010	16.6		1,402.45	0010	15.1
	1,983.00	1260	6.1		1,402.45	1580	3.0
Wtd. Avg. Base & Total Tons	1,565.23		70.7		1,417.50	1210	21.5
Pinot Gris *	1,259.56	0010	54.7		1,429.00	0820	9.5
	1,374.07	0010	19.3		1,433.25	1210	100.6
	1,493.00	0010	16.4		1,450.00	0010	12.3
	1,500.00	0010	27.9		1,450.00	1210	16.6
	1,523.33	0010	8.5		1,450.00	4175	126.0
	1,526.74	0010	15.6		1,462.10	1790	6.4
	1,600.00	0010	1.4		1,469.24	0010	44.0
	1,600.00	1210	25.1		1,469.24	1410	18.1
	1,650.00	0980	27.4		1,469.24	1590	33.8
	1,800.00	1790	0.9		1,469.24	1710	28.5
	1,804.00	0980	0.2		1,470.00	1210	53.5
	1,950.00	1210	22.0		1,500.00	0010	111.1
	2,000.00	1000	9.2		1,500.00	0910	311.1
	2,000.00	1610	1.8		1,500.00	0980	2.3
	2,117.21	1210	63.3		1,500.00	1210	18.6
	2,182.19	1210	9.9		1,522.50	1210	12.4
	2,274.24	1210	12.0		1,529.00	0910	49.0
	2,501.00	1260	15.8		1,530.00	0010	130.3
Wtd. Avg. Base & Total Tons	1,736.39		331.4		1,535.00	0010	17.5
Roussanne	2,334.40	0010	0.6		1,536.00	0010	6.0
Wtd. Avg. Base & Total Tons	2,334.40		0.6		1,543.50	0010	8.1
Sauvignon Blanc	900.00	0010	10.9		1,543.50	0960	55.1
	950.00	0010	2.3		1,543.50	1210	37.8
	950.00	5620	132.4		1,550.00	0010	259.5
	1,000.00	0820	0.5		1,550.00	1370	9.0
	1,010.00	0010	3.0		1,564.39	1210	43.9
	1,068.54	0010	15.2		1,567.00	0910	54.9
	1,093.95	0010	162.4		1,567.79	0010	321.8
	1,150.00	1240	6.4		1,575.00	1590	0.1
	1,200.00	0010	96.0		1,600.00	0010	582.7
	1,200.00	0820	15.7		1,600.00	0910	8.8
	1,212.75	0010	3.8		1,600.00	1000	14.9
	1,218.92	0010	57.3		1,600.00	1590	21.1
	1,250.00	0010	99.4		1,602.81	1010	4.6
	1,250.00	0910	61.5		1,603.00	1590	13.9
	1,250.00	5210	41.0		1,647.07	0010	23.6
	1,250.00	5620	3.1		1,650.00	0010	12.2
	1,266.49	0820	56.1		1,650.00	1240	14.2
	1,277.03	1210	10.9		1,650.00	0010	138.5
	1,300.00	0010	84.3		1,680.00	0010	19.4
	1,300.00	0820	19.4		1,700.00	0010	125.8
	1,300.00	1090	200.0		1,700.00	0910	91.8
	1,325.00	0820	9.8		1,717.00	0010	10.0
					1,725.00	1525	20.2
					1,746.25	0010	4.1
					1,750.00	0010	67.9
					1,750.00	1210	23.6
					1,750.00	1240	3.5
					1,800.00	0010	32.2
					1,800.00	0190	41.6
					1,800.00	1610	3.5
					1,801.33	1590	91.0
					1,809.00	0010	54.5
					1,893.00	0010	54.5
					2,000.00	1240	30.6
					2,280.00	0980	32.8
					2,500.00	2002	1.1
					3,476.97	0010	6.1

TABLE 8: BASE PRICE PAID TO GROWERS FOR GRAPES CRUSHED AND DELIVERED TO CALIFORNIA PROCESSORS FROM THE 2000 CROP WITH BRIX FACTORS AND PURCHASED TONNAGE, BY TYPE, VARIETY, REPORTING DISTRICT WHERE GROWN, AND WEIGHTED AVERAGE BASE PRICE.

District, Type, and Variety	Base Price Per Ton	Brix Factors	Tons	District, Type, and Variety	Base Price Per Ton	Brix Factors	Tons
	Dollars	Code a/			Dollars	Code a/	
DISTRICT 04 (Cont'd.)					1,400.00	0010	22.6
Sauvignon Blanc (Cont'd.)					1,500.00	1930	8.7
Wtd. Avg. Base & Total Tons	1,465.22		6,429.7		1,779.56	1945	5.3
Sauvignon Musque	1,244.38	0010	14.7		1,800.00	0010	8.8
	1,395.00	0010	27.4		2,071.01	1260	74.9
	1,464.84	0010	15.2		2,500.00	1993	8.9
	1,600.00	0010	12.7		3,992.00	0010	4.4
	1,606.00	0910	45.8	Wtd. Avg. Base & Total Tons	1,626.66		267.7
	1,700.00	0010	12.3	Other White b/	2,000.00	0980	3.6
	1,700.00	0980	18.0	Wtd. Avg. Base & Total Tons	2,000.00		3.6
	1,746.25	0010	12.5	WINE GRAPES (RED)			
	1,900.00	0980	13.4	Barbera	1,300.00	1630	4.2
	2,280.00	0980	12.1		1,599.49	6280	3.9
Wtd. Avg. Base & Total Tons	1,624.34		184.1		1,900.00	0010	69.6
Sauvignon Vert *	1,000.00	0010	2.2		1,990.00	0010	55.4
Wtd. Avg. Base & Total Tons	1,000.00		2.2		1,990.00	1450	13.4
Semillon	775.00	1040	7.6		2,000.00	1650	1.5
	850.00	4250	7.7		2,334.40	0010	1.7
	1,108.21	0010	42.5	Wtd. Avg. Base & Total Tons	1,922.64		149.7
	1,136.33	0010	19.6	Cabernet Franc	750.00	0010	4.2
	1,300.00	0010	12.2		1,000.00	0010	1.4
	1,300.00	0820	14.2		1,000.00	0850	3.1
	1,300.00	0910	1.5		1,336.77	0010	27.6
	1,375.51	0980	9.3		1,700.00	0010	0.9
	1,393.85	0010	18.5		1,708.88	0010	55.7
	1,400.00	6010	26.9		1,800.00	0010	3.5
	1,464.00	0980	12.0		1,800.00	1240	4.9
	1,466.00	0010	36.5		1,949.00	1240	14.3
	1,481.32	0780	17.9		2,000.00	1040	23.7
	1,481.32	1110	15.8		2,000.00	1610	8.7
	1,500.00	0010	18.6		2,100.00	0010	25.1
	1,500.00	0820	5.7		2,159.48	5620	2.1
	1,550.00	0010	18.3		2,200.00	0010	21.2
	1,575.00	0010	16.3		2,200.00	1240	40.0
	1,600.00	0010	45.6		2,205.86	1260	11.5
	1,700.00	0910	66.6		2,216.46	1450	10.3
	1,700.00	1040	5.0		2,334.40	0010	10.1
	1,700.00	1610	4.8		2,400.00	0010	9.7
	1,750.00	0010	15.8		2,400.00	1260	0.3
	1,759.19	0850	4.0		2,400.00	1790	4.7
	1,796.00	0010	1.8		2,427.79	6110	23.9
	1,800.00	0010	30.8		2,428.67	0010	96.2
	1,818.00	0010	10.5		2,428.67	5150	38.1
	1,900.00	0010	17.1		2,429.00	0010	47.3
	1,900.00	0820	6.5		2,429.00	1210	22.7
	2,280.00	0730	8.5		2,429.00	1410	7.1
	3,496.97	0010	55.0		2,450.00	1610	1.2
Wtd. Avg. Base & Total Tons	1,705.88		573.1		2,500.00	0010	9.6
Viognier	1,500.00	5043	56.3		2,500.00	0980	2.6
	1,800.00	0010	2.5		2,528.67	0010	10.8
	1,826.91	0010	2.2		2,549.18	6110	27.3
	1,827.32	0010	1.3		2,550.00	1640	20.2
	1,919.00	1670	0.5		2,600.00	0010	2.9
	2,000.00	1040	1.3		2,603.47	0010	10.8
	2,010.00	0010	2.7		2,628.67	1610	17.5
	2,010.00	1630	2.2		2,650.00	0010	0.6
	2,040.68	1820	5.4		2,650.00	1450	6.9
	2,284.15	0010	28.4		2,671.00	0010	2.9
	2,375.00	0010	12.8		2,671.54	0010	31.9
	2,500.00	1790	16.0		2,671.54	1410	9.4
	2,500.00	1820	6.3		2,672.00	1260	2.7
	2,596.27	1820	13.8		2,697.00	1740	12.6
	2,604.00	0010	0.1		2,700.00	1000	6.1
	2,800.00	1630	15.4		2,700.00	1210	15.3
Wtd. Avg. Base & Total Tons	2,093.31		167.2		2,700.00	1450	95.5
White Riesling *	1,200.00	0010	11.7		2,756.00	1580	0.9
	1,229.00	0010	13.4		2,756.25	1630	2.0
	1,284.90	0820	109.0		2,792.97	0010	29.3
					2,793.00	0010	4.2
					2,800.00	1240	11.4
					2,800.00	1790	5.0
					2,825.00	0010	6.8

TABLE 8: BASE PRICE PAID TO GROWERS FOR GRAPES CRUSHED AND DELIVERED TO CALIFORNIA PROCESSORS FROM THE 2000 CROP WITH BRIX FACTORS AND PURCHASED TONNAGE, BY TYPE, VARIETY, REPORTING DISTRICT WHERE GROWN, AND WEIGHTED AVERAGE BASE PRICE.

District, Type, and Variety	Base Price Per Ton	Brix Factors	Tons	District, Type, and Variety	Base Price Per Ton	Brix Factors	Tons
	Dollars	Code a/			Dollars	Code a/	
DISTRICT 04 (Cont'd.)					1,800.00	1740	5.5
Cabernet Franc (Cont'd.)	2,913.34	1610	6.2		1,800.00	5043	32.2
	2,913.34	1790	1.8		1,815.00	5620	45.7
	2,914.00	0010	14.9		1,830.05	1000	183.9
	2,914.00	1640	4.3		1,850.00	5620	3.1
	2,914.40	0010	42.0		1,900.00	0010	0.4
	2,914.40	0850	39.1		1,914.42	0010	35.1
	2,914.40	1610	3.2		1,928.94	1610	28.6
	2,914.40	1740	5.7		1,950.00	5620	5.2
	2,914.40	1790	20.4		1,967.96	1450	33.0
	2,914.40	5620	23.7		2,000.00	0010	82.6
	3,000.00	0010	94.3		2,000.00	0850	15.2
	3,000.00	1610	4.2		2,000.00	0980	10.0
	3,035.84	0010	18.8		2,000.00	1000	8.8
	3,035.84	1240	12.7		2,000.00	1010	26.3
	3,035.84	1410	37.8		2,000.00	1040	7.7
	3,035.84	1610	20.4		2,000.00	1515	18.6
	3,036.00	0010	5.7		2,000.00	1610	3.0
	3,050.00	1240	12.1		2,000.00	1630	4.2
	3,100.00	0010	8.1		2,000.00	1640	3.5
	3,100.00	1240	5.2		2,000.00	6110	24.6
	3,112.51	0010	44.6		2,036.00	1640	1.6
	3,187.00	5620	6.0		2,039.63	0010	11.0
	3,200.00	0010	37.5		2,042.05	0010	41.5
	3,200.00	1130	85.2		2,093.80	0010	10.1
	3,200.00	1650	11.2		2,100.00	6110	25.0
	3,230.13	0010	6.5		2,105.76	0010	62.9
	3,300.00	0010	13.0		2,129.00	1240	79.0
	3,300.00	1130	23.7		2,137.50	1450	3.3
	3,300.00	1410	22.3		2,150.00	5620	13.1
	3,360.00	0010	7.8		2,159.48	5620	42.0
	3,500.00	0010	40.8		2,184.00	1450	32.7
	3,500.00	1410	20.8		2,187.92	0010	13.7
	3,500.00	1450	7.9		2,198.28	1240	4.2
	3,500.00	1630	1.6		2,200.00	0010	39.2
	3,500.00	1640	1.8		2,200.00	1210	11.0
	3,500.00	1650	3.9		2,200.00	1240	46.0
	3,522.00	0010	13.3		2,200.00	1370	2.7
	3,655.34	0010	1.7		2,200.00	5620	2.5
	3,655.44	0010	5.3		2,205.00	0010	93.9
	3,700.00	1410	10.0		2,250.00	5620	12.0
	3,800.00	1650	13.4		2,259.97	0210	34.4
	3,815.49	0010	3.7		2,300.00	0010	238.2
	4,000.00	0010	8.4		2,300.00	1610	0.8
	4,000.00	1020	1.2		2,300.00	1640	15.0
	4,000.00	1240	3.7		2,300.00	5620	30.8
	4,000.00	1450	1.4		2,309.00	1590	19.3
	4,000.00	1610	3.3		2,316.86	1410	20.5
	4,000.00	1630	12.0		2,332.80	1450	22.8
	4,107.61	0010	15.1		2,334.40	0010	24.0
	4,140.00	0010	30.9		2,346.83	0010	61.0
4,500.00	0010	4.2		2,361.00	5160	21.5	
4,500.00	1610	13.4		2,368.98	1450	88.3	
4,500.00	5620	5.0		2,373.00	0010	75.8	
4,700.00	0010	16.1		2,376.00	1450	49.5	
5,000.00	0010	2.1		2,379.57	0010	0.8	
5,000.00	1260	4.3		2,400.00	0010	456.4	
5,100.00	0010	1.1		2,400.00	0850	30.9	
6,000.00	1610	1.6		2,400.00	1010	37.2	
7,812.50	0010	3.8		2,400.00	1410	15.8	
				2,400.00	1790	19.7	
				2,400.00	5620	15.1	
Wtd. Avg. Base & Total Tons	2,856.91		1,754.9	2,412.02	0010	52.9	
				2,450.00	1450	4.0	
Cabernet Sauvignon	1,000.00	0010	32.7	2,461.00	1480	0.4	
	1,000.00	1610	24.7	2,472.31	1410	32.6	
	1,100.00	0010	23.7	2,500.00	0010	89.9	
	1,200.00	0100	0.5	2,500.00	0250	1.8	
	1,300.00	1240	7.4	2,500.00	0850	6.5	
	1,449.00	0010	61.8	2,500.00	1040	11.3	
	1,500.00	0010	6.5	2,500.00	1120	53.0	
	1,600.00	1210	0.4	2,500.00	1210	31.1	
	1,650.00	1370	4.7	2,500.00	1610	8.2	
	1,700.00	0010	12.0	2,500.00	1630	28.5	
	1,750.00	1790	34.4	2,500.00	5620	11.3	
	1,800.00	0010	42.9	2,520.00	1630	9.3	
	1,800.00	0850	2.0	2,550.00	1240	36.1	
	1,800.00	1240	3.2	2,550.00	1260	4.5	
	1,800.00	1630	3.5	2,550.00	1720	20.5	

TABLE 8: BASE PRICE PAID TO GROWERS FOR GRAPES CRUSHED AND DELIVERED TO CALIFORNIA PROCESSORS FROM THE 2000 CROP WITH BRIX FACTORS AND PURCHASED TONNAGE, BY TYPE, VARIETY, REPORTING DISTRICT WHERE GROWN, AND WEIGHTED AVERAGE BASE PRICE.

District, Type, and Variety	Base Price Per Ton	Brix Factors	Tons	District, Type, and Variety	Base Price Per Ton	Brix Factors	Tons
	Dollars	Code a/			Dollars	Code a/	
DISTRICT 04 (Cont'd.)					2,835.00	1610	5.8
					2,849.70	0010	225.7
Cabernet Sauvignon (Cont'd.)	2,584.00	0010	19.9		2,850.00	1210	8.0
	2,584.00	1590	5.1		2,850.00	1450	3.9
	2,597.00	0010	16.5		2,875.00	1130	9.1
	2,597.00	1130	25.7		2,882.20	1240	52.4
	2,597.12	0010	42.1		2,895.00	1590	4.4
	2,597.12	6110	102.4		2,895.00	1640	9.0
	2,597.13	1450	50.5		2,895.42	0010	240.1
	2,600.00	0010	260.5		2,895.42	0210	72.7
	2,600.00	1040	21.1		2,895.42	1200	23.8
	2,600.00	1210	40.2		2,895.42	1450	27.3
	2,600.00	1240	3.5		2,897.00	0010	51.9
	2,600.00	1450	7.4		2,897.00	1740	30.0
	2,600.00	1740	2.2		2,897.62	0010	306.1
	2,600.00	5620	25.8		2,897.62	1010	20.6
	2,608.77	1200	30.0		2,897.62	1210	90.1
	2,625.00	1450	2.6		2,897.62	5160	63.4
	2,632.00	0010	34.9		2,898.00	0010	2,137.1
	2,632.20	0010	264.4		2,898.00	1260	98.3
	2,632.20	0210	167.8		2,898.00	1640	7.0
	2,632.20	1200	4.4		2,900.00	0010	6.6
	2,632.20	1210	19.0		2,900.00	1210	30.1
	2,632.20	1610	4.6		2,900.00	1240	7.9
	2,632.20	5620	82.1		2,900.00	1450	139.4
	2,633.00	1610	27.3		2,900.00	1740	67.4
	2,634.00	1240	13.5		2,902.50	1730	17.9
	2,634.00	1640	1.2		2,932.20	1240	27.3
	2,634.20	0010	179.4		2,932.77	0850	31.9
	2,634.20	1610	25.9		2,939.99	1260	167.8
	2,634.20	5160	63.2		2,950.00	0010	140.7
	2,634.56	0010	56.4		2,972.15	0010	80.3
	2,635.00	0010	25.6		2,975.00	1370	20.8
	2,640.00	5620	45.6		2,986.51	0010	22.2
	2,641.50	0010	36.3		2,986.69	1630	67.8
	2,645.28	1200	34.7		2,986.69	6110	16.8
	2,650.00	0010	24.3		2,987.00	0010	74.0
	2,650.00	1210	31.8		2,995.00	1260	28.2
	2,650.00	1370	8.2		3,000.00	0010	1,426.0
	2,650.00	1610	6.1		3,000.00	0100	3.5
	2,650.00	5620	107.9		3,000.00	0230	7.8
	2,675.00	1130	523.5		3,000.00	1040	10.3
	2,675.00	1240	3.6		3,000.00	1210	163.3
	2,697.00	1740	85.9		3,000.00	1240	18.0
	2,698.00	0010	100.4		3,000.00	1370	24.5
	2,700.00	0010	3.6		3,000.00	1410	15.0
	2,700.00	1240	0.6		3,000.00	1450	325.1
	2,700.00	1450	299.0		3,000.00	1570	6.2
	2,700.00	1610	8.2		3,000.00	1580	3.5
	2,700.00	1640	4.3		3,000.00	1610	79.0
	2,700.00	5600	12.5		3,000.00	1740	95.2
	2,706.00	1130	34.4		3,000.00	1790	12.5
	2,708.32	0010	33.5		3,000.00	5620	1,095.6
	2,720.58	1130	65.3		3,000.00	6660	66.2
	2,726.98	1500	63.6		3,012.66	0010	214.5
	2,732.20	0010	26.9		3,024.98	1590	116.1
	2,750.00	1240	49.0		3,027.03	0010	61.6
	2,756.25	0010	11.6		3,027.03	0850	16.5
	2,756.25	1630	8.2		3,027.03	1260	13.4
	2,763.20	0010	4.0		3,027.03	1370	6.8
	2,763.81	0010	39.5		3,029.33	0010	115.8
	2,764.00	1820	53.2		3,029.33	1010	52.9
	2,765.91	0010	159.6		3,029.33	1210	60.8
	2,777.27	0010	3.0		3,029.33	1450	51.9
	2,782.00	5620	29.2		3,030.00	0010	16.7
	2,782.20	1630	19.3		3,030.72	0010	4.1
	2,795.00	1730	157.1		3,041.52	0010	64.8
	2,800.00	0010	170.1		3,047.30	0010	12.3
	2,800.00	1210	156.2		3,055.67	0010	104.7
	2,800.00	1450	40.4		3,075.33	1720	7.0
	2,800.00	1610	10.1		3,080.00	1740	12.5
	2,800.00	1650	54.6		3,082.00	0010	7.6
	2,800.00	5620	45.8		3,086.10	1260	121.2
	2,815.00	1130	32.0		3,100.00	0010	401.4
	2,821.00	1610	9.9		3,100.00	1210	7.3
	2,832.20	0010	34.8		3,100.00	1740	2.0
	2,832.20	1240	32.5		3,116.54	0010	264.8
	2,834.20	0010	189.3		3,116.54	1610	47.7
	2,834.20	1610	4.0		3,129.09	1210	45.9

TABLE 8: BASE PRICE PAID TO GROWERS FOR GRAPES CRUSHED AND DELIVERED TO CALIFORNIA PROCESSORS FROM THE 2000 CROP WITH BRIX FACTORS AND PURCHASED TONNAGE, BY TYPE, VARIETY, REPORTING DISTRICT WHERE GROWN, AND WEIGHTED AVERAGE BASE PRICE.

District, Type, and Variety	Base Price Per Ton	Brix Factors	Tons
	Dollars	Code a/	

District, Type, and Variety	Base Price Per Ton	Brix Factors	Tons
	Dollars	Code a/	

DISTRICT 04 (Cont'd.)

Cabernet Sauvignon (Cont'd.)	3,133.33	0010	7.3
	3,150.00	0010	15.1
	3,156.00	1210	12.6
	3,158.64	0010	181.7
	3,158.64	0850	135.4
	3,158.64	1210	45.1
	3,158.64	1410	21.9
	3,158.64	1610	34.7
	3,158.64	1740	18.7
	3,158.64	5620	97.5
	3,160.00	1260	31.6
	3,161.00	0010	128.4
	3,161.00	1240	16.9
	3,161.00	1630	3.7
	3,161.04	0010	169.8
	3,161.04	1010	18.9
	3,164.36	0010	52.8
	3,165.00	1450	27.6
	3,180.00	1450	32.0
	3,180.00	1500	12.3
	3,187.00	0010	5.1
	3,187.00	5620	14.7
	3,200.00	0010	218.1
	3,200.00	0230	4.9
	3,200.00	1210	81.7
	3,200.00	1260	15.8
	3,200.00	1580	2.5
	3,200.00	1610	16.0
	3,200.00	1640	14.0
	3,200.00	1790	15.5
	3,200.00	5620	4.1
	3,232.00	1450	46.7
	3,236.31	0850	12.0
	3,243.58	0010	28.2
	3,250.00	0010	7.2
	3,255.72	0010	66.7
	3,262.50	1630	22.9
	3,290.00	0010	131.4
	3,290.25	0010	100.9
	3,290.25	1210	26.4
	3,290.25	1240	14.9
	3,290.25	1610	27.6
	3,290.25	1740	1.6
	3,290.35	0010	24.8
	3,292.00	0010	3.2
	3,292.00	1610	12.9
	3,292.75	0010	87.0
	3,292.75	1010	246.1
	3,292.75	1210	65.4
	3,292.75	1230	21.4
	3,292.75	1410	28.1
	3,292.75	1650	20.1
	3,293.00	0010	8.3
	3,293.00	1240	10.0
	3,293.00	1580	27.0
	3,293.00	1590	4.0
	3,293.00	1635	20.1
	3,300.00	0010	60.5
	3,301.51	0010	452.2
	3,307.90	0010	44.1
	3,332.06	1410	26.3
	3,333.00	0010	5.0
	3,360.00	0010	11.1
	3,375.00	1740	4.3
	3,400.00	0010	24.7
	3,400.00	1450	51.3
	3,400.00	1620	25.6
	3,414.61	0010	88.4
	3,421.00	1610	15.1
	3,421.86	0010	8.3
	3,421.86	1200	87.2
	3,424.00	0010	61.2
	3,424.46	0010	23.5
	3,424.46	1010	17.9
	3,450.00	0010	5.1
	3,450.00	1450	0.6
	3,450.00	1610	10.5

	3,472.00	1240	35.1
	3,479.70	0010	399.9
	3,500.00	0010	643.8
	3,500.00	1130	202.5
	3,500.00	1210	24.9
	3,500.00	1240	17.3
	3,500.00	1260	6.3
	3,500.00	1410	105.6
	3,500.00	1450	108.5
	3,500.00	1610	102.9
	3,500.00	1630	9.6
	3,500.00	1650	37.9
	3,500.00	1790	21.0
	3,500.00	5600	262.9
	3,500.00	5620	651.1
	3,500.83	0010	69.1
	3,503.49	0010	63.9
	3,505.50	0990	26.3
	3,521.32	0010	44.4
	3,532.50	0010	18.6
	3,553.47	1240	84.6
	3,553.47	1630	6.6
	3,559.70	0010	28.0
	3,573.00	0010	24.3
	3,600.00	0010	99.9
	3,600.00	0230	3.5
	3,600.00	1010	8.9
	3,600.00	1200	8.7
	3,600.00	1260	1.5
	3,600.00	1450	62.4
	3,636.00	1450	3.0
	3,650.00	1410	31.2
	3,658.00	0010	44.8
	3,660.80	1210	19.8
	3,700.00	1200	46.3
	3,700.00	1210	5.8
	3,700.00	1610	3.7
	3,733.40	1210	20.9
	3,734.00	1610	19.8
	3,750.00	0010	18.3
	3,780.00	1240	127.8
	3,791.64	0010	6.2
	3,800.00	0010	161.7
	3,800.00	1000	5.4
	3,800.00	1450	7.1
	3,800.00	1650	65.8
	3,800.00	6774	79.9
	3,800.00	6775	30.9
	3,800.00	6777	21.4
	3,816.00	0010	12.6
	3,819.59	1010	7.3
	3,847.50	0010	59.9
	3,848.00	0010	13.6
	3,850.00	0010	9.4
	3,870.00	1610	68.8
	3,900.00	0010	43.9
	3,913.42	0010	10.5
	3,951.30	1010	10.2
	3,975.00	1450	38.8
	4,000.00	0010	582.1
	4,000.00	1000	24.5
	4,000.00	1020	16.2
	4,000.00	1130	795.4
	4,000.00	1200	3.9
	4,000.00	1210	220.2
	4,000.00	1240	16.2
	4,000.00	1260	3.0
	4,000.00	1410	115.9
	4,000.00	1450	12.9
	4,000.00	1590	5.9
	4,000.00	1610	77.4
	4,000.00	1630	9.6
	4,000.00	1650	3.1
	4,000.00	1740	5.2
	4,000.00	1790	5.6
	4,050.00	1210	36.0
	4,100.00	0010	3.5
	4,107.61	0010	17.7
	4,133.00	1130	11.0

TABLE 8: BASE PRICE PAID TO GROWERS FOR GRAPES CRUSHED AND DELIVERED TO CALIFORNIA PROCESSORS FROM THE 2000 CROP WITH BRIX FACTORS AND PURCHASED TONNAGE, BY TYPE, VARIETY, REPORTING DISTRICT WHERE GROWN, AND WEIGHTED AVERAGE BASE PRICE.

District, Type, and Variety	Base Price Per Ton	Brix Factors	Tons	District, Type, and Variety	Base Price Per Ton	Brix Factors	Tons
	Dollars	Code a/			Dollars	Code a/	
DISTRICT 04 (Cont'd.)							
Cabernet Sauvignon (Cont'd.)	4,140.00	1450	34.5		850.00	4060	13.5
	4,144.00	1000	160.4		850.00	4160	15.5
	4,186.36	1260	68.9		900.00	0010	2.1
	4,200.00	0010	8.7		903.80	0010	3.9
	4,200.00	1450	76.1		903.80	4060	120.3
	4,200.00	1610	6.5		928.80	0660	110.1
	4,200.00	1620	7.2		950.00	3970	10.8
	4,211.52	1710	98.6		950.00	3980	101.0
	4,250.00	1450	21.4		1,000.00	0010	17.8
	4,275.00	1450	28.5		1,000.00	1280	9.5
	4,280.00	1640	2.1		1,200.00	1000	10.9
	4,308.00	1450	84.3		1,200.00	1240	8.4
	4,429.79	0010	92.8		1,800.00	0010	3.5
	4,429.80	0010	3.5		2,550.00	1650	0.5
	4,500.00	0010	257.2	Wtd. Avg. Base & Total Tons	908.94		536.0
	4,500.00	1260	20.2	Grenache	2,000.00	0010	0.9
	4,500.00	1500	25.2		2,305.20	0010	2.0
	4,500.00	1610	76.4		2,334.40	0010	1.4
	4,500.00	1870	49.4		2,400.00	0010	6.2
	4,500.00	5620	174.2		2,700.00	1240	3.9
	4,680.00	0010	32.9		3,000.00	1260	3.4
	4,700.00	1450	36.3	Wtd. Avg. Base & Total Tons	2,544.30		17.8
	4,875.00	1130	34.4	Malbec	2,030.00	1740	1.5
	5,000.00	0010	25.2		2,200.00	0010	15.1
	5,000.00	1000	3.7		2,241.00	1450	0.9
	5,000.00	1010	4.7		2,250.77	5150	43.2
	5,000.00	1260	40.2		2,334.40	0010	0.2
	5,000.00	1610	30.0		2,400.00	1240	1.1
	5,000.00	1790	9.2		2,400.00	5620	6.8
	5,000.00	5620	13.1		2,500.00	1130	52.9
	5,100.00	1040	8.2		2,750.00	0010	2.2
	5,100.00	1610	16.1		2,800.00	1130	30.1
	5,268.40	0010	68.3		2,926.00	0010	8.4
	5,400.00	1610	25.9		3,000.00	1610	1.9
	5,500.00	1500	35.0		3,035.84	1610	4.6
	6,000.00	0010	37.4		3,130.00	1450	15.9
	6,000.00	1610	7.6		5,000.00	0010	1.8
	6,000.00	1830	13.5	Wtd. Avg. Base & Total Tons	2,575.20		186.6
	6,120.00	0010	19.8	Mataro *	2,000.00	0010	1.7
	6,183.72	0010	19.9		2,700.00	1240	2.1
	6,200.00	1610	6.7	Wtd. Avg. Base & Total Tons	2,386.84		3.8
	6,500.00	1260	72.2	Merlot	1,100.00	6635	31.9
	6,500.00	1610	29.8		1,250.41	0010	119.1
	6,580.50	1710	147.4		1,400.00	0010	25.0
	7,812.50	0010	47.2		1,500.00	0010	38.4
Wtd. Avg. Base & Total Tons	3,175.01		28,944.4		1,500.00	1610	3.7
Carignane	1,000.00	1630	10.6		1,500.00	1790	11.4
	1,500.00	0010	6.4		1,550.00	0010	4.7
	1,500.00	1370	4.8		1,649.72	0010	26.8
	1,700.00	0010	14.4		1,650.00	5160	245.5
	1,850.00	1630	3.9		1,700.00	0010	20.4
	2,000.00	1280	1.3		1,716.00	0010	47.2
Wtd. Avg. Base & Total Tons	1,490.22		41.4		1,725.00	5043	340.0
Charbono	1,400.00	0010	8.1		1,750.00	0010	60.1
	1,700.00	0010	21.5		1,750.00	1210	6.8
	1,800.00	1240	1.4		1,772.45	0010	6.2
	1,916.00	0010	3.8		1,800.00	0010	31.5
	2,147.00	0010	8.5		1,800.00	1240	13.5
	2,200.00	0010	13.0		1,800.00	1590	7.7
	2,200.00	1040	0.7		1,800.00	5620	54.8
	2,500.00	0010	11.3		1,818.30	0010	120.2
	2,506.00	0490	56.5		1,819.12	0010	115.5
Wtd. Avg. Base & Total Tons	2,210.89		124.8		1,830.05	1000	144.5
Early Burgundy	800.00	1240	3.1		1,830.50	0010	2.9
	1,000.00	0010	9.0		1,850.00	5620	53.5
Wtd. Avg. Base & Total Tons	948.76		12.1		1,890.00	0010	19.1
Gamay *	700.00	0010	58.4		1,900.00	1610	4.3
	800.00	0010	26.3		1,900.00	1720	83.9
	850.00	3970	23.5		1,936.14	1130	211.3
					1,945.93	1730	30.1
					1,978.13	0010	42.3

TABLE 8: BASE PRICE PAID TO GROWERS FOR GRAPES CRUSHED AND DELIVERED TO CALIFORNIA PROCESSORS FROM THE 2000 CROP WITH BRIX FACTORS AND PURCHASED TONNAGE, BY TYPE, VARIETY, REPORTING DISTRICT WHERE GROWN, AND WEIGHTED AVERAGE BASE PRICE.

District, Type, and Variety	Base Price Per Ton	Brix Factors	Tons	District, Type, and Variety	Base Price Per Ton	Brix Factors	Tons
	Dollars	Code a/			Dollars	Code a/	
DISTRICT 04 (Cont'd.)					2,326.00	1000	30.9
Merlot (Cont'd.)	1,992.00	1720	15.5		2,328.85	0010	35.0
	2,000.00	0010	66.9		2,328.85	1410	19.5
	2,000.00	0980	6.0		2,330.00	0010	18.0
	2,000.00	1000	53.2		2,334.40	0010	3.7
	2,000.00	1040	3.0		2,350.00	0010	12.1
	2,000.00	1260	1.7		2,350.00	1000	60.4
	2,000.00	1610	29.3		2,350.00	1370	13.1
	2,000.00	5620	133.4		2,350.00	1730	45.0
	2,004.29	1240	10.5		2,361.01	0010	70.9
	2,035.09	0010	54.4		2,371.49	0010	36.0
	2,050.00	5620	9.4		2,372.87	0010	41.7
	2,062.81	0010	17.2		2,385.00	0010	4.9
	2,066.36	0010	74.6		2,386.51	0010	215.0
	2,068.00	1240	15.8		2,386.51	1720	48.4
	2,086.39	0010	78.8		2,387.00	1820	242.3
	2,089.45	0010	210.1		2,387.15	0010	63.2
	2,094.00	5160	153.7		2,388.51	0010	5.0
	2,100.00	0010	98.7		2,398.14	0010	87.8
	2,100.00	1240	2.3		2,398.71	0010	22.5
	2,127.14	0010	141.5		2,400.00	0010	353.0
	2,150.00	0010	6.1		2,400.00	1000	36.2
	2,159.59	0010	71.3		2,400.00	1130	13.7
	2,159.81	5160	90.0		2,400.00	1210	37.2
	2,181.60	1450	80.7		2,400.00	1240	21.1
	2,182.50	0010	17.3		2,400.00	1410	136.7
	2,188.00	0010	42.3		2,400.00	1450	66.8
	2,188.40	0010	23.4		2,400.00	1710	33.0
	2,192.79	1450	21.4		2,400.00	5620	45.9
	2,200.00	0010	343.3		2,400.00	6035	24.4
	2,200.00	1240	202.8		2,406.00	1450	21.9
	2,200.00	1610	44.2		2,406.61	0010	42.3
	2,200.00	1630	52.0		2,406.61	6110	142.2
	2,200.00	1720	73.8		2,420.00	0010	14.7
	2,200.00	1730	60.6		2,425.00	5620	7.2
	2,200.00	5620	28.1		2,450.00	0010	52.6
	2,205.00	0010	18.6		2,455.00	0010	55.9
	2,205.00	1210	14.4		2,456.89	0010	19.3
	2,213.27	0210	65.8		2,473.00	1590	5.6
	2,215.33	0010	30.9		2,473.48	0010	26.2
	2,225.00	1610	2.7		2,480.00	0010	21.8
	2,226.00	1210	38.1		2,482.00	0010	13.5
	2,229.31	1450	521.5		2,500.00	0010	512.0
	2,250.00	0010	95.1		2,500.00	0240	17.9
	2,250.00	1410	4.9		2,500.00	0850	1.7
	2,250.00	1720	103.2		2,500.00	1000	49.1
	2,250.00	5620	146.3		2,500.00	1210	50.0
	2,257.16	1410	17.5		2,500.00	1240	19.7
	2,267.91	1270	155.6		2,500.00	1260	13.0
	2,272.00	1710	1.9		2,500.00	1370	3.5
	2,272.46	0010	58.2		2,500.00	1450	28.3
2,272.87	0010	212.1		2,500.00	1580	33.9	
2,272.87	0210	21.6		2,500.00	1610	89.4	
2,272.87	1210	31.4		2,500.00	1720	47.8	
2,272.87	1370	7.8		2,500.00	5600	37.5	
2,272.87	1450	134.5		2,500.00	5620	90.3	
2,272.87	1630	151.8		2,500.00	6785	54.7	
2,272.87	5620	348.2		2,500.16	0010	92.5	
2,273.00	0010	53.8		2,500.16	1410	39.0	
2,273.00	1630	16.2		2,500.42	0010	3.0	
2,273.48	0010	401.2		2,500.82	5600	93.4	
2,275.00	0010	25.0		2,500.83	0010	9.7	
2,275.00	1240	3.8		2,500.83	1210	9.9	
2,292.00	0010	35.4		2,500.83	1330	4.6	
2,292.00	1610	4.1		2,500.83	1480	17.0	
2,292.01	1450	11.9		2,501.00	0010	528.0	
2,292.01	6110	209.0		2,501.40	1630	5.2	
2,293.00	0010	5.4		2,520.00	1630	5.7	
2,297.25	5620	40.4		2,521.21	1610	16.3	
2,300.00	0010	53.2		2,526.25	1730	99.4	
2,300.00	1210	39.8		2,531.00	0010	25.2	
2,300.00	1327	1.9		2,535.75	0010	12.7	
2,300.00	1610	26.0		2,545.00	0010	22.7	
2,300.00	5620	100.4		2,546.67	0010	107.9	
2,300.00	6110	44.3		2,550.00	1240	35.9	
2,315.25	0010	49.2		2,550.00	1730	5.1	
2,316.00	0010	25.6		2,556.57	0010	13.9	
2,321.63	5620	5.3		2,572.87	1240	53.6	
				2,572.90	6110	66.7	

TABLE 8: BASE PRICE PAID TO GROWERS FOR GRAPES CRUSHED AND DELIVERED TO CALIFORNIA PROCESSORS FROM THE 2000 CROP WITH BRIX FACTORS AND PURCHASED TONNAGE, BY TYPE, VARIETY, REPORTING DISTRICT WHERE GROWN, AND WEIGHTED AVERAGE BASE PRICE.

District, Type, and Variety	Base Price Per Ton	Brix Factors	Tons	District, Type, and Variety	Base Price Per Ton	Brix Factors	Tons
	Dollars	Code a/			Dollars	Code a/	
DISTRICT 04 (Cont'd.)					2,821.00	1240	6.5
Merlot (Cont'd.)	2,578.51	1450	9.0		2,840.00	0010	5.1
	2,585.00	1450	40.0		2,841.00	0010	41.0
	2,600.00	0010	74.9		2,841.09	0010	7.2
	2,600.00	0230	2.4		2,841.09	1240	79.1
	2,600.00	0990	0.5		2,841.09	1410	32.1
	2,600.00	1000	21.0		2,841.85	0010	36.8
	2,600.00	1130	2.5		2,841.85	1010	10.0
	2,600.00	1230	102.0		2,842.00	0010	7.8
	2,600.00	1370	11.0		2,850.00	0010	4.2
	2,600.00	1410	256.8		2,850.00	1240	23.4
	2,600.00	1630	6.9		2,853.16	0010	176.8
	2,600.00	5620	336.3		2,854.00	1790	7.2
	2,602.84	5160	19.6		2,855.88	0010	61.2
	2,613.80	0010	84.2		2,870.00	1450	39.3
	2,613.80	1410	81.8		2,892.00	0010	42.7
	2,613.80	1720	328.5		2,895.00	1640	6.1
	2,614.00	0010	49.0		2,898.00	1260	16.8
	2,614.00	0210	141.1		2,900.00	0010	154.4
	2,614.00	1260	36.4		2,923.19	0010	50.4
	2,614.50	0010	7.7		2,954.00	1610	5.3
	2,614.50	1010	23.7		2,954.73	0010	37.0
	2,614.50	1210	32.8		2,958.48	0010	70.3
	2,614.50	1450	8.2		2,974.00	0010	85.1
	2,614.50	1550	48.2		2,974.00	1630	10.2
	2,615.00	0010	11.2		3,000.00	0010	390.0
	2,622.87	1240	7.6		3,000.00	1000	9.2
	2,625.00	1720	12.9		3,000.00	1010	16.7
	2,628.67	1610	10.6		3,000.00	1040	8.3
	2,635.00	1370	37.2		3,000.00	1260	65.0
	2,635.81	0010	126.9		3,000.00	1410	10.8
	2,650.00	0010	74.6		3,000.00	1450	46.5
	2,650.09	0010	24.2		3,000.00	1610	81.1
	2,659.00	0010	6.1		3,000.00	1650	14.5
	2,659.97	1630	23.0		3,000.00	1730	21.9
	2,681.99	1720	42.1		3,023.73	0010	11.5
	2,687.50	1720	24.8		3,027.00	0010	5.8
	2,692.01	1450	82.3		3,030.00	0010	9.2
	2,692.54	0010	97.8		3,050.00	0010	21.6
	2,700.00	0010	43.8		3,074.21	1720	345.3
	2,700.00	1000	8.4		3,075.33	1720	25.6
	2,725.00	0010	47.3		3,100.00	0010	261.5
	2,727.44	0010	280.0		3,100.00	1240	4.5
	2,727.44	0850	20.0		3,108.00	0010	12.9
	2,727.44	1610	7.3		3,117.44	1240	39.4
	2,727.44	1740	0.7		3,150.00	0010	3.1
	2,727.44	5620	134.4		3,156.00	1240	9.6
	2,727.45	1000	39.5		3,187.00	5620	9.0
	2,728.00	0010	131.4		3,200.00	0010	78.4
	2,728.00	1240	22.7		3,200.00	1240	32.3
	2,728.00	1640	7.5		3,200.00	1650	9.2
	2,728.18	0010	33.5		3,200.00	1730	8.2
	2,728.18	1010	3.2		3,276.99	1010	6.9
	2,728.18	1610	43.2		3,292.75	1010	82.3
	2,750.00	0010	86.0		3,298.12	0010	21.1
	2,750.00	1450	12.6		3,298.14	0010	30.7
	2,750.40	1410	28.6		3,300.00	0010	65.7
	2,750.41	1610	14.5		3,300.00	1260	15.4
	2,751.92	0010	49.2		3,325.00	1130	51.1
	2,756.00	1590	4.3		3,350.00	0010	11.7
	2,756.25	1630	3.5		3,360.00	0010	37.2
	2,778.30	0010	43.8		3,365.00	0010	7.3
	2,778.30	1590	7.4		3,390.00	0010	9.4
	2,780.00	0010	49.5		3,500.00	0010	55.0
	2,794.96	0010	19.2		3,500.00	1610	7.3
	2,800.00	0010	131.6		3,500.00	1630	23.0
	2,800.00	1130	33.3		3,500.83	0010	10.5
	2,800.00	1200	4.5		3,505.50	1130	8.4
	2,800.00	1210	8.0		3,550.00	0010	12.9
	2,800.00	1240	21.5		3,630.00	1705	17.5
	2,800.00	1410	44.5		3,733.40	1210	10.2
	2,800.00	1450	51.6		3,780.00	1240	53.3
	2,800.00	1610	6.5		3,791.64	0010	7.4
	2,800.00	1630	25.2		3,800.00	0010	3.7
	2,800.00	1640	8.4		3,800.00	1650	24.4
	2,800.00	1790	5.0		3,847.50	0010	3.7
	2,800.00	6110	57.5		3,848.00	0010	3.6
	2,810.00	0010	9.8		3,960.00	0010	16.4
					4,000.00	0010	16.6

TABLE 8: BASE PRICE PAID TO GROWERS FOR GRAPES CRUSHED AND DELIVERED TO CALIFORNIA PROCESSORS FROM THE 2000 CROP WITH BRIX FACTORS AND PURCHASED TONNAGE, BY TYPE, VARIETY, REPORTING DISTRICT WHERE GROWN, AND WEIGHTED AVERAGE BASE PRICE.

District, Type, and Variety	Base Price Per Ton	Brix Factors	Tons	District, Type, and Variety	Base Price Per Ton	Brix Factors	Tons
	Dollars	Code a/			Dollars	Code a/	
DISTRICT 04 (Cont'd.)					2,800.00	0010	10.8
Merlot (Cont'd.)	4,000.00	1590	20.8		3,000.00	0010	1.1
	4,000.00	1610	11.5		3,000.00	1130	9.3
	4,000.00	1650	2.3		3,000.00	1610	4.8
	4,107.61	0010	20.6		3,000.00	1630	1.7
	4,429.79	0010	64.3		3,121.67	0010	5.4
	4,500.00	0010	17.7		3,276.55	0010	13.3
	4,500.00	1610	39.0		3,292.75	1010	1.0
	4,546.96	0010	1.0		3,320.52	0010	4.8
	5,000.00	1260	14.1		3,432.56	0010	3.5
	5,100.00	0010	3.6		3,432.57	0010	8.2
	5,100.00	1610	2.0		3,433.00	0010	39.2
	5,400.00	1450	3.7		3,433.00	1635	1.9
	6,000.00	0010	19.6		3,450.00	1450	0.2
	6,000.00	1610	5.7		3,500.00	0010	6.5
	6,684.35	1610	6.8		3,500.00	1650	4.0
					3,555.00	1740	4.7
					3,744.61	0010	7.7
Wtd. Avg. Base & Total Tons	2,484.06		19,439.6	3,744.62	0010	5.4	
				3,744.62	1230	19.5	
Meunier	1,289.56	0010	59.3	3,744.62	5620	8.5	
	1,500.00	0010	98.4	3,900.64	0010	7.8	
	1,750.00	0010	7.6	3,900.65	1610	14.4	
				4,000.00	0010	4.1	
Wtd. Avg. Base & Total Tons	1,436.00		165.3	4,000.00	1240	2.0	
				4,000.00	1260	0.4	
Petite Sirah	500.00	0010	0.2	4,000.00	1450	1.2	
	730.77	0100	1.3	4,000.00	1610	4.3	
	1,000.00	1610	0.8	4,000.00	1630	1.0	
	1,200.00	0010	5.2	4,107.61	0010	3.7	
	1,500.00	0010	5.5	4,150.28	0010	0.1	
	1,800.00	0010	0.5	4,400.00	1410	5.3	
	1,800.00	1260	1.3	4,500.00	1630	1.5	
	1,850.00	1630	26.5	4,500.00	5620	5.1	
	2,000.00	1240	0.5	4,872.51	0010	12.1	
	2,000.00	1552	19.7	4,875.27	0010	3.2	
	2,000.00	1650	2.8	5,000.00	0010	0.8	
	2,100.00	0010	0.5	5,000.00	1260	2.1	
	2,200.00	0010	28.1	5,200.00	1790	1.7	
	2,200.00	1240	49.5	6,000.00	1610	1.5	
	2,200.00	1610	0.5	7,812.50	0010	4.8	
	2,300.00	0010	15.0				
	2,400.00	6110	8.4	Wtd. Avg. Base & Total Tons	3,694.11		256.1
	2,402.48	0010	11.4				
	2,403.00	1630	3.0	Pinot Noir	500.00	0010	1.2
	2,488.08	1240	13.0		1,048.94	0010	166.6
	2,500.00	0010	9.4		1,300.00	0010	10.5
	2,507.49	0010	8.2		1,400.00	0010	207.8
	2,516.89	0010	11.7		1,450.00	0010	27.0
	2,517.00	1260	12.2		1,458.61	0010	104.5
	2,517.00	1640	1.0		1,500.00	0010	87.4
	2,525.00	0010	12.7		1,522.50	0010	13.8
	2,550.00	1650	1.8		1,543.50	0010	209.8
	2,600.00	0010	13.3		1,550.00	0010	82.4
	2,631.29	1210	8.7		1,620.68	0010	31.3
2,632.00	0010	24.4		1,640.94	0010	12.9	
2,700.00	0010	93.1		1,653.75	0010	112.0	
2,700.00	1610	3.0		1,700.00	0220	38.0	
2,700.00	1810	4.5		1,701.71	0010	297.7	
2,745.00	1240	16.9		1,732.50	0010	23.4	
2,777.50	0010	48.5		1,733.44	0010	14.9	
2,800.00	0010	64.1		1,736.44	0010	35.2	
2,800.00	1630	5.8		1,783.00	3822	26.6	
2,800.00	1650	10.6		1,800.00	0500	1.0	
3,000.00	0010	7.3		1,800.00	1040	5.3	
3,000.00	1630	4.6		1,800.00	5070	39.1	
3,000.00	1640	9.0		1,823.26	0010	360.3	
3,200.00	1410	20.5		1,857.09	1230	31.9	
4,000.00	0010	5.8		1,900.00	1290	11.6	
4,312.39	6610	12.1		1,907.00	0010	13.9	
4,500.00	0010	9.4		1,907.17	0010	54.0	
				1,919.00	0010	48.3	
Wtd. Avg. Base & Total Tons	2,610.26		612.3	1,919.95	4100	20.4	
				1,961.25	0010	6.9	
Petite Verdot	2,096.00	1240	2.2	1,996.35	1260	16.2	
	2,334.40	0010	1.8	1,998.00	0230	12.0	
	2,600.00	0010	8.4	2,000.00	0500	27.2	
	2,675.00	1120	2.1	2,000.00	1000	153.9	
	2,750.00	0990	3.0	2,000.00	5620	10.0	

TABLE 8: BASE PRICE PAID TO GROWERS FOR GRAPES CRUSHED AND DELIVERED TO CALIFORNIA PROCESSORS FROM THE 2000 CROP WITH BRIX FACTORS AND PURCHASED TONNAGE, BY TYPE, VARIETY, REPORTING DISTRICT WHERE GROWN, AND WEIGHTED AVERAGE BASE PRICE.

District, Type, and Variety	Base Price Per Ton	Brix Factors	Tons	District, Type, and Variety	Base Price Per Ton	Brix Factors	Tons
	Dollars	Code a/			Dollars	Code a/	
DISTRICT 04 (Cont'd.)					8,288.00	1290	14.6
Pinot Noir (Cont'd.)	2,000.00	6110	8.7	Wtd. Avg. Base & Total Tons	2,067.88		4,603.6
	2,002.53	0010	59.0	Pinotage	2,000.00	1620	1.0
	2,015.95	6610	122.7	Wtd. Avg. Base & Total Tons	2,000.00		1.0
	2,024.73	0010	32.7	Portugieser Blauer	1,190.00	1280	7.1
	2,097.89	0500	23.8	Wtd. Avg. Base & Total Tons	1,190.00		7.1
	2,100.00	0010	67.1	Primitivo	1,400.00	5620	3.7
	2,100.00	1010	2.5	Wtd. Avg. Base & Total Tons	1,400.00		3.7
	2,100.00	1240	24.4	Refosco *	3,000.00	1280	0.8
	2,100.00	1290	44.1	Wtd. Avg. Base & Total Tons	3,000.00		0.8
	2,100.00	6110	27.3	Sangiovetto *	1,000.00	1610	0.1
	2,158.22	6110	32.1		1,200.00	5043	43.6
	2,160.00	0010	1.5		1,400.00	6280	4.6
	2,163.00	1790	3.3		1,500.00	0010	61.6
	2,193.25	5620	96.1		1,700.00	1630	32.0
	2,200.00	0010	11.1		1,732.68	0010	23.9
	2,200.00	0230	3.0		1,785.00	0010	14.5
	2,200.00	0850	22.9		1,796.18	0010	23.0
	2,200.00	1260	4.6		1,800.00	0010	21.2
	2,200.00	1610	2.8		1,800.00	1240	11.3
	2,200.00	5210	44.1		1,800.00	1630	13.2
	2,200.00	6110	17.5		1,802.50	0010	16.5
	2,241.26	0590	78.2		1,831.29	0010	7.1
	2,250.00	0010	12.8		1,847.57	0010	17.1
	2,250.00	1120	197.4		1,853.07	0010	23.6
	2,250.00	1240	7.9		1,887.19	6280	9.2
	2,250.00	1290	17.8		1,895.90	0010	16.0
	2,250.00	1790	5.2		1,900.00	0010	4.5
	2,288.60	1620	50.6		1,950.00	1240	3.1
	2,300.00	0010	61.8		1,981.55	0010	7.3
	2,300.00	1240	2.5		1,982.00	1640	3.4
	2,300.00	1290	123.8		1,985.00	1630	21.1
	2,319.95	0980	41.2		2,000.00	0010	37.5
	2,336.16	1000	8.3		2,000.00	1620	6.0
	2,340.00	1230	42.5		2,000.00	1630	5.8
	2,370.08	6110	24.2		2,017.62	0010	38.8
	2,400.00	0980	9.5		2,025.00	0010	9.3
	2,400.00	1230	8.2		2,037.19	1630	3.8
	2,447.03	0010	147.2		2,072.68	1610	26.2
	2,500.00	0010	54.5		2,100.00	0010	52.5
	2,500.00	1290	37.9		2,100.00	1790	44.5
	2,500.00	1610	10.5		2,100.14	1210	30.4
	2,520.00	0010	3.2		2,137.19	1240	19.7
	2,597.00	0010	7.6		2,150.00	1650	2.5
	2,600.00	0010	42.5		2,200.00	0010	66.2
	2,600.00	0220	20.5		2,200.00	1040	2.0
	2,600.00	1230	130.1		2,200.00	1210	48.7
	2,600.00	1240	11.2		2,200.00	1260	7.2
	2,600.00	1260	12.1		2,200.00	1630	0.6
	2,650.00	1120	24.9		2,241.00	1230	10.4
	2,666.15	0010	2.6		2,264.63	5620	41.4
	2,666.66	0010	7.8		2,268.00	0010	131.8
	2,778.92	0010	17.0		2,280.00	1630	32.3
	2,800.00	0010	20.9		2,300.00	0010	3.6
	2,800.00	1000	10.8		2,300.00	1210	43.1
	2,800.00	1120	32.0		2,358.99	1240	37.4
	2,800.00	1260	23.1		2,363.00	0010	44.4
	2,870.80	0010	7.1		2,380.00	1620	3.5
	2,897.62	0010	11.4		2,400.00	0010	3.9
	2,900.00	0010	12.8		2,400.00	1790	21.7
	2,982.28	0010	35.4		2,453.00	0010	33.3
	3,000.00	0010	18.5		2,500.00	0010	3.0
	3,061.00	1260	13.7		2,640.00	0010	25.5
	3,092.74	0010	18.8		3,500.00	0010	1.1
	3,100.00	0010	50.7		6,500.00	1260	1.9
	3,200.00	1040	10.4	Wtd. Avg. Base & Total Tons	2,068.93		1,217.9
	3,229.00	1260	3.9				
	3,296.00	1260	12.0				
	3,314.29	1120	4.2				
	3,500.00	0010	15.8				
	3,500.00	1260	18.7				
	3,500.00	1790	18.0				
	3,760.00	1260	12.2				
	3,827.00	1260	5.1				
	3,914.00	0230	9.8				
	4,000.00	0010	18.1				
	4,000.00	1260	4.6				
	4,406.00	1260	13.2				

TABLE 8: BASE PRICE PAID TO GROWERS FOR GRAPES CRUSHED AND DELIVERED TO CALIFORNIA PROCESSORS FROM THE 2000 CROP WITH BRIX FACTORS AND PURCHASED TONNAGE, BY TYPE, VARIETY, REPORTING DISTRICT WHERE GROWN, AND WEIGHTED AVERAGE BASE PRICE.

District, Type, and Variety	Base Price Per Ton	Brix Factors	Tons	District, Type, and Variety	Base Price Per Ton	Brix Factors	Tons
	Dollars	Code a/			Dollars	Code a/	
DISTRICT 04 (Cont'd.)					1,200.00	0840	4.7
					1,250.00	5620	8.1
Syrah *	850.00	0820	45.2		1,300.00	0840	1.0
	850.00	3970	114.0		1,300.00	1610	0.6
	1,200.00	0010	12.9		1,400.00	0230	2.1
	1,900.00	1240	2.4		1,433.25	0010	14.4
	2,000.00	0010	5.0		1,486.00	0010	11.3
	2,042.05	0010	14.7		1,500.00	0010	24.9
	2,095.18	0010	28.7		1,500.00	1820	10.5
	2,095.51	0010	32.7		1,512.50	0850	21.7
	2,097.00	0010	20.0		1,600.00	0010	18.2
	2,097.27	0010	29.2		1,635.00	0010	9.1
	2,100.00	0010	2.0		1,636.00	0010	10.3
	2,100.00	1710	25.5		1,750.00	0010	30.2
	2,137.91	1610	9.2		1,750.00	1610	10.4
	2,173.00	1210	9.0		1,800.00	0010	128.3
	2,174.00	0010	4.1		1,800.00	1410	10.6
	2,174.00	1630	6.9		1,800.00	1610	0.2
	2,200.00	0010	32.0		1,800.00	1630	7.0
	2,200.00	0980	22.3		1,818.00	0010	51.9
	2,200.00	1630	0.5		1,821.00	1650	2.3
	2,241.75	1610	3.3		1,846.00	0010	2.2
	2,282.29	1610	47.6		1,846.42	0010	55.7
	2,283.00	0010	14.5		1,850.00	0010	45.2
	2,300.00	0010	33.7		1,850.00	1650	4.8
	2,300.00	1630	0.6		1,868.39	0010	7.3
	2,373.61	1240	49.5		1,876.58	0010	2.5
	2,400.00	0010	19.1		1,884.24	1280	9.0
	2,400.00	1240	1.3		1,899.55	6110	22.6
	2,499.65	0010	12.8		1,900.00	0010	21.5
	2,499.65	1450	23.7		1,900.00	1710	10.2
	2,500.00	0010	17.1		1,950.00	0010	49.1
	2,500.00	1610	8.4		1,950.00	1650	23.5
	2,500.00	1790	4.8		2,000.00	0010	154.5
	2,600.00	0010	30.4		2,000.00	0230	11.4
	2,600.00	6680	10.2		2,000.00	1280	1.0
	2,606.01	1610	5.1		2,000.00	1505	10.4
	2,608.00	0010	16.4		2,000.00	1610	37.6
	2,608.34	1010	3.1		2,000.00	1630	6.3
	2,613.80	0010	4.9		2,000.00	1740	9.7
	2,700.00	0010	14.2		2,000.00	5210	46.6
	2,700.00	1240	11.4		2,000.00	6000	14.5
	2,700.00	1630	2.1		2,023.67	0010	47.4
	2,706.00	0010	4.7		2,026.10	1260	21.7
	2,717.01	1210	14.7		2,053.09	0010	15.1
	2,750.00	0010	11.0		2,100.00	0010	76.4
	2,750.00	1240	10.0		2,100.00	1260	1.4
	2,750.00	1610	5.1		2,100.00	1370	7.8
	2,780.00	0010	15.2		2,100.00	5210	28.1
	2,800.00	0010	4.7		2,160.00	1505	9.6
	2,825.70	0010	19.7		2,200.00	0010	48.6
	2,882.00	1820	70.5		2,200.00	1210	25.0
	3,000.00	0010	12.8		2,200.00	1630	10.8
	3,000.00	1200	1.0		2,200.00	1790	6.0
	3,200.00	0010	15.2		2,205.00	1610	4.6
	3,500.00	1630	20.8		2,250.00	1260	62.1
					2,300.00	0010	10.3
Wtd. Avg. Base & Total Tons	2,185.35		955.9		2,300.00	1260	4.5
					2,300.00	1610	17.6
Tempranillo *	1,622.00	1630	8.2		2,300.00	1630	26.0
	2,334.40	0010	1.4		2,300.00	1640	20.0
					2,300.00	1650	1.0
Wtd. Avg. Base & Total Tons	1,725.89		9.6		2,300.00	1720	144.6
					2,300.00	1790	13.8
Zinfandel	350.00	0100	2.0		2,380.00	0010	69.0
	500.00	0010	15.7		2,386.00	1210	18.7
	600.00	1280	2.9		2,400.00	0010	91.2
	600.00	2550	641.3		2,400.00	1810	21.4
	600.00	2570	139.8		2,425.58	1825	9.1
	600.00	2790	915.3		2,500.00	0010	36.1
	680.00	0550	129.5		2,500.00	0840	15.4
	680.85	0010	3.5		2,500.00	1630	14.6
	700.00	1040	25.4		2,500.00	1640	6.0
	1,000.00	0010	35.1		2,500.00	1830	2.2
	1,000.00	1040	22.9		2,540.16	0010	2.6
	1,000.00	1370	1.8		2,550.00	1650	11.5
	1,100.00	1240	4.0		2,600.00	0010	51.2
	1,155.97	0010	54.2		2,600.00	1630	10.4
	1,200.00	0010	4.0		2,632.20	1480	45.3

TABLE 8: BASE PRICE PAID TO GROWERS FOR GRAPES CRUSHED AND DELIVERED TO CALIFORNIA PROCESSORS FROM THE 2000 CROP WITH BRIX FACTORS AND PURCHASED TONNAGE, BY TYPE, VARIETY, REPORTING DISTRICT WHERE GROWN, AND WEIGHTED AVERAGE BASE PRICE.

District, Type, and Variety	Base Price Per Ton	Brix Factors	Tons	District, Type, and Variety	Base Price Per Ton	Brix Factors	Tons
	Dollars	Code a/			Dollars	Code a/	
DISTRICT 04 (Cont'd.)							
Zinfandel (Cont'd.)	2,671.00	1130	9.4	Wtd. Avg. Base & Total Tons	525.00		181.3
	2,700.00	1650	14.9	Green Hungarian	350.00	0010	2.3
	2,705.25	0010	28.8	Wtd. Avg. Base & Total Tons	350.00		2.3
	2,706.00	0010	15.2	Malvasia Bianca *	725.00	5620	14.4
	2,800.00	0010	25.5	Wtd. Avg. Base & Total Tons	725.00		14.4
	2,800.00	1200	4.5	Pinot Gris *	650.00	0010	103.3
	2,800.00	1650	0.6		800.00	1450	22.3
	2,800.00	1855	5.7		1,000.00	1040	6.9
	2,828.00	0010	2.6	Wtd. Avg. Base & Total Tons	693.47		132.5
	2,850.00	1630	8.1	Sauvignon Blanc	500.00	3460	93.1
	3,000.00	0010	52.2		500.00	4365	79.3
	3,030.00	0010	14.4		550.00	0010	211.9
	3,200.00	0010	14.4		550.00	3740	203.5
	3,200.00	1210	19.4		700.00	0010	114.3
	3,281.00	1640	16.1		725.00	5620	114.8
	3,320.87	0010	17.1		800.00	4270	50.1
	3,400.00	1210	8.2	Wtd. Avg. Base & Total Tons	597.45		867.0
	3,500.00	0010	28.7	Semillon	775.00	5620	173.9
	3,500.00	0980	26.7	Wtd. Avg. Base & Total Tons	775.00		173.9
	3,500.00	1040	32.5	Symphony	290.00	0900	140.5
	3,960.00	0010	10.5	Wtd. Avg. Base & Total Tons	290.00		140.5
Wtd. Avg. Base & Total Tons	1,496.21		4,283.4	Viognier	650.00	5660	41.1
Other Red b/	1,500.00	1130	0.5		800.00	0010	37.2
	2,000.00	1130	1.4		808.00	0010	46.0
	2,500.00	0010	2.0		950.00	1630	1.0
Wtd. Avg. Base & Total Tons	2,192.31		3.9		975.00	5620	8.0
					1,000.00	0010	10.3
DISTRICT 05							
WINE GRAPES (WHITE)							
Chardonnay	400.00	4660	179.7	Wtd. Avg. Base & Total Tons	784.77		143.6
	400.00	5660	138.5	WINE GRAPES (RED)			
	500.00	5160	304.8	Alicante Bouschet	800.00	0010	1.8
	550.00	0010	43.0	Wtd. Avg. Base & Total Tons	800.00		1.8
	575.00	5180	140.4	Cabernet Franc	1,705.00	6160	34.8
	575.00	5660	689.1	Wtd. Avg. Base & Total Tons	1,705.00		34.8
	600.00	1995	3.5	Cabernet Sauvignon	200.00	0010	7.4
	600.00	4660	315.0		500.00	4900	966.5
	600.00	4900	220.2		1,000.00	4670	387.8
	650.00	1210	249.2		1,250.00	5620	67.9
	800.00	0010	1.9		1,500.00	0010	21.0
	808.00	5043	331.6		1,500.00	5043	22.8
	1,000.00	4670	215.2		1,500.00	5620	13.4
	1,200.00	1580	6.2		1,515.00	5043	263.4
	1,200.16	6110	48.2		1,550.00	1000	227.0
	1,250.00	4160	67.7		1,550.00	5670	412.7
	1,250.00	5620	35.5		1,550.00	6110	82.6
	1,250.00	6110	412.4		1,575.00	0990	14.3
	1,250.00	6123	31.6		1,600.00	0850	103.0
	1,270.59	6160	184.9		1,638.72	6160	81.1
	1,300.00	5670	1,290.9		1,650.00	6110	101.4
	1,300.00	6110	201.2		2,660.00	1260	29.0
	1,400.00	5620	464.2	Wtd. Avg. Base & Total Tons	1,116.09		2,801.3
	1,600.00	1040	34.3	Carignane	505.00	0010	50.3
	1,600.00	6110	385.5		707.00	0010	38.1
	1,681.29	6110	394.5		750.00	0010	6.7
	1,700.00	0010	414.6		875.00	1000	11.2
Wtd. Avg. Base & Total Tons	1,082.30		6,803.8	Wtd. Avg. Base & Total Tons	631.83		106.3
Chenin Blanc	300.00	3285	48.4				
	325.00	3480	619.2				
	400.00	3740	355.6				
	600.00	4060	89.3				
Wtd. Avg. Base & Total Tons	369.96		1,112.5				
Flora	500.00	1000	6.0				
Wtd. Avg. Base & Total Tons	500.00		6.0				
French Colombard	525.00	4060	181.3				

TABLE 8: BASE PRICE PAID TO GROWERS FOR GRAPES CRUSHED AND DELIVERED TO CALIFORNIA PROCESSORS FROM THE 2000 CROP WITH BRIX FACTORS AND PURCHASED TONNAGE, BY TYPE, VARIETY, REPORTING DISTRICT WHERE GROWN, AND WEIGHTED AVERAGE BASE PRICE.

District, Type, and Variety	Base Price Per Ton	Brix Factors	Tons
	Dollars	Code a/	

DISTRICT 05 (Cont'd.)

Carmine	500.00	1000	18.9
Wtd. Avg. Base & Total Tons	500.00		18.9
Dolcetto	2,100.00	0010	18.8
Wtd. Avg. Base & Total Tons	2,100.00		18.8
Early Burgundy	500.00	0010	14.5
Wtd. Avg. Base & Total Tons	500.00		14.5
Gamay *	400.00	5670	39.6
	750.00	5670	75.3
	850.00	3970	139.2
	850.00	4060	113.1
	850.00	4100	162.7
	1,000.00	0660	66.2
Wtd. Avg. Base & Total Tons	824.13		596.1
Grenache	950.00	1630	1.2
Wtd. Avg. Base & Total Tons	950.00		1.2
Merlot	500.00	5160	746.8
	700.00	1630	10.0
	900.00	0010	159.6
	1,000.00	4670	266.3
	1,043.00	5670	22.5
	1,200.00	1040	22.5
	1,337.00	5670	25.5
	1,400.00	5670	750.9
	1,414.00	5043	63.7
	1,431.71	6160	395.7
	1,824.28	6110	43.2
	1,878.31	0010	56.3
	1,897.26	0010	199.1
	1,950.00	1210	60.4
	2,000.00	0010	30.3
	2,301.27	0010	56.8
	2,340.00	1260	75.8
Wtd. Avg. Base & Total Tons	1,216.43		2,985.4
Petite Sirah	505.00	0010	3.7
	1,025.00	0010	4.0
	1,500.00	0010	4.0
	1,515.00	0010	19.2
	1,846.00	0010	20.0
Wtd. Avg. Base & Total Tons	1,531.95		50.9
Pinot Noir	663.45	5660	271.2
	800.00	1450	78.8
	1,000.00	4670	254.7
	1,300.00	5670	198.5
Wtd. Avg. Base & Total Tons	940.88		803.2
Primitivo	1,900.00	0010	10.3
Wtd. Avg. Base & Total Tons	1,900.00		10.3
Sangiovetto *	1,300.00	0520	38.8
	1,300.00	6230	7.6
	2,100.00	0010	80.0
Wtd. Avg. Base & Total Tons	1,806.33		126.4
Syrah *	850.00	3970	71.3
	850.00	4100	57.5
	1,200.00	1630	8.0
	1,300.00	1210	3.8
	1,346.00	0010	9.3
	1,400.00	0010	15.2
	1,500.00	0010	1.9

District, Type, and Variety	Base Price Per Ton	Brix Factors	Tons
	Dollars	Code a/	

	1,550.00	0010	5.4
	2,660.00	1260	73.4
Wtd. Avg. Base & Total Tons	1,482.03		245.8
Zinfandel	600.00	2790	467.0
	1,000.00	1240	3.4
	1,000.00	1630	9.3
	1,050.00	1000	30.9
	1,363.50	0010	17.6
	1,500.00	0010	7.0
	1,846.00	0010	45.2
	1,900.00	0010	24.9
Wtd. Avg. Base & Total Tons	810.49		605.3

DISTRICT 06

TABLE GRAPES

Black Prince *	600.00	0010	10.8
Wtd. Avg. Base & Total Tons	600.00		10.8

WINE GRAPES (WHITE)

Arneis	1,550.00	0010	30.8
Wtd. Avg. Base & Total Tons	1,550.00		30.8
Chardonnay	500.00	1210	1.0
	800.00	1000	19.3
	1,000.00	0010	347.2
	1,050.00	0220	347.1
	1,100.00	0010	119.4
	1,100.00	1210	170.6
	1,200.00	0010	5.3
	1,200.00	1210	1.7
	1,200.00	1345	4.6
	1,200.00	4520	470.3
	1,200.00	5610	557.0
	1,200.00	5620	1,871.9
	1,344.67	1210	13.5
	1,350.00	0010	134.5
	1,350.00	0800	3.6
	1,350.00	5620	67.8
	1,379.00	1200	1.9
	1,400.00	0010	0.1
	1,432.86	4950	300.0
	1,432.86	6490	39.5
	1,440.00	1240	7.5
	1,450.00	0010	18.8
	1,450.00	1230	134.1
	1,475.00	1210	48.0
	1,498.81	0010	504.6
	1,500.00	0010	20.2
	1,500.00	1210	4.7
	1,500.00	1240	53.9
	1,500.00	1260	7.8
	1,522.56	5295	203.6
	1,582.80	1620	21.9
	1,600.00	0010	42.8
	1,600.00	1000	4.4
	1,643.32	5620	489.1
	1,650.00	1260	1.0
	1,667.41	1450	232.4
	1,700.00	0010	5.2
	1,700.00	1350	40.8
	1,704.46	6110	149.3
	1,800.00	0010	39.7
	1,800.00	1000	48.6
	1,800.00	1240	2.3
	1,800.00	1260	12.8
	1,800.00	1450	5.6
	1,904.99	0010	21.3
	1,950.00	0010	31.8
	2,000.00	0010	12.7
	2,000.00	1240	12.4
	2,000.00	1610	19.6

TABLE 8: BASE PRICE PAID TO GROWERS FOR GRAPES CRUSHED AND DELIVERED TO CALIFORNIA PROCESSORS FROM THE 2000 CROP WITH BRIX FACTORS AND PURCHASED TONNAGE, BY TYPE, VARIETY, REPORTING DISTRICT WHERE GROWN, AND WEIGHTED AVERAGE BASE PRICE.

District, Type, and Variety	Base Price Per Ton	Brix Factors	Tons	District, Type, and Variety	Base Price Per Ton	Brix Factors	Tons
	Dollars	Code a/			Dollars	Code a/	
DISTRICT 06 (Cont'd.)							
Chardonnay (Cont'd.)	2,100.00	0010	11.7		975.00	1260	14.0
	2,200.00	0010	9.5		1,097.68	0010	108.3
	2,200.00	0420	9.2	Wtd. Avg. Base & Total Tons	757.73		1,273.5
	2,200.00	1000	16.0	Semillon	823.00	0010	5.1
	2,208.00	1000	8.4		829.49	1210	14.7
	2,300.00	1090	8.7		850.00	1240	7.5
	2,400.00	0010	16.4		2,000.00	0010	6.9
	2,400.00	1610	4.7	Wtd. Avg. Base & Total Tons	1,069.18		34.2
	2,500.00	0010	6.7	Tocai Friulano	1,550.00	0010	31.0
	2,524.27	0010	10.3	Wtd. Avg. Base & Total Tons	1,550.00		31.0
	2,546.25	1260	29.9	Vernaccia	1,550.00	0010	3.0
	2,550.00	0010	16.7	Wtd. Avg. Base & Total Tons	1,550.00		3.0
	2,600.00	1260	15.3				
	2,800.00	0010	5.8	Wtd. Avg. Base & Total Tons	1,550.00		3.0
	2,900.00	0010	2.0	Viognier	800.00	0010	6.8
Wtd. Avg. Base & Total Tons	1,353.16		6,844.5		1,000.00	5610	175.2
Chenin Blanc	1,400.00	0010	3.1		1,100.00	0010	3.4
Wtd. Avg. Base & Total Tons	1,400.00		3.1		1,500.00	0010	1.3
Gewurztraminer	700.00	0010	13.5		1,600.00	1260	4.7
	1,000.00	1260	8.5		1,800.00	0010	0.7
	1,000.00	3800	292.0		4,000.00	1610	0.4
Wtd. Avg. Base & Total Tons	987.10		314.0	Wtd. Avg. Base & Total Tons	1,021.87		192.5
Malvasia Bianca *	800.00	0010	2.2	White Riesling *	800.00	1240	1.1
Wtd. Avg. Base & Total Tons	800.00		2.2	Wtd. Avg. Base & Total Tons	800.00		1.1
Marsanne	1,000.00	0010	4.8	Other White b/	1,550.00	4950	7.0
	1,500.00	0960	0.3	Wtd. Avg. Base & Total Tons	1,550.00		7.0
	1,600.00	0010	23.9				
Wtd. Avg. Base & Total Tons	1,499.66		29.0	WINE GRAPES (RED)			
Muscat Blanc *	1,000.00	0010	0.3	Alicante Bouschet	800.00	0010	21.4
	1,550.00	0010	5.6		900.00	0010	2.8
Wtd. Avg. Base & Total Tons	1,522.03		5.9		1,943.00	0210	0.9
Muscat Orange	1,000.00	0010	1.2	Wtd. Avg. Base & Total Tons	852.14		25.1
Wtd. Avg. Base & Total Tons	1,000.00		1.2	Barbera	800.00	0010	22.2
Palomino *	150.00	0570	7.8		1,500.00	0010	0.3
	600.00	0190	2.1	Wtd. Avg. Base & Total Tons	809.33		22.5
	800.00	0010	28.9	Cabernet Franc	800.00	0010	3.0
	850.00	0010	2.0		1,200.00	0010	2.1
Wtd. Avg. Base & Total Tons	667.89		40.8		1,400.00	1260	0.4
Pinot Blanc	1,200.00	1260	3.3		1,400.00	6388	1.5
Wtd. Avg. Base & Total Tons	1,200.00		3.3		1,500.00	0010	3.2
Pinot Gris *	1,400.00	4950	28.5		1,500.00	1210	9.8
	1,510.50	5620	6.2		1,501.96	6110	41.6
	1,550.00	0010	10.0		1,600.00	0010	3.3
	1,650.00	0010	12.6		1,600.00	1000	3.7
Wtd. Avg. Base & Total Tons	1,493.11		57.3		2,300.00	1210	0.6
Roussanne	1,000.00	0010	2.3		2,500.00	0010	1.4
	1,100.00	0010	1.3		2,500.00	1720	1.4
Wtd. Avg. Base & Total Tons	1,036.11		3.6		2,829.00	0010	2.6
Sauvignon Blanc	300.00	0570	10.5		2,831.77	1260	2.6
	650.00	0010	93.2		3,129.00	1240	2.5
	700.00	5620	417.7	Wtd. Avg. Base & Total Tons	1,652.22		79.7
	750.00	1580	3.4	Cabernet Sauvignon	700.00	0010	4.7
	750.00	5070	450.0		700.00	1000	1.0
	757.50	0010	114.1		800.00	0010	3.0
	800.00	0010	62.3		1,000.00	0010	402.7
					1,000.00	5670	66.1
					1,050.00	0220	328.2
					1,100.00	0010	20.8
					1,270.00	1210	20.9
					1,300.00	0010	100.6
					1,372.00	1210	6.3

TABLE 8: BASE PRICE PAID TO GROWERS FOR GRAPES CRUSHED AND DELIVERED TO CALIFORNIA PROCESSORS FROM THE 2000 CROP WITH BRIX FACTORS AND PURCHASED TONNAGE, BY TYPE, VARIETY, REPORTING DISTRICT WHERE GROWN, AND WEIGHTED AVERAGE BASE PRICE.

District, Type, and Variety	Base Price Per Ton	Brix Factors	Tons	District, Type, and Variety	Base Price Per Ton	Brix Factors	Tons
	Dollars	Code a/			Dollars	Code a/	
DISTRICT 06 (Cont'd.)				Wtd. Avg. Base & Total Tons	1,088.51		134.0
Cabernet Sauvignon (Cont'd.)	1,400.00	0010	6.9	Malbec	1,800.00	1000	3.5
	1,400.00	1600	3.0		1,800.00	1620	4.5
	1,450.00	1610	48.3	Wtd. Avg. Base & Total Tons	1,800.00		8.0
	1,500.00	0010	133.6	Mataro *	700.00	0010	47.7
	1,500.00	0960	1.1		750.00	0010	9.9
	1,500.00	1210	13.1		800.00	0010	129.8
	1,500.00	4682	87.1		800.00	1630	12.6
	1,579.00	1720	8.6		800.00	6480	35.3
	1,600.00	0010	21.1		900.00	0010	14.0
	1,600.00	1610	7.2		1,000.00	0010	76.5
	1,800.00	0010	2.1		1,050.00	0010	21.1
	1,900.00	1610	8.1		1,200.00	1260	5.2
	2,000.00	1240	21.5		1,250.00	0010	6.3
	2,025.00	1610	5.3		1,300.00	0010	2.8
	2,300.00	0010	11.2		1,400.00	0010	16.0
	2,300.00	1240	15.2		1,400.00	1790	5.7
	2,409.64	0010	13.3		1,500.00	0010	81.9
	2,500.00	0010	3.7		1,500.00	1240	41.2
	2,500.00	1240	12.6		1,500.00	1790	6.2
	2,600.00	0010	3.0		1,600.00	0010	104.9
	2,600.00	1240	3.8		2,060.40	0010	32.2
	2,750.00	1000	5.4		3,576.52	0010	156.2
	2,750.00	1240	4.2	Wtd. Avg. Base & Total Tons	1,650.10		805.5
	2,750.00	1260	2.0	Merlot	1,000.00	0010	648.6
	2,800.00	1240	3.7		1,000.00	5620	202.8
	2,829.00	0010	4.0		1,050.00	0220	533.2
	2,831.77	1260	28.2		1,100.00	0010	45.0
	2,900.00	1610	4.6		1,111.00	5940	407.5
	3,129.00	1240	8.4		1,200.00	1610	9.1
	3,200.00	6766	2.5		1,200.00	6490	107.5
Wtd. Avg. Base & Total Tons	1,319.13		1,447.1		1,275.00	5620	344.8
Carignane	600.00	0010	69.2		1,300.00	0010	3.6
	650.00	1630	68.7		1,300.00	1610	109.3
	800.00	0010	100.8		1,328.47	0010	35.7
	800.00	6290	63.5		1,355.00	1755	4.0
	1,000.00	0010	114.4		1,400.00	0010	6.2
	1,049.26	0010	69.5		1,400.00	1260	4.0
	1,075.00	0010	74.1		1,500.00	0010	65.0
	1,500.00	1000	1.4		1,500.00	1210	13.6
	1,943.00	0210	11.0		1,500.00	1240	74.4
	2,000.00	0010	4.9		1,500.00	1610	2.0
Wtd. Avg. Base & Total Tons	896.74		577.5		1,506.25	6110	114.8
Cinsault	800.00	0010	11.0		1,550.00	1000	6.3
	1,050.00	0010	1.5		1,577.04	1720	16.9
Wtd. Avg. Base & Total Tons	830.00		12.5		1,589.30	6490	94.7
Counoise	1,100.00	0010	7.9		1,600.00	0010	17.3
Wtd. Avg. Base & Total Tons	1,100.00		7.9		1,600.00	1000	19.7
Dolcetto	500.00	0010	1.5		1,600.00	1210	3.5
	1,950.00	0010	2.4		1,600.00	1240	36.4
Wtd. Avg. Base & Total Tons	1,392.31		3.9		1,600.00	1610	1.4
Freisa	1,650.00	0010	2.9		1,650.00	1000	10.8
	1,650.00	5940	2.6		1,667.92	6110	172.1
Wtd. Avg. Base & Total Tons	1,650.00		5.5		1,800.00	0010	6.0
Grand Noir	1,250.00	1000	4.8		1,800.00	1000	1.6
Wtd. Avg. Base & Total Tons	1,250.00		4.8		1,800.00	1210	18.4
Grenache	800.00	0010	67.5		1,800.00	1240	3.4
	800.00	1000	1.2		1,850.00	1630	2.6
	1,100.00	0010	5.1		2,000.00	0010	2.6
	1,200.00	1000	6.3		2,000.00	1630	2.7
	1,400.00	0010	49.2		2,100.00	1240	2.8
	1,500.00	0010	1.1		2,150.00	0010	32.5
	2,000.00	0010	3.6		2,200.00	1240	6.3
					2,400.00	0010	4.6
					2,400.00	1240	1.0
					2,600.00	1610	11.5
					2,800.00	1240	3.6
					2,829.00	0010	1.1
					2,831.77	1260	1.1
					2,900.00	1580	3.9
					3,129.00	1240	1.1
				Wtd. Avg. Base & Total Tons	1,231.51		3,217.0

TABLE 8: BASE PRICE PAID TO GROWERS FOR GRAPES CRUSHED AND DELIVERED TO CALIFORNIA PROCESSORS FROM THE 2000 CROP WITH BRIX FACTORS AND PURCHASED TONNAGE, BY TYPE, VARIETY, REPORTING DISTRICT WHERE GROWN, AND WEIGHTED AVERAGE BASE PRICE.

District, Type, and Variety	Base Price Per Ton	Brix Factors	Tons	District, Type, and Variety	Base Price Per Ton	Brix Factors	Tons
	Dollars	Code a/			Dollars	Code a/	
DISTRICT 06 (Cont'd.)					1,000.00	0010	17.6
Mission	400.00	0010	0.6		1,200.00	0010	27.0
					1,200.00	5395	77.4
					1,200.00	6123	6.7
Wtd. Avg. Base & Total Tons	400.00		0.6		1,300.00	0010	22.8
					1,400.00	0010	2.8
Nebbiolo	1,950.00	0010	2.6		1,400.00	1000	4.2
	2,100.00	1240	1.8		1,400.00	1260	9.4
					1,400.00	1610	1.0
Wtd. Avg. Base & Total Tons	2,011.36		4.4		1,450.00	0980	9.3
					1,500.00	3755	54.0
Petite Sirah	500.00	1630	6.6		2,000.00	1240	6.0
	800.00	0010	2.6		3,000.00	0010	7.2
	1,017.00	0010	0.4				
	1,100.00	0010	11.0	Wtd. Avg. Base & Total Tons	1,307.37		269.4
	1,200.00	0840	0.8				
	1,200.00	1450	1.4	Teroldego	1,800.00	5620	2.0
	1,300.00	0010	21.1		1,900.00	0010	14.0
	1,300.00	1630	14.2		1,950.00	5940	3.7
	1,350.00	1000	2.8				
	1,400.00	1260	0.9	Wtd. Avg. Base & Total Tons	1,899.24		19.7
	1,410.00	1610	1.2				
	1,500.00	1630	2.5	Zinfandel	400.00	0010	7.1
Wtd. Avg. Base & Total Tons	1,174.03		65.5		500.00	0010	19.3
					700.00	0010	50.0
Petite Verdot	1,500.00	1580	1.1		800.00	0010	302.0
	2,000.00	0010	1.6		800.00	1630	6.2
	2,000.00	1000	2.8		900.00	1630	10.5
					1,000.00	0010	154.7
Wtd. Avg. Base & Total Tons	1,900.00		5.5		1,000.00	1260	2.9
					1,000.00	1630	96.0
					1,017.00	0010	1.7
Pinot Noir	400.00	0010	26.3		1,055.90	1280	104.4
	1,000.00	0010	10.4		1,100.00	1630	45.3
	1,050.00	0220	8.6		1,150.00	0010	38.8
	1,121.56	0010	55.3		1,200.00	0010	21.6
	1,300.00	0010	1.8		1,200.00	1240	5.3
	1,500.00	0010	5.5		1,200.00	5670	466.6
	1,650.00	1260	0.4		1,252.00	1210	3.2
	1,750.00	0010	0.7		1,300.00	0010	5.6
	1,787.04	5620	40.3		1,300.00	1630	58.4
	1,900.00	0010	2.4		1,320.00	6490	3.4
	1,900.00	1000	7.7		1,400.00	0010	72.6
	1,900.00	1630	4.5		1,450.00	0980	4.5
	1,932.88	1450	29.1		1,450.00	1210	7.7
	2,000.00	0010	17.6		1,450.00	1630	37.0
	2,000.00	1240	0.5		1,500.00	0010	17.6
	2,200.00	0010	2.8		1,500.00	1000	5.6
	2,200.00	1240	3.0		1,500.00	1630	16.1
	2,300.00	0010	0.7		1,700.00	0010	25.9
	2,400.00	0010	5.8		1,800.00	0010	16.5
	2,500.00	0010	15.2		1,800.00	1630	31.8
	2,500.00	1000	3.8		1,943.00	0210	73.3
	2,500.00	1210	0.5		2,000.00	0010	9.0
	2,500.00	1240	12.5		2,000.00	1240	4.5
	2,500.00	1580	1.2		2,250.00	1000	2.9
	2,500.00	1610	15.4		2,500.00	1000	10.4
	2,500.00	1630	0.8		3,576.52	0010	58.8
	2,900.00	0010	0.8	Wtd. Avg. Base & Total Tons	1,236.68		1,797.2
	2,900.00	1240	0.7				
Wtd. Avg. Base & Total Tons	1,650.72		274.3	Other Red b/	600.00	0010	3.4
Refosco *	1,950.00	0010	1.0	Wtd. Avg. Base & Total Tons	600.00		3.4
Wtd. Avg. Base & Total Tons	1,950.00		1.0	DISTRICT 07			
				WINE GRAPES (WHITE)			
Sangiovetto *	800.00	0010	7.4	Arneis	1,501.10	5620	3.4
	1,470.00	1240	2.6		1,550.00	4950	7.7
	1,500.00	1240	27.6		2,006.32	1010	0.6
Wtd. Avg. Base & Total Tons	1,360.16		37.6	Wtd. Avg. Base & Total Tons	1,559.19		11.7
Souzao	1,300.00	0010	2.9	Chardonnay	155.00	0010	284.9
					250.00	1210	69.2
Wtd. Avg. Base & Total Tons	1,300.00		2.9		300.00	0980	28.0
					400.00	1240	57.6
Syrah *	800.00	0010	22.2				
	800.00	1630	1.8				

TABLE 8: BASE PRICE PAID TO GROWERS FOR GRAPES CRUSHED AND DELIVERED TO CALIFORNIA PROCESSORS FROM THE 2000 CROP WITH BRIX FACTORS AND PURCHASED TONNAGE, BY TYPE, VARIETY, REPORTING DISTRICT WHERE GROWN, AND WEIGHTED AVERAGE BASE PRICE.

District, Type, and Variety	Base Price Per Ton	Brix Factors	Tons	District, Type, and Variety	Base Price Per Ton	Brix Factors	Tons
	Dollars	Code a/			Dollars	Code a/	
DISTRICT 07 (Cont'd.)					1,525.00	5620	252.8
Chardonnay (Cont'd.)	500.00	0010	200.4		1,528.21	0010	47.2
	550.00	6490	190.7		1,550.00	0010	371.5
	600.00	0010	873.7		1,550.00	1210	85.1
	600.00	6490	1,177.1		1,550.00	6490	404.9
	750.00	5660	76.0		1,553.63	1240	100.0
	787.50	0010	107.9		1,575.00	1730	49.5
	825.00	1210	890.5		1,600.00	0010	275.6
	848.96	1610	199.7		1,600.00	1240	37.8
	850.00	1210	1,391.1		1,643.32	5620	557.1
	900.00	6040	0.7		1,647.36	0010	2,243.3
	950.00	1240	77.3		1,647.36	0210	1,163.9
	1,000.00	0010	171.7		1,647.36	6010	92.8
	1,000.00	1000	70.1		1,650.00	0010	75.7
	1,000.00	4950	671.5		1,650.00	0820	19.9
	1,000.00	5043	270.9		1,650.00	0980	22.6
	1,100.00	0010	226.8		1,650.00	1370	5.1
	1,100.00	0980	412.0		1,650.59	5240	107.3
	1,100.00	0990	367.7		1,657.00	1240	48.8
	1,100.00	1210	296.6		1,657.66	5140	203.0
	1,120.00	1000	48.5		1,660.00	0010	13.7
	1,150.00	1210	202.1		1,660.26	5140	34.4
	1,150.00	5620	702.4		1,673.09	0010	211.8
	1,150.00	6160	570.4		1,675.00	0010	371.2
	1,182.00	0820	90.9		1,700.00	0010	16.4
	1,200.00	0010	215.8		1,700.00	1010	84.5
	1,200.00	1210	531.9		1,700.00	1610	21.3
	1,200.00	1240	154.7		1,700.00	5660	894.7
	1,200.00	5043	2,620.2		1,725.00	0820	300.5
	1,246.36	0010	73.1		1,748.81	1210	67.1
	1,250.00	1610	14.6		1,749.00	1240	36.4
	1,250.00	5940	92.4		1,750.00	0010	117.6
	1,300.00	0010	562.1		1,750.00	1480	500.5
	1,300.00	0980	1,968.3		1,761.00	1240	8.0
	1,300.00	4950	3,980.8		1,778.00	1240	22.2
	1,300.00	5330	389.6		1,778.30	4950	753.6
	1,350.00	4528	786.3		1,800.00	0820	54.3
	1,350.00	5620	188.1		1,800.00	1240	35.8
	1,365.00	4950	1,228.2		1,850.00	0010	19.8
	1,380.99	5620	868.8		1,988.10	1010	150.8
	1,400.00	0010	3,212.4		2,000.00	0820	34.4
	1,400.00	0980	110.8		2,000.00	1000	10.5
	1,400.00	1326	23.5		2,000.00	1240	33.6
	1,400.00	1450	221.7		2,000.00	1580	0.8
	1,400.00	1610	11.4		2,043.00	1120	31.9
	1,400.00	4670	269.4		2,150.00	0010	53.7
	1,400.00	4672	28.0		2,391.00	0010	56.4
	1,400.00	4950	25.5		2,500.00	0010	24.2
	1,400.00	5670	828.2		2,520.00	0010	3.0
	1,412.50	5670	565.5		2,800.00	0010	9.0
	1,450.00	0010	153.3	Wtd. Avg. Base & Total Tons	1,341.66		50,195.3
	1,450.00	1230	32.2				
	1,450.00	4950	1,334.7	Chenin Blanc	4.00	c/ 2072	110.6
	1,459.69	4640	648.3		155.00	0010	768.7
	1,470.00	0010	66.7		155.00	2072	1,227.0
	1,483.00	6080	350.0		400.00	3715	81.1
	1,483.16	0010	183.7		748.00	0980	27.7
	1,485.63	1230	86.4		800.00	0010	38.3
	1,488.10	4950	1,733.2		850.00	0010	100.4
	1,488.10	5940	319.7		900.00	0010	4.0
	1,488.99	1000	64.6		1,000.00	0010	2,261.7
	1,488.99	6110	306.2		1,000.00	0190	10.0
	1,495.02	1210	507.5		1,000.00	2990	212.4
	1,498.81	0010	449.1	Wtd. Avg. Base & Total Tons	626.93	d/	4,841.9
	1,500.00	0010	775.2				
	1,500.00	0980	116.2	French Colombard	155.00	0010	456.8
	1,500.00	1210	47.0		1,000.00	0010	637.2
	1,500.00	4670	46.6	Wtd. Avg. Base & Total Tons	647.17		1,094.0
	1,500.00	5670	66.9				
	1,500.00	5940	158.8	Gewurztraminer	800.00	0010	4.7
	1,500.00	6010	374.2		800.00	0210	20.5
	1,500.54	1230	279.3		900.00	1210	28.9
	1,506.20	5670	45.2		900.00	3895	512.9
	1,520.00	0010	39.4		900.00	5940	10.4
	1,521.97	0980	1,470.0		901.31	2840	177.2
	1,523.17	0010	1,044.8		988.38	0010	399.6
	1,523.17	4110	318.2				
	1,523.17	5240	344.2				

TABLE 8: BASE PRICE PAID TO GROWERS FOR GRAPES CRUSHED AND DELIVERED TO CALIFORNIA PROCESSORS FROM THE 2000 CROP WITH BRIX FACTORS AND PURCHASED TONNAGE, BY TYPE, VARIETY, REPORTING DISTRICT WHERE GROWN, AND WEIGHTED AVERAGE BASE PRICE.

District, Type, and Variety	Base Price Per Ton	Brix Factors	Tons	District, Type, and Variety	Base Price Per Ton	Brix Factors	Tons
	Dollars	Code a/			Dollars	Code a/	
DISTRICT 07 (Cont'd.)							
Gewurztraminer (Cont'd.)	988.38	3405	399.6		1,100.00	4340	96.4
	1,000.00	0010	63.8		1,100.00	4950	33.1
	1,000.00	1610	20.2		1,161.00	1240	23.6
	1,000.00	4640	4.9		1,217.65	0820	45.2
	1,150.00	0260	33.2		1,218.00	1000	91.6
	1,200.00	1210	26.7		1,232.68	5240	335.7
	1,500.00	1610	9.6		1,250.00	0010	634.4
					1,250.00	0820	39.9
					1,350.00	1000	9.7
					1,350.00	1010	35.7
Wtd. Avg. Base & Total Tons	958.00		1,712.2		1,600.00	0010	56.8
					1,600.00	1260	5.3
Malvasia Bianca *	886.00	0010	41.5	Wtd. Avg. Base & Total Tons	1,036.08		2,652.1
	1,000.00	0010	159.7				
	1,000.00	1010	39.2	Scheurebe	4,504.12	0010	0.5
Wtd. Avg. Base & Total Tons	980.32		240.4	Wtd. Avg. Base & Total Tons	4,504.12		0.5
Marsanne	1,200.00	4350	20.9				
	1,585.48	0010	58.8	Semillon	700.00	0010	5.4
	3,794.03	0010	1.6		1,000.00	1000	21.9
Wtd. Avg. Base & Total Tons	1,529.85		81.3		1,218.00	1000	5.9
				Wtd. Avg. Base & Total Tons	989.95		33.2
Muscat Blanc *	574.05	0010	201.1	Tocai Friulano	1,450.00	4950	13.8
	884.00	0010	36.7		1,550.00	0010	3.2
Wtd. Avg. Base & Total Tons	621.89		237.8	Wtd. Avg. Base & Total Tons	1,468.82		17.0
Muscat Orange	1,350.00	1010	0.6				
	1,400.00	0010	13.6	Viognier	1,200.00	0010	45.0
	1,500.00	0980	3.3		1,250.00	0010	8.9
	2,743.34	0010	21.5		1,633.84	6680	38.0
Wtd. Avg. Base & Total Tons	2,148.25		39.0		1,750.00	1010	43.9
					1,750.00	1728	4.4
Pinot Blanc	800.00	0010	119.6		1,800.00	0010	2.0
	900.00	0010	3.2		1,816.91	1210	127.9
	1,000.00	0010	100.9		2,006.32	1010	19.3
	1,050.00	1010	56.8		4,400.85	0010	5.0
	1,200.00	0010	12.5	Wtd. Avg. Base & Total Tons	1,727.05		294.4
	1,200.00	3753	6.3				
	1,225.00	1010	42.7	White Riesling *	525.00	3345	187.8
	1,238.74	0010	10.7		750.00	3740	275.5
Wtd. Avg. Base & Total Tons	984.47		352.7		800.00	0010	537.3
					811.35	2950	1,184.5
Pinot Gris *	800.00	1210	38.3		835.17	2840	150.9
	880.00	1210	85.3		835.18	2840	285.0
	1,200.00	1240	90.8		843.00	5620	182.4
	1,200.00	4950	82.2		843.02	0010	378.6
	1,224.62	1010	38.9		843.84	5620	245.9
	1,300.00	0010	63.8		850.00	0980	52.0
	1,300.00	4950	139.7		866.14	0010	32.7
	1,365.00	4950	192.9		892.93	0910	286.6
	1,400.00	0010	23.3		900.00	0010	325.0
	1,460.91	0010	52.8		900.00	0530	75.3
	1,750.00	1010	45.7		900.00	1000	70.5
	1,800.00	1210	9.8		900.00	1210	159.1
	2,437.21	0010	37.6		900.00	3895	342.9
Wtd. Avg. Base & Total Tons	1,318.18		901.1		1,000.00	0820	60.0
					1,000.00	1000	5.6
Roussanne	1,663.93	1610	5.0		1,040.00	0540	12.5
Wtd. Avg. Base & Total Tons	1,663.93		5.0		1,200.00	0980	26.7
					1,275.00	0820	80.9
Sauvignon Blanc	155.00	0010	306.6		2,174.19	0010	38.7
	700.00	0010	2.1	Wtd. Avg. Base & Total Tons	5,345.64	0010	1.1
	924.00	0980	81.7				
	950.00	1350	1.6	Wtd. Avg. Base & Total Tons	850.10		4,997.5
	996.75	0010	249.1				
	1,000.00	0850	48.6	Other White b/	1,450.00	0010	0.5
	1,000.00	0980	59.8		1,563.29	0010	0.6
	1,000.00	1210	136.7	Wtd. Avg. Base & Total Tons	1,511.79		1.1
	1,000.00	4670	170.5				
	1,039.85	0820	38.4	WINE GRAPES (RED)			
	1,097.28	0010	141.2	Barbera	1,600.00	0010	14.1
	1,100.00	0010	8.4		2,006.32	1010	17.9
					3,448.67	0010	22.1

TABLE 8: BASE PRICE PAID TO GROWERS FOR GRAPES CRUSHED AND DELIVERED TO CALIFORNIA PROCESSORS FROM THE 2000 CROP WITH BRIX FACTORS AND PURCHASED TONNAGE, BY TYPE, VARIETY, REPORTING DISTRICT WHERE GROWN, AND WEIGHTED AVERAGE BASE PRICE.

District, Type, and Variety	Base Price Per Ton	Brix Factors	Tons
	Dollars	Code a/	

District, Type, and Variety	Base Price Per Ton	Brix Factors	Tons
	Dollars	Code a/	

DISTRICT 07 (Cont'd.)

Barbera (Cont'd.)			
Wtd. Avg. Base & Total Tons	2,489.63		54.1
Cabernet Franc	800.00	0010	1.0
	1,220.71	0010	198.2
	1,300.00	3488	115.0
	1,300.00	3663	115.4
	1,400.00	0010	7.1
	1,500.00	0010	3.8
	1,500.00	1755	9.3
	1,850.00	1240	4.0
	2,000.00	0010	19.2
Wtd. Avg. Base & Total Tons	1,305.82		473.0
Cabernet Sauvignon	155.00	0010	418.5
	300.00	0980	33.8
	795.00	0010	48.3
	850.00	1210	4.9
	917.61	1610	46.7
	1,000.00	0010	294.4
	1,000.00	1230	172.1
	1,000.00	1610	127.6
	1,030.00	0010	66.9
	1,050.00	1210	75.2
	1,068.98	4640	317.4
	1,100.00	1210	74.6
	1,150.00	4670	31.2
	1,200.00	0010	133.4
	1,200.00	1210	65.4
	1,200.00	1240	200.4
	1,200.00	1610	26.7
	1,200.00	1640	3.8
	1,200.00	5740	218.9
	1,200.00	6490	106.5
	1,250.00	5940	241.6
	1,250.00	6160	172.6
	1,250.00	6490	262.8
	1,272.00	4950	140.4
	1,272.00	5940	138.7
	1,286.41	6490	461.1
	1,291.75	5620	185.6
	1,294.44	5043	586.4
	1,294.96	0010	346.2
	1,296.20	1230	230.4
	1,297.12	5043	57.8
	1,299.28	5600	240.6
	1,299.35	0010	78.6
	1,300.00	0010	12.3
	1,300.00	0980	72.9
	1,300.00	1000	41.8
	1,300.00	4670	222.0
	1,300.00	5670	66.5
	1,300.00	6762	28.6
	1,350.00	1210	465.5
	1,400.00	0010	483.9
	1,400.00	3666	101.3
	1,422.27	6110	46.3
	1,472.27	1240	20.6
	1,500.00	0010	115.2
	1,500.00	1260	3.4
	1,500.00	1610	43.7
	1,500.00	1720	15.4
	1,500.00	1757	51.3
	1,500.00	4483	366.6
	1,500.00	4640	161.0
	1,500.00	6490	559.2
	1,500.00	6515	134.8
	1,500.00	6583	61.0
	1,570.00	1610	42.4
	1,600.00	0010	28.8
	1,871.98	0010	442.8
	1,871.98	0210	679.7
	2,000.00	1580	71.1
	2,200.00	1150	32.7
	2,632.20	0210	10.4
	4,239.44	0010	7.1

Wtd. Avg. Base & Total Tons	1,317.27		9,997.8
Carignane	850.00	1260	11.1
Wtd. Avg. Base & Total Tons	850.00		11.1
Cinsault	1,999.18	0010	11.6
Wtd. Avg. Base & Total Tons	1,999.18		11.6
Dolcetto	2,000.00	1580	34.0
	2,341.38	0010	21.9
Wtd. Avg. Base & Total Tons	2,133.74		55.9
Freisa	3,421.79	0010	15.2
Wtd. Avg. Base & Total Tons	3,421.79		15.2
Gamay *	155.00	0010	188.7
	800.00	0010	288.8
	889.65	0010	74.0
	904.63	0010	82.2
	904.63	0510	49.7
Wtd. Avg. Base & Total Tons	651.80		683.4
Grenache	155.00	0010	255.1
	904.63	0010	435.5
	1,000.00	1240	26.1
	1,200.00	0010	41.3
	1,294.00	1240	5.3
	1,700.00	1240	2.1
	1,758.00	1240	5.1
Wtd. Avg. Base & Total Tons	686.00		770.5
Malbec	1,198.48	0010	10.4
	1,500.00	0010	2.3
Wtd. Avg. Base & Total Tons	1,253.09		12.7
Mataro *	1,300.00	1630	2.4
	1,900.00	1010	15.5
Wtd. Avg. Base & Total Tons	1,819.55		17.9
Merlot	500.00	1210	72.6
	789.87	1610	264.6
	800.00	1210	339.2
	825.00	1210	239.2
	850.00	1210	80.7
	1,000.00	0010	96.3
	1,000.00	1630	27.5
	1,100.00	0980	27.2
	1,100.00	1140	502.2
	1,100.00	4950	411.1
	1,100.00	4960	263.8
	1,150.00	1210	307.8
	1,150.00	4670	75.7
	1,200.00	0850	43.8
	1,200.00	0980	21.3
	1,200.00	1000	42.9
	1,200.00	1210	276.9
	1,200.00	5600	41.9
	1,200.00	5940	336.3
	1,245.22	4640	629.1
	1,260.00	0010	275.5
	1,300.00	0010	620.5
	1,300.00	1000	16.5
	1,300.00	5668	19.9
	1,300.00	5670	122.5
	1,300.00	6490	1,508.8
	1,338.14	1000	62.3
	1,340.36	1240	129.0
	1,352.00	6480	331.3
	1,352.99	6765	84.2
	1,360.92	0010	300.4

TABLE 8: BASE PRICE PAID TO GROWERS FOR GRAPES CRUSHED AND DELIVERED TO CALIFORNIA PROCESSORS FROM THE 2000 CROP WITH BRIX FACTORS AND PURCHASED TONNAGE, BY TYPE, VARIETY, REPORTING DISTRICT WHERE GROWN, AND WEIGHTED AVERAGE BASE PRICE.

District, Type, and Variety	Base Price Per Ton	Brix Factors	Tons	District, Type, and Variety	Base Price Per Ton	Brix Factors	Tons
	Dollars	Code a/			Dollars	Code a/	
DISTRICT 07 (Cont'd.)					1,500.00	1000	44.2
Merlot (Cont'd.)	1,360.92	5240	227.6		1,500.00	1240	185.0
	1,363.32	5043	500.4		1,500.00	5620	46.2
	1,375.00	6330	44.3		1,500.00	5940	934.4
	1,400.00	0010	144.1		1,500.00	6490	37.5
	1,400.00	0820	36.6		1,578.91	5620	173.8
	1,400.00	1240	4.8		1,579.34	1210	10.7
	1,400.00	1610	65.2		1,581.28	0010	71.2
	1,400.00	5620	104.3		1,581.28	0510	504.1
	1,400.00	6515	440.8		1,581.28	1450	491.9
	1,491.76	5140	201.7		1,600.00	0510	325.5
	1,500.00	0010	208.2		1,600.00	0590	73.7
	1,500.00	6490	723.3		1,600.00	6490	310.7
	1,525.00	0010	137.9		1,694.42	3460	151.7
	1,550.00	0010	1,313.1		1,700.00	1210	478.7
	1,550.00	0210	1,234.3		1,700.00	5600	594.0
	1,550.00	0850	46.9		1,750.00	0010	15.8
	1,550.00	6762	300.1		1,750.00	1630	10.4
	1,571.00	5620	111.0		1,787.04	5620	43.3
	1,589.18	0010	42.2		1,800.00	0010	145.1
	1,600.00	1755	2.0		1,800.00	0850	75.6
	1,800.00	1240	2.1		1,800.00	1000	2.1
	2,000.00	0010	4.1		1,800.00	1010	12.8
	2,000.00	1580	171.0		1,800.00	1240	3.9
					1,800.00	1630	11.1
					1,800.00	1730	27.2
Wtd. Avg. Base & Total Tons	1,325.83		13,637.0		1,800.00	1780	5.7
					1,816.24	5450	160.4
Nebbiolo	1,300.00	4955	36.9		1,818.00	1630	10.3
	1,425.00	0010	21.8		1,818.47	0010	92.8
	1,700.00	1610	0.5		1,825.86	5340	103.1
	3,063.69	0010	8.9		1,850.00	0010	18.3
					1,900.00	0010	11.6
Wtd. Avg. Base & Total Tons	1,573.45		68.1		1,900.00	1240	29.1
					1,900.00	1610	109.8
Negrette	1,900.00	1010	8.6		1,932.88	1450	16.4
	2,006.32	1010	22.4		2,000.00	0010	76.7
					2,000.00	0820	2.9
Wtd. Avg. Base & Total Tons	1,976.82		31.0		2,000.00	1010	105.8
					2,000.00	1240	94.0
Petite Sirah	155.00	0010	320.7		2,000.00	1260	3.2
	750.00	0010	49.5		2,000.00	1630	40.3
	750.00	1730	41.4		2,000.00	5670	24.2
	1,000.00	6555	40.5		2,000.00	6280	6.2
	1,200.00	0820	1.4		2,000.00	6490	24.4
	1,239.00	1240	5.0		2,100.00	0010	60.4
	1,294.03	5260	29.1		2,100.00	1630	11.8
	1,300.00	0820	55.2		2,200.00	0010	3.7
	3,000.00	0010	20.0		2,300.00	0010	26.8
					2,300.00	1630	13.0
					2,500.00	0010	66.1
Wtd. Avg. Base & Total Tons	596.44		562.8		2,500.00	0260	1.0
					2,500.00	1010	101.5
Petite Verdot	1,067.14	0010	5.2		2,500.00	1610	16.2
	1,600.00	0250	4.9		2,540.00	1260	51.4
					2,623.00	1240	3.9
Wtd. Avg. Base & Total Tons	1,325.66		10.1		2,800.00	1630	23.4
					3,000.00	1000	2.2
Pfeffer Cabernet	1,200.00	1240	7.2		3,500.00	0010	38.9
					3,500.00	0260	3.0
Wtd. Avg. Base & Total Tons	1,200.00		7.2		3,500.00	1000	11.5
					3,500.00	1630	24.4
Pinot Noir	155.00	0010	317.5		3,800.00	1450	7.0
	900.00	0010	122.6		4,000.00	0010	3.2
	950.00	1210	203.9		4,000.00	1000	7.0
	1,000.00	0010	435.5		4,000.00	1280	8.5
	1,000.00	1630	3.0		4,172.82	0010	10.3
	1,200.00	0010	21.3		4,700.00	0010	6.2
	1,200.00	0590	20.5		4,830.99	0010	7.1
	1,200.00	6160	164.6		4,923.00	0010	6.5
	1,280.00	6490	457.9		5,108.86	0010	6.5
	1,300.00	0010	59.4				
	1,300.00	5340	600.4				
	1,300.00	6490	161.9				
	1,400.00	5670	101.7				
	1,400.00	6592	46.4				
	1,450.00	0010	16.9				
1,450.00	1240	397.6					
1,470.00	0010	175.4					
1,500.00	0010	24.0					
				Wtd. Avg. Base & Total Tons	1,540.72		9,567.8
				Pinot St George	3,200.00	1590	2.0
				Wtd. Avg. Base & Total Tons	3,200.00		2.0

TABLE 8: BASE PRICE PAID TO GROWERS FOR GRAPES CRUSHED AND DELIVERED TO CALIFORNIA PROCESSORS FROM THE 2000 CROP WITH BRIX FACTORS AND PURCHASED TONNAGE, BY TYPE, VARIETY, REPORTING DISTRICT WHERE GROWN, AND WEIGHTED AVERAGE BASE PRICE.

District, Type, and Variety	Base Price Per Ton	Brix Factors	Tons	District, Type, and Variety	Base Price Per Ton	Brix Factors	Tons
	Dollars	Code a/			Dollars	Code a/	
DISTRICT 07 (Cont'd.)					1,950.00	0010	4.6
Primitivo	1,500.00	1210	3.4	Wtd. Avg. Base & Total Tons	1,902.99		6.7
	1,500.00	1300	4.3	Trousseau	2,006.32	1010	10.6
Wtd. Avg. Base & Total Tons	1,500.00		7.7	Wtd. Avg. Base & Total Tons	2,006.32		10.6
Refosco *	1,293.46	0010	37.3	Verdelho	2,254.19	0010	1.1
	1,341.42	0010	11.0	Wtd. Avg. Base & Total Tons	2,254.19		1.1
Wtd. Avg. Base & Total Tons	1,304.38		48.3	Zinfandel	155.00	0010	491.1
Sangiovese *	700.00	1240	22.3		550.00	0780	440.4
	797.19	1240	56.0		800.00	1260	2.3
	1,081.16	4960	250.4		872.85	1610	53.0
	1,100.00	1260	1.1		1,100.00	0010	11.1
	1,100.00	4960	24.3		1,300.00	1688	7.0
	1,200.00	5940	169.3		1,347.03	0010	313.8
	1,350.00	5620	57.5		1,500.00	1210	3.5
	1,600.00	0010	20.0		1,750.00	0010	2.0
	1,664.06	0010	50.4		1,900.00	1010	6.0
	1,700.00	1610	2.9		2,000.00	0010	358.3
	2,000.00	1580	69.3		2,000.00	1580	40.7
Wtd. Avg. Base & Total Tons	1,242.71		723.5		2,000.00	1630	5.0
Souzao	1,400.00	0800	7.6		2,800.00	0010	4.5
Wtd. Avg. Base & Total Tons	1,400.00		7.6	Wtd. Avg. Base & Total Tons	949.67		1,738.7
Syrah *	300.00	0980	23.1	Other Red b/	1,563.29	0010	3.8
	800.00	1210	37.5		1,650.00	0010	2.6
	1,000.00	1630	15.0		1,664.06	0010	2.8
	1,100.00	6490	26.9		2,200.00	1240	2.0
	1,100.00	6935	13.1	Wtd. Avg. Base & Total Tons	1,722.31		11.2
	1,188.00	1630	5.0	DISTRICT 08			
	1,200.00	0010	72.6	RAISIN GRAPES			
	1,200.00	0250	25.0	Thompson Seedless	4.00	c/ 2030	278.0
	1,200.00	0850	1.5	Wtd. Avg. Base & Total Tons	0.00	e/	278.0
	1,200.00	1240	27.7	WINE GRAPES (WHITE)			
	1,200.00	1640	6.5	Chardonnay	89.60	4950	44.8
	1,200.00	5600	33.4		90.00	4950	23.4
	1,250.00	0010	2.0		92.00	4950	21.9
	1,250.00	6768	72.9		92.40	4950	22.3
	1,296.00	1130	157.4		300.00	0010	17.2
	1,296.08	0010	18.2		400.00	0010	71.0
	1,298.80	0010	22.3		500.00	0010	12.4
	1,300.00	0010	57.5		500.00	1240	15.3
	1,300.00	0820	23.1		500.00	5355	49.9
	1,307.44	1260	4.0		600.00	0010	8.4
	1,323.00	1130	45.8		700.00	0010	411.1
	1,346.08	6490	5.8		800.00	4950	20.2
	1,350.00	0010	3.0		942.00	0010	126.3
	1,350.00	0250	119.0		1,000.00	0010	493.1
	1,409.24	5990	22.5		1,000.00	1210	90.9
	1,455.27	0010	23.0		1,000.00	1240	278.3
	1,475.00	6123	40.2		1,000.00	1610	88.2
	1,490.49	0010	23.0		1,000.00	4250	594.8
	1,500.00	0850	48.0		1,000.00	4670	15.8
	1,500.00	1260	53.1		1,000.00	4950	46.8
	1,600.00	0980	32.7		1,000.00	5043	48.9
	1,600.00	5940	26.6		1,059.74	5043	327.5
	1,638.90	0010	27.0		1,094.50	5620	101.1
	1,650.00	0010	3.7		1,100.00	0010	41.3
	1,750.00	1240	9.8		1,100.00	0910	452.7
	1,758.00	1630	23.1		1,100.00	1240	182.0
	1,800.00	1610	1.1		1,100.00	5043	149.3
	1,800.00	1650	2.1		1,116.80	0010	126.5
	1,800.00	1780	2.8		1,125.00	0010	711.1
	1,825.00	6825	12.5		1,125.00	0910	516.0
	2,000.00	0010	0.9		1,150.00	1240	709.5
	2,000.00	1630	9.5		1,150.00	5510	683.6
	3,500.00	0010	20.2		1,150.00	6110	68.8
	3,500.00	1260	10.4				
	3,500.00	1630	1.5				
Wtd. Avg. Base & Total Tons	1,382.30		1,212.0				
Teroldego	1,800.00	5620	2.1				

TABLE 8: BASE PRICE PAID TO GROWERS FOR GRAPES CRUSHED AND DELIVERED TO CALIFORNIA PROCESSORS FROM THE 2000 CROP WITH BRIX FACTORS AND PURCHASED TONNAGE, BY TYPE, VARIETY, REPORTING DISTRICT WHERE GROWN, AND WEIGHTED AVERAGE BASE PRICE.

District, Type, and Variety	Base Price Per Ton	Brix Factors	Tons	District, Type, and Variety	Base Price Per Ton	Brix Factors	Tons
	Dollars	Code a/			Dollars	Code a/	
DISTRICT 08 (Cont'd.)					1,900.00	1010	22.1
Chardonnay (Cont'd.)					1,900.00	1240	13.7
	1,158.75	5620	135.2		1,907.00	1200	60.3
	1,188.10	5940	316.5		1,935.00	0010	125.4
	1,200.00	0010	55.0		1,997.61	0010	71.2
	1,200.00	1240	18.5		2,000.00	0010	115.0
	1,200.00	1260	23.9		2,000.00	0980	5.0
	1,200.00	1640	10.6		2,000.00	1210	26.3
	1,200.00	4260	488.1		2,000.00	1230	25.7
	1,200.00	4950	73.0		2,000.00	1500	50.6
	1,216.80	1210	393.7		2,000.00	1610	1.9
	1,250.00	1240	115.6		2,000.00	4610	15.5
	1,300.00	0010	50.4		2,000.00	5620	49.9
	1,300.00	1010	24.8		2,025.00	0100	10.0
	1,300.00	5620	256.6		2,045.00	0010	24.4
	1,350.00	0850	156.7		2,050.00	0010	23.3
	1,400.00	0010	698.8		2,050.00	1230	199.3
	1,400.00	0210	29.7		2,050.00	1240	6.3
	1,400.00	1410	19.6		2,050.00	1610	10.0
	1,400.00	1610	2.4		2,090.00	1240	68.9
	1,400.00	4950	1,237.3		2,097.49	0010	23.1
	1,400.00	5515	1,922.2		2,100.00	5420	9.0
	1,450.00	1240	17.0		2,150.00	4640	79.9
	1,450.00	6610	43.2		2,150.89	1532	24.4
	1,456.11	0010	75.4		2,158.45	4550	283.5
	1,456.11	1240	376.4		2,161.00	1000	10.0
	1,481.20	0010	9.9		2,180.00	5240	161.8
	1,487.20	6110	108.4		2,183.83	0850	335.0
	1,500.00	0010	26.6		2,192.60	0010	194.3
	1,500.00	1240	4.8		2,199.41	0010	7.5
	1,500.00	1640	10.7		2,200.00	0010	83.1
	1,550.00	0010	62.5		2,200.00	0980	6.0
	1,550.00	1000	65.6		2,200.00	1000	4.6
	1,550.00	1200	22.9		2,200.00	1210	9.0
	1,559.70	0010	12.4		2,200.00	1240	93.3
	1,559.70	5043	128.1		2,200.00	1610	3.8
	1,559.74	1210	160.0		2,200.00	4620	395.2
	1,559.74	5043	18.8		2,200.00	4640	169.4
	1,559.74	5295	93.3		2,200.00	4950	68.9
	1,560.00	1000	100.4		2,250.00	1230	73.1
	1,560.00	1260	27.1		2,250.00	1710	18.6
	1,568.87	0010	1,227.0		2,300.00	0010	10.5
	1,600.00	0010	4.4		2,300.00	1000	5.7
	1,600.00	1210	318.1		2,300.00	5474	200.0
	1,600.00	4950	145.5		2,347.56	1240	439.3
	1,600.00	5620	99.1		2,347.56	5240	54.2
	1,645.00	1010	19.2		2,347.56	5420	2.3
	1,645.00	1240	2.4		2,347.62	1240	1,782.8
	1,650.00	1240	112.3		2,347.62	1630	20.4
	1,650.00	1580	46.2		2,347.62	4680	46.0
	1,654.85	1260	19.6		2,385.25	0900	22.9
	1,656.00	1230	45.0		2,400.00	1240	10.8
	1,700.00	0980	5.8		2,450.00	1210	25.0
	1,700.00	1010	87.3		2,500.00	0010	37.2
	1,700.00	1210	693.1		2,500.00	1210	2.0
	1,709.18	6110	668.4				
	1,714.00	1000	9.6	Wtd. Avg. Base & Total Tons	1,545.99		25,058.7
	1,750.00	0820	31.5	Chenin Blanc	400.00	1020	6.9
	1,793.71	5620	90.9		600.00	1110	8.9
	1,800.00	0010	68.5		650.00	0780	199.0
	1,800.00	1000	84.1		670.71	4160	138.6
	1,800.00	1010	51.8		670.71	5440	379.4
	1,800.00	1210	15.1		750.00	0010	57.2
	1,800.00	1230	9.3		800.00	1210	7.1
	1,800.00	1240	38.7		850.00	0010	12.7
	1,800.00	4950	727.8		2,000.00	0010	1.5
	1,801.59	5043	36.0	Wtd. Avg. Base & Total Tons	674.54		811.3
	1,803.00	1240	9.8	Gewurztraminer	710.61	1790	10.7
	1,815.00	1010	99.8		730.00	0010	88.5
	1,818.53	5043	55.8		773.20	0010	166.7
	1,820.00	0010	84.7		925.00	0010	633.0
	1,825.00	1000	151.5		933.75	4640	23.6
	1,837.00	1230	33.6		1,150.00	0010	20.6
	1,845.50	1240	4.1	Wtd. Avg. Base & Total Tons	882.57		943.1
	1,846.80	0010	226.8				
	1,850.00	1000	6.1				
	1,850.00	5240	18.9				
	1,900.00	0010	11.3				
	1,900.00	1000	99.7				

TABLE 8: BASE PRICE PAID TO GROWERS FOR GRAPES CRUSHED AND DELIVERED TO CALIFORNIA PROCESSORS FROM THE 2000 CROP WITH BRIX FACTORS AND PURCHASED TONNAGE, BY TYPE, VARIETY, REPORTING DISTRICT WHERE GROWN, AND WEIGHTED AVERAGE BASE PRICE.

District, Type, and Variety	Base Price Per Ton	Brix Factors	Tons	District, Type, and Variety	Base Price Per Ton	Brix Factors	Tons
	Dollars	Code a/			Dollars	Code a/	
DISTRICT 08 (Cont'd.)					798.20	0010	232.5
Malvasia Bianca *	1,800.00	1010	2.9		798.88	1610	13.0
					800.00	0010	20.3
Wtd. Avg. Base & Total Tons	1,800.00		2.9		843.75	4640	117.1
Marsanne	552.37	1210	8.4		850.00	0010	157.4
	600.00	0010	5.0		850.00	0960	115.1
Wtd. Avg. Base & Total Tons	570.14		13.4		850.00	0980	63.8
Muscat Blanc *	600.00	0010	8.9		900.00	0010	98.5
	700.00	1260	6.4		900.00	1260	3.2
	700.00	1650	5.1		903.29	0210	17.5
	724.14	0010	45.1		947.57	5210	199.4
	800.00	0010	14.4		947.57	5230	43.7
	900.00	0240	45.6		947.57	5340	516.7
	925.00	0010	35.1		950.00	0010	79.5
	931.48	4950	348.3		950.00	5340	128.7
	975.00	1610	12.9		950.23	4250	161.1
	1,062.00	1240	11.8		950.23	4640	55.7
	1,100.00	0010	69.0		977.25	4250	136.0
	1,100.00	1945	11.6		999.72	1210	170.8
	1,100.00	1998	1.7		1,000.00	0010	26.8
	1,400.00	0010	2.0		1,000.00	0100	2.0
	1,400.00	1730	24.5		1,000.00	1210	206.2
	1,500.00	0010	2.2		1,000.00	1410	6.5
Wtd. Avg. Base & Total Tons	948.73		644.6		1,000.00	4540	1,036.9
Muscat Orange	1,100.00	0010	15.5		1,026.66	0010	409.6
	1,200.00	1010	20.8		1,042.33	0240	8.0
	1,800.00	1900	2.9		1,042.33	0262	3.5
Wtd. Avg. Base & Total Tons	1,204.85		39.2		1,050.00	0980	79.0
Pinot Blanc	1,000.00	5043	66.1		1,092.55	3730	94.9
	1,395.74	1210	36.6		1,108.07	3860	69.5
	1,500.00	3860	14.0		1,200.00	0010	49.0
	1,548.00	0010	54.9		1,200.00	0980	15.8
	1,550.00	3860	43.3		1,200.00	1000	4.9
	1,600.00	0010	21.1		1,200.00	1210	5.2
	1,600.00	1000	50.9		1,200.00	1580	22.6
	1,600.00	1000	22.2		1,220.10	1590	65.9
	1,625.00	1000	22.2		1,250.00	0010	75.2
	1,716.36	5043	34.7		1,267.00	4250	15.2
	1,873.94	1010	19.9		1,342.80	1240	20.2
	2,303.82	0850	19.1		1,350.00	0010	6.6
Wtd. Avg. Base & Total Tons	1,521.45		382.8		1,350.00	1210	8.0
Pinot Gris *	1,200.00	0010	4.0		1,406.85	0190	46.3
	1,200.00	1240	25.5		1,440.00	0010	2.0
	1,237.89	1900	7.7		1,440.00	0010	2.0
	1,400.00	0010	133.9		1,462.80	0010	10.1
	1,400.00	4950	8.5		1,462.80	0010	10.1
	1,525.00	0010	8.4		1,500.00	0010	15.0
	1,600.00	5210	20.8		1,500.00	1000	35.6
	1,600.00	0960	72.7		1,500.00	0010	3.1
	1,800.00	1010	23.9		1,550.00	0010	3.1
	1,800.00	1240	2.7				
Wtd. Avg. Base & Total Tons	1,522.63		308.1	Wtd. Avg. Base & Total Tons	958.13		5,034.4
Roussanne	1,400.00	0010	2.8	Semillon	600.00	0010	11.3
	1,700.00	0010	9.2		600.00	0980	302.5
	1,700.00	1010	8.2		790.99	3250	42.6
	1,700.00	1240	7.9		1,400.00	0010	3.6
	1,730.91	0010	2.2		1,432.27	0190	33.8
	1,800.00	1010	21.1	Wtd. Avg. Base & Total Tons	699.41		393.8
	2,000.00	0010	4.1	Sylvaner	851.48	0010	23.4
	2,112.64	1010	7.3	Wtd. Avg. Base & Total Tons	851.48		23.4
	2,500.00	0010	11.5	Tocai Friulano	1,400.00	0010	6.1
Wtd. Avg. Base & Total Tons	1,898.93		74.3		1,800.00	1010	0.8
Sauvignon Blanc	300.00	4253	160.4	Wtd. Avg. Base & Total Tons	1,446.38		6.9
	600.00	0010	22.5	Viognier	1,000.00	0010	1.7
	750.00	3730	132.5		1,093.00	0010	3.8
	780.30	5230	45.4		1,200.00	0010	4.0
					1,400.00	0010	21.1
					1,439.34	1830	75.4
					1,450.00	1710	33.1
					1,500.00	0010	48.5
					1,500.00	1010	10.5
					1,580.00	0010	4.5
					1,600.00	0010	19.1
					1,600.00	2240	5.1
					1,600.00	5043	24.7

TABLE 8: BASE PRICE PAID TO GROWERS FOR GRAPES CRUSHED AND DELIVERED TO CALIFORNIA PROCESSORS FROM THE 2000 CROP WITH BRIX FACTORS AND PURCHASED TONNAGE, BY TYPE, VARIETY, REPORTING DISTRICT WHERE GROWN, AND WEIGHTED AVERAGE BASE PRICE.

District, Type, and Variety	Base Price Per Ton	Brix Factors	Tons	District, Type, and Variety	Base Price Per Ton	Brix Factors	Tons
	Dollars	Code a/			Dollars	Code a/	
DISTRICT 08 (Cont'd.)					1,219.13	1790	21.3
Viognier (Cont'd.)	1,633.03	0010	36.6		1,250.00	0850	34.2
	1,633.03	1630	2.9		1,265.75	6490	116.5
	1,633.03	6280	27.7		1,275.00	0010	111.7
	1,670.00	1630	30.9		1,300.00	5940	89.3
	1,750.00	0010	50.1		1,400.00	0010	135.8
	1,800.00	0010	15.0		1,400.00	1431	8.8
	1,800.00	0230	2.0		1,427.59	6110	37.3
	1,800.00	1000	1.9		1,427.59	6160	8.9
	1,800.00	1010	13.6		1,427.59	6630	140.6
	1,800.00	1210	0.3		1,450.00	0010	23.7
	1,800.00	1630	3.0		1,500.00	0010	3.4
	1,800.00	1790	3.5		1,500.00	1000	4.0
	1,800.00	1820	2.3		1,500.00	1500	5.0
	1,804.00	5620	2.1		1,500.00	1590	6.7
	1,840.00	0010	3.0		1,500.00	1610	10.6
	1,850.00	0010	9.4		1,500.00	6480	15.5
	1,850.00	0250	27.7		1,575.00	0010	4.8
	1,900.00	0010	5.8		1,595.00	0010	4.1
	1,940.00	0010	3.5		1,600.00	0210	9.7
	2,000.00	0010	4.3		1,600.00	0230	5.0
	2,000.00	1000	2.7		1,600.00	1000	2.7
	2,000.00	1640	1.3		1,600.00	1610	4.5
	2,000.00	1820	3.4		1,675.00	0010	4.0
	2,250.00	1710	0.4		1,700.00	0010	14.4
	2,500.00	0010	2.9		1,700.00	1000	2.0
	2,500.00	1820	3.9		1,700.00	1240	4.9
	3,000.00	0010	2.3		1,732.30	1010	8.8
					1,732.30	1703	23.0
					1,750.00	0010	1.0
Wtd. Avg. Base & Total Tons	1,631.16		514.0		1,750.00	1370	3.8
					1,773.00	0010	1.2
White Riesling *	674.44	1790	53.6		1,800.00	0010	0.9
	700.00	0010	206.2		1,800.00	1010	4.5
	723.20	0010	175.2		1,861.35	0210	26.1
	750.00	1190	9.9		1,950.00	0010	3.1
	800.00	4060	93.0		2,000.00	0010	0.7
	875.00	3510	12.6		2,000.00	1610	0.3
	900.00	3340	98.6		2,000.00	1790	2.0
	950.00	0010	53.4		2,050.00	1630	1.5
	1,000.00	0010	22.3		2,149.87	1010	10.0
	1,000.00	1610	7.9		2,257.36	1703	19.8
	1,000.00	3070	20.1				
	1,100.00	0010	11.0	Wtd. Avg. Base & Total Tons	1,355.87		1,128.0
	1,200.00	1000	13.9				
Wtd. Avg. Base & Total Tons	795.42		777.7	Cabernet Sauvignon	942.00	0010	105.6
					950.00	0010	143.7
					1,000.00	4640	216.4
					1,025.00	0010	92.8
					1,100.00	0010	146.6
					1,100.00	5043	302.9
					1,100.00	6490	35.0
					1,112.43	0010	105.7
					1,112.43	1630	1.3
					1,116.80	1210	378.6
					1,123.47	6490	123.1
					1,142.25	6280	92.1
					1,150.00	4640	195.2
					1,150.00	4670	524.7
					1,175.76	5043	255.9
					1,177.88	5620	179.7
					1,200.00	0010	425.9
					1,200.00	0980	363.1
					1,200.00	1000	3.3
					1,200.00	1210	6.0
					1,200.00	1240	967.4
					1,200.00	1260	75.8
					1,200.00	1610	2.5
					1,200.00	6490	341.5
					1,210.00	0010	48.6
					1,250.00	0010	224.6
					1,250.00	0850	128.4
					1,250.00	6490	55.8
					1,273.47	0010	91.5
					1,273.47	6110	1,382.9
					1,273.47	6140	94.1
					1,273.47	6160	888.9
					1,273.47	6330	656.1
					1,273.47	6550	24.3
Alvarelhao	1,250.00	1910	4.1				
Wtd. Avg. Base & Total Tons	1,250.00		4.1				
Barbera	1,200.00	0010	1.0				
	1,200.00	1640	5.6				
	1,200.00	6490	63.9				
	1,204.88	0010	22.8				
	1,204.88	6783	15.7				
	1,300.00	0010	21.4				
	1,350.00	1260	3.6				
	1,400.00	0010	59.8				
	1,500.00	1590	0.7				
	1,500.00	1790	1.5				
	1,800.00	0010	5.0				
	1,800.00	1000	2.4				
Wtd. Avg. Base & Total Tons	1,297.97		203.4				
Blaufraenkisch	2,000.00	1010	12.6				
Wtd. Avg. Base & Total Tons	2,000.00		12.6				
Cabernet Franc	350.84	0010	19.7				
	950.00	0010	27.0				
	1,000.00	1610	103.1				
	1,200.00	0010	4.8				
	1,200.00	1710	22.6				
	1,200.00	5620	14.7				

TABLE 8: BASE PRICE PAID TO GROWERS FOR GRAPES CRUSHED AND DELIVERED TO CALIFORNIA PROCESSORS FROM THE 2000 CROP WITH BRIX FACTORS AND PURCHASED TONNAGE, BY TYPE, VARIETY, REPORTING DISTRICT WHERE GROWN, AND WEIGHTED AVERAGE BASE PRICE.

District, Type, and Variety	Base Price Per Ton	Brix Factors	Tons	District, Type, and Variety	Base Price Per Ton	Brix Factors	Tons
	Dollars	Code a/			Dollars	Code a/	
DISTRICT 08 (Cont'd.)					1,500.00	6610	49.6
Cabernet Sauvignon (Cont'd.)	1,273.47	6610	509.8		1,550.00	0010	254.1
	1,273.47	6630	118.2		1,550.00	1000	3.3
	1,283.89	1210	231.0		1,557.00	0010	103.1
	1,286.41	0010	83.3		1,557.84	1010	67.7
	1,286.41	6490	45.1		1,557.84	1703	17.3
	1,291.00	1610	912.8		1,575.00	1630	160.1
	1,291.75	1260	20.3		1,600.00	0010	62.2
	1,296.00	1150	57.2		1,600.00	0210	13.4
	1,297.12	0010	77.1		1,600.00	1010	25.3
	1,297.12	1120	158.9		1,600.00	1610	7.9
	1,297.12	1260	68.8		1,600.00	1630	8.0
	1,297.12	1630	29.0		1,600.00	1740	6.2
	1,297.12	5043	1,784.9		1,600.00	6550	91.1
	1,297.12	5855	243.0		1,625.00	0010	188.5
	1,298.00	0010	102.6		1,625.00	0100	12.0
	1,298.20	1000	16.0		1,650.00	1630	10.4
	1,298.20	5043	20.0		1,650.00	1710	5.0
	1,298.20	5600	104.2		1,675.00	0010	23.8
	1,298.29	5620	26.0		1,682.00	0250	10.1
	1,300.00	0010	207.9		1,686.00	0010	118.8
	1,300.00	0850	227.1		1,700.00	0010	435.8
	1,300.00	1010	22.2		1,700.00	1010	0.6
	1,300.00	1260	13.8		1,700.00	1703	68.6
	1,300.00	1610	29.8		1,745.00	0010	21.1
	1,300.00	1755	24.9		1,760.00	1240	9.3
	1,300.00	5620	101.5		1,792.91	0010	40.1
	1,300.00	5940	144.8		1,800.00	0010	28.0
	1,300.00	6110	421.1		1,800.00	1010	6.1
	1,300.00	6481	25.2		1,800.00	6480	46.3
	1,333.81	1120	69.5		1,849.00	0010	1.2
	1,337.00	0010	100.8		1,861.11	1260	7.3
	1,337.15	0010	11.8		1,900.00	0010	5.8
	1,341.17	0010	6.8		2,000.00	0010	9.4
	1,347.13	5680	447.7		2,000.00	1240	4.2
	1,350.00	1210	258.2		2,000.00	1610	3.8
	1,350.00	1610	3.5		2,149.87	1010	26.0
	1,350.00	6140	70.2		2,228.42	0010	59.8
	1,350.00	6490	14.1		2,260.00	1780	1.5
	1,381.05	1230	15.1	Wtd. Avg. Base & Total Tons	1,334.17		24,043.7
	1,385.00	0010	87.3	Cinsault	1,150.00	1910	8.4
	1,400.00	0010	1,979.5		1,154.04	0230	3.4
	1,400.00	1000	62.1	Wtd. Avg. Base & Total Tons	1,151.16		11.8
	1,400.00	1210	93.7	Counoise	1,000.00	0010	13.5
	1,400.00	1240	4.1		1,144.86	0010	5.8
	1,400.00	1260	0.9		2,000.00	0010	2.5
	1,400.00	1640	16.4	Wtd. Avg. Base & Total Tons	1,153.22		21.8
	1,400.00	6140	46.2	Dolcetto	1,000.00	0780	2.5
	1,400.00	6490	342.8		1,100.00	1640	9.0
	1,400.82	0010	7.4		1,200.00	0010	3.3
	1,400.82	1210	404.8		1,400.00	0010	14.2
	1,413.86	1260	36.7		1,500.00	1010	13.1
	1,426.83	1260	75.3	Wtd. Avg. Base & Total Tons	1,327.55		42.1
	1,426.83	5620	46.2	Durif	1,000.00	1000	4.2
	1,428.02	0010	3.6	Wtd. Avg. Base & Total Tons	1,000.00		4.2
	1,428.02	1431	20.5	Freisa	1,500.00	0010	6.2
	1,428.02	1703	25.7	Wtd. Avg. Base & Total Tons	1,500.00		6.2
	1,450.00	0010	165.3	Gamay *	770.00	1010	14.7
	1,471.75	0010	143.5		862.22	0010	234.5
	1,475.00	5620	148.9		900.00	0010	7.1
	1,491.69	1260	13.5	Wtd. Avg. Base & Total Tons	1,000.00	0010	2.3
	1,491.69	5620	75.3	Grenache	1,000.00	0010	18.8
	1,500.00	0010	1,453.9		1,000.00	1610	8.1
	1,500.00	0850	83.5		1,051.06	1790	25.9
	1,500.00	1000	19.3				
	1,500.00	1010	218.1				
	1,500.00	1210	111.8				
	1,500.00	1240	12.4				
	1,500.00	1260	40.7				
	1,500.00	1640	20.3				
	1,500.00	1755	4.4				
	1,500.00	4640	170.9				
	1,500.00	4670	40.0				
	1,500.00	5620	35.0				
	1,500.00	5670	133.7				
	1,500.00	5940	72.0				
	1,500.00	6490	260.3				
	1,500.00	6515	50.7				

TABLE 8: BASE PRICE PAID TO GROWERS FOR GRAPES CRUSHED AND DELIVERED TO CALIFORNIA PROCESSORS FROM THE 2000 CROP WITH BRIX FACTORS AND PURCHASED TONNAGE, BY TYPE, VARIETY, REPORTING DISTRICT WHERE GROWN, AND WEIGHTED AVERAGE BASE PRICE.

District, Type, and Variety	Base Price Per Ton	Brix Factors	Tons	District, Type, and Variety	Base Price Per Ton	Brix Factors	Tons
	Dollars	Code a/			Dollars	Code a/	
DISTRICT 08 (Cont'd.)					1,300.00	5043	58.1
Grenache (Cont'd.)	1,054.00	0230	5.1		1,300.00	6490	113.9
	1,300.00	1790	1.1		1,314.84	0210	12.5
	1,500.00	0010	4.0		1,316.80	0010	371.4
	1,500.00	0210	2.3		1,350.00	0010	211.9
	1,600.00	0010	14.0		1,351.82	0220	300.0
	1,600.50	1010	23.7		1,355.40	1790	2.2
	1,800.00	0010	10.2		1,357.60	6490	125.0
	1,800.00	5945	3.3		1,374.83	0010	43.2
	1,828.57	0010	2.1		1,374.83	6110	621.0
	2,000.00	0010	8.7		1,374.83	6140	192.2
					1,374.83	6160	341.3
					1,374.83	6610	182.5
Wtd. Avg. Base & Total Tons	1,384.52		127.3		1,374.83	6630	34.3
					1,380.00	5620	27.4
Lagrein	1,200.00	0010	2.1		1,384.00	0010	60.8
	1,300.00	1630	4.5		1,384.04	1000	25.0
	1,400.00	1280	3.5		1,384.37	1610	37.5
	1,400.00	1610	11.7		1,384.43	1630	88.2
	1,600.00	0010	1.0		1,384.43	5043	1,250.6
	1,835.29	1010	13.0		1,384.43	5855	65.9
	1,899.00	1000	1.0		1,384.53	0850	41.4
					1,385.00	0010	167.8
Wtd. Avg. Base & Total Tons	1,549.12		36.8		1,385.00	1610	4.3
					1,400.00	0010	1,507.6
Malbec	1,000.00	0010	8.6		1,400.00	0230	14.4
	1,210.00	0010	9.7		1,400.00	1000	22.0
	1,223.45	6630	19.0		1,400.00	1260	1.0
	1,265.39	1010	40.6		1,400.00	1610	36.8
	1,452.44	1703	1.3		1,400.00	1640	6.5
	1,650.00	1010	3.7		1,400.00	1755	14.9
	2,000.00	0010	0.9		1,400.00	5043	305.3
					1,400.00	6110	190.3
Wtd. Avg. Base & Total Tons	1,250.01		83.8		1,400.00	6490	77.9
					1,407.71	6140	220.0
Mataro *	1,000.00	0010	9.9		1,411.24	0010	25.3
	1,400.00	0010	1.2		1,415.00	0010	23.9
	1,500.00	0010	1.8		1,425.00	0010	133.3
	1,500.00	0210	19.8		1,425.00	5620	265.5
	1,500.00	1260	2.0		1,443.00	0010	61.2
	1,600.00	0010	1.8		1,450.00	1010	7.5
	1,600.00	1610	1.5		1,500.00	0010	37.5
	1,650.00	1480	2.7		1,500.00	1010	61.8
	1,656.82	1010	17.6		1,500.00	1210	43.9
	1,700.00	0010	4.3		1,500.00	1260	5.3
	1,700.00	1230	1.1		1,500.00	1500	15.8
	1,734.56	1610	37.6		1,500.00	1590	3.2
	1,796.00	0010	4.5		1,500.00	1610	2.3
	1,800.00	1640	2.4		1,500.00	1740	35.3
	1,800.00	4950	2.5		1,512.31	1210	931.4
	1,942.86	0010	2.1		1,522.87	5620	138.3
	2,000.00	0010	6.7		1,525.00	0010	100.7
	2,253.97	0010	5.4		1,534.43	1450	29.0
					1,561.04	1610	18.9
Wtd. Avg. Base & Total Tons	1,655.95		124.9		1,575.00	6583	39.8
					1,575.00	6595	143.7
Merlot	950.00	0010	42.4		1,592.09	5620	5.2
	1,000.00	1000	6.9		1,600.00	0010	33.7
	1,016.80	0010	142.3		1,600.00	0100	6.0
	1,025.00	0010	128.6		1,600.00	0210	12.0
	1,025.00	1620	74.5		1,600.00	0230	5.0
	1,100.00	0010	461.3		1,600.00	1010	134.7
	1,115.00	1610	85.4		1,600.00	1610	15.0
	1,142.25	5620	73.0		1,600.00	1630	10.1
	1,150.00	4640	252.5		1,650.00	1010	31.6
	1,150.00	4670	140.1		1,660.85	0010	7.0
	1,162.00	0010	75.3		1,660.85	1010	72.1
	1,200.00	0010	205.7		1,664.85	6180	85.9
	1,200.00	0230	9.1		1,675.00	0010	34.3
	1,200.00	1210	35.3		1,700.00	0010	31.6
	1,200.00	1240	2.0		1,700.00	0230	10.9
	1,200.00	1260	27.1		1,700.00	1000	2.7
	1,250.00	0010	5.2		1,700.00	1010	46.9
	1,250.00	1610	4.1		1,700.00	1240	14.5
	1,250.00	4670	623.4		1,700.00	1610	20.3
	1,261.56	5043	252.9		1,743.00	0010	0.9
	1,300.00	0010	583.1		1,743.00	1630	9.8
	1,300.00	1260	0.4		1,748.36	1010	127.3
	1,300.00	1630	82.8		1,763.68	1450	43.4

TABLE 8: BASE PRICE PAID TO GROWERS FOR GRAPES CRUSHED AND DELIVERED TO CALIFORNIA PROCESSORS FROM THE 2000 CROP WITH BRIX FACTORS AND PURCHASED TONNAGE, BY TYPE, VARIETY, REPORTING DISTRICT WHERE GROWN, AND WEIGHTED AVERAGE BASE PRICE.

District, Type, and Variety	Base Price Per Ton	Brix Factors	Tons
	Dollars	Code a/	

District, Type, and Variety	Base Price Per Ton	Brix Factors	Tons
	Dollars	Code a/	

DISTRICT 08 (Cont'd.)

Merlot (Cont'd.)	1,800.00	0010	11.4
	1,800.00	0100	3.0
	1,800.00	1600	140.3
	1,800.00	1610	12.9
	1,815.00	1010	31.5
	1,845.99	6160	62.5
	1,850.00	0010	21.8
	1,900.00	0010	18.1
	1,900.00	1000	2.1
	1,900.00	1240	13.6
	1,975.00	0010	5.0
	2,000.00	0010	3.1
	2,000.00	1010	14.4
	2,000.00	1610	2.8
	2,159.80	1010	40.0
	2,260.00	1780	4.1
	2,267.80	1703	24.5
	2,608.64	0010	15.3
Wtd. Avg. Base & Total Tons	1,384.63		13,399.4
Meunier	2,459.56	0010	33.7
Wtd. Avg. Base & Total Tons	2,459.56		33.7
Muscat Hamburg	1,500.00	1650	3.2
Wtd. Avg. Base & Total Tons	1,500.00		3.2
Nebbiolo	800.00	0010	2.2
	1,166.00	1703	13.0
	1,300.00	0010	7.1
	1,300.00	1210	2.2
	1,400.00	0010	7.4
	1,400.00	4950	21.3
	1,500.00	0010	50.9
	1,500.00	1610	2.1
	1,600.00	0010	23.5
	1,600.00	1610	8.4
	1,800.00	1630	23.2
Wtd. Avg. Base & Total Tons	1,497.14		161.3
Petite Sirah	814.98	1900	26.4
	973.50	0010	112.0
	1,000.00	1240	44.9
	1,034.06	6110	103.1
	1,034.06	6140	240.4
	1,050.00	0010	12.0
	1,053.89	1610	64.8
	1,100.00	0010	9.4
	1,100.00	1630	35.1
	1,100.00	5620	12.1
	1,200.00	0010	2.2
	1,200.00	0250	15.0
	1,250.00	0010	56.0
	1,300.00	0010	85.8
	1,350.00	0010	88.9
	1,350.00	1000	15.8
	1,350.00	1240	61.8
	1,400.00	0010	57.8
	1,500.00	1946	4.4
	1,500.00	6610	15.1
	1,587.00	1630	8.1
	1,800.00	0250	1.7
	2,000.00	0010	5.0
	2,000.00	1030	9.3
Wtd. Avg. Base & Total Tons	1,154.85		1,087.1
Petite Verdot	1,000.00	0010	2.9
	1,036.72	6630	39.5
	1,054.05	1630	0.4
	1,342.70	1703	1.9
	1,400.00	0010	83.4
	1,500.00	0010	12.8
	2,000.00	1010	0.7

Wtd. Avg. Base & Total Tons	1,300.73		141.6
Pinot Noir	750.00	3730	9.3
	1,000.00	0010	1.3
	1,000.00	6735	77.8
	1,200.00	0010	47.4
	1,300.00	1260	1.6
	1,350.00	0010	17.7
	1,389.80	5204	147.8
	1,400.00	0010	140.8
	1,400.00	6490	173.9
	1,500.00	1010	26.2
	1,500.00	1240	6.7
	1,500.00	1610	3.0
	1,500.00	5965	13.1
	1,545.00	1230	16.8
	1,600.00	0010	29.0
	1,600.00	1010	22.4
	1,600.00	5940	131.5
	1,695.54	1240	345.1
	1,700.00	1260	5.1
	1,700.00	5204	29.8
	1,750.00	0820	27.8
	1,800.00	0010	5.4
	1,800.00	0210	19.6
	1,800.00	1210	8.0
	1,800.00	1260	1.9
	1,818.53	0010	53.4
	1,850.00	0010	40.0
	1,900.00	1450	17.0
	1,900.00	1610	11.4
	1,907.17	0010	5.0
	1,940.00	0010	2.5
	1,955.00	1010	24.5
	1,981.00	0010	3.5
	1,984.00	0840	2.5
	1,984.00	1260	33.4
	1,984.20	0010	6.6
	1,985.11	0850	70.0
	2,000.00	0010	31.3
	2,000.00	1000	131.6
	2,000.00	1010	28.6
	2,000.00	1210	16.1
	2,000.00	1240	6.1
	2,000.00	5940	305.4
	2,002.00	0010	18.9
	2,002.53	0010	25.5
	2,002.53	0840	15.1
	2,050.00	1000	39.3
	2,070.00	0010	1.8
	2,100.00	1000	47.4
	2,145.00	0010	155.6
	2,150.00	5620	19.4
	2,182.00	1000	2.0
	2,200.00	0010	323.3
	2,200.00	0840	9.3
	2,200.00	1240	12.1
	2,200.00	5285	49.8
	2,200.00	5420	6.0
	2,237.25	1720	5.2
	2,281.83	0010	7.9
	2,300.00	0010	8.3
	2,300.00	0210	6.1
	2,300.00	1630	3.1
	2,350.00	1610	4.8
	2,400.00	0010	13.4
	2,400.00	0840	5.9
	2,400.00	1010	161.6
	2,400.00	1610	4.0
	2,400.00	5420	0.7
	2,439.38	0230	282.6
	2,500.00	0010	131.1
	2,500.00	0230	3.3
	2,500.00	1000	5.2
	2,500.00	1010	64.5
	2,500.00	1240	11.1
	2,500.00	1500	41.6
	2,500.00	1580	7.6

TABLE 8: BASE PRICE PAID TO GROWERS FOR GRAPES CRUSHED AND DELIVERED TO CALIFORNIA PROCESSORS FROM THE 2000 CROP WITH BRIX FACTORS AND PURCHASED TONNAGE, BY TYPE, VARIETY, REPORTING DISTRICT WHERE GROWN, AND WEIGHTED AVERAGE BASE PRICE.

District, Type, and Variety	Base Price Per Ton	Brix Factors	Tons	District, Type, and Variety	Base Price Per Ton	Brix Factors	Tons
	Dollars	Code a/			Dollars	Code a/	
DISTRICT 08 (Cont'd.)					1,400.04	1703	1.0
Pinot Noir (Cont'd.)	2,500.00	1610	11.3	Wtd. Avg. Base & Total Tons	1,318.20		2.2
	2,500.00	1630	24.9	Syrah *	500.00	1630	2.3
	2,500.00	1720	51.0		786.32	4060	213.3
	2,500.00	4610	41.9		786.32	5070	120.6
	2,500.00	5260	28.5		786.32	5440	20.1
	2,500.00	5460	130.6		800.00	5620	35.3
	2,517.66	0010	5.0		950.00	0010	22.2
	2,518.00	1240	11.6		950.00	1638	22.7
	2,538.67	1010	76.5		1,000.00	0010	3.9
	2,538.80	1010	44.0		1,000.00	1240	3.8
	2,550.00	1010	14.5		1,025.00	5355	53.5
	2,559.68	0010	3.1		1,034.00	6580	31.7
	2,600.00	1240	5.2		1,100.00	6680	28.7
	2,650.00	1230	127.9		1,140.00	0010	41.2
	2,650.00	1610	8.3		1,200.00	0010	6.0
	2,650.00	6610	8.4		1,200.00	0250	7.8
	2,679.00	1240	27.8		1,200.00	1790	24.3
	2,700.00	0010	6.5		1,250.00	0010	58.5
	2,716.47	0850	47.9		1,250.00	1630	30.2
	2,800.00	1000	10.3		1,300.00	0010	91.2
	3,000.00	0010	44.6		1,300.00	0840	10.4
	3,000.00	0990	6.3		1,300.00	0850	84.2
	3,125.00	0010	150.2		1,300.00	1260	0.5
	4,000.00	0010	3.8		1,300.00	6620	28.6
	4,500.00	1240	3.3		1,300.00	6762	48.5
Wtd. Avg. Base & Total Tons	2,089.85		4,484.8		1,350.00	0250	25.8
Primitivo	1,899.00	1000	1.1		1,388.53	1820	260.0
	1,900.00	0010	7.4		1,400.00	0010	211.4
	1,900.00	1010	3.6		1,400.00	1240	138.9
	2,000.00	0010	3.3		1,400.00	1260	1.0
Wtd. Avg. Base & Total Tons	1,921.36		15.4		1,400.00	1790	13.3
Refosco *	1,200.00	0010	39.6		1,400.00	6490	19.3
	1,400.00	0010	48.2		1,417.00	0010	4.2
Wtd. Avg. Base & Total Tons	1,309.79		87.8		1,448.00	0010	3.1
Sangiovetto *	1,000.00	0010	4.8		1,450.00	0010	154.5
	1,000.00	1000	5.1		1,450.00	0850	45.3
	1,000.00	1790	5.7		1,450.00	1630	7.3
	1,100.00	0010	42.8		1,467.88	5600	603.7
	1,200.00	0010	7.9		1,500.00	0010	230.3
	1,200.00	1000	3.7		1,500.00	0100	38.0
	1,200.00	1260	10.7		1,500.00	0230	60.8
	1,200.00	6490	35.7		1,500.00	0250	25.8
	1,320.00	1000	13.4		1,500.00	0850	11.5
	1,390.07	6620	16.6		1,500.00	1010	47.3
	1,397.78	0010	9.4		1,500.00	1260	1.9
	1,397.78	1610	84.3		1,500.00	1500	29.0
	1,400.00	0010	25.1		1,500.00	1630	34.9
	1,400.00	0100	4.0		1,500.00	1740	22.6
	1,400.00	1260	4.9		1,500.00	5475	2.9
	1,400.00	1790	1.5		1,500.00	5745	2.9
	1,425.00	0010	11.4		1,500.00	6140	32.1
	1,425.00	1000	7.5		1,500.00	6620	28.5
	1,480.00	1240	12.0		1,500.00	6762	51.8
	1,500.00	1240	2.0		1,507.91	1610	183.5
	1,500.00	1630	37.9		1,511.03	0010	66.1
	1,550.00	0010	1.9		1,511.03	1260	25.6
	1,595.00	0010	2.4		1,514.00	1230	11.7
	1,677.34	1010	7.4		1,515.00	0010	101.8
	1,677.34	1703	2.6		1,515.00	1260	6.9
	1,700.00	0010	7.3		1,515.81	0010	7.9
	1,700.00	1000	2.9		1,515.81	1010	9.8
	1,750.00	0010	4.1		1,515.81	5600	131.3
	1,800.00	0010	7.0		1,516.00	1640	30.7
	1,800.00	1000	2.3		1,531.47	0010	15.4
	1,850.00	0010	7.3		1,531.47	1000	10.5
	2,000.00	1010	1.7		1,543.64	1010	23.1
	3,000.00	0010	11.4		1,549.96	1260	12.1
Wtd. Avg. Base & Total Tons	1,418.74		404.7		1,600.00	0010	94.5
Souzao	1,250.00	1290	1.2		1,600.00	0210	29.8
					1,600.00	0230	4.9
					1,600.00	1010	90.2
					1,600.00	1240	12.0
					1,600.00	1260	9.7
					1,600.00	1640	9.9
					1,600.00	1757	43.5
					1,600.00	5620	180.9
					1,613.00	0250	43.0

TABLE 8: BASE PRICE PAID TO GROWERS FOR GRAPES CRUSHED AND DELIVERED TO CALIFORNIA PROCESSORS FROM THE 2000 CROP WITH BRIX FACTORS AND PURCHASED TONNAGE, BY TYPE, VARIETY, REPORTING DISTRICT WHERE GROWN, AND WEIGHTED AVERAGE BASE PRICE.

District, Type, and Variety	Base Price Per Ton	Brix Factors	Tons	District, Type, and Variety	Base Price Per Ton	Brix Factors	Tons
	Dollars	Code a/			Dollars	Code a/	
DISTRICT 08 (Cont'd.)					1,400.04	1703	0.3
Syrah * (Cont'd.)	1,650.00	1190	2.0	Wtd. Avg. Base & Total Tons	1,295.01		1.0
	1,666.00	1000	8.4	Touriga	1,400.04	1703	0.8
	1,667.00	0010	4.1	Wtd. Avg. Base & Total Tons	1,400.04		0.8
	1,667.39	1620	4.8	Touriga Nacional	1,250.00	1830	1.8
	1,667.39	6299	267.6	Wtd. Avg. Base & Total Tons	1,250.00		1.8
	1,668.00	0230	0.9	Zinfandel	441.80	0010	389.1
	1,668.00	1450	21.9		450.00	4640	88.7
	1,680.00	1410	23.0		500.00	0010	271.3
	1,684.62	6299	32.7		500.00	2790	337.2
	1,692.03	0850	10.2		500.00	6110	20.3
	1,694.26	1630	16.3		600.00	1210	1.7
	1,700.00	0010	22.3		600.00	2500	1,063.7
	1,700.00	0250	21.7		600.00	2810	723.7
	1,700.00	1000	16.3		750.00	0010	146.0
	1,700.00	1240	11.4		800.00	0010	6.6
	1,700.00	1630	2.0		831.57	0010	10.8
	1,700.00	1790	8.7		833.07	1610	11.1
	1,707.73	0220	36.7		834.60	0010	64.2
	1,732.00	1000	11.6		850.00	0850	24.8
	1,748.00	0010	5.0		850.00	1260	33.4
	1,750.00	0010	43.2		866.80	0010	95.8
	1,750.00	1010	46.6		876.33	0850	69.8
	1,787.57	0010	6.0		879.38	0010	991.5
	1,787.57	1610	7.6		880.00	0010	145.4
	1,787.57	1630	6.8		900.00	0010	281.2
	1,787.57	4610	31.2		900.00	0850	6.9
	1,789.00	1640	10.2		900.00	4640	14.5
	1,800.00	0010	64.8		916.80	0010	567.8
	1,800.00	0840	3.2		1,000.00	0010	184.8
	1,800.00	1000	57.4		1,000.00	0255	6.1
	1,800.00	1640	27.2		1,000.00	1240	2.0
	1,800.00	1790	10.2		1,000.00	1260	106.1
	1,800.00	6768	3.6		1,000.00	1610	38.9
	1,818.97	1703	3.4		1,000.00	1790	8.7
	1,825.00	0010	12.0		1,000.00	4640	221.7
	1,835.24	0010	0.6		1,000.00	5620	24.8
	1,835.29	1010	22.6		1,000.00	6762	50.5
	1,850.00	0010	2.4		1,006.86	0010	337.0
	1,850.00	1590	32.8		1,050.00	1000	14.7
	1,850.00	1780	4.6		1,100.00	0010	68.1
	1,875.00	0010	11.9		1,100.00	1000	13.2
	1,882.52	0010	16.5		1,100.00	1260	3.8
	1,899.00	1000	3.8		1,100.00	1790	12.4
	1,900.00	0010	3.0		1,126.71	0010	5.9
	1,900.00	0100	5.0		1,134.60	5043	297.2
	1,900.00	1000	2.6		1,150.00	1000	8.4
	1,961.00	1720	6.1		1,150.00	1640	14.2
	1,981.00	0010	66.9		1,190.00	0010	98.9
	2,000.00	0010	75.7		1,200.00	0010	5.2
	2,000.00	1000	22.2		1,200.00	1000	8.0
	2,000.00	1010	8.0		1,200.00	1720	6.3
	2,000.00	1240	9.1		1,200.00	6490	29.8
	2,000.00	1370	6.2		1,225.00	5620	152.3
	2,000.00	6490	2.3		1,250.00	0010	6.1
	2,017.00	0010	34.8		1,250.00	1240	10.8
	2,046.34	1703	14.4		1,250.00	1630	3.0
	2,097.67	0010	65.6		1,282.88	1010	23.6
	2,200.00	1610	5.1		1,290.00	1640	16.3
	2,250.00	0010	3.0		1,300.00	0010	0.5
	2,250.00	1710	13.2		1,300.00	1000	45.1
	2,533.33	0010	16.8		1,300.00	1240	5.6
	2,602.74	0010	14.6		1,300.00	1630	27.9
	2,611.55	0010	1.3		1,320.00	1000	16.0
	3,000.00	0010	3.2		1,320.00	1240	41.3
Wtd. Avg. Base & Total Tons	1,490.19		5,584.8		1,333.33	0010	2.8
Tempranillo *	1,300.00	1010	2.2		1,350.00	5620	65.5
	1,602.84	0010	1.2		1,375.00	1920	12.4
Wtd. Avg. Base & Total Tons	1,406.88		3.4		1,400.00	0010	7.5
Teroldego	1,200.00	0010	0.5		1,400.00	0230	23.0
Wtd. Avg. Base & Total Tons	1,200.00		0.5		1,400.00	1240	6.2
Tinta Cao	1,250.00	0010	0.7		1,438.00	1260	2.9
					1,438.00	1630	7.5

TABLE 8: BASE PRICE PAID TO GROWERS FOR GRAPES CRUSHED AND DELIVERED TO CALIFORNIA PROCESSORS FROM THE 2000 CROP WITH BRIX FACTORS AND PURCHASED TONNAGE, BY TYPE, VARIETY, REPORTING DISTRICT WHERE GROWN, AND WEIGHTED AVERAGE BASE PRICE.

District, Type, and Variety	Base Price Per Ton	Brix Factors	Tons	District, Type, and Variety	Base Price Per Ton	Brix Factors	Tons
	Dollars	Code a/			Dollars	Code a/	
DISTRICT 08 (Cont'd.)					1,800.00	1210	3.0
Zinfandel (Cont'd.)	1,450.00	0010	41.0	Wtd. Avg. Base & Total Tons	521.40		10,103.5
	1,450.00	0100	6.0	Chenin Blanc	185.00	3010	341.5
	1,481.50	5680	80.6		375.00	0960	27.6
	1,500.00	0010	62.2		375.00	3895	101.6
	1,500.00	1000	9.7	Wtd. Avg. Base & Total Tons	237.15		470.7
	1,500.00	1010	66.0	French Colombard	125.00	3250	1,341.3
	1,500.00	1020	10.0	Wtd. Avg. Base & Total Tons	125.00		1,341.3
	1,500.00	1030	14.2	Muscat Blanc *	300.00	0640	1.0
	1,500.00	1720	59.7		650.00	1580	2.8
	1,500.00	1890	7.1		1,000.00	1630	4.5
	1,587.00	1630	81.0	Wtd. Avg. Base & Total Tons	797.59		8.3
	1,600.00	0010	11.9	Muscat Orange	700.00	5620	6.3
	1,600.00	0100	18.0		1,250.00	0010	1.1
	1,600.00	1260	10.2	Wtd. Avg. Base & Total Tons	781.76		7.4
	1,600.00	1720	1.5	Muscat of Alexandria	200.00	0010	15.2
	1,600.00	1790	65.9	Wtd. Avg. Base & Total Tons	200.00		15.2
	1,650.00	0010	26.2	Pinot Gris *	1,200.00	0010	3.5
	1,742.97	1260	27.2	Wtd. Avg. Base & Total Tons	1,200.00		3.5
	1,750.00	0010	11.8	Sauvignon Blanc	500.00	0010	45.0
	1,750.00	1000	11.7		600.00	4270	48.1
	1,794.31	6010	69.7		625.00	1090	244.0
	1,800.00	0010	34.6		700.00	1000	1.0
	1,800.00	1260	33.5		700.00	6123	22.9
	1,800.00	1630	17.4		900.00	0010	3.4
	1,800.00	1790	19.3		1,250.00	0010	0.5
	1,800.00	1830	13.8		1,325.00	4860	3.0
	2,000.00	0010	24.4	Wtd. Avg. Base & Total Tons	620.41		367.9
	2,000.00	1240	4.8	Semillon	1,250.00	0010	0.2
	2,150.00	0010	69.9	Wtd. Avg. Base & Total Tons	1,250.00		0.2
Wtd. Avg. Base & Total Tons	907.96		8,317.8	Symphony	290.00	1130	247.3
Other Red b/	500.00	0010	0.4		450.00	4670	23.2
	1,000.00	0240	4.4	Wtd. Avg. Base & Total Tons	303.72		270.5
	2,000.00	1240	1.7	Viognier	1,250.00	0010	0.3
Wtd. Avg. Base & Total Tons	1,230.77		6.5		1,400.00	5043	1.2
DISTRICT 09				Wtd. Avg. Base & Total Tons	1,370.00		1.5
WINE GRAPES (WHITE)				WINE GRAPES (RED)			
Chardonnay	125.00	4230	2,038.4	Barbera	1,250.00	0010	0.5
	125.00	6280	98.3	Wtd. Avg. Base & Total Tons	1,250.00		0.5
	200.00	0200	102.9	Cabernet Franc	800.00	1610	10.3
	321.78	0010	124.3		1,250.00	0010	1.3
	350.00	6280	196.5	Wtd. Avg. Base & Total Tons	850.43		11.6
	371.31	5043	409.4	Cabernet Sauvignon	100.00	6915	274.3
	475.00	4430	99.1		200.00	5620	53.0
	500.00	0190	132.4		350.00	1370	75.8
	500.00	0200	1,092.9		400.00	0980	283.1
	500.00	1240	118.6		400.00	6123	85.8
	500.00	1370	448.7		500.00	1210	183.3
	500.00	4480	243.4		500.00	1610	113.6
	500.00	6123	80.0		500.00	5240	190.4
	550.00	0010	210.2		575.00	1240	269.0
	576.39	5043	729.4		700.00	0010	20.8
	600.00	1753	197.9				
	684.80	5043	238.1				
	700.00	0010	107.4				
	740.73	0010	2,009.2				
	750.00	0010	4.1				
	750.00	4900	89.5				
	750.00	5758	24.8				
	750.00	6123	24.4				
	800.00	0010	289.6				
	800.00	1130	24.1				
	800.00	1690	4.4				
	800.00	6110	533.4				
	900.00	0010	31.1				
	900.00	1110	105.5				
	950.00	0010	8.7				
	975.77	0010	93.7				
	1,000.00	5043	92.4				
	1,200.00	5043	7.9				
	1,250.00	0010	1.1				
	1,280.69	0010	88.7				

TABLE 8: BASE PRICE PAID TO GROWERS FOR GRAPES CRUSHED AND DELIVERED TO CALIFORNIA PROCESSORS FROM THE 2000 CROP WITH BRIX FACTORS AND PURCHASED TONNAGE, BY TYPE, VARIETY, REPORTING DISTRICT WHERE GROWN, AND WEIGHTED AVERAGE BASE PRICE.

District, Type, and Variety	Base Price Per Ton	Brix Factors	Tons	District, Type, and Variety	Base Price Per Ton	Brix Factors	Tons
	Dollars	Code a/			Dollars	Code a/	
DISTRICT 09 (Cont'd.)							
Cabernet Sauvignon (Cont'd.)	713.46	0010	48.4	Petite Sirah	500.00	1150	12.5
	725.00	0010	40.1		800.00	1150	44.7
	750.00	5160	116.0		800.00	1610	70.0
	800.00	0010	87.2		900.00	6123	23.2
	850.88	0010	44.1		950.00	5990	48.0
	874.69	0010	982.2		1,000.00	0010	0.8
	900.00	0010	2.6		1,000.00	1580	5.1
	900.00	1610	66.2		1,500.00	1630	5.7
	900.00	5620	29.2	Wtd. Avg. Base & Total Tons	852.10		210.0
	1,100.00	5620	21.9	Petite Verdot	1,250.00	0010	0.5
	1,150.00	0010	170.7	Wtd. Avg. Base & Total Tons	1,250.00		0.5
	1,180.82	1210	17.8	Pinot Noir	871.00	0010	0.4
	1,200.00	5043	22.0		1,250.00	0010	1.3
	1,298.20	0010	239.9		1,500.00	0510	3.0
	1,382.90	0010	24.5		1,800.00	1000	2.1
	2,005.00	0990	100.0		1,900.00	0230	3.1
Wtd. Avg. Base & Total Tons	742.26		3,561.9		1,900.00	1210	6.0
					2,000.00	0010	46.1
Carignane	1,250.00	0010	0.5	Wtd. Avg. Base & Total Tons	1,931.35		62.0
Wtd. Avg. Base & Total Tons	1,250.00		0.5	Refosco *	1,250.00	0010	0.6
Dolcetto	1,250.00	0010	0.5	Wtd. Avg. Base & Total Tons	1,250.00		0.6
Wtd. Avg. Base & Total Tons	1,250.00		0.5	Sangiovese *	3.00	c/ 2070	26.6
Gamay *	950.00	0010	0.2		500.00	1000	7.0
Wtd. Avg. Base & Total Tons	950.00		0.2		950.00	0010	61.4
Grenache	130.00	2600	2,863.0		1,200.00	1030	1.8
	800.00	0010	0.5		1,250.00	0010	1.2
	1,250.00	0010	2.2	Wtd. Avg. Base & Total Tons	917.23	d/	98.0
Wtd. Avg. Base & Total Tons	130.98		2,865.7	Syrah *	309.00	1210	67.2
Malbec	1,250.00	0010	2.2		426.31	5990	65.7
Wtd. Avg. Base & Total Tons	1,250.00		2.2		500.00	0010	304.3
Mataro *	800.00	0010	0.5		800.00	1740	23.8
	950.00	0010	1.4		900.00	5395	50.3
Wtd. Avg. Base & Total Tons	910.53		1.9		1,000.00	0010	63.0
Merlot	150.00	4640	120.8		1,000.00	5620	21.8
	250.00	1720	34.2		1,150.00	5990	92.2
	350.00	0010	628.6		1,200.00	0010	0.8
	400.00	0010	0.5		1,500.00	1240	4.5
	500.00	0980	3.6	Wtd. Avg. Base & Total Tons	668.65		693.6
	500.00	4900	539.8	Tempranillo *	950.00	0010	0.7
	525.00	0980	48.7		1,250.00	0010	2.7
	550.00	4670	98.1	Wtd. Avg. Base & Total Tons	1,188.24		3.4
	575.00	1240	349.5	Zinfandel	3.00	c/ 2030	255.8
	700.00	1260	1.2		150.00	0010	22.4
	737.45	0010	26.9		230.00	1525	32.5
	750.00	0010	48.9		250.00	2260	1,456.1
	800.00	0010	43.6		325.00	2580	127.7
	800.00	1558	75.2		350.00	0510	15,026.7
	800.00	5043	143.0		350.00	1210	420.3
	833.04	0010	789.3		400.00	2755	319.0
	875.00	5043	365.9		425.00	0010	3.0
	1,200.00	5620	21.0		800.00	1690	4.2
	1,250.00	0010	1.2		981.90	0010	58.8
	1,258.43	0010	99.5	Wtd. Avg. Base & Total Tons	344.16	d/	17,726.5
	1,258.43	1210	33.0	Other Red b/	350.00	1210	24.2
	1,300.00	5043	54.6		850.00	1260	0.5
	1,324.89	5043	36.2		950.00	0010	14.3
	1,425.60	0010	0.6	Wtd. Avg. Base & Total Tons	576.41		39.0
Wtd. Avg. Base & Total Tons	661.29		3,563.9				
Nebbiolo	1,250.00	0010	0.5				
Wtd. Avg. Base & Total Tons	1,250.00		0.5				

TABLE 8: BASE PRICE PAID TO GROWERS FOR GRAPES CRUSHED AND DELIVERED TO CALIFORNIA PROCESSORS FROM THE 2000 CROP WITH BRIX FACTORS AND PURCHASED TONNAGE, BY TYPE, VARIETY, REPORTING DISTRICT WHERE GROWN, AND WEIGHTED AVERAGE BASE PRICE.

District, Type, and Variety	Base Price Per Ton	Brix Factors	Tons	District, Type, and Variety	Base Price Per Ton	Brix Factors	Tons
	Dollars	Code a/			Dollars	Code a/	
DISTRICT 10							
WINE GRAPES (WHITE)							
Chardonnay	140.00	1000	14.8	Roussanne	700.00	0010	2.5
	500.00	0010	4.5		900.00	0010	5.3
	700.00	0010	10.7		900.00	1790	4.4
	800.00	0010	3.6		1,206.74	0010	5.2
	800.00	1240	8.8	Wtd. Avg. Base & Total Tons	962.93		17.4
	925.00	0010	5.0	Sauvignon Blanc	550.00	4430	157.5
	1,000.00	0100	2.0		600.00	1010	2.5
	1,000.00	1370	22.2		600.00	1790	21.4
	1,000.00	1580	9.9		600.00	1840	3.7
	1,000.00	1670	0.3		700.00	0010	18.4
	1,032.68	0010	100.0		700.00	3895	13.6
	1,100.00	0010	4.5		725.00	0960	42.0
	1,100.00	1720	10.0		736.60	0010	4.7
	1,100.00	6515	10.0		740.00	1210	3.6
	1,200.00	0010	171.3		740.00	1350	3.0
	1,200.00	0230	4.7		800.00	0010	15.2
	1,200.00	1000	23.4		800.00	1240	15.8
	1,200.00	1210	48.5		825.00	0800	20.2
	1,200.00	6280	27.6		850.00	0010	22.3
	1,232.00	1230	27.0		850.00	0250	6.7
	1,232.40	0010	18.4		850.00	1240	26.7
	1,250.00	0010	5.2		900.00	0010	3.1
	1,250.00	1590	44.3		900.00	1610	2.0
	1,300.00	0010	6.5		900.00	1670	22.5
	1,303.24	1580	4.1		900.00	1720	2.0
	1,565.71	6110	173.6		925.00	1000	5.0
	1,566.07	0010	70.8		950.00	0010	2.9
	1,720.23	0010	156.6		950.00	6515	6.4
Wtd. Avg. Base & Total Tons	1,320.71		988.3		1,000.00	0010	9.9
					1,000.00	1200	7.5
Chenin Blanc	105.00	0010	129.9		1,100.00	1210	10.8
Wtd. Avg. Base & Total Tons	105.00		129.9		1,250.00	0010	2.0
French Colombard	300.00	0010	24.2	Wtd. Avg. Base & Total Tons	720.14		451.4
Wtd. Avg. Base & Total Tons	300.00		24.2	Semillon	600.00	0010	11.3
Gewurztraminer	900.00	0010	7.9		700.00	0010	1.0
Wtd. Avg. Base & Total Tons	900.00		7.9		750.00	0010	4.8
Marsanne	550.00	0010	0.5		775.00	0010	3.8
	900.00	1790	9.2		800.00	1210	6.6
	1,200.00	0010	4.7		900.00	0010	1.4
Wtd. Avg. Base & Total Tons	985.76		14.4		950.00	0010	6.7
Muscat Blanc *	650.00	0010	3.5	Wtd. Avg. Base & Total Tons	756.46		35.6
	800.00	1900	2.4	Viognier	700.00	0010	2.2
	1,000.00	1050	1.3		800.00	0010	1.0
	1,000.00	1900	5.5		850.00	1670	1.5
	1,000.00	1995	4.3		900.00	1790	5.0
	1,050.00	0010	13.2		1,000.00	0010	25.5
	1,100.00	0010	14.8		1,100.00	1790	0.7
	1,150.00	0010	3.2		1,200.00	0010	3.7
Wtd. Avg. Base & Total Tons	1,018.98		48.2		1,286.00	1790	8.0
Muscat Orange	550.00	0010	4.8		1,500.00	0010	12.8
	701.92	0850	39.3		1,500.00	1730	14.9
	850.00	0010	13.0	Wtd. Avg. Base & Total Tons	1,204.02		75.3
	850.00	0260	12.2	White Riesling *	605.00	0010	9.5
	1,000.00	0010	2.1		750.00	0010	5.3
Wtd. Avg. Base & Total Tons	752.74		71.4		1,200.00	0010	1.5
Pinot Gris *	1,200.00	0010	6.9	Wtd. Avg. Base & Total Tons	706.90		16.3
	1,250.00	4940	3.9	Other White b/	1,206.74	0010	2.8
	1,351.28	1915	2.1	Wtd. Avg. Base & Total Tons	1,206.74		2.8
Wtd. Avg. Base & Total Tons	1,239.74		12.9	WINE GRAPES (RED)			
				Aglianico	1,250.00	1210	8.5
				Wtd. Avg. Base & Total Tons	1,250.00		8.5

TABLE 8: BASE PRICE PAID TO GROWERS FOR GRAPES CRUSHED AND DELIVERED TO CALIFORNIA PROCESSORS FROM THE 2000 CROP WITH BRIX FACTORS AND PURCHASED TONNAGE, BY TYPE, VARIETY, REPORTING DISTRICT WHERE GROWN, AND WEIGHTED AVERAGE BASE PRICE.

District, Type, and Variety	Base Price Per Ton	Brix Factors	Tons	District, Type, and Variety	Base Price Per Ton	Brix Factors	Tons
	Dollars	Code a/			Dollars	Code a/	
DISTRICT 10 (Cont'd.)					1,250.00	0010	6.1
Alicante Bouschet	1,400.00	0010	1.2		1,250.00	1610	0.5
Wtd. Avg. Base & Total Tons	1,400.00		1.2		1,300.00	0010	31.0
Alvarelhao	1,100.00	0010	0.3		1,300.00	1260	2.0
Wtd. Avg. Base & Total Tons	1,100.00		0.3		1,300.00	6280	17.3
Barbera	500.00	0510	40.8		1,306.40	0820	3.3
	925.00	1670	29.7		1,350.00	0010	3.8
	950.00	1210	24.5		1,350.00	6280	10.5
	950.00	1790	91.1		1,400.00	0010	10.3
	1,000.00	1670	5.8		1,400.00	1240	11.0
	1,089.64	1000	4.3		1,437.04	1370	4.8
	1,144.82	0010	15.4		1,500.00	0010	36.8
	1,165.00	0010	14.9		1,500.00	1210	21.8
	1,200.00	0010	62.5		1,500.00	1610	4.1
	1,200.00	1790	11.9		1,600.00	1410	22.7
	1,250.00	0010	13.8		1,600.00	0850	41.4
	1,295.00	1670	1.3		1,664.00	0010	16.8
	1,400.00	1670	85.3	Wtd. Avg. Base & Total Tons	1,750.00	1610	129.0
	1,600.00	0010	28.3		1,750.00	1770	18.7
	1,800.00	6680	10.3		1,800.00	0010	1.4
	1,800.00	6952	10.5				
	1,975.00	0010	10.0	Wtd. Avg. Base & Total Tons	1,195.45		1,018.6
	2,727.19	0010	1.6	Carignane	800.00	0010	6.6
	3,600.00	0010	0.8		1,100.00	1610	2.2
Wtd. Avg. Base & Total Tons	1,167.92		462.8		1,400.00	1000	4.1
Cabernet Franc	800.00	0010	5.2	Wtd. Avg. Base & Total Tons	1,041.86		12.9
	1,000.00	1260	1.0	Charbono	695.00	0820	5.9
	1,000.00	1630	2.1		976.35	1000	3.4
	1,030.00	0010	71.7		1,400.00	0010	4.3
	1,100.00	1630	5.0	Wtd. Avg. Base & Total Tons	988.24		13.6
	1,202.94	1610	0.7	Cinsault	850.00	1670	1.4
	1,209.91	1000	3.3		935.00	0010	0.5
	1,250.00	0010	4.5		950.00	0010	2.0
	1,300.00	0010	38.1	Wtd. Avg. Base & Total Tons	1,400.00	0010	0.3
	1,300.00	6515	4.0				
	1,350.00	6280	31.1	Wtd. Avg. Base & Total Tons	947.02		4.2
	1,400.00	1260	1.5	Dolcetto	600.00	1610	0.3
	1,400.00	1770	1.5	Wtd. Avg. Base & Total Tons	600.00		0.3
	1,424.91	1580	8.6	Grenache	500.00	0010	6.0
	1,435.04	1370	1.9		600.00	1630	1.7
	1,450.00	1710	1.7		782.11	0010	15.9
	1,500.00	0010	5.1		805.00	0010	3.7
	1,600.00	1410	10.1		850.00	1670	6.4
	1,664.00	0850	23.0		900.00	0010	0.2
	1,750.00	0010	8.2		900.00	1790	8.2
	1,750.00	1610	20.3		900.00	1900	4.7
Wtd. Avg. Base & Total Tons	1,316.93		248.6		966.00	0010	4.8
Cabernet Sauvignon	500.00	0190	127.5	Wtd. Avg. Base & Total Tons	800.40		51.6
	790.72	0630	3.4	Malbec	704.56	1000	0.8
	900.00	0010	18.6		750.00	0010	0.9
	909.00	1000	23.1		774.00	0010	0.7
	950.00	0010	1.0		1,500.00	0010	0.9
	1,000.00	0010	60.9	Wtd. Avg. Base & Total Tons	948.62		3.3
	1,000.00	1790	34.4	Mataro *	600.00	0010	6.0
	1,000.00	5043	53.0		600.00	1610	2.8
	1,050.00	1630	6.5		850.00	0010	3.1
	1,097.20	0010	105.0		1,100.00	1260	1.0
	1,100.00	0010	9.2		1,200.00	1030	0.5
	1,100.00	1210	30.1		1,250.00	0250	2.0
	1,100.00	1720	18.7		1,288.23	0010	4.6
	1,105.50	0010	9.2		1,300.00	0230	3.8
	1,107.00	1610	27.0		1,300.00	1010	12.8
	1,107.01	0010	3.6		1,350.00	0010	14.5
	1,107.01	1790	15.1		1,400.00	0010	5.1
	1,125.00	6515	7.0		1,400.00	1630	8.0
	1,150.00	0010	5.0		1,500.00	0010	3.6
	1,200.00	0010	14.3		1,500.00	1790	10.4
	1,200.00	1000	9.1				
	1,200.00	1260	42.3				
	1,208.28	1610	1.3				

TABLE 8: BASE PRICE PAID TO GROWERS FOR GRAPES CRUSHED AND DELIVERED TO CALIFORNIA PROCESSORS FROM THE 2000 CROP WITH BRIX FACTORS AND PURCHASED TONNAGE, BY TYPE, VARIETY, REPORTING DISTRICT WHERE GROWN, AND WEIGHTED AVERAGE BASE PRICE.

District, Type, and Variety	Base Price Per Ton	Brix Factors	Tons	District, Type, and Variety	Base Price Per Ton	Brix Factors	Tons
	Dollars	Code a/			Dollars	Code a/	
DISTRICT 10 (Cont'd.)							
Mataro * (Cont'd.)	1,659.00	0010	1.9		1,200.00	0010	0.6
					1,300.00	0010	0.6
Wtd. Avg. Base & Total Tons	1,269.51		80.1	Wtd. Avg. Base & Total Tons	1,047.39		6.2
Merlot	750.00	1670	8.2	Pinotage	1,750.00	0010	2.5
	800.00	0010	6.7	Wtd. Avg. Base & Total Tons	1,750.00		2.5
	900.00	1000	7.3	Primitivo	850.00	0010	13.1
	1,000.00	1610	3.0		3,600.00	0010	1.3
	1,000.00	1790	4.6	Wtd. Avg. Base & Total Tons	1,098.26		14.4
	1,000.00	5940	12.5	Sangiovese *	500.00	0010	17.0
	1,060.05	0010	40.1		500.00	0510	18.5
	1,200.00	6515	3.5		800.00	0010	11.7
	1,250.00	0010	3.6		925.00	1240	5.7
	1,300.00	0010	15.3		950.00	0010	25.0
	1,300.00	1610	40.8		950.00	1790	55.4
	1,306.77	0010	19.0		1,000.00	0010	12.0
	1,341.68	0010	2.0		1,000.00	1900	13.2
	1,350.00	0010	24.6		1,100.00	0010	3.1
	1,350.00	5620	19.9		1,100.00	1610	2.0
	1,350.00	6280	24.7		1,193.31	0010	45.7
	1,400.00	0010	38.0		1,200.00	0010	9.0
	1,400.00	1010	1.0		1,200.00	1630	11.0
	1,400.00	1240	3.8		1,200.00	1670	3.1
	1,400.00	1260	7.5		1,200.00	1740	7.0
	1,400.00	6123	25.0		1,250.00	0010	43.5
	1,413.53	1000	15.2		1,260.00	0010	7.0
	1,450.00	0010	2.2		1,350.00	5620	44.7
	1,500.00	0010	45.5		1,600.00	0010	1.0
	1,500.00	1260	1.0		1,900.00	0010	3.7
	1,500.00	1630	1.9	Wtd. Avg. Base & Total Tons	3,600.00	0010	0.3
	1,587.77	0010	7.7				
	1,600.00	0010	3.6	Syrah *	800.00	0010	0.3
	1,600.00	1720	2.9		850.00	1670	3.8
	1,601.00	1630	16.9		900.00	0010	20.3
	1,675.00	0230	5.8		900.00	1630	0.6
	1,831.11	0010	77.3		900.00	1790	12.9
Wtd. Avg. Base & Total Tons	1,398.67		491.1		950.00	0010	21.0
Mission	900.00	1000	2.0		950.00	1670	13.1
	1,000.00	1000	1.0		1,000.00	0010	14.8
Wtd. Avg. Base & Total Tons	933.33		3.0		1,000.00	1670	7.7
Muscat Hamburg	550.00	0010	5.6		1,000.00	1790	0.8
	650.00	0010	3.8		1,000.00	5990	89.2
	666.58	0010	2.9		1,049.00	1240	6.2
Wtd. Avg. Base & Total Tons	608.38		12.3		1,100.00	1630	4.0
Nebbiolo	800.00	1670	2.7		1,200.00	0010	33.0
	900.00	1740	7.4		1,200.00	1630	0.4
	1,200.00	0010	1.5		1,200.00	1790	24.9
	1,500.00	1790	5.9		1,200.00	1820	19.7
Wtd. Avg. Base & Total Tons	1,112.57		17.5		1,200.00	1830	7.9
Petite Sirah	1,000.00	1210	1.5		1,206.74	0010	15.0
	1,031.19	1370	4.9		1,232.69	1000	11.7
	1,250.00	0010	5.8		1,241.41	0010	20.1
	1,400.00	0010	1.1		1,250.00	6123	5.4
	1,500.00	0010	12.0		1,275.00	1790	1.9
	1,500.00	1790	12.8		1,300.00	1780	5.1
	1,800.00	0010	1.8		1,300.00	6280	23.0
	1,800.00	1000	2.9		1,350.00	6280	13.4
	1,982.74	0010	15.0		1,375.00	1640	3.9
Wtd. Avg. Base & Total Tons	1,569.96		57.8		1,400.00	0010	6.2
Petite Verdot	1,300.00	1000	0.7		1,400.00	1240	11.0
	1,500.00	0010	0.8		1,400.00	1260	2.0
Wtd. Avg. Base & Total Tons	1,406.67		1.5		1,425.00	0230	4.0
Pinot Noir	796.59	1090	1.2		1,479.00	0010	1.0
	897.00	0840	0.7		1,500.00	0010	36.5
	1,100.00	0010	3.1		1,500.00	1240	35.5
					1,500.00	1260	12.5
					1,500.00	1630	7.2
					1,500.00	1770	5.6
					1,515.89	1580	5.0
					1,523.09	1720	3.4
					1,600.00	0010	1.8
					1,600.00	1790	14.2

TABLE 8: BASE PRICE PAID TO GROWERS FOR GRAPES CRUSHED AND DELIVERED TO CALIFORNIA PROCESSORS FROM THE 2000 CROP WITH BRX FACTORS AND PURCHASED TONNAGE, BY TYPE, VARIETY, REPORTING DISTRICT WHERE GROWN, AND WEIGHTED AVERAGE BASE PRICE.

District, Type, and Variety	Base Price Per Ton	Brix Factors	Tons
	Dollars	Code a/	

District, Type, and Variety	Base Price Per Ton	Brix Factors	Tons
	Dollars	Code a/	

DISTRICT 10 (Cont'd.)

Syrah * (Cont'd.)	1,788.87	0850	1.5
	1,800.00	0010	8.9
	1,882.29	0010	11.4
Wtd. Avg. Base & Total Tons	1,237.55		547.8
Tempranillo *	1,100.00	0010	1.9
	1,300.00	0010	33.6
Wtd. Avg. Base & Total Tons	1,289.30		35.5
Tinta Cao	1,000.00	0010	7.4
	1,000.00	0960	2.0
	1,100.00	0010	0.9
	1,200.00	1900	1.5
Wtd. Avg. Base & Total Tons	1,033.05		11.8
Touriga Nacional	850.00	0010	3.8
Wtd. Avg. Base & Total Tons	850.00		3.8
Zinfandel	125.00	0010	8.2
	350.00	0080	378.4
	460.00	1260	5.5
	500.00	0010	18.3
	500.00	0630	5.0
	500.00	1210	44.2
	550.00	0010	25.5
	600.00	0010	0.7
	600.00	0510	531.0
	695.00	0820	5.2
	700.00	0010	2.2
	711.29	1720	0.9
	750.00	1670	2.5
	782.00	0250	1.0
	800.00	1260	11.1
	800.00	1790	37.2
	831.00	1630	4.6
	840.00	0510	364.7
	850.00	0010	3.0
	850.00	1630	15.0
	850.00	1670	41.0
	850.00	1790	3.1
	850.00	5043	171.1
	850.00	5940	51.7
	874.47	0010	26.6
	900.00	0010	4.7
	900.00	1630	8.1
	900.00	1670	113.4
	900.00	1790	104.4
	900.00	5043	157.2
	936.00	0010	9.3
	936.30	0010	22.5
	950.00	0010	174.9
	950.00	1210	825.0
	950.00	1670	34.3
	950.00	1790	707.1
	975.00	1210	8.5
	1,000.00	0010	22.0
	1,000.00	1030	1.3
	1,000.00	1210	1.4
	1,000.00	1240	9.5
	1,000.00	1260	14.8
	1,000.00	1610	171.7
	1,000.00	1670	34.4
	1,035.00	0010	17.2
	1,050.00	1670	36.9
	1,100.00	0010	76.9
	1,100.00	1010	44.5
	1,100.00	1210	1.0
	1,100.00	1260	9.3
	1,100.00	1750	6.5
	1,100.00	6845	9.0
	1,150.00	1630	53.5
	1,170.00	1000	10.4
	1,200.00	0010	167.0

	1,200.00	1010	15.8
	1,200.00	1210	53.5
	1,200.00	1610	22.0
	1,200.00	1790	40.5
	1,200.00	1840	10.4
	1,244.09	1580	2.0
	1,250.00	0010	46.8
	1,250.00	1000	6.3
	1,250.00	1670	5.4
	1,295.00	1670	10.4
	1,300.00	0010	2.5
	1,300.00	1610	0.4
	1,300.00	1670	88.9
	1,300.00	1770	48.1
	1,300.00	1790	19.4
	1,300.00	5043	83.9
	1,311.70	0010	8.7
	1,350.00	0010	11.7
	1,350.00	0230	9.1
	1,350.00	1630	7.0
	1,357.19	1580	9.9
	1,386.28	0010	5.1
	1,400.00	0010	53.1
	1,400.00	1670	30.6
	1,400.00	5620	17.0
	1,446.00	1670	9.4
	1,471.64	0850	43.0
	1,500.00	0010	122.1
	1,500.00	1630	14.1
	1,500.00	1670	47.5
	1,500.00	1820	5.0
	1,600.00	0010	40.8
	1,600.00	1610	10.0
	1,600.00	1820	5.2
	1,625.76	5620	90.6
	1,700.00	1210	5.4
	1,800.00	0010	96.9
	1,800.00	0855	17.5
	2,000.00	0010	32.8
	2,000.00	1670	36.9
	2,727.19	0010	13.4
	3,600.00	0010	1.3
Wtd. Avg. Base & Total Tons	979.11		5,814.8
Other Red b/	125.00	1610	2.9
	500.00	1630	2.0
	695.00	0820	4.5
	900.00	1630	28.9
	950.00	0010	3.0
	1,000.00	6955	2.5
	1,100.00	0010	0.6
	1,250.00	0010	0.8
Wtd. Avg. Base & Total Tons	829.87		45.2

DISTRICT 11

TABLE GRAPES			
Flame Tokay	4.00	c/ 2030	1,798.3
	125.00	0010	1,325.3
	125.00	2310	1,218.6
	125.00	2580	530.7
	135.00	0010	16,699.4
	135.00	0080	261.3
	190.00	0080	3,312.2
	250.00	0010	1.0
Wtd. Avg. Base & Total Tons	141.49	d/	25,146.8

WINE GRAPES (WHITE)			
Burger *	4.00	c/ 2030	129.8
	100.00	0010	21.3
	125.00	0570	109.6
	125.00	2150	1,512.0
	175.00	0010	24.1
	175.00	2130	7,451.6

TABLE 8: BASE PRICE PAID TO GROWERS FOR GRAPES CRUSHED AND DELIVERED TO CALIFORNIA PROCESSORS FROM THE 2000 CROP WITH BRIX FACTORS AND PURCHASED TONNAGE, BY TYPE, VARIETY, REPORTING DISTRICT WHERE GROWN, AND WEIGHTED AVERAGE BASE PRICE.

District, Type, and Variety	Base Price Per Ton		Tons	District, Type, and Variety	Base Price Per Ton		Tons	
	Dollars	Brix Factors Code a/			Dollars	Brix Factors Code a/		
DISTRICT 11 (Cont'd.)								
Burger * (Cont'd.)	200.00	0010	28.5		688.23	5220	459.4	
	200.00	0320	2,131.2		688.23	6110	1,123.6	
	200.00	0324	471.7		700.00	4340	286.3	
					700.00	5043	1,145.7	
					721.04	0010	139.2	
					750.00	0010	211.6	
Wtd. Avg. Base & Total Tons	173.56	d/	11,879.8		750.00	1210	785.4	
					750.00	4340	341.0	
Chardonnay	3.00	c/	90.8		750.00	4900	1,298.1	
	4.00	c/	543.7		772.12	1120	53.2	
	4.50	c/	2,253.1		800.00	0010	6.0	
	125.00	0010	1,009.1		800.00	0990	82.6	
	125.00	6284	22.8		850.00	5350	226.9	
	125.00	6660	683.3		888.41	5043	390.1	
	135.00	0820	28.1		900.00	1210	96.3	
	200.00	0010	352.4		900.58	0010	187.1	
	200.00	0570	288.4		948.75	1000	34.5	
	200.00	1790	11.0		995.00	0010	217.6	
	250.00	0220	8,715.3		1,000.00	0010	29.7	
	283.69	4640	25.9		1,000.00	0990	154.4	
	286.95	4900	85.5		1,000.00	1210	110.2	
	300.00	0220	4,622.4					
	400.00	0010	12.3	Wtd. Avg. Base & Total Tons	540.81	d/	120,371.4	
	400.00	0190	1,123.3	Chenin Blanc	3.00	c/	2030	1,656.1
	400.00	0200	176.5		4.00	c/	2030	27.3
	400.00	1000	2.0		4.50	c/	2030	77.4
	400.00	1210	3.3		125.00	0570	188.3	
	400.00	3430	207.6		145.00	3270	2,401.2	
	400.00	4640	2,033.0		300.00	3270	716.5	
	400.00	4660	843.1		315.00	0140	68.2	
	400.00	5680	1,535.0		315.00	0182	167.3	
	425.00	0190	319.0		515.00	1110	99.0	
	450.00	0190	625.9		540.00	1000	1.5	
	500.00	0160	178.3	Wtd. Avg. Base & Total Tons	195.67	d/	5,402.8	
	500.00	0190	587.9	French Colombard	4.00	c/	2030	913.6
	500.00	0200	1,436.3		100.00	0010	612.4	
	500.00	1210	411.1		115.00	0980	400.7	
	500.00	3460	512.5		125.00	0530	221.3	
	500.00	4480	2,896.0		145.00	3740	4,521.4	
	500.00	4900	359.6		155.00	0010	866.7	
	500.00	5160	58.6		213.60	3460	182.5	
	500.00	5240	104.7		225.00	3730	682.4	
	525.00	0010	752.4		236.34	0510	372.5	
	525.00	0210	1,066.9		238.48	0510	286.2	
	525.00	3730	259.7		250.00	3740	1,017.4	
	525.00	4040	360.7		265.00	0190	446.8	
	525.00	4250	3,208.7		275.00	3740	536.6	
	525.00	4270	544.6		300.00	3970	227.0	
	525.00	4430	2,507.3	Wtd. Avg. Base & Total Tons	179.50	d/	11,287.5	
	525.00	4450	362.2	Gewurztraminer	475.00		1210	21.8
	525.00	4640	3,489.0	Wtd. Avg. Base & Total Tons	475.00			21.8
	525.00	4670	180.1	Gray Riesling *	200.00		0010	46.3
	525.00	5180	2,553.5	Wtd. Avg. Base & Total Tons	200.00			46.3
	525.00	5660	14,616.8	Malvasia Bianca *	275.00		0010	2,991.6
	550.00	0010	171.3	Wtd. Avg. Base & Total Tons	275.00			2,991.6
	550.00	4660	3,608.4	Muscat Blanc *	450.00		0010	140.8
	575.00	0220	797.6		600.00		3860	83.6
	600.00	0010	72.7	Wtd. Avg. Base & Total Tons	505.88			224.4
	600.00	0100	87.0	Muscat Orange	600.00		3860	178.2
	600.00	1210	24.0	Wtd. Avg. Base & Total Tons	700.00			25.0
	600.00	3430	870.7	Pinot Gris *	300.00		0160	427.2
	600.00	4640	785.3		525.00		5180	209.6
	600.00	4660	215.0		643.16		1210	50.5
	600.00	4670	1,102.0					
	600.00	4900	645.7					
	600.00	5240	195.0					
	607.46	0010	4,846.7					
	607.46	4860	550.9					
	607.46	5240	1,880.5					
	610.00	0980	111.1					
	650.00	1210	2,855.8					
	650.00	4250	2,880.0					
	650.00	4340	23,087.7					
	650.00	4640	3,087.4					
	650.00	5220	212.3					
	666.00	0010	6.0					
	667.17	0010	444.1					
	667.17	4640	2,158.9					
	688.23	0010	236.7					

TABLE 8: BASE PRICE PAID TO GROWERS FOR GRAPES CRUSHED AND DELIVERED TO CALIFORNIA PROCESSORS FROM THE 2000 CROP WITH BRIX FACTORS AND PURCHASED TONNAGE, BY TYPE, VARIETY, REPORTING DISTRICT WHERE GROWN, AND WEIGHTED AVERAGE BASE PRICE.

District, Type, and Variety	Base Price Per Ton	Brix Factors	Tons	District, Type, and Variety	Base Price Per Ton	Brix Factors	Tons	
	Dollars	Code a/			Dollars	Code a/		
DISTRICT 11 (Cont'd.)					525.00	4080	194.9	
Pinot Gris * (Cont'd.)	700.00	0010	77.7		560.00	0010	41.7	
	770.00	0010	62.2		700.00	0960	2.1	
	900.00	5350	14.7		825.00	0010	27.1	
					850.00	0850	27.1	
					900.00	0010	33.2	
Wtd. Avg. Base & Total Tons	458.72		841.9		1,000.00	0010	18.1	
					1,000.00	0780	3.4	
Sauvignon Blanc	300.00	0190	1,025.4		1,000.00	1210	2.9	
	300.00	1210	401.9					
	300.00	4625	144.8	Wtd. Avg. Base & Total Tons	615.04		475.4	
	475.00	1110	281.2					
	500.00	0010	35.8	Alvarelhao	500.00	1290	7.0	
	500.00	0200	236.8		700.00	0010	2.4	
	500.00	3520	2,940.3		750.00	0010	5.7	
	500.00	4300	118.7					
	500.00	4670	18.1	Wtd. Avg. Base & Total Tons	626.16		15.1	
	522.43	2840	582.0					
	550.00	1210	520.4	Barbera	250.00	0570	105.6	
	569.21	3551	1,962.4		400.00	4660	308.1	
	581.56	0010	68.8		650.00	1410	63.3	
	581.56	4640	23.8		700.00	5940	559.7	
	600.00	0010	134.8		800.00	0010	36.8	
600.00	3554	120.2		800.00	5940	5.0		
600.00	3556	6,988.6		850.00	6482	21.5		
600.00	3558	369.9		900.00	0250	5.0		
700.00	0800	101.8		900.00	1670	3.3		
700.00	5210	91.3		1,200.00	0010	7.3		
750.00	0010	54.4		1,200.00	1610	18.5		
750.00	1210	1,008.3						
775.00	1280	95.0	Wtd. Avg. Base & Total Tons	593.18		1,134.1		
800.00	0010	14.4						
850.00	0010	10.0	Cabernet Franc	300.00	0220	1,070.2		
902.55	0010	239.6		500.00	4640	748.7		
				700.00	0010	266.4		
Wtd. Avg. Base & Total Tons	560.10		17,588.7		824.35	5350	655.4	
					900.00	6110	85.8	
Semillon	4.00	c/ 2030	26.6		950.00	0010	51.0	
	100.00	0010	38.9	Wtd. Avg. Base & Total Tons	537.91		2,877.5	
	250.00	1040	1.9					
	428.55	0010	409.6	Cabernet Sauvignon	3.00	c/ 2030	881.1	
	500.00	3340	1,735.2		25.00	0010	98.9	
					75.00	0010	31.7	
Wtd. Avg. Base & Total Tons	479.27	d/	2,212.2		100.00	1240	2.0	
					150.00	0980	12.9	
Symphony	290.00	0010	223.5		212.00	1610	0.6	
	350.00	3250	78.1		250.00	0230	38.3	
	400.00	0010	208.8		250.00	1720	233.5	
					250.00	6284	273.1	
Wtd. Avg. Base & Total Tons	344.18		510.4		263.00	0010	278.0	
					275.00	0010	21.7	
Viognier	300.00	0190	563.7		300.00	0220	7,959.1	
	500.00	1790	4.0		300.00	5043	878.9	
	650.00	0010	538.6		300.00	5600	263.5	
	700.00	1998	1.0		300.00	6280	447.4	
	750.00	0010	9.0		300.00	6284	253.2	
	900.00	0010	5.1		325.00	0010	179.3	
	900.00	1000	17.6		350.00	4660	472.7	
	900.00	1610	26.5		350.00	5680	1,091.1	
	900.00	1630	29.4		400.00	0010	86.7	
	1,000.00	0010	6.5		400.00	0190	245.8	
	1,000.00	1040	14.3		400.00	0210	343.8	
	1,000.00	1240	7.3		400.00	1240	48.0	
	1,000.00	1260	5.7		400.00	4640	525.2	
	1,000.00	1610	5.5		425.00	0190	294.6	
	1,000.00	1630	9.9		450.00	0210	933.4	
	1,000.00	1670	5.5		475.00	5660	13,203.6	
	1,000.00	1993	2.0		480.00	4660	105.0	
	1,100.00	1260	1.5		500.00	0010	106.6	
	1,150.00	1240	12.0		500.00	0190	1,468.3	
	1,185.00	0010	0.5		500.00	0200	328.5	
	1,200.00	1830	14.5		500.00	0210	2,970.3	
	1,575.00	0010	11.9		500.00	1210	302.1	
					500.00	1450	27.5	
	Wtd. Avg. Base & Total Tons	548.20		1,292.0		500.00	4610	55.8
						500.00	4640	4,127.7
						500.00	4660	3,424.3
						500.00	4670	120.4
	WINE GRAPES (RED)							
	Alicante Bouschet	525.00	0010	124.9				

TABLE 8: BASE PRICE PAID TO GROWERS FOR GRAPES CRUSHED AND DELIVERED TO CALIFORNIA PROCESSORS FROM THE 2000 CROP WITH BRIX FACTORS AND PURCHASED TONNAGE, BY TYPE, VARIETY, REPORTING DISTRICT WHERE GROWN, AND WEIGHTED AVERAGE BASE PRICE.

District, Type, and Variety	Base Price Per Ton	Brix Factors	Tons	District, Type, and Variety	Base Price Per Ton	Brix Factors	Tons
	Dollars	Code a/			Dollars	Code a/	
DISTRICT 11 (Cont'd.)							
Cabernet Sauvignon (Cont'd.)	500.00	5160	818.7		393.00	1670	12.9
	500.00	5240	633.7		400.00	1240	47.1
	500.00	5620	867.2		400.00	4660	1,601.6
	500.00	5630	142.8		450.00	0010	213.4
	500.00	5670	190.7		475.00	0010	105.3
	500.00	6080	752.7		475.00	5210	287.7
	540.00	0190	1,147.2		500.00	5043	507.7
	550.00	0010	573.9		525.00	1670	29.6
	550.00	0190	126.4		540.00	0010	20.7
	550.00	0200	143.2		550.00	1240	19.7
	550.00	0210	912.7		585.00	0010	20.3
	550.00	5660	1,542.4		600.00	0010	3.0
	575.00	0010	229.8		600.00	1650	7.9
	575.00	0210	95.5		600.00	5940	133.5
	590.06	0010	94.3		750.00	0010	109.5
	600.00	4640	1,510.9		750.00	1610	4.8
	600.00	5043	210.6		800.00	0010	12.4
	600.00	5605	23.3		800.00	1000	7.2
	600.00	5620	88.6		800.00	1240	128.8
	600.00	6110	35.6		825.00	1757	24.7
	628.04	0010	1,051.0		850.00	0010	6.3
	628.04	3460	3,510.4		850.00	1790	10.3
	650.00	1210	6,384.5		875.00	0010	4.5
	650.00	4640	431.1		900.00	0010	44.4
	650.00	5940	448.7		900.00	1240	5.0
	696.88	1140	929.0		1,200.00	0010	0.5
	696.88	3730	1,210.2	Wtd. Avg. Base & Total Tons	331.05		8,231.0
	696.88	4640	2,233.0	Dolcetto	1,100.00	0010	27.9
	714.65	5350	343.4	Wtd. Avg. Base & Total Tons	1,100.00		27.9
	725.00	5043	278.7				
	750.00	0010	902.7	Gamay *	349.51	3010	548.3
	750.00	1210	694.9		450.00	0660	5.0
	750.00	4640	792.0	Wtd. Avg. Base & Total Tons	350.42		553.3
	750.00	5160	2,369.5				
	750.00	5940	16,281.8	Grenache	160.00	0570	167.7
	754.93	5940	303.4		700.00	1260	4.8
	795.00	0010	110.3	Wtd. Avg. Base & Total Tons	175.03		172.5
	800.00	0010	509.6				
	800.00	1370	65.4	Malbec	300.00	0220	244.1
	800.00	1610	207.2		600.00	4640	100.2
	800.00	5160	485.3	Wtd. Avg. Base & Total Tons	700.00	5940	523.8
	800.00	5255	433.7				
	800.00	6110	361.7				
	801.41	1260	105.7	Wtd. Avg. Base & Total Tons	575.98		868.1
	825.00	1240	38.9				
	832.61	0010	241.4	Mataro *	800.00	1630	7.0
	850.00	1610	156.2	Wtd. Avg. Base & Total Tons	800.00		7.0
	850.00	5350	250.4				
	850.00	5940	1,196.0	Merlot	75.00	0570	88.3
	850.00	6110	631.2		125.00	6825	97.3
	850.00	6123	21.6		200.00	0010	135.6
	900.00	0010	16.2		250.00	0220	8,522.4
	900.00	1260	1.0		250.00	1720	649.2
	1,000.00	0010	57.9		292.00	0010	394.1
	1,000.00	1610	21.4		300.00	0220	674.9
	1,050.00	1210	49.0		300.00	1720	136.7
	1,100.00	5620	22.8		300.00	4640	101.3
	1,100.00	6110	983.0		350.00	0980	122.5
	1,150.00	1610	43.2		400.00	0190	308.9
	1,208.00	1150	156.8		400.00	1210	197.7
	1,250.00	1210	40.4		400.00	4640	178.6
	1,400.00	1240	11.6		416.00	1610	3.0
Wtd. Avg. Base & Total Tons	581.82	d/	96,657.0		450.00	5660	1,290.8
					500.00	0190	1,246.4
Carignane	150.00	0570	135.7		500.00	0210	3,489.7
	185.00	0010	7.7		500.00	1210	1,993.5
	185.00	4660	1,916.0		500.00	1630	11.8
	225.00	0010	16.0		500.00	4900	101.7
	225.00	5240	1,464.2		500.00	4990	410.7
	250.00	0010	14.0		500.00	5160	988.7
	250.00	4640	292.4		500.00	6825	285.0
	275.00	0980	70.4		550.00	0010	914.9
	300.00	5240	736.9		550.00	0210	444.2
	350.00	1000	14.8		550.00	1210	305.7
	350.00	1260	13.0				
	351.88	3460	181.1				

TABLE 8: BASE PRICE PAID TO GROWERS FOR GRAPES CRUSHED AND DELIVERED TO CALIFORNIA PROCESSORS FROM THE 2000 CROP WITH BRIX FACTORS AND PURCHASED TONNAGE, BY TYPE, VARIETY, REPORTING DISTRICT WHERE GROWN, AND WEIGHTED AVERAGE BASE PRICE.

District, Type, and Variety	Base Price Per Ton	Brix Factors	Tons	District, Type, and Variety	Base Price Per Ton	Brix Factors	Tons
	Dollars	Code a/			Dollars	Code a/	
DISTRICT 11 (Cont'd.)							
Merlot (Cont'd.)	550.00	4670	5,953.0		1,100.00	1610	44.1
	550.00	5620	1,614.9		1,193.00	0010	18.3
	550.00	5660	6,952.5		1,200.00	0010	3.8
	550.00	5670	977.5		1,200.00	0850	24.6
	575.00	0010	465.1	Wtd. Avg. Base & Total Tons	591.52		3,279.9
	599.95	5240	3,300.8	Petite Verdot	300.00	0220	175.7
	600.00	4640	1,548.4		700.00	5940	4.8
	600.00	5160	287.3	Wtd. Avg. Base & Total Tons	310.64		180.5
	600.00	5620	219.8	Pinot Noir	300.00	0220	499.7
	650.00	1210	1,434.2		500.00	4640	292.1
	650.00	1630	3.9		500.00	4670	51.2
	650.00	4640	1,721.4		500.00	5180	196.1
	650.00	6110	327.6		1,050.00	0010	7.0
	662.74	3730	292.5		1,200.00	1040	12.2
	662.74	4640	472.4		1,267.00	0010	1.0
	690.17	6110	1,912.8	Wtd. Avg. Base & Total Tons	418.08		1,059.3
	700.00	1000	81.1	Primitivo	300.00	0210	325.4
	700.00	1210	984.7				
	700.00	5043	1,641.5	Wtd. Avg. Base & Total Tons	300.00		325.4
	700.00	5255	334.7	Refosco *	300.00	0220	257.3
	700.00	5940	10,081.5				
	710.00	0820	19.5	Wtd. Avg. Base & Total Tons	300.00		257.3
	725.00	0010	320.9	Rubired	9.00	c/ 2030	23.5
	739.47	5043	76.6		175.00	0190	247.4
	748.76	0010	97.7		350.00	0980	132.7
	749.18	5940	347.7	Wtd. Avg. Base & Total Tons	236.10	d/	403.6
	750.00	5160	409.6	Sangiovese *	3.00	c/ 2030	57.7
	757.21	5043	201.6		90.00	0010	202.6
	765.63	5043	279.3		300.00	0220	939.0
	766.20	1240	17.1		500.00	5272	59.2
	800.00	0010	160.5		500.00	5620	193.9
	800.00	1610	94.6		600.00	6915	1,437.3
	800.00	5043	708.2		650.00	0010	152.6
	800.00	5620	597.2		696.88	1140	203.1
	800.00	5940	1,042.0		700.00	5940	488.2
	850.00	0010	249.1		850.00	0010	4.8
	900.00	0010	344.2	Wtd. Avg. Base & Total Tons	1,300.00	0010	5.4
	900.00	1640	24.4				
	900.00	6110	278.4	Wtd. Avg. Base & Total Tons	510.68	d/	3,743.8
	930.00	0010	229.2	Souzao	600.00	1290	10.0
	1,000.00	0010	54.7		700.00	5940	3.6
	1,000.00	1000	44.9		750.00	0010	7.4
	1,047.90	0010	194.1	Wtd. Avg. Base & Total Tons	670.00		21.0
	1,100.00	5620	25.1	Syrah *	150.00	5715	418.5
	1,105.00	5870	429.8		300.00	4640	42.5
	1,105.00	6110	0.6		400.00	0210	637.7
	1,138.00	1130	123.0		400.00	1670	2.3
	1,200.00	0010	10.8		400.00	4640	169.0
	1,200.00	1640	20.6		400.00	5660	55.9
	1,400.00	1000	38.1		415.00	1210	126.1
	1,400.00	1240	21.1		450.00	1610	22.0
	1,606.00	0010	15.0		500.00	0190	324.6
Wtd. Avg. Base & Total Tons	564.22		70,176.8		500.00	5620	614.0
Muscat Hamburg	600.00	1974	5.0		500.00	6825	206.3
Wtd. Avg. Base & Total Tons	600.00		5.0		550.00	6110	331.3
Petite Sirah	200.00	0570	67.5		600.00	0010	255.9
	300.00	0220	744.5		600.00	1638	113.2
	500.00	0010	237.3		600.00	6110	532.7
	600.00	4640	788.3		600.00	6280	28.3
	649.10	3730	550.5		650.00	0010	240.9
	700.00	4950	222.3		650.00	1210	1,694.3
	718.81	6110	259.6		650.00	4640	346.0
	800.00	0010	10.3		696.88	1140	172.5
	800.00	1240	0.6		700.00	0010	1,858.3
	800.00	1260	1.0		700.00	1260	13.6
	850.00	1410	18.8		750.00	0010	95.2
	895.00	1710	42.3				
	900.00	0010	74.1				
	925.00	0010	4.6				
	1,000.00	0010	66.2				
	1,015.00	1610	47.7				
	1,050.00	1260	1.9				
	1,100.00	1240	51.6				

TABLE 8: BASE PRICE PAID TO GROWERS FOR GRAPES CRUSHED AND DELIVERED TO CALIFORNIA PROCESSORS FROM THE 2000 CROP WITH BRIX FACTORS AND PURCHASED TONNAGE, BY TYPE, VARIETY, REPORTING DISTRICT WHERE GROWN, AND WEIGHTED AVERAGE BASE PRICE.

District, Type, and Variety	Base Price Per Ton	Brix Factors	Tons	District, Type, and Variety	Base Price Per Ton	Brix Factors	Tons
	Dollars	Code a/			Dollars	Code a/	
DISTRICT 11 (Cont'd.)							
Syrah * (Cont'd.)	750.00	4820	170.0		300.00	2530	666.8
	800.00	0010	6.6		300.00	2580	2,621.2
	800.00	5990	135.7		300.00	2630	1,149.2
	800.00	6110	63.8		311.71	2580	2,688.4
	800.00	6280	53.2		325.00	0010	66.1
	807.00	5620	36.5		325.00	2530	193.1
	807.11	6110	385.8		325.00	2580	291.8
	825.00	1040	21.4		350.00	0010	4,795.1
	850.00	0010	178.2		350.00	0060	1,241.0
	850.00	1690	114.5		350.00	0070	563.1
	850.00	6482	94.0		350.00	0080	190.8
	900.00	0010	102.1		350.00	0090	746.6
	900.00	5395	145.4		350.00	0100	227.6
	925.00	1720	49.8		350.00	0110	414.5
	1,000.00	0010	53.4		350.00	0460	77.3
	1,000.00	1130	117.9		350.00	0493	325.7
	1,000.00	1790	11.5		350.00	0496	800.9
	1,065.00	0010	148.4		350.00	0510	28,732.5
	1,100.00	0010	25.6		350.00	0520	98.8
	1,100.00	1630	82.1		350.00	0525	694.4
	1,100.00	1640	11.1		350.00	2260	251.7
	1,100.00	1790	32.5		350.00	2460	388.0
	1,125.00	0010	4.0		350.00	2480	377.8
	1,175.00	0010	10.8		350.00	2555	270.3
	1,200.00	0010	85.0		350.00	2580	436.4
	1,200.00	1610	9.9		350.00	2590	851.1
	1,200.00	1770	111.7		350.00	2630	8,831.3
	1,208.00	1130	31.2		350.00	2655	841.8
	1,240.00	1610	18.8		350.00	2710	75.8
	1,400.00	1240	24.7		350.00	2925	321.5
					375.00	0460	390.6
					375.00	0510	144.9
					390.00	0110	91.8
Wtd. Avg. Base & Total Tons	652.46		10,636.7		400.00	0010	435.3
					400.00	0110	16,819.8
Tannat	300.00	0220	181.8		400.00	0510	713.4
	800.00	1630	0.6		400.00	2300	1,930.7
					400.00	2460	317.0
Wtd. Avg. Base & Total Tons	301.64		182.4		400.00	2500	3,820.4
					400.00	4660	133.5
Tinta Cao	500.00	1290	8.0		400.00	6090	605.4
	750.00	0010	1.6		400.00	6915	553.1
					401.00	0010	262.8
Wtd. Avg. Base & Total Tons	541.67		9.6		401.00	0510	2,243.6
					401.00	2655	173.7
Touriga	500.00	1290	8.0		425.00	0010	33.0
					434.99	2580	5,455.2
Wtd. Avg. Base & Total Tons	500.00		8.0		450.00	0080	370.5
					450.00	0090	314.7
Touriga Nacional	700.00	0010	5.1		450.00	0980	857.6
	750.00	0010	25.1		450.00	5630	482.2
	800.00	1260	1.9		484.71	0010	263.1
					484.71	0510	5,574.9
Wtd. Avg. Base & Total Tons	745.02		32.1		484.71	2260	182.3
					500.00	0010	661.8
Trousseau	700.00	0010	2.1		500.00	0210	1,574.2
	750.00	0010	5.7		500.00	2740	3,061.2
					500.00	2760	1,719.9
Wtd. Avg. Base & Total Tons	736.54		7.8		500.00	2765	185.9
					500.00	2770	871.5
Verdelho	800.00	1210	6.7		500.00	4660	3,772.4
					500.00	5043	95.4
Wtd. Avg. Base & Total Tons	800.00		6.7		500.00	5160	574.3
					500.00	6825	163.0
Zinfandel	4.00	c/ 2030	638.5		542.87	0010	146.8
	150.00	0010	605.9		600.00	0010	668.6
	200.00	0010	222.4		600.00	0940	977.8
	200.00	0110	382.2		600.00	2530	227.3
	250.00	0010	867.0		600.00	4640	1,373.7
	250.00	0510	2,190.7		600.00	4660	4,835.1
	300.00	0010	132.2		600.00	5160	172.8
	300.00	0060	849.9		620.00	0100	29.5
	300.00	0110	2,625.5		630.71	0240	486.5
	300.00	0120	49.1		650.00	0010	363.3
	300.00	0130	2,869.6		650.00	1030	2.0
	300.00	0400	536.0		650.00	1240	3.5
	300.00	0510	707.4		650.00	1790	6.0
	300.00	1290	15.0		696.88	1140	349.3
	300.00	2310	909.6		700.00	0010	76.9

TABLE 8: BASE PRICE PAID TO GROWERS FOR GRAPES CRUSHED AND DELIVERED TO CALIFORNIA PROCESSORS FROM THE 2000 CROP WITH BRIX FACTORS AND PURCHASED TONNAGE, BY TYPE, VARIETY, REPORTING DISTRICT WHERE GROWN, AND WEIGHTED AVERAGE BASE PRICE.

District, Type, and Variety	Base Price Per Ton	Brix Factors	Tons
	Dollars	Code a/	

District, Type, and Variety	Base Price Per Ton	Brix Factors	Tons
	Dollars	Code a/	

DISTRICT 11 (Cont'd.)

Zinfandel (Cont'd.)	700.00	1210	104.0
	700.00	1240	25.0
	700.00	1630	8.9
	700.00	6830	186.9
	725.00	1290	33.5
	750.00	0010	492.4
	750.00	1290	14.0
	750.00	1410	49.0
	750.00	1630	57.7
	750.00	5210	1,049.8
	750.00	5440	184.4
	750.00	5940	5,363.7
	800.00	0010	22.8
	800.00	1410	57.6
	800.00	1790	68.9
	800.00	4640	826.6
	800.00	4660	3,674.8
	820.00	1410	83.0
	850.00	0010	568.5
	850.00	1280	56.4
	850.00	5940	64.0
	875.00	1290	81.7
	900.00	0010	1,018.6
	900.00	1210	50.5
	900.00	1790	244.4
	950.00	0010	155.0
	950.00	1580	121.0
	950.00	1790	97.0
	985.00	1610	20.5
	990.00	1670	15.5
	1,000.00	0010	911.2
	1,000.00	1260	21.0
	1,000.00	1290	28.1
	1,000.00	1410	48.3
	1,000.00	1590	33.5
	1,000.00	1610	33.4
	1,000.00	1770	21.3
	1,000.00	1790	13.9
	1,010.00	0010	350.5
	1,100.00	0010	245.4
	1,100.00	1290	44.2
	1,100.00	1770	31.7
	1,150.00	0010	18.7
	1,150.00	1240	48.1
	1,200.00	0010	88.8
	1,200.00	1610	5.2
	1,200.00	1630	18.9
	1,200.00	1770	12.5
	1,200.00	1825	16.7
	1,250.00	0010	7.3
	1,400.00	1610	62.2
	1,400.00	1650	7.3
	2,818.92	0010	6.9
Wtd. Avg. Base & Total Tons	440.94	d/	154,271.0
Other Red b/	1,000.00	0010	17.6
Wtd. Avg. Base & Total Tons	1,000.00		17.6

DISTRICT 12

RAISIN GRAPES

Thompson Seedless	4.00	c/	2030	787.5
	90.00		0010	29.3
	95.00		0160	192.7
	125.00		3225	315.0
	125.00		3230	912.6
	125.00		3250	164.8
	125.00		3460	284.2
	150.00		3460	2,245.1
	250.00		0570	553.9
Wtd. Avg. Base & Total Tons	150.24	d/		5,485.1

WINE GRAPES (WHITE)

Burger *	4.00	c/	2030	94.2
	175.00		0080	739.6
	200.00		2240	96.0
	200.00		2280	834.4
Wtd. Avg. Base & Total Tons	188.93	d/		1,764.2
Chardonnay	4.00	c/	2030	118.3
	125.00		0010	1,966.8
	125.00		5600	1,446.7
	125.00		6680	1,388.0
	155.00		0010	2,296.1
	200.00		0010	77.7
	250.00		0220	6,862.4
	300.00		0220	918.0
	300.00		4660	786.9
	300.00		4680	62.6
	300.00		5660	1,233.7
	350.00		0010	85.4
	400.00		0010	24.0
	400.00		0190	788.0
	400.00		0200	266.8
	400.00		0220	2,898.4
	400.00		4660	2,634.4
	400.00		5660	113.1
	425.00		3730	516.5
	450.00		1240	4.1
	450.00		4250	1,988.4
	450.00		4640	554.8
	450.00		4660	3,652.8
	450.00		5180	195.5
	500.00		0140	354.9
	500.00		0190	2,281.2
	500.00		4480	367.6
	500.00		4640	146.1
	500.00		4660	1,458.2
	500.00		6680	489.2
	508.36		4640	806.0
	508.91		1240	77.2
	525.00		0220	1,188.4
	550.00		0010	18.1
	625.00		0980	118.4
	750.00		0010	22.7
	800.00		5260	224.7
Wtd. Avg. Base & Total Tons	347.32	d/		38,432.1
Chenin Blanc	95.00		0010	350.3
	100.00		0010	232.6
	123.93		3010	1,723.9
	125.00		0570	121.0
	145.00		3270	740.7
	165.00		3710	208.9
	170.00		3010	923.4
	175.00		0010	659.6
	175.00		3715	1,641.6
	200.00		0010	103.5
	200.00		3270	571.6
	250.00		0140	5,180.5
	275.00		3220	2,766.8
	300.00		3270	511.6
Wtd. Avg. Base & Total Tons	211.70			15,736.0
French Colombard	4.00	c/	2030	580.2
	90.00		0010	334.0
	90.00		3030	273.4
	100.00		0010	1,616.8
	110.00		0010	2,772.7
	115.00		0980	371.0
	125.00		2620	216.2
	125.00		3030	565.5
	125.00		3250	288.4
	125.00		3460	745.4
	135.00		0010	5,222.7
	140.00		3250	524.7
	145.00		3740	5,201.4

TABLE 8: BASE PRICE PAID TO GROWERS FOR GRAPES CRUSHED AND DELIVERED TO CALIFORNIA PROCESSORS FROM THE 2000 CROP WITH BRIX FACTORS AND PURCHASED TONNAGE, BY TYPE, VARIETY, REPORTING DISTRICT WHERE GROWN, AND WEIGHTED AVERAGE BASE PRICE.

District, Type, and Variety	Base Price Per Ton	Brix Factors	Tons	District, Type, and Variety	Base Price Per Ton	Brix Factors	Tons
	Dollars	Code a/			Dollars	Code a/	
DISTRICT 12 (Cont'd.)							
French Colombard (Cont'd.)	150.00	2910	680.3	Wtd. Avg. Base & Total Tons	267.88	d/	3,330.3
	150.00	3460	1,782.4	Cabernet Franc	600.00	1000	25.2
	155.00	0010	114.6	Wtd. Avg. Base & Total Tons	600.00		25.2
	174.43	3460	15,049.5	Cabernet Sauvignon	3.00	c/ 2030	125.0
	175.00	0010	141.2		3.00	c/ 2075	153.6
	175.00	3030	4,995.9		100.00	6915	251.7
	185.00	3740	3,078.2		150.00	0010	298.6
	200.00	3740	3,381.5		150.00	0980	32.7
	275.00	0010	392.8		155.00	0010	6,948.1
Wtd. Avg. Base & Total Tons	158.93	d/	48,328.8		250.00	1720	97.9
Malvasia Bianca *	275.00	0010	3,547.2		300.00	0220	3,258.5
Wtd. Avg. Base & Total Tons	275.00		3,547.2		300.00	1260	0.8
Muscat Blanc *	200.00	0010	29.6		300.00	4660	423.7
Wtd. Avg. Base & Total Tons	200.00		29.6		300.00	5660	791.7
Muscat Orange	550.00	3860	124.4		350.00	4660	1,310.7
Wtd. Avg. Base & Total Tons	550.00		124.4		350.00	5660	493.3
Pinot Gris *	300.00	0160	444.5		361.88	0010	118.5
	400.00	0230	93.8		400.00	0190	592.8
	450.00	4250	387.4		400.00	0210	89.4
Wtd. Avg. Base & Total Tons	372.91		925.7		400.00	3730	198.6
Sauvignon Blanc	125.00	0190	188.8		400.00	4640	1,461.5
	175.00	3710	155.9		400.00	4660	602.0
	200.00	1240	78.8		450.00	4660	140.0
	300.00	0570	50.5		500.00	0200	378.2
	350.00	0010	240.2		500.00	0210	61.6
	450.00	3520	4,008.0		575.00	0190	168.1
	585.00	3552	1,051.0		589.07	1210	431.0
Wtd. Avg. Base & Total Tons	447.64		5,773.2		589.07	4640	721.8
Semillon	450.00	3340	1,140.0		590.06	0010	265.8
	500.00	3730	161.7		598.44	0220	1,344.2
Wtd. Avg. Base & Total Tons	456.21		1,301.7		600.00	6915	1,115.8
Symphony	450.00	3489	138.6		700.00	5240	583.1
Wtd. Avg. Base & Total Tons	450.00		138.6		900.00	0010	24.9
Viognier	526.62	1280	20.0		950.00	0010	66.1
	625.00	4340	123.5		1,150.00	1150	242.5
Wtd. Avg. Base & Total Tons	611.29		143.5	Wtd. Avg. Base & Total Tons	347.89	d/	22,792.2
Other White b/	4.00	c/ 2030	25.2	Carignane	145.00	4610	231.2
	50.00	0570	27.6		165.00	0010	75.3
	88.00	0010	46.2		165.00	5240	61.5
Wtd. Avg. Base & Total Tons	73.79	d/	99.0		175.00	2910	670.3
WINE GRAPES (RED)					225.00	0010	234.0
Alicante Bouschet	1,200.00	0010	47.0		250.00	6280	1,678.2
	1,475.00	1630	6.5		275.00	5240	1,090.0
Wtd. Avg. Base & Total Tons	1,233.41		53.5		300.00	4610	55.1
Barbera	3.00	c/ 2030	37.3		325.00	1300	233.3
	3.00	c/ 2070	1,097.7		325.00	4610	2,354.1
	4.00	c/ 2030	81.6	Wtd. Avg. Base & Total Tons	269.76		6,683.0
	87.80	0294	186.3	Grenache	4.00	c/ 2030	321.6
	150.00	5240	89.9		100.00	0010	222.8
	155.00	0010	867.9		100.00	1240	0.5
	300.00	5600	269.9		130.00	2620	628.5
	450.00	4640	677.7		135.00	0010	1,000.0
	600.00	0010	11.1		135.00	0700	62.0
	850.00	6482	10.9		150.00	0570	187.0
					160.00	0010	49.8
					160.00	0700	3,136.7
					165.00	2620	4,184.0
					175.00	0700	360.0
					175.00	2910	1.1
					180.00	0010	187.6
					185.00	0700	162.7
					200.00	0700	1,810.5
					225.00	0700	105.1
					250.00	0010	387.6
					250.00	0700	926.7
					295.00	0010	127.3
					332.00	0240	218.2
				Wtd. Avg. Base & Total Tons	176.41	d/	14,079.7

TABLE 8: BASE PRICE PAID TO GROWERS FOR GRAPES CRUSHED AND DELIVERED TO CALIFORNIA PROCESSORS FROM THE 2000 CROP WITH BRIX FACTORS AND PURCHASED TONNAGE, BY TYPE, VARIETY, REPORTING DISTRICT WHERE GROWN, AND WEIGHTED AVERAGE BASE PRICE.

District, Type, and Variety	Base Price Per Ton	Brix Factors	Tons
	Dollars	Code a/	

District, Type, and Variety	Base Price Per Ton	Brix Factors	Tons
	Dollars	Code a/	

DISTRICT 12 (Cont'd.)

	3.00	c/	2070	19.2
Merlot				
	4.00	c/	2030	6.5
	125.00		0010	205.4
	125.00		6825	130.1
	150.00		4610	479.9
	155.00		0010	1,824.0
	200.00		0010	1,104.4
	250.00		0220	6,067.4
	250.00		1720	165.5
	300.00		5240	135.7
	300.00		5660	928.4
	350.00		1720	111.7
	450.00		0190	94.4
	450.00		0230	783.3
	450.00		5660	4,011.8
	450.00		6080	86.7
	500.00		0210	231.3
	500.00		4610	314.6
	520.00		1120	734.0
	541.48		4640	130.1
	575.00		0220	293.3
	575.00		0230	104.3
	581.37		0220	1,351.0
	600.00		0010	10.7
	600.00		0210	932.5
	600.00		0820	57.6
	675.00		1610	278.9
Wtd. Avg. Base & Total Tons	355.00	d/		20,592.7
Mission				
	3.00	c/	2030	148.3
	125.00		0570	30.4
	125.00		4610	138.7
	175.00		0010	25.1
	175.00		2910	1.9
	175.00		4610	1,327.2
Wtd. Avg. Base & Total Tons	169.45	d/		1,671.6
Muscat Hamburg				
	550.00		0010	67.9
	550.00		0250	48.1
Wtd. Avg. Base & Total Tons	550.00			116.0
Petite Sirah				
	3.00	c/	2030	125.1
	600.00		4610	302.0
	649.00		1240	84.9
	900.00		1892	9.0
Wtd. Avg. Base & Total Tons	617.33	d/		521.0
Pinot Noir				
	300.00		0220	584.3
	400.00		4640	103.2
	450.00		4640	288.4
Wtd. Avg. Base & Total Tons	354.90			975.9
Primitivo				
	600.00		0010	5.7
Wtd. Avg. Base & Total Tons	600.00			5.7
Royalty				
	250.00		0010	71.3
Wtd. Avg. Base & Total Tons	250.00			71.3
Rubired				
	100.00		0210	665.3
	150.00		4610	272.7
	175.00		0190	690.9
	235.00		5240	1,114.2
	250.00		0010	5,466.0
	350.00		6680	170.9
	375.00		4640	81.9
	400.00		0010	27.0
Wtd. Avg. Base & Total Tons	230.65			8,488.9

Ruby Cabernet				
	4.00	c/	2030	70.5
	100.00		6280	96.6
	150.00		0980	46.7
	155.00		0010	1,884.1
	175.00		0220	2,860.9
	175.00		4610	331.6
	175.00		4660	84.2
	200.00		1720	73.5
	200.00		5240	218.4
	250.00		1210	95.5
	250.00		6280	10.4
	253.22		5240	861.8
	300.00		0010	40.4
	350.00		0010	1.4
	350.00		4610	1,171.9
	350.00		4640	90.1
	350.00		5170	620.5
	500.00		0010	202.6
	600.00		0010	303.1
Wtd. Avg. Base & Total Tons	237.93	d/		9,064.2
Salvador				
	150.00		0570	45.5
Wtd. Avg. Base & Total Tons	150.00			45.5
Sangiovese *				
	100.00		0220	819.9
	150.00		0010	47.2
	155.00		0010	169.6
	400.00		0240	1,039.8
	525.00		0240	1,390.8
Wtd. Avg. Base & Total Tons	363.81			3,467.3
Syrah *				
	3.00	c/	2030	230.4
	225.00		4640	78.3
	300.00		0010	8.8
	300.00		0220	762.4
	350.00		0010	141.5
	350.00		5240	126.1
	400.00		0210	887.4
	447.83		1210	340.9
	500.00		0010	23.4
	500.00		0190	617.0
	550.00		5940	61.4
	600.00		1450	223.2
	750.00		1210	25.3
	800.00		0010	24.4
	850.00		6280	48.4
	900.00		1130	9.8
	1,000.00		6123	19.6
Wtd. Avg. Base & Total Tons	425.62	d/		3,628.3
Tempranillo *				
	3.00	c/	2030	821.1
	145.00		4610	57.0
	200.00		0010	105.9
	200.00		1000	187.8
	250.00		0010	70.2
	250.00		0220	134.4
	250.00		0570	47.6
Wtd. Avg. Base & Total Tons	215.72	d/		1,424.0
Zinfandel				
	2.00	c/	2070	235.5
	3.00	c/	2070	1,160.6
	4.00	c/	2030	76.1
	98.38		2580	471.9
	100.00		0010	3,105.5
	108.39		0010	908.0
	150.00		0010	24.6
	155.00		0010	2,196.3
	200.00		1260	0.4
	225.00		0010	1,652.1
	225.00		0510	47.8
	225.00		2545	866.2
	250.00		0010	1,213.2
	250.00		0070	397.0
	250.00		0110	8,943.3

TABLE 8: BASE PRICE PAID TO GROWERS FOR GRAPES CRUSHED AND DELIVERED TO CALIFORNIA PROCESSORS FROM THE 2000 CROP WITH BRIX FACTORS AND PURCHASED TONNAGE, BY TYPE, VARIETY, REPORTING DISTRICT WHERE GROWN, AND WEIGHTED AVERAGE BASE PRICE.

District, Type, and Variety	Base Price Per Ton	Brix Factors	Tons
	Dollars	Code a/	

District, Type, and Variety	Base Price Per Ton	Brix Factors	Tons
	Dollars	Code a/	

DISTRICT 12 (Cont'd.)

Zinfandel (Cont'd.)	250.00	0510	65.7
	250.00	2430	3,490.7
	250.00	2580	987.3
	275.00	2580	199.4
	300.00	0060	762.0
	300.00	0070	1,732.3
	300.00	0090	336.8
	300.00	0510	1,664.7
	325.00	0010	343.0
	325.00	0510	96.9
	325.00	2580	2,386.0
	340.58	0510	465.5
	340.58	2630	417.1
	350.00	0060	663.4
	350.00	0080	1,475.2
	350.00	0510	6,225.2
	400.00	2415	5,276.1
	400.00	6915	394.5
	400.00	6917	195.5
	525.00	1670	149.0
	1,100.00	0010	10.9
Wtd. Avg. Base & Total Tons	278.56	d/	48,635.7
Other Red b/	90.00	0190	86.1
	90.00	3710	979.1
	125.00	0190	1,085.4
	175.00	2910	15.7
	180.00	0010	36.0
Wtd. Avg. Base & Total Tons	109.33		2,202.3

DISTRICT 13

RAISIN GRAPES

Black Corinth *	125.00	3460	110.5
	150.00	0010	8.1
Wtd. Avg. Base & Total Tons	126.71		118.6
Canner	30.00	0010	443.4
Wtd. Avg. Base & Total Tons	30.00		443.4
Fiesta	100.00	0010	198.8
	125.00	0010	19,455.4
	150.00	0010	1,139.1
	165.00	3460	660.5
Wtd. Avg. Base & Total Tons	127.33		21,453.8
Thompson Seedless	3.00	c/ 2030	27.4
	3.00	c/ 2070	167.0
	3.50	c/ 2060	100.4
	4.00	c/ 2030	3,259.3
	4.00	c/ 2060	1,009.0
	20.60	2060	49.0
	90.00	2600	47.6
	90.00	3225	517.1
	90.00	4610	1,029.9
	92.20	0010	203.3
	95.00	0010	5,765.9
	95.00	3190	158.9
	95.00	4610	217.2
	100.00	0010	15,222.8
	100.00	0160	876.4
	100.00	3190	41.2
	100.00	3220	180.2
	101.75	0010	1,184.3
	105.00	0010	1,566.8
	106.75	0010	2,166.1
	110.00	0010	1,285.3
	110.00	3190	40,975.7
	110.00	3220	827.5
	114.13	0010	415.7
	115.00	0010	3,418.1

	124.34	0010	449.9
	124.77	0010	977.0
	125.00	0010	156,753.5
	125.00	2600	238.8
	125.00	3175	529.0
	125.00	3220	9,023.5
	125.00	3225	27,728.5
	125.00	3460	31,369.4
	125.00	3810	338.4
	135.00	0980	50.7
	135.00	3225	1,616.5
	140.00	0630	416.2
	140.00	2600	663.6
	140.00	3225	2,204.5
	148.83	3460	29,215.9
	150.00	0010	3,190.0
	150.00	0980	224.7
	150.00	3220	2,000.5
	150.00	3460	975.8
	155.00	0010	2,110.7
	160.00	0010	408.0
	160.00	3225	10,286.1
	175.00	2035	2,603.8
	175.00	2045	518.0
	185.00	2045	1,803.1
Wtd. Avg. Base & Total Tons	125.50	d/	366,408.2

TABLE GRAPES

Black Monukka	100.00	3220	22.6
Wtd. Avg. Base & Total Tons	100.00		22.6
Concord	200.00	0010	10.3
Wtd. Avg. Base & Total Tons	200.00		10.3
Emperor	3.00	c/ 2070	41.0
Wtd. Avg. Base & Total Tons	0.00	e/	41.0
Flame Seedless *	3.00	c/ 2070	31.0
Wtd. Avg. Base & Total Tons	0.00	e/	31.0
Malaga *	3.00	c/ 2070	16.6
	4.00	c/ 2030	3,347.8
	4.00	c/ 2070	528.9
	115.00	1000	25.7
	120.00	0010	96.4
	120.00	3460	40.5
	125.00	0010	80.4
	150.00	0010	925.2
Wtd. Avg. Base & Total Tons	143.99	d/	5,061.5
Marroo	4.00	c/ 2030	242.6
Wtd. Avg. Base & Total Tons	0.00	e/	242.6
Red Crimson *	3.00	c/ 2075	103.8
Wtd. Avg. Base & Total Tons	0.00	e/	103.8
Red Globe *	3.00	c/ 2075	22.3
Wtd. Avg. Base & Total Tons	0.00	e/	22.3
Other Table b/	3.00	c/ 2030	5,830.7
	4.00	c/ 2030	199.7
	5.00	c/ 2030	1,877.2
	69.00	0010	81.1
	175.00	0010	6.5
Wtd. Avg. Base & Total Tons	76.87	d/	7,995.2

TABLE 8: BASE PRICE PAID TO GROWERS FOR GRAPES CRUSHED AND DELIVERED TO CALIFORNIA PROCESSORS FROM THE 2000 CROP WITH BRIX FACTORS AND PURCHASED TONNAGE, BY TYPE, VARIETY, REPORTING DISTRICT WHERE GROWN, AND WEIGHTED AVERAGE BASE PRICE.

District, Type, and Variety	Base Price Per Ton	Brix Factors	Tons	District, Type, and Variety	Base Price Per Ton	Brix Factors	Tons
	Dollars	Code a/			Dollars	Code a/	
DISTRICT 13 (Cont'd.)					135.00	0980	309.9
WINE GRAPES (WHITE)					135.00	2890	12,382.3
Burger *	175.00	0010	418.8		145.00	3730	1,268.2
	175.00	0060	19,528.9		150.00	0010	2,679.5
Wtd. Avg. Base & Total Tons	175.00		19,947.7		160.00	3010	8,929.2
Chardonnay	3.00	c/ 2070	24.8		165.00	2890	14,447.4
	3.50	c/ 2070	36.8		175.00	2580	831.3
	4.00	c/ 2030	178.8		180.00	3010	2,430.5
	5.00	c/ 2030	98.1		185.00	3220	6,182.6
	90.00	3220	342.6		193.23	3010	1,088.1
	100.00	3190	10.0		200.00	0010	154.4
	125.00	0010	1,978.4		200.00	2850	2,474.0
	125.00	0190	56.3		200.00	2890	3,371.4
	125.00	0980	348.5		200.00	2920	142.2
	125.00	5630	175.6		200.00	3325	489.5
	125.00	6680	1,063.0		200.00	3713	2,987.7
	135.00	0980	175.5		206.40	0780	272.5
	135.00	6680	1,105.3		210.00	0645	503.7
	155.00	0010	8,219.6		225.00	2920	1,732.9
	250.00	0220	6,262.4		233.00	2952	207.9
	250.00	1240	212.4		250.00	0010	996.4
	300.00	0010	182.1	Wtd. Avg. Base & Total Tons	165.71	d/	78,056.2
	300.00	0220	524.9	Emerald Riesling	185.00	3220	312.9
	300.00	4110	682.3	Wtd. Avg. Base & Total Tons	185.00		312.9
	300.00	4260	2,369.7	French Colombard	3.00	c/ 2070	111.9
	300.00	4480	3,320.5		4.00	c/ 2030	18.7
	300.00	4660	8,896.6		5.00	c/ 2030	2,549.4
	300.00	6660	533.3		90.00	2620	1,052.1
	310.68	0010	201.4		90.00	4612	362.1
	312.00	0010	607.2		95.00	0010	4,906.8
	325.00	4590	20.8		100.00	0010	2,505.6
	325.00	4690	440.7		100.00	3190	437.0
	350.00	0010	407.4		105.00	0010	64.1
	350.00	4110	1,388.0		110.00	0010	7,955.9
	350.00	4640	103.1		110.00	0980	545.1
	369.50	5043	141.8		110.00	3190	6,387.1
	378.50	3895	481.5		115.00	0010	35.3
	400.00	0200	289.6		120.00	0010	306.5
	400.00	3807	243.7		125.00	0010	7,575.6
	400.00	6680	3,263.4		125.00	0160	755.4
	425.00	0990	1,253.5		125.00	0820	1,189.8
	450.00	0010	302.5		125.00	2910	3,959.3
	464.57	4640	516.2		125.00	3190	2,311.6
	468.06	6420	740.7		125.00	3220	7,210.3
	475.00	1000	22.5		125.00	3250	467.0
	475.00	3485	23.2		125.00	3460	32,958.3
	475.00	3510	626.2		135.00	0010	63,735.4
	475.00	3620	718.2		135.00	0820	729.2
	475.00	4940	231.0		135.00	3230	4,941.1
	500.00	1370	174.7		145.00	3220	13,712.5
	500.00	3100	713.0		150.00	0010	9,260.6
	500.00	4610	116.4		150.00	0780	2,846.2
	500.00	4620	38.0		150.00	0910	574.7
	500.00	4850	359.4		150.00	0980	361.4
	580.08	3630	934.1		150.00	3220	8,324.1
	700.00	4480	141.8		150.00	3460	10,252.7
	700.00	4880	362.2		155.00	0010	8,923.1
Wtd. Avg. Base & Total Tons	291.18	d/	51,659.7		167.08	1000	125.9
Chenin Blanc	3.00	c/ 2070	152.7		173.96	3460	1,764.4
	4.00	c/ 2060	1,116.8		175.00	0010	15,362.3
	95.00	0010	1,573.2		175.00	2910	5,372.5
	100.00	0010	1,023.8		175.00	3010	2,214.0
	100.00	3190	438.6		175.00	3020	6,637.1
	100.00	3713	96.4		175.00	3030	76.2
	110.00	0980	365.2		175.00	3175	2,857.5
	125.00	0010	1,457.7		175.00	3200	1,859.4
	125.00	0630	75.8		175.00	3425	1,449.8
	125.00	2890	585.8		175.00	3460	6,249.2
	125.00	3010	2,121.9		180.00	3460	9,358.4
	125.00	3220	115.0		185.00	3220	3,007.5
	125.00	3713	122.7		189.00	3810	325.0
	125.00	4110	334.1		200.00	0010	505.1
	135.00	0010	1,931.9				

TABLE 8: BASE PRICE PAID TO GROWERS FOR GRAPES CRUSHED AND DELIVERED TO CALIFORNIA PROCESSORS FROM THE 2000 CROP WITH BRIX FACTORS AND PURCHASED TONNAGE, BY TYPE, VARIETY, REPORTING DISTRICT WHERE GROWN, AND WEIGHTED AVERAGE BASE PRICE.

District, Type, and Variety	Base Price Per Ton		Tons	District, Type, and Variety	Base Price Per Ton		Tons
	Dollars	Brix Factors Code a/			Dollars	Brix Factors Code a/	
DISTRICT 13 (Cont'd.)							
French Colombard (Cont'd.)	200.00	0630	1,490.6		250.00	3460	264.8
	200.00	3005	3,859.3		250.00	4110	7,028.8
	216.00	0150	576.0		250.00	4610	1,606.9
	385.00	0010	137.9				
	550.00	0960	2.3				
Wtd. Avg. Base & Total Tons	143.55	d/	270,556.3	Wtd. Avg. Base & Total Tons	218.80	d/	33,082.8
Gewurztraminer	150.00	0570	46.3	Palomino *	110.83	0010	54.9
					117.72	3460	305.8
Wtd. Avg. Base & Total Tons	150.00		46.3		120.00	3010	1,960.0
					120.00	3460	86.1
Malvasia Bianca *	200.00	0010	1,042.3		125.00	0010	1,043.1
	250.00	0570	161.5		125.00	0960	35.9
	250.00	4110	545.4		125.00	2890	578.2
	285.00	4640	179.7		150.00	0010	495.4
	316.00	0150	239.5		175.00	3220	140.7
	850.00	1610	22.4		216.00	0150	428.9
Wtd. Avg. Base & Total Tons	242.43		2,190.8	Wtd. Avg. Base & Total Tons	134.07		5,135.1
Muscat Blanc *	100.00	0010	140.9	Sauvignon Blanc	125.00	0010	191.4
	200.00	0010	204.7		135.00	3490	148.2
	200.00	4640	124.2		150.00	0010	8.3
	225.00	4620	68.7		250.00	4670	98.1
	225.00	4640	98.7		300.00	0010	187.3
	300.00	0190	164.9		330.00	0820	723.4
	300.00	3010	258.5	Wtd. Avg. Base & Total Tons	268.75		1,356.7
	313.79	3175	643.6	Semillon	3.00	c/ 2070	47.9
	325.00	0010	315.7		110.00	0010	88.9
	325.00	4870	172.5		308.00	4940	23.2
	350.00	2840	187.7		325.00	3165	223.0
	350.00	3690	1,218.7		325.00	3510	234.8
	375.00	0010	31.2		350.00	0780	363.3
	400.00	0010	90.5		350.00	4940	417.3
	400.00	4640	142.3	Wtd. Avg. Base & Total Tons	325.01	d/	1,398.4
	450.00	0010	20.1	St Emilion *	200.00	0510	2,046.2
	500.00	0980	15.6		225.00	0510	440.2
	500.00	1630	116.5		240.00	0980	48.1
	575.00	0010	159.9	Wtd. Avg. Base & Total Tons	205.10		2,534.5
	800.00	1830	1.0	Symphony	237.50	4620	1,101.9
Wtd. Avg. Base & Total Tons	328.09		4,175.9		241.00	4535	16.7
Muscat Orange	356.20	0010	138.3		250.00	0010	2,100.5
	900.00	0010	4.5		250.00	0740	649.1
	900.00	1900	6.7	Wtd. Avg. Base & Total Tons	246.40		3,868.2
Wtd. Avg. Base & Total Tons	396.94		149.5	Viognier	125.00	0010	45.4
Muscat of Alexandria	3.00	c/ 2070	16.0		150.00	0980	162.6
	3.00	c/ 2075	57.8		252.50	0980	37.6
	4.00	c/ 2030	1,798.4		400.00	0010	267.3
	4.00	c/ 2060	381.0		625.00	3682	207.2
	100.00	0010	139.9		650.00	1210	49.1
	100.00	1000	361.3		1,200.00	1610	67.9
	110.00	3190	2.8	Wtd. Avg. Base & Total Tons	465.15		837.1
	125.00	0010	586.9	Other White b/	3.00	c/ 2060	19.4
	134.85	0010	76.4		4.00	c/ 2030	466.8
	150.00	4610	465.9		5.00	c/ 2030	199.0
	150.00	4620	95.3		80.00	1000	29.3
	150.00	4640	538.2		125.00	0010	354.9
	160.00	1000	150.6		155.00	0010	24.4
	165.00	4110	1,282.1	Wtd. Avg. Base & Total Tons	123.56	d/	1,093.8
	175.00	0010	180.8	WINE GRAPES (RED)			
	200.00	0010	915.5	Aleatico	350.00	0010	84.5
	200.00	0220	119.5		600.00	0010	49.3
	200.00	4580	851.0	Wtd. Avg. Base & Total Tons	442.12		133.8
	200.00	4640	4,885.1				
	209.47	4110	1,852.7				
	210.00	0980	95.3				
	225.00	0010	3,609.4				
	225.00	4110	1,176.4				
	225.00	4640	374.6				
	225.00	4840	460.2				
	250.00	1210	2,940.2				
	250.00	2840	769.0				

TABLE 8: BASE PRICE PAID TO GROWERS FOR GRAPES CRUSHED AND DELIVERED TO CALIFORNIA PROCESSORS FROM THE 2000 CROP WITH BRIX FACTORS AND PURCHASED TONNAGE, BY TYPE, VARIETY, REPORTING DISTRICT WHERE GROWN, AND WEIGHTED AVERAGE BASE PRICE.

District, Type, and Variety	Base Price Per Ton	Brix Factors	Tons
	Dollars	Code a/	

District, Type, and Variety	Base Price Per Ton	Brix Factors	Tons
	Dollars	Code a/	

DISTRICT 13 (Cont'd.)

Alicante Bouschet	3.00	c/ 2030	1,127.2
	150.00	0980	31.9
	175.00	0010	2.4
	185.00	0980	52.0
	200.00	0010	233.7
	250.00	4640	313.7
	550.00	1210	29.3
	700.00	1000	34.7
Wtd. Avg. Base & Total Tons	258.56	d/	1,824.9
Barbera	3.00	c/ 2030	1,557.7
	4.00	c/ 2030	95.2
	87.40	0010	829.0
	120.00	1240	94.2
	150.00	0980	44.0
	150.00	4610	18,761.8
	150.00	4900	497.9
	150.00	5240	2,081.6
	160.00	4610	80.0
	165.00	4610	5,799.4
	175.00	0220	136.9
	200.00	5240	5,394.3
	215.00	4610	638.2
	225.00	1210	1,006.6
	225.00	4610	2,639.1
	240.00	0160	1,261.8
	250.00	0190	273.4
	250.00	0210	1,521.8
	250.00	3690	5,806.7
	250.00	4590	155.9
	250.00	4610	41,225.2
	275.00	0010	1,080.2
	275.00	4640	384.7
	300.00	0210	2,279.4
	300.00	4640	498.4
	315.00	0190	382.5
Wtd. Avg. Base & Total Tons	217.79	d/	94,525.9
Cabernet Franc	500.00	0010	6.5
Wtd. Avg. Base & Total Tons	500.00		6.5
Cabernet Sauvignon	3.00	c/ 2030	1,862.5
	3.00	c/ 2070	248.5
	3.00	c/ 2075	311.7
	4.00	c/ 2030	1,277.1
	4.00	c/ 2060	49.4
	72.00	0010	32.1
	88.00	0010	20.0
	100.00	1240	216.4
	125.00	6420	22.3
	150.00	0010	49.4
	150.00	0980	52.2
	200.00	0010	545.0
	200.00	0190	27.5
	200.00	0980	5.3
	225.00	1210	231.8
	250.00	1240	85.0
	300.00	4610	22,579.2
	300.00	5240	5,365.2
	350.00	0010	19.5
	350.00	3510	143.4
	350.00	5210	787.3
	375.00	6420	202.0
	400.00	0980	102.4
	400.00	4590	99.0
	443.00	4535	163.8
	450.00	1010	5.6
	500.00	1210	27.1
	500.00	6915	2,108.7
	600.00	0010	5.5
	800.00	4610	235.0
	801.00	0010	357.0
Wtd. Avg. Base & Total Tons	320.27	d/	37,236.9

Carignane	3.00	c/ 2030	914.3
	3.00	c/ 2070	181.5
	4.00	c/ 2030	2,809.5
	77.00	0010	351.0
	88.00	0010	484.4
	100.00	0010	28.1
	100.00	1240	108.4
	100.00	4610	576.7
	115.00	0010	14.3
	150.00	0010	36.3
	150.00	5240	2,015.4
	155.00	0010	161.8
	157.50	0980	420.4
	175.00	5240	1,461.9
	185.00	4610	549.8
	200.00	1000	22.9
	200.00	4610	443.2
	250.00	0010	2,327.4
	262.50	5240	357.6
	275.00	0210	12,014.1
	275.00	1240	33.3
	275.00	4620	2,084.9
	275.00	5240	3,438.9
	300.00	0010	303.1
Wtd. Avg. Base & Total Tons	242.02	d/	31,139.2
Carmine	337.82	1230	165.2
	500.00	0010	19.1
Wtd. Avg. Base & Total Tons	354.63		184.3
Carnelian	3.00	c/ 2030	1,083.3
	4.00	c/ 2030	428.9
	150.00	0980	92.5
	150.00	4610	102.9
	200.00	4610	2,072.0
	250.00	6280	172.2
Wtd. Avg. Base & Total Tons	199.52	d/	3,951.8
Centurian	4.00	c/ 2030	115.9
	303.47	4640	551.4
	305.20	4640	645.5
	325.00	1210	253.8
Wtd. Avg. Base & Total Tons	308.01	d/	1,566.6
Gamay *	150.00	1000	66.9
	275.00	0820	703.3
Wtd. Avg. Base & Total Tons	264.14		770.2
Grenache	3.00	c/ 2030	308.0
	4.00	c/ 2030	466.8
	4.25	c/ 2060	1,987.2
	5.00	c/ 2030	6.9
	77.00	0010	198.1
	88.00	0010	320.2
	100.00	0010	274.3
	100.00	0630	174.6
	105.00	0010	4,800.1
	125.00	0010	4,416.4
	125.00	0980	39.7
	125.00	2633	251.7
	130.00	2633	457.3
	135.00	0010	5,129.3
	135.00	1000	217.4
	135.00	2840	644.7
	135.00	2955	322.6
	150.00	0010	9,625.4
	150.00	1000	30.7
	150.00	2600	307.6
	155.00	0010	546.6
	165.00	0010	2,654.5
	165.00	0630	14,281.0
	165.00	2633	3,469.1
	175.00	0010	3,144.6

TABLE 8: BASE PRICE PAID TO GROWERS FOR GRAPES CRUSHED AND DELIVERED TO CALIFORNIA PROCESSORS FROM THE 2000 CROP WITH BRIX FACTORS AND PURCHASED TONNAGE, BY TYPE, VARIETY, REPORTING DISTRICT WHERE GROWN, AND WEIGHTED AVERAGE BASE PRICE.

District, Type, and Variety	Base Price Per Ton	Brix Factors	Tons	District, Type, and Variety	Base Price Per Ton	Brix Factors	Tons
	Dollars	Code a/			Dollars	Code a/	
DISTRICT 13 (Cont'd.)							
Grenache (Cont'd.)	175.00	2633	501.0	Petite Sirah	125.00	0010	188.2
	175.00	2840	1,708.1		132.00	0980	50.6
	185.00	0010	9,946.7		400.00	4560	77.2
	200.00	2633	839.4	Wtd. Avg. Base & Total Tons	193.30		316.0
	200.00	2840	233.7	Pinot Noir	275.00	4535	39.0
	220.00	2840	2,070.6		350.00	1240	26.6
	225.00	0010	778.5		1,250.00	0010	6.1
	225.00	2633	492.9	Wtd. Avg. Base & Total Tons	385.77		71.7
	250.00	1230	20.4	Royalty	3.00	c/ 2030	31.9
	250.00	2840	846.8		4.00	c/ 2030	50.5
	250.00	3010	1,043.4		9.00	c/ 2030	72.4
	310.00	1240	5.2		135.00	0010	44.1
	585.00	0850	23.0		150.00	4610	893.1
	650.00	1610	1.1		200.00	4560	611.8
	680.00	1770	6.9		235.00	5240	490.0
	1,100.00	1210	5.6		250.00	0010	84.8
Wtd. Avg. Base & Total Tons	161.48	d/	72,598.1		250.00	5240	951.3
Lagrein	400.00	1140	106.0		350.00	0200	347.2
Wtd. Avg. Base & Total Tons	400.00		106.0		350.00	4610	407.7
Merlot	3.00	c/ 2070	50.2		402.04	4640	20.9
	100.00	0010	145.1	Wtd. Avg. Base & Total Tons	236.07	d/	4,005.7
	100.00	4610	16.2	Rubired	3.00	c/ 2070	16.1
	125.00	0010	80.4		6.00	c/ 2075	442.2
	125.00	4610	137.5		8.00	c/ 2075	93.8
	125.00	6680	210.0		9.00	c/ 2030	126.4
	125.00	6825	329.6		150.00	0010	190.8
	150.00	6825	86.9		150.00	3690	155.4
	155.00	0010	2,500.2		150.00	4560	2,799.7
	175.00	0980	346.2		150.00	4610	5,770.0
	185.00	1000	106.7		200.00	0010	9.2
	200.00	4650	27.4		200.00	0210	1,928.1
	200.00	5600	448.1		200.00	4610	12,395.4
	250.00	0220	3,490.9		225.00	1610	43.8
	250.00	1610	170.3		225.19	5240	1,210.0
	250.00	4650	507.2		225.67	5240	1,497.8
	300.00	0220	1,110.0		231.95	5240	1,162.0
	300.00	1000	87.8		232.57	5240	2,478.9
	300.00	4610	11,546.6		235.00	5240	5,260.8
	300.00	5240	3,549.6		245.92	5240	804.2
	350.00	0230	3,366.1		250.00	0010	115.2
	350.00	1610	794.5		250.00	0980	258.6
	350.00	4480	508.8		250.00	4610	4,372.2
	350.00	5240	1,058.2		250.00	5240	21,350.3
	350.00	6825	1,301.7		263.56	3690	2,126.3
	375.00	1240	234.6		275.00	6420	96.5
	400.00	0210	132.9		299.00	0980	746.4
	400.00	0980	210.3		300.00	1210	499.0
	400.00	1000	24.2		300.00	4535	427.0
	400.00	1210	1,304.9		300.00	4610	204.0
	400.00	4590	37.8		300.00	5043	248.1
	400.00	4670	360.0		300.00	6040	80.2
	400.00	5670	1,172.9		325.00	4610	61.1
	400.00	5673	103.8		350.00	0010	187.7
	400.00	6825	68.8		350.00	0190	105.0
	450.00	1010	5.9		350.00	0210	1,044.1
	500.00	0190	1,907.4		350.00	1000	355.8
	500.00	0210	111.4		350.00	3690	2,506.8
	500.00	4610	189.0		350.00	4610	5,122.1
	500.00	4640	403.7		350.00	4640	391.2
	500.00	6825	3,039.0		350.00	5240	264.6
	600.00	0010	596.6		350.00	6040	146.3
	1,200.00	0010	31.9		375.00	0010	121.5
	1,800.00	0010	4.3		400.00	0010	300.1
Wtd. Avg. Base & Total Tons	328.76	d/	41,915.6		400.00	4910	120.5
Mission	3.00	c/ 2030	786.9		401.82	4640	795.1
	125.00	4610	135.5		402.04	4640	1,423.1
	125.00	4640	161.9		450.00	0010	120.6
	175.00	0010	1,752.1	Wtd. Avg. Base & Total Tons	247.16	d/	79,974.0
	175.00	4610	1,959.0	Ruby Cabernet	3.00	c/ 2030	1,050.9
Wtd. Avg. Base & Total Tons	171.29	d/	4,795.4		3.00	c/ 2070	103.6

TABLE 8: BASE PRICE PAID TO GROWERS FOR GRAPES CRUSHED AND DELIVERED TO CALIFORNIA PROCESSORS FROM THE 2000 CROP WITH BRIX FACTORS AND PURCHASED TONNAGE, BY TYPE, VARIETY, REPORTING DISTRICT WHERE GROWN, AND WEIGHTED AVERAGE BASE PRICE.

District, Type, and Variety	Base Price Per Ton	Brix Factors	Tons	District, Type, and Variety	Base Price Per Ton	Brix Factors	Tons
	Dollars	Code a/			Dollars	Code a/	
DISTRICT 13 (Cont'd.)							
Ruby Cabernet (Cont'd.)	90.00	6280	60.2		400.00	1630	2.2
	100.00	1000	274.3		400.00	4590	49.5
	100.00	4610	52.2		400.00	5240	779.7
	100.00	6280	831.2		450.00	5240	408.3
	110.00	1000	110.0		475.00	1630	178.3
	125.00	5600	98.6		500.00	6940	1,811.7
	150.00	0010	140.3		600.00	1230	20.2
	186.44	5240	350.6		600.00	1610	11.7
	200.00	4610	1,100.6		850.00	0010	4.5
	200.00	5240	474.8		1,000.00	0010	13.6
	250.00	4110	1,329.2	Wtd. Avg. Base & Total Tons	286.81	d/	15,047.9
	250.00	4560	760.1	Tannat	400.00	0010	1.6
	250.00	4610	14,417.1	Wtd. Avg. Base & Total Tons	400.00		1.6
	250.00	5240	6,965.4	Tempranillo *	275.00	4640	1,427.5
	275.00	6420	163.0		400.00	1260	2.9
	300.00	0190	243.3	Wtd. Avg. Base & Total Tons	520.00	0010	23.2
	300.00	4880	191.4				
	300.00	5240	149.7	Wtd. Avg. Base & Total Tons	279.16		1,453.6
	325.00	1140	254.3	Zinfandel	3.00	c/ 2070	58.2
	325.00	6280	840.0		4.00	c/ 2030	496.0
	350.00	1210	89.3		4.00	c/ 2060	25.2
	350.00	4610	6,245.3		4.25	c/ 2060	1,809.6
	350.00	4640	1,616.4		4.25	c/ 2073	700.6
	350.00	6280	1,320.8		5.00	c/ 2030	1,139.5
	400.00	4640	795.6		100.00	0010	1,803.9
Wtd. Avg. Base & Total Tons	271.50	d/	40,028.2		150.00	0010	144.5
Salvador	175.00	4610	56.6		155.00	0010	1,331.0
	350.00	3710	111.2		183.86	2580	182.0
Wtd. Avg. Base & Total Tons	290.97		167.8		200.00	2460	1,069.1
Sangiovese *	3.00	c/ 2030	343.1		205.71	2580	106.1
	4.00	c/ 2030	408.1		225.00	0010	684.4
	140.00	4610	303.5		225.00	2310	1,039.2
	150.00	0010	192.5		225.00	2402	8,251.5
	250.00	1000	61.1		225.00	2403	450.8
	250.00	3460	564.1		225.00	2405	4,404.1
	253.14	5240	247.6		225.00	2460	239.8
	400.00	0010	6.1		225.00	2580	923.4
	400.00	1790	2.4		247.52	2580	1,613.5
	500.00	0980	20.3		250.00	0010	1,437.5
	1,100.00	1210	2.1		250.00	0110	6,395.3
Wtd. Avg. Base & Total Tons	218.76	d/	2,150.9		250.00	2140	316.4
Souzao	397.45	0010	50.5		250.00	2170	1,278.9
Wtd. Avg. Base & Total Tons	397.45		50.5		250.00	2175	825.7
Syrah *	3.00	c/ 2030	120.7		250.00	2250	179.2
	4.00	c/ 2030	1,392.6		250.00	2330	710.2
	100.00	0010	437.6		250.00	2430	252.1
	100.00	4610	986.5		250.00	2450	119.0
	115.00	0980	61.8		250.00	2460	3,032.5
	126.25	1000	22.2		250.00	2470	105.8
	150.00	0010	71.2		250.00	2580	11,810.2
	150.00	1000	162.5		285.00	0010	186.0
	150.00	4600	146.2		295.23	2630	982.4
	150.00	4610	2,004.7		296.00	2460	4,618.2
	150.00	4640	38.6		300.00	0060	86.7
	165.00	5240	409.1		300.00	0070	1,039.8
	175.00	4610	850.1		300.00	0360	435.5
	200.00	0230	635.4		300.00	1000	11.9
	250.00	0230	292.3		300.00	2110	386.2
	250.00	5240	342.8		300.00	2120	28.2
	300.00	0010	61.0		300.00	2140	760.3
	300.00	1240	199.8		300.00	2170	463.6
	300.00	4610	189.4		300.00	2290	537.8
	300.00	5240	489.9		300.00	2335	527.1
	325.00	6940	934.0		300.00	2460	4,562.6
	352.29	5240	620.3		300.00	2480	897.8
	375.00	0210	137.2		330.00	0080	2,879.4
	400.00	0010	296.9		330.00	1240	225.1
	400.00	1000	14.6		350.00	2460	35.7
	400.00	1210	850.8	Wtd. Avg. Base & Total Tons	259.72	d/	75,967.7

TABLE 8: BASE PRICE PAID TO GROWERS FOR GRAPES CRUSHED AND DELIVERED TO CALIFORNIA PROCESSORS FROM THE 2000 CROP WITH BRIX FACTORS AND PURCHASED TONNAGE, BY TYPE, VARIETY, REPORTING DISTRICT WHERE GROWN, AND WEIGHTED AVERAGE BASE PRICE.

District, Type, and Variety	Base Price Per Ton	Brix Factors	Tons
	Dollars	Code a/	

DISTRICT 13 (Cont'd.)			
Other Red b/	3.00	c/ 2060	19.8
	85.00	1000	398.0
	150.00	0010	13.7
Wtd. Avg. Base & Total Tons	87.16	d/	431.5

DISTRICT 14			
--------------------	--	--	--

RAISIN GRAPES			
Thompson Seedless	3.00	c/ 2075	60.6
	4.00	c/ 2030	1,276.5
	92.00	0010	1,146.5
	100.00	0010	6,396.1
	106.62	0010	1,443.0
	110.00	0980	292.5
	110.00	3190	1,061.8
	122.91	0010	366.0
	125.00	0010	5,520.4
	125.00	1050	2,340.7
	125.00	1060	1,361.2
	150.00	0010	254.6
	150.00	3220	3,381.1
	160.00	0010	4,231.2
Wtd. Avg. Base & Total Tons	124.77	d/	29,132.2
Other Raisin b/	8.10	c/ 2070	1,241.8
Wtd. Avg. Base & Total Tons	0.00	e/	1,241.8

TABLE GRAPES			
Calmeria	92.00	0010	10.0
Wtd. Avg. Base & Total Tons	92.00		10.0
Cardinal	107.48	0293	9.7
Wtd. Avg. Base & Total Tons	107.48		9.7
Christmas Rose	3.00	c/ 2075	94.3
Wtd. Avg. Base & Total Tons	0.00	e/	94.3
Exotic	95.47	0293	29.2
Wtd. Avg. Base & Total Tons	95.47		29.2
Fantasy Seedless	86.63	0010	153.7
Wtd. Avg. Base & Total Tons	86.63		153.7
Flame Seedless *	87.13	0010	1,426.7
	90.80	0010	704.0
	92.00	0010	810.8
	108.57	0010	538.1
	150.00	3220	405.6
Wtd. Avg. Base & Total Tons	98.34		3,885.2
Italia	50.00	0210	40.2
Wtd. Avg. Base & Total Tons	50.00		40.2
Malaga *	83.61	0294	295.2
	180.00	3010	1,403.1
Wtd. Avg. Base & Total Tons	163.25		1,698.3
Perlette	105.33	0293	48.8
Wtd. Avg. Base & Total Tons	105.33		48.8
Red Globe *	3.00	c/ 2075	98.4
	84.71	0294	74.7
	84.80	0010	307.2

District, Type, and Variety	Base Price Per Ton	Brix Factors	Tons
	Dollars	Code a/	

Wtd. Avg. Base & Total Tons	84.78	d/	480.3
Red Seedless	92.00	0010	95.5
Wtd. Avg. Base & Total Tons	92.00		95.5
Ribier	150.00	3220	181.9
Wtd. Avg. Base & Total Tons	150.00		181.9
Ruby Seedless *	3.00	c/ 2075	461.1
	92.00	0010	660.1
	150.00	3220	356.4
	175.00	3175	1,346.1
Wtd. Avg. Base & Total Tons	148.04	d/	2,823.7
Other Table b/	3.00	c/ 2030	1,055.3
	4.00	c/ 2030	1,078.3
	5.00	c/ 2030	1,653.1
	87.24	0010	1,170.7
	106.06	0010	245.9
	106.09	0010	645.0
	160.00	0010	1,964.0
Wtd. Avg. Base & Total Tons	126.91	d/	7,812.3

WINE GRAPES (WHITE)			
Burger *	103.96	2080	609.3
	180.00	0320	3,094.1
	185.00	0320	1,136.9
	185.18	0320	1,500.6
Wtd. Avg. Base & Total Tons	174.82		6,340.9
Chardonnay	87.38	0010	8.4
	90.00	0010	303.1
	125.00	0010	403.1
	125.00	1000	112.7
	125.00	1240	4.6
	125.00	4253	356.4
	125.00	4610	162.4
	125.00	5620	602.7
	155.00	0010	9,649.9
	200.00	0220	11,444.9
	300.00	0220	1,368.6
	300.00	4260	1,361.8
	300.00	5240	572.3
	459.28	0010	198.5
	500.00	0010	995.5
	500.00	4880	811.8
	750.00	0210	21.6
	800.00	0780	75.9
Wtd. Avg. Base & Total Tons	213.69		28,454.2
Chenin Blanc	4.00	c/ 2060	196.3
	87.10	0294	115.6
	90.00	0010	709.9
	95.00	0010	477.1
	125.00	0010	2,516.3
	125.00	0190	739.0
	125.00	2890	1,297.1
	125.00	3220	693.1
	150.00	0010	7,163.4
	150.00	0450	1,468.1
	150.00	2890	1,944.3
	175.00	2630	168.2
	175.00	5240	403.7
	180.00	5240	754.2
	180.59	5240	527.2
	180.83	5240	2,238.6
	200.00	0160	466.3
	200.00	5240	464.8
	225.00	0780	1,353.7
	230.00	0010	1,964.4

TABLE 8: BASE PRICE PAID TO GROWERS FOR GRAPES CRUSHED AND DELIVERED TO CALIFORNIA PROCESSORS FROM THE 2000 CROP WITH BRIX FACTORS AND PURCHASED TONNAGE, BY TYPE, VARIETY, REPORTING DISTRICT WHERE GROWN, AND WEIGHTED AVERAGE BASE PRICE.

District, Type, and Variety	Base Price Per Ton	Brix Factors	Tons
	Dollars	Code a/	

District, Type, and Variety	Base Price Per Ton	Brix Factors	Tons
	Dollars	Code a/	

DISTRICT 14 (Cont'd.)

Chenin Blanc (Cont'd.)			
Wtd. Avg. Base & Total Tons	158.64	d/	25,661.3
Emerald Riesling	150.00	0780	608.5
	200.00	4110	228.3
	200.00	5240	1,253.8
	250.00	0980	50.5
Wtd. Avg. Base & Total Tons	186.97		2,141.1
French Colombard	87.52	0010	372.1
	92.00	0010	2.9
	95.00	0010	1,523.6
	100.00	0010	917.6
	100.00	3190	803.0
	110.00	0010	2,283.2
	110.00	3190	1,067.0
	124.32	3460	1,394.3
	125.00	0010	9,172.8
	125.00	0160	413.7
	125.00	3220	517.8
	135.00	0010	4,319.6
	143.58	3460	332.6
	150.00	0010	7,778.5
	150.00	0160	2,006.3
	150.00	3220	5,794.4
	150.00	3460	760.6
	150.00	4560	876.1
	160.00	3460	195.1
	173.42	3460	3,803.1
	175.00	2910	6,585.3
	180.00	3460	12,960.5
	185.00	3460	493.1
	200.00	0010	781.6
	200.00	3460	183.4
Wtd. Avg. Base & Total Tons	150.42		65,338.2
Green Hungarian	220.00	0510	104.9
Wtd. Avg. Base & Total Tons	220.00		104.9
Malvasia Bianca *	180.00	3460	662.7
Wtd. Avg. Base & Total Tons	180.00		662.7
Muscat of Alexandria	3.00	c/ 2030	12.4
	3.00	c/ 2075	388.2
	4.00	c/ 2030	94.9
	100.00	0010	44.7
	125.00	0010	996.4
	150.00	0980	106.5
	150.00	1000	396.5
	165.00	4110	2,243.5
	200.00	0010	632.4
	200.00	0210	637.2
	200.00	1140	1,830.1
	200.00	3250	738.0
	220.00	0210	1,486.6
	225.00	0010	4,739.8
	225.00	4110	2,676.0
	250.00	4110	1,123.8
	250.00	4620	666.7
	275.00	0980	110.7
	275.00	6286	434.8
Wtd. Avg. Base & Total Tons	208.62	d/	19,359.2
Palomino *	95.00	0010	443.9
Wtd. Avg. Base & Total Tons	95.00		443.9
Pinot Gris *	300.00	0160	892.9
	400.00	1000	242.6
	825.00	0010	141.7
Wtd. Avg. Base & Total Tons	377.24		1,277.2

Sauvignon Blanc	100.00	0010	3.6
	250.00	0190	1,024.7
	364.76	0010	318.8
Wtd. Avg. Base & Total Tons	276.76		1,347.1
Semillon	180.00	3460	659.7
Wtd. Avg. Base & Total Tons	180.00		659.7
Symphony	347.33	4110	602.0
Wtd. Avg. Base & Total Tons	347.33		602.0
Viognier	125.00	0010	171.0
Wtd. Avg. Base & Total Tons	125.00		171.0
Other White b/	80.00	1000	2.3
	92.00	0010	24.7
	125.00	0010	207.3
Wtd. Avg. Base & Total Tons	121.08		234.3

WINE GRAPES (RED)

Alicante Bouschet	3.00	c/ 2030	182.8
	100.00	0010	57.0
	200.00	0010	50.6
	300.00	0010	562.7
	385.00	1240	910.9
Wtd. Avg. Base & Total Tons	338.56	d/	1,764.0
Barbera	86.94	0010	2,355.8
	88.00	0010	1,067.4
	89.80	0010	746.5
	90.67	0010	256.3
	95.00	0010	421.5
	150.00	4610	443.1
	165.00	4610	294.1
	200.00	1210	96.1
	200.00	4610	94.5
	200.00	5250	796.8
	225.00	4110	360.3
	250.00	5240	167.2
	310.00	0800	698.9
Wtd. Avg. Base & Total Tons	138.62		7,798.5
Black Malvoisie	81.89	0294	484.1
Wtd. Avg. Base & Total Tons	81.89		484.1
Cabernet Franc	150.00	1000	41.0
	175.00	1240	110.7
Wtd. Avg. Base & Total Tons	168.24		151.7
Cabernet Sauvignon	3.00	c/ 2030	111.4
	67.06	5240	128.6
	120.64	5240	533.7
	125.00	0010	1,960.0
	125.00	1000	2,016.5
	155.00	0010	9,895.0
	300.00	0010	271.9
	300.00	0220	634.1
	300.00	4610	1,477.2
	436.23	0010	232.7
	500.00	0010	771.2
	800.00	0780	68.4
Wtd. Avg. Base & Total Tons	186.81	d/	18,100.7
Carignane	150.00	5240	1,592.0
	207.00	0010	1,763.8
	275.00	1130	587.4
	300.00	3830	388.4

TABLE 8: BASE PRICE PAID TO GROWERS FOR GRAPES CRUSHED AND DELIVERED TO CALIFORNIA PROCESSORS FROM THE 2000 CROP WITH BRIX FACTORS AND PURCHASED TONNAGE, BY TYPE, VARIETY, REPORTING DISTRICT WHERE GROWN, AND WEIGHTED AVERAGE BASE PRICE.

District, Type, and Variety	Base Price Per Ton	Brix Factors	Tons	District, Type, and Variety	Base Price Per Ton	Brix Factors	Tons
	Dollars	Code a/			Dollars	Code a/	
DISTRICT 14 (Cont'd.)							
Carignane (Cont'd.)				Wtd. Avg. Base & Total Tons	303.87	d/	1,907.3
Wtd. Avg. Base & Total Tons	203.61		4,331.6	Rubired	150.00	0010	3,792.0
Carmine	300.00	1240	421.1		150.00	1000	89.2
Wtd. Avg. Base & Total Tons	300.00		421.1		150.00	4610	1,124.0
Carnelian	200.00	0010	1,546.8		155.00	0010	2,296.2
	300.00	5250	1,707.9		175.00	0190	477.7
	350.00	0010	524.1		200.00	4560	1,961.8
Wtd. Avg. Base & Total Tons	266.00		3,778.8		200.00	4610	3,720.2
Gamay *	325.00	3360	864.8		235.00	5240	1,245.3
Wtd. Avg. Base & Total Tons	325.00		864.8		250.00	0010	3,121.2
Grenache	87.33	0010	268.9		250.00	4610	1,212.0
	95.00	0010	1,231.9		250.00	5240	1,739.3
	125.00	0010	5,734.8		275.00	0980	244.2
	150.00	0110	2,962.4		300.00	1340	474.0
	175.00	4110	256.7		300.00	5240	581.5
	180.00	2840	2,048.4		335.00	5290	223.3
	200.00	0010	59.6		350.00	0210	433.1
	225.00	3010	508.4		350.00	1000	406.3
Wtd. Avg. Base & Total Tons	140.90		13,071.1		350.00	1130	208.4
Malbec	150.00	0570	10.0	Wtd. Avg. Base & Total Tons	270.90		38,241.6
Wtd. Avg. Base & Total Tons	150.00		10.0	Ruby Cabernet	3.00	c/ 2070	21.5
Merlot	87.66	0010	68.2		100.00	4610	146.0
	158.50	0010	123.9		125.00	5600	301.6
	200.00	0190	42.5		126.21	5240	743.4
	200.00	1000	276.3		150.00	0570	81.5
	200.00	5600	628.4		150.00	0980	114.8
	200.00	5630	1,063.3		155.00	0010	1,149.6
	250.00	0220	3,470.1		175.00	0220	5,851.8
	250.00	1480	20.6		200.00	5240	38.8
	300.00	0010	290.2		300.00	0010	2,908.6
	300.00	5240	567.1		300.00	4590	24.6
	350.00	0220	876.9		300.00	4880	1,218.2
	350.00	6825	213.1		300.00	5240	90.4
	375.00	1450	199.1		327.10	5240	268.7
	400.00	5670	77.0		350.00	1120	1,617.6
	400.00	5673	322.0		350.00	4610	261.7
	500.00	0210	1,372.4		350.00	5240	143.1
	600.00	0200	62.5		400.00	5250	2,022.0
	650.00	5240	43.5		410.00	1000	331.7
	800.00	0010	497.3		475.00	1450	513.5
	2,200.00	0010	0.8	Wtd. Avg. Base & Total Tons	260.41	d/	17,849.1
Wtd. Avg. Base & Total Tons	325.49		10,215.2	Salvador	200.00	4610	2,023.3
Mission	175.00	4610	1,690.6		250.00	4105	668.2
Wtd. Avg. Base & Total Tons	175.00		1,690.6		325.00	3690	1,702.7
Nebbiolo	1,500.00	0260	6.0		325.00	4110	1,308.9
Wtd. Avg. Base & Total Tons	1,500.00		6.0	Wtd. Avg. Base & Total Tons	271.87		5,703.1
Petite Verdot	1,200.00	1770	3.3	Sangiovetto *	4.00	c/ 2030	404.5
Wtd. Avg. Base & Total Tons	1,200.00		3.3		150.00	1000	179.5
Pinot Noir	400.00	0010	35.5		200.00	1240	5.1
Wtd. Avg. Base & Total Tons	400.00		35.5	Wtd. Avg. Base & Total Tons	151.38	d/	589.1
Royalty	6.00	c/ 2075	413.7	Syrah *	87.60	0080	41.8
	200.00	4610	208.3		150.00	4610	8.5
	250.00	4610	186.2		250.00	0010	91.7
	300.00	0210	380.8		300.00	0220	3,097.1
	350.00	4650	352.7		300.00	1410	146.1
	350.00	5240	365.6	Wtd. Avg. Base & Total Tons	330.79		3,957.9

TABLE 8: BASE PRICE PAID TO GROWERS FOR GRAPES CRUSHED AND DELIVERED TO CALIFORNIA PROCESSORS FROM THE 2000 CROP WITH BRIX FACTORS AND PURCHASED TONNAGE, BY TYPE, VARIETY, REPORTING DISTRICT WHERE GROWN, AND WEIGHTED AVERAGE BASE PRICE.

District, Type, and Variety	Base Price Per Ton	Brix Factors	Tons
	Dollars	Code a/	

District, Type, and Variety	Base Price Per Ton	Brix Factors	Tons
	Dollars	Code a/	

DISTRICT 14 (Cont'd.)

Tempranillo *	200.00	1000	45.3
	360.00	0200	498.8
	400.00	0010	16.8
Wtd. Avg. Base & Total Tons	348.28		560.9
Zinfandel	79.19	0294	1,103.0
	87.32	0010	18.8
	100.00	2290	204.3
	125.00	2240	93.4
	150.00	0010	89.4
	200.00	0010	738.7
	200.00	1000	41.0
	225.00	2405	1,399.8
	250.00	0110	13,064.4
	250.00	2290	897.9
	250.00	2430	326.8
	250.00	2460	1,531.4
	250.00	2470	555.4
	295.23	2260	1,533.8
	300.00	0100	204.1
	300.00	0110	2,625.3
	300.00	2290	504.1
	300.00	2335	603.3
	305.00	0080	2,734.0
	335.00	0100	106.6
Wtd. Avg. Base & Total Tons	253.84		28,375.5
Other Red b/	3.00	c/ 2075	24.2
	82.80	0010	25.8
	150.00	0570	22.8
Wtd. Avg. Base & Total Tons	114.33	d/	72.8

DISTRICT 15

WINE GRAPES (WHITE)

Chardonnay	1,500.00	0010	1.1
Wtd. Avg. Base & Total Tons	1,500.00		1.1
Muscat of Alexandria	153.90	0010	1.3
Wtd. Avg. Base & Total Tons	153.90		1.3
Sauvignon Blanc	600.00	0010	0.7
Wtd. Avg. Base & Total Tons	600.00		0.7
St Emilion *	600.00	0010	24.2
Wtd. Avg. Base & Total Tons	600.00		24.2

WINE GRAPES (RED)

Aleatico	1,200.00	0010	0.9
Wtd. Avg. Base & Total Tons	1,200.00		0.9
Alicante Bouschet	800.00	1000	1.9
	1,200.00	1830	1.1
Wtd. Avg. Base & Total Tons	946.67		3.0
Cabernet Franc	1,200.00	0010	2.5
Wtd. Avg. Base & Total Tons	1,200.00		2.5
Cabernet Sauvignon	1,200.00	0010	1.0
	1,500.00	0010	1.0
Wtd. Avg. Base & Total Tons	1,350.00		2.0
Grenache	600.00	1580	8.3
	800.00	0010	10.1

	800.00	1210	16.9
	800.00	1240	2.7
	800.00	1580	16.5
Wtd. Avg. Base & Total Tons	769.54		54.5
Mataro *	275.00	0010	6.7
	800.00	0010	9.9
	800.00	1000	4.6
	800.00	1240	2.3
Wtd. Avg. Base & Total Tons	650.32		23.5
Merlot	1,200.00	0010	1.5
	1,500.00	0010	2.4
Wtd. Avg. Base & Total Tons	1,384.62		3.9
Petite Sirah	1,000.00	0010	1.5
Wtd. Avg. Base & Total Tons	1,000.00		1.5
Sangiovese *	1,000.00	0010	8.5
Wtd. Avg. Base & Total Tons	1,000.00		8.5
Syrah *	1,200.00	0010	1.5
	1,500.00	0010	2.0
Wtd. Avg. Base & Total Tons	1,371.43		3.5
Zinfandel	750.00	0010	4.1
	1,000.00	0010	60.4
	1,200.00	0010	15.9
	1,200.00	1010	5.1
Wtd. Avg. Base & Total Tons	1,037.13		85.5
Other Red b/	225.00	0010	4.1
Wtd. Avg. Base & Total Tons	225.00		4.1

DISTRICT 16

TABLE GRAPES

Black Prince *	275.00	0010	10.2
Wtd. Avg. Base & Total Tons	275.00		10.2

WINE GRAPES (WHITE)

Chardonnay	650.00	1000	5.1
	700.00	0010	35.0
	750.00	1210	17.9
	854.00	0980	8.9
	950.00	0010	223.0
	1,000.00	0010	512.0
	1,000.00	0980	13.3
	1,000.00	1190	21.8
	1,032.35	0980	498.0
	1,298.30	0010	266.1
Wtd. Avg. Base & Total Tons	1,041.40		1,601.1
Muscat Blanc *	700.00	0010	2.0
	789.00	1210	7.4
	789.00	1610	13.5
	800.00	0010	10.0
	850.00	1370	16.8
Wtd. Avg. Base & Total Tons	808.25		49.7
Muscat of Alexandria	650.00	1580	6.7
Wtd. Avg. Base & Total Tons	650.00		6.7

TABLE 8: BASE PRICE PAID TO GROWERS FOR GRAPES CRUSHED AND DELIVERED TO CALIFORNIA PROCESSORS FROM THE 2000 CROP WITH BRIX FACTORS AND PURCHASED TONNAGE, BY TYPE, VARIETY, REPORTING DISTRICT WHERE GROWN, AND WEIGHTED AVERAGE BASE PRICE.

District, Type, and Variety	Base Price Per Ton	Brix Factors	Tons	District, Type, and Variety	Base Price Per Ton	Brix Factors	Tons
	Dollars	Code a/			Dollars	Code a/	
DISTRICT 16 (Cont'd.)							
Palomino *	150.00	0010	4.1	Grenache	275.00	0010	163.1
	150.00	1260	5.4		450.00	0840	8.5
Wtd. Avg. Base & Total Tons	150.00		9.5		800.00	0240	15.1
Pinot Blanc	800.00	1210	18.0		850.00	1240	5.1
	850.00	0010	22.4		850.00	1580	5.9
Wtd. Avg. Base & Total Tons	827.72		40.4	Wtd. Avg. Base & Total Tons	354.62		197.7
Roussanne	1,200.00	1210	1.2	Mataro *	275.00	0010	8.7
Wtd. Avg. Base & Total Tons	1,200.00		1.2		800.00	0010	5.0
Sauvignon Blanc	750.00	0010	5.1		800.00	0240	20.4
	750.00	0960	5.1		800.00	1630	10.2
	800.00	0010	68.7		850.00	1240	6.4
	890.00	0010	5.8		1,054.00	0010	10.2
	900.00	1210	12.4	Wtd. Avg. Base & Total Tons	772.80		60.9
	970.78	0010	57.3	Merlot	750.00	1000	2.2
Wtd. Avg. Base & Total Tons	871.49		154.4		800.00	1610	7.0
Viognier	850.00	1210	4.4		1,000.00	0010	263.1
	1,000.00	1710	6.8		1,150.00	0010	6.2
	1,200.00	1610	10.2		1,150.00	1760	15.0
Wtd. Avg. Base & Total Tons	1,064.49		21.4		1,288.06	0010	90.6
White Riesling *	600.00	1190	5.6		1,350.00	1580	20.5
	787.00	0780	7.3		1,358.00	0980	4.0
	800.00	0010	33.0		1,366.57	0010	211.5
	800.00	0540	2.0		1,500.00	1610	2.9
Wtd. Avg. Base & Total Tons	774.64		47.9	Wtd. Avg. Base & Total Tons	1,184.45		623.0
WINE GRAPES (RED)				Mission	100.00	0010	28.4
Alicante Bouschet	275.00	0010	5.0	Wtd. Avg. Base & Total Tons	100.00		28.4
Wtd. Avg. Base & Total Tons	275.00		5.0	Nebbiolo	900.00	1580	10.9
Barbera	750.00	1240	3.3	Wtd. Avg. Base & Total Tons	900.00		10.9
	800.00	1240	3.2	Salvador	1,000.00	1210	0.2
	900.00	1610	10.1	Wtd. Avg. Base & Total Tons	1,000.00		0.2
Wtd. Avg. Base & Total Tons	850.90		16.6	Sangiovetto *	500.00	1610	2.7
Cabernet Franc	909.00	0010	8.2		1,000.00	1610	5.4
	909.00	1610	5.4		1,127.00	0010	11.0
	1,000.00	0010	11.8		1,127.00	1210	15.9
	1,100.00	1610	7.9		1,175.00	1000	2.1
Wtd. Avg. Base & Total Tons	986.56		33.3	Wtd. Avg. Base & Total Tons	1,065.60		37.1
Cabernet Sauvignon	800.00	0010	5.0	Syrah *	500.00	1580	1.0
	871.10	0010	181.0		800.00	1820	5.5
	900.00	1610	7.8		1,220.28	1240	3.8
	1,000.00	0010	218.9		1,225.00	1590	20.0
	1,000.00	1240	5.1		1,300.00	0620	8.6
	1,180.00	1580	40.0		1,300.00	1000	3.2
	1,200.00	0010	93.8		1,300.00	1590	9.4
	1,300.00	1720	4.9		1,300.00	1610	5.1
	1,590.00	1240	0.8		1,325.00	1240	13.4
Wtd. Avg. Base & Total Tons	1,005.01		557.3	Wtd. Avg. Base & Total Tons	1,228.32		70.0
Carignane	275.00	0010	29.8	Tempranillo *	1,000.00	1610	1.8
	450.00	1000	3.2	Wtd. Avg. Base & Total Tons	1,000.00		1.8
	500.00	1240	12.8	Terret Noir	900.00	1210	1.3
Wtd. Avg. Base & Total Tons	350.11		45.8	Wtd. Avg. Base & Total Tons	900.00		1.3
Cinsault	1,000.00	1590	14.0	Zinfandel	500.00	0960	21.7
Wtd. Avg. Base & Total Tons	1,000.00		14.0		550.00	0010	670.2
					800.00	1630	10.8
					878.00	1280	41.9
					1,200.00	0240	19.8
					1,200.00	1790	11.6
				Wtd. Avg. Base & Total Tons	596.09		776.0

TABLE 8: BASE PRICE PAID TO GROWERS FOR GRAPES CRUSHED AND DELIVERED TO CALIFORNIA PROCESSORS FROM THE 2000 CROP WITH BRIX FACTORS AND PURCHASED TONNAGE, BY TYPE, VARIETY, REPORTING DISTRICT WHERE GROWN, AND WEIGHTED AVERAGE BASE PRICE.

District, Type, and Variety	Base Price Per Ton	Brix Factors	Tons	District, Type, and Variety	Base Price Per Ton	Brix Factors	Tons
	Dollars	Code a/			Dollars	Code a/	
DISTRICT 17							
WINE GRAPES (WHITE)							
Chardonnay	125.00	0010	37.2		400.00	0960	123.1
	400.00	3430	42.4		400.00	3270	416.8
	400.00	4660	199.1		450.00	4060	316.6
	400.00	4860	36.0		500.00	0760	96.5
	400.00	5660	771.7		500.00	0780	164.5
	500.00	1210	1,564.1		550.00	0595	203.1
	525.00	4660	95.1		550.00	1000	45.6
	575.00	0010	294.9		600.00	1350	43.1
	575.00	1120	392.4				
	575.00	4640	2,539.8	Wtd. Avg. Base & Total Tons	361.78	d/	6,246.1
	575.00	5180	245.2	French Colombard	238.48	0510	335.9
	575.00	5660	6,230.9		280.00	4060	79.8
	600.00	0010	5,872.7	Wtd. Avg. Base & Total Tons	246.45		415.7
	600.00	1210	147.2	Gewurztraminer	600.00	1210	279.9
	600.00	1240	162.9	Wtd. Avg. Base & Total Tons	600.00		279.9
	600.00	4640	703.6	Muscat Blanc *	600.00	0010	97.0
	600.00	4660	651.0		600.00	4950	24.3
	650.00	0010	92.1		700.00	3680	24.5
	650.00	1210	933.5	Wtd. Avg. Base & Total Tons	616.80		145.8
	650.00	3040	800.9	Pinot Gris *	650.00	0010	74.5
	650.00	3430	308.0		800.00	3860	18.8
	650.00	4340	750.4	Wtd. Avg. Base & Total Tons	680.23		93.3
	650.00	4640	287.5	Sauvignon Blanc	500.00	1210	1,235.3
	665.00	1210	3,950.8		500.00	3730	387.0
	666.82	0010	434.6		550.00	0010	44.5
	667.00	4990	90.0		550.00	3520	77.3
	667.34	0010	196.4		550.00	4660	152.9
	700.00	0010	90.6		572.08	3730	119.9
	700.00	1240	111.9		572.08	4640	281.1
	701.86	3730	473.1		600.00	3552	243.5
	701.86	4640	747.4		600.00	4640	256.6
	717.00	3430	201.9		700.00	0010	44.2
	747.56	4340	193.0		750.00	0010	128.4
	750.00	0010	20.7	Wtd. Avg. Base & Total Tons	544.97		2,970.7
	750.00	1450	8.3	Symphony	290.00	0010	249.8
	750.00	6680	192.0		300.00	4640	310.6
	755.23	4340	645.9		350.00	3250	354.2
	800.00	0010	1,302.1		525.00	3250	2.0
	800.00	1000	2.2	Wtd. Avg. Base & Total Tons	317.09		916.6
	800.00	1210	860.6	Viognier	800.00	2005	2.1
	800.00	1260	222.9		900.00	6150	149.5
	800.00	6010	750.2	Wtd. Avg. Base & Total Tons	1,100.00	1630	2.4
	800.00	6110	1,700.4				
	800.00	6150	134.7				
	900.00	0010	150.9				
	900.00	1000	34.0				
	900.00	1370	24.0				
	900.32	0010	286.1				
	950.00	1210	25.4				
	950.00	6110	1,513.0				
	955.00	6110	127.4				
	1,000.00	0010	98.5				
	1,000.00	1580	377.2				
	1,000.00	5620	438.6				
	1,000.00	6650	92.9				
	1,200.00	0850	74.6				
Wtd. Avg. Base & Total Tons	660.28		38,730.9				
Chenin Blanc	4.00	c/ 2030	25.5				
	145.00	2405	70.9	Alicante Bouschet	1,000.00	6150	32.0
	145.00	3270	48.3	Wtd. Avg. Base & Total Tons	1,000.00		32.0
	265.00	0630	370.1	Cabernet Sauvignon	550.00	1240	141.1
	300.00	0630	81.8		650.00	4640	253.2
	300.00	2405	394.2		745.89	1210	512.2
	300.00	3220	88.4		745.98	4640	183.2
	300.00	3285	134.0		750.00	5940	192.6
	300.00	3740	569.5		750.00	6915	201.9
	325.00	0810	223.7		800.00	1610	143.2
	325.00	2910	480.3		800.00	1620	75.6
	350.00	2405	1,043.7	Wtd. Avg. Base & Total Tons	723.32		1,703.0
	375.00	3270	450.0	Cinsault	474.13	6150	21.3
	388.32	2910	189.3	Wtd. Avg. Base & Total Tons	474.13		21.3
	400.00	0010	195.0				
	400.00	0630	472.1				

TABLE 8: BASE PRICE PAID TO GROWERS FOR GRAPES CRUSHED AND DELIVERED TO CALIFORNIA PROCESSORS FROM THE 2000 CROP WITH BRIX FACTORS AND PURCHASED TONNAGE, BY TYPE, VARIETY, REPORTING DISTRICT WHERE GROWN, AND WEIGHTED AVERAGE BASE PRICE.

District, Type, and Variety	Base Price Per Ton	Brix Factors	Tons	District, Type, and Variety	Base Price Per Ton	Brix Factors	Tons
	Dollars	Code a/			Dollars	Code a/	
DISTRICT 17 (Cont'd.)				Pinot Noir	650.00	1210	272.7
Gamay *	400.00	0510	106.8		800.00	6110	23.0
	400.00	0980	51.5	Wtd. Avg. Base & Total Tons	661.67		295.7
Wtd. Avg. Base & Total Tons	400.00		158.3	Syrah *	700.00	0010	299.2
Grenache	474.13	6150	109.5		700.00	6480	3.5
	600.00	0010	23.6		800.00	6110	191.2
	800.00	1230	4.4		1,000.00	6150	1,011.1
	800.00	6010	88.4		1,100.00	0010	4.6
Wtd. Avg. Base & Total Tons	621.15		225.9	Wtd. Avg. Base & Total Tons	914.82		1,509.6
Mataro *	474.13	6150	59.4	Zinfandel	300.00	0510	785.8
	700.00	5940	24.9		350.00	0530	449.4
Wtd. Avg. Base & Total Tons	540.85		84.3		350.00	2480	245.9
Merlot	125.00	6825	24.3		350.00	2630	598.8
	450.00	5660	259.6		440.19	0410	189.3
	550.00	0010	698.9		500.00	0510	174.6
	550.00	4640	342.7		500.00	2760	953.5
	550.00	5660	840.0		500.00	2790	603.1
	575.00	0010	322.9		505.00	2790	103.1
	600.00	0010	49.3		600.00	1610	9.5
	600.00	4640	120.1	Wtd. Avg. Base & Total Tons	412.20		4,113.0
	650.00	0780	666.6				
	650.00	4640	115.8				
	700.00	0010	580.9				
	700.00	1260	1.2				
	700.00	1610	102.4				
	700.00	5940	825.6				
	703.46	1210	704.8				
	703.46	4640	686.4				
	750.00	1610	237.0				
	800.00	0010	269.7				
	800.00	1210	27.6				
	800.00	6110	46.3				
	900.00	0010	47.1				
	900.00	1610	459.7				
Wtd. Avg. Base & Total Tons	658.92		7,428.9				
Petite Sirah	620.00	0010	279.5				
	700.00	6480	27.1				
	800.00	1610	41.3				
	850.00	0010	2.4				
	897.76	0010	25.8				
	938.56	0010	12.9				
	950.00	5620	69.9				
	1,100.00	0010	48.2				
	1,100.00	1210	25.4				
	1,100.00	1630	21.9				
	1,469.52	6110	224.6				
Wtd. Avg. Base & Total Tons	980.90		779.0				

* Synonyms for variety names are shown on Page 5.
a/ See code descriptions in Table 8 - Supplement: Brix Adjustment Factors.
b/ Other categories include minor and mixed varieties.
c/ Price basis per Degree Brix.
d/ Price per Degree Brix not included in weighted average base price or totals.
e/ All prices based on per Degree Brix.

TABLE 8 - SUPPLEMENT: BRIX ADJUSTMENT FACTORS

The following Brix adjustment factors are on a per degree Brix basis and are normally calculated to a tenth of a degree, and are cumulative unless otherwise indicated. Most processors, however, indicate maximum and/or minimum Brix acceptance limits. Grapes testing above or below these limits may be subject to price renegotiation, acceptance for use other than for table wine, or rejection by the processors. Discounts for high sugar apply to both base price and bonus unless otherwise stated. There are factors other than Brix, such as material other than grapes (MOG), defects, weight loss in late harvest grapes, and sugar/acid ratios that affect grape prices. These were not considered in this presentation, unless otherwise stated, but were considered in arriving at weighted average prices.

<u>Category</u>	<u>Code</u>	<u>Description</u>	<u>Category</u>	<u>Code</u>	<u>Description</u>
PREMIUM OR PEN	0010	No max. or min.	0980	Acceptable limits 21-24	
	0020	Min. acceptance 10	0990	Acceptable limits 21-24.5	
	0060	Min. acceptance 15	1000	Acceptable limits 21-25	
	0070	Min. acceptance 15.5	1010	Acceptable limits 21-26	
	0080	Min. acceptance 16	1013	Acceptable limits 21-26.5	
	0090	Min. acceptance 16.5	1020	Acceptable limits 21-27	
	0100	Min. acceptance 17	1030	Acceptable limits 21-28	
	0110	Min. acceptance 17.5	1040	Acceptable limits 21-29	
	0120	Min. acceptance 18	1050	Acceptable limits 21-30	
	0130	Min. acceptance 18.5	1060	Acceptable limits 21-40	
	0140	Min. acceptance 19	1090	Acceptable limits 21.5-23	
	0150	Min. acceptance 19.5	1100	Acceptable limits 21.5-23.4	
	0160	Min. acceptance 20	1110	Acceptable limits 21.5-23.5	
	0170	Min. acceptance 20.5	1120	Acceptable limits 21.5-24	
	0182	Min. acceptance 20.9	1130	Acceptable limits 21.5-24.5	
	0190	Min. acceptance 21	1140	Acceptable limits 21.5-25	
	0200	Min. acceptance 21.5	1150	Acceptable limits 21.5-25.4	
	0210	Min. acceptance 22	1157	Acceptable limits 21.5-27	
	0220	Min. acceptance 22.5	1185	Acceptable limits 21.9-23.6	
	0230	Min. acceptance 23	1190	Acceptable limits 22-23	
	0240	Min. acceptance 23.5	1200	Acceptable limits 22-23.5	
	0250	Min. acceptance 24	1210	Acceptable limits 22-24	
	0255	Min. acceptance 24.5	1230	Acceptable limits 22-24.5	
	0260	Min. acceptance 25	1240	Acceptable limits 22-25	
	0262	Min. acceptance 25.3	1250	Acceptable limits 22-25.5	
	0293	Acceptable limits 8-22	1260	Acceptable limits 22-26	
	0294	Acceptable limits 8-23	1270	Acceptable limits 22-26.5	
	0320	Acceptable limits 14-17	1280	Acceptable limits 22-27	
	0324	Acceptable limits 15-18	1290	Acceptable limits 22-28	
	0360	Acceptable limits 16-20	1295	Acceptable limits 22-29	
	0400	Acceptable limits 16.5-20	1300	Acceptable limits 22-30	
	0410	Acceptable limits 17-19	1325	Acceptable limits 22.2-24.2	
	0420	Acceptable limits 17-20	1326	Acceptable limits 22.3-23.3	
	0450	Acceptable limits 17-21	1327	Acceptable limits 22.3-24	
	0460	Acceptable limits 17-22	1330	Acceptable limits 22.3-25	
	0475	Acceptable limits 17-24	1340	Acceptable limits 22.3-26	
	0490	Acceptable limits 17.5-21	1345	Acceptable limits 22.5-23.2	
	0493	Acceptable limits 17.5-22	1350	Acceptable limits 22.5-23.5	
	0496	Acceptable limits 17.5-23	1360	Acceptable limits 22.5-23.7	
	0500	Acceptable limits 18-19.5	1361	Acceptable limits 22.5-23.8	
	0510	Acceptable limits 18-20	1370	Acceptable limits 22.5-24	
	0520	Acceptable limits 18-21	1390	Acceptable limits 22.5-24.3	
	0525	Acceptable limits 18-21.5	1410	Acceptable limits 22.5-24.5	
	0530	Acceptable limits 18-22	1420	Acceptable limits 22.5-24.6	
	0540	Acceptable limits 18-23	1431	Acceptable limits 22.5-24.8	
	0550	Acceptable limits 18-24	1450	Acceptable limits 22.5-25	
	0570	Acceptable limits 18-25	1460	Acceptable limits 22.5-25.1	
	0590	Acceptable limits 18.5-20.5	1480	Acceptable limits 22.5-25.5	
	0595	Acceptable limits 18.5-21	1500	Acceptable limits 22.5-26	
	0600	Acceptable limits 18.5-21.5	1505	Acceptable limits 22.5-26.5	
	0620	Acceptable limits 19-20	1515	Acceptable limits 22.5-28	
	0630	Acceptable limits 19-21	1525	Acceptable limits 22.8-23.5	
	0640	Acceptable limits 19-22	1532	Acceptable limits 22.8-24.2	
	0645	Acceptable limits 19-22.5	1550	Acceptable limits 22.8-25.5	
	0660	Acceptable limits 19-24	1552	Acceptable limits 22.8-26	
	0700	Acceptable limits 19.5-21.5	1555	Acceptable limits 22.9-26.6	
	0730	Acceptable limits 19.5-23.5	1558	Acceptable limits 23-23.2	
	0740	Acceptable limits 19.5-24	1570	Acceptable limits 23-23.5	
	0760	Acceptable limits 20-21	1580	Acceptable limits 23-24	
	0780	Acceptable limits 20-22	1590	Acceptable limits 23-24.5	
	0800	Acceptable limits 20-23	1600	Acceptable limits 23-24.8	
	0810	Acceptable limits 20-23.5	1610	Acceptable limits 23-25	
	0820	Acceptable limits 20-24	1620	Acceptable limits 23-25.5	
	0840	Acceptable limits 20-25	1630	Acceptable limits 23-26	
	0850	Acceptable limits 20-26	1635	Acceptable limits 23.0-26.5	
	0855	Acceptable limits 20-27	1638	Acceptable limits 23-26.8	
	0860	Acceptable limits 20-28	1640	Acceptable limits 23-27	
	0900	Acceptable limits 20.5-23.5	1645	Acceptable limits 23-27.5	
	0910	Acceptable limits 20.5-24	1650	Acceptable limits 23-28	
	0933	Acceptable limits 21-21.8	1670	Acceptable limits 23-30	
	0940	Acceptable limits 21-22	1688	Acceptable limits 23-34	
	0950	Acceptable limits 21-22.5	1690	Acceptable limits 23-35	
	0960	Acceptable limits 21-23	1703	Acceptable limits 23.2-24.8	
	0970	Acceptable limits 21-23.5	1705	Acceptable limits 23.2-25	

TABLE 8 - SUPPLEMENT: BRIX ADJUSTMENT FACTORS

The following Brix adjustment factors are on a per degree Brix basis and are normally calculated to a tenth of a degree, and are cumulative unless otherwise indicated. Most processors, however, indicate maximum and/or minimum Brix acceptance limits. Grapes testing above or below these limits may be subject to price renegotiation, acceptance for use other than for table wine, or rejection by the processors. Discounts for high sugar apply to both base price and bonus unless otherwise stated. There are factors other than Brix, such as material other than grapes (MOG), defects, weight loss in late harvest grapes, and sugar/acid ratios that affect grape prices. These were not considered in this presentation, unless otherwise stated, but were considered in arriving at weighted average prices.

<u>Category</u>	<u>Code</u>	<u>Description</u>	<u>Category</u>	<u>Code</u>	<u>Description</u>	
PREMIUM OR PEN (Cont'd.)	1710	Acceptable limits 23.5-24.5	16.5-20 BRIX	2415	No premium; -10% below	
	1720	Acceptable limits 23.5-25	17 BRIX	2430	No premium; -10%	
	1728	Acceptable limits 23.5-25.2		2450	No premium; -10%, min. 15	
	1730	Acceptable limits 23.5-25.5		2460	No premium; -10%, min. 16	
	1740	Acceptable limits 23.5-26		2470	No premium; -10%, min. 16.5	
	1750	Acceptable limits 23.5-26.5		2480	No premium; -15%, min. 16	
	1752	Acceptable limits 23.5-27	17-19 BRIX	2500	No premium; -10% above or below, acceptable limits 16-20	
	1753	Acceptable limits 23.6-24.4				
	1755	Acceptable limits 23.8-25.2	17-20 BRIX	2530	No premium; -10% to 16, -15% below 16	
	1757	Acceptable limits 23.8-25.5		2545	No premium; -15% below	
	1760	Acceptable limits 24-24.5	17-20.5 BRIX	2550	No premium; -20% to 16.5, -60% below 16.5, -40% above 20.5	
	1770	Acceptable limits 24-25				
	1780	Acceptable limits 24-25.5	17-21.5 BRIX	2555	No premium; -10% to 16, -15% below 16	
	1790	Acceptable limits 24-26	17-22 BRIX	2570	No premium; -20% to 16.5, -60% below 16.5, -40% above 22	
	1810	Acceptable limits 24-26.5				
	1820	Acceptable limits 24-27	17-25 BRIX	2580	No premium; -10% below	
	1825	Acceptable limits 24-27.5	17-30 BRIX	2590	No premium; -10% below	
	1830	Acceptable limits 24-28	17.5 BRIX	2600	No premium; -10%	
	1835	Acceptable limits 24-29	18 BRIX	2620	No premium; -10%	
	1840	Acceptable limits 24-30		2630	No premium; -10%, min. 17	
	1853	Acceptable limits 24-36		2633	No premium; -10% below, min. 17.5	
	1855	Acceptable limits 24.5-25	18-20 BRIX	2655	No premium; -15% below	
	1858	Acceptable limits 24.5-25.5	18-21 BRIX	2710	No premium; -15% below	
	1860	Acceptable limits 24.5-26	18-22 BRIX	2740	No premium; -10% to 16.5, -20% below 16.5, -10% above 22	
	1870	Acceptable limits 24.5-26.5				
	1890	Acceptable limits 24.5-30		2755	No premium; -20% above or below	
	1892	Acceptable limits 24.5-32		2760	No premium; -20% to 16.5, -30% below 16.5, -10% above 22	
	1900	Acceptable limits 25-27		2765	No premium; -20% to 16.5, -30% below 16.5, -10% above 22	
	1910	Acceptable limits 25-28		2770	No premium; -20% to 16.5, -30% below 16.5, -20% above 22	
	1915	Acceptable limits 25-29		2790	No premium; -20% to 17.5, -30% below 17.5, -20% above 22	
	1920	Acceptable limits 25-30				
	1930	Acceptable limits 25-32	18-22.5 BRIX	2810	No premium; -20% to 17, -30% below 17, -20% above 22.5	
	1945	Acceptable limits 25-45				
	1946	Acceptable limits 26-29	18-25 BRIX	2840	No premium; -10% below	
	1947	Acceptable limits 24-32	18.5 BRIX	2850	No premium; -5% below	
1972	Acceptable limits 26-40	19 BRIX	2890	No premium; -10%		
1974	Acceptable limits 27-30		2910	No premium; -10%, min. 18		
1993	Acceptable limits 28-37		2920	No premium; -15%, min. 18		
1995	Acceptable limits 30-35	19-20.5 BRIX	2924	No premium; -10% above, max. 24		
1997	Acceptable limits 32-35		2925	No premium; -20% above or below, acceptable limits 17.5-21.0		
1998	Acceptable limits 30-40					
2002	Acceptable limits 32-45	19-21 BRIX	2950	No premium; -10% above or below, acceptable limits 18.5-21.5		
2005	Acceptable limits 35-40		2952	No premium; -20% above or below		
SPECIAL CLASS	2030	Per degree brix	19-21.5 BRIX	2955	No premium; -10 below	
	2035	Per degree brix, above 20 max 23		2960	No premium; -10% to 18, -15% below 18	
	2045	Per degree brix, above 21 max 23	19-23 BRIX	2990	No premium; -10% below	
	2060	Per degree brix, max. 22	19-25 BRIX	3005	No premium; -5% below	
	2070	Per degree brix, max. 23		3010	No premium; -10% below	
	2072	Per degree brix, max 24		3020	No premium; -5%	
	2073	Per degree brix, above 22 max 25	19.5 BRIX	3030	No premium; -10%	
	2075	Per degree brix, max 25		3040	No premium; -10%, min. 18.5	
	14-19 BRIX	2080	No premium; -10% below	19.5-20.5 BRIX	3065	No premium; -10% above or below, acceptable limits 19-24
		15 BRIX	2110	No premium; -10%, min. 14		
2120			No premium; -10%, min. 14.5	19.5-21.5 BRIX	3070	No premium; -10% above or below, acceptable limits 19-22
15-19 BRIX	2130	No premium; -15% below				
	2140	No premium; -15% min. 14	19.5-22 BRIX	3100	No premium; -5% below	
15.5 BRIX	2150	No premium; -10% to 14, -15% below 14	19.5-23 BRIX	3165	No premium; -15% above or below, acceptable limits 18.5-24	
	2170	No premium; -10%, min. 14.5				
16 BRIX	2175	No premium; -15% min. 14.5	19.5-25 BRIX	3175	No premium; -10% below	
	2240	No premium; -10%	20 BRIX	3190	No premium; -5%	
	2250	No premium; -10%, min. 14		3200	No premium; -5%, min. 18	
	2260	No premium; -10%, min. 15		3220	No premium; -10%	
16-19 BRIX	2280	No premium; -15% below		3225	No premium; -10%, min. 17.5	
	2290	No premium; -15%, min. 15		3230	No premium; -10%, min. 18	
	2300	No premium; -10% above or below, acceptable limits 15-20		3250	No premium; -10% min. 19	
16-20 BRIX	2310	No premium; -10% to 15, -15% below 15		3270	No premium; -15% below	
	2330	No premium; -10% below, min. acceptance 14		3285	+10% max 21, -15% below	
16-21 BRIX	2335	No premium; -15% above or below, acceptable limits 15-22	20-21 BRIX	3325	No premium; -20% above or below, acceptable limits 19.5-22	
16.5 BRIX	2402	+10% max 18, -10% min 15				
	2403	+10% max 18, -20% min 15				
	2405	+15% max 18, -15% below				

TABLE 8 - SUPPLEMENT: BRIX ADJUSTMENT FACTORS

The following Brix adjustment factors are on a per degree Brix basis and are normally calculated to a tenth of a degree, and are cumulative unless otherwise indicated. Most processors, however, indicate maximum and/or minimum Brix acceptance limits. Grapes testing above or below these limits may be subject to price renegotiation, acceptance for use other than for table wine, or rejection by the processors. Discounts for high sugar apply to both base price and bonus unless otherwise stated. There are factors other than Brix, such as material other than grapes (MOG), defects, weight loss in late harvest grapes, and sugar/acid ratios that affect grape prices. These were not considered in this presentation, unless otherwise stated, but were considered in arriving at weighted average prices.

<u>Category</u>	<u>Code</u>	<u>Description</u>	<u>Category</u>	<u>Code</u>	<u>Description</u>
20-22 BRIX	3340	No premium; -10% above or below, acceptable limits 19.5-22.5	21-25 BRIX	4105	No premium; -5% below
	3345	No premium; -20% above or below		4110	No premium; -10% below
20-22.5 BRIX	3360	No premium; -10% above or below, acceptable limits 19-23.5		4160	No premium; -20% to 20, -30% below 20, -20% above 25
20-23 BRIX	3380	No premium; -10% to 19, -15% below 19	21-26 BRIX	4175	No premium; -20% to 20, -30% below 20, -20% above 26
	3405	No premium; -20% above or below	21.5 BRIX	4230	No premium; -10%
20-24 BRIX	3425	No premium; -5%, min. 18.5		4250	No premium; -10%, min. 20.5
	3430	No premium; -10% below		4253	No premium; -10% min. 21
20-25 BRIX	3460	No premium; -10% below		4260	No premium; -15%
20-30 BRIX	3480	No premium; -10% below		4270	No premium; -15%, min. 20.5
20.1-30 BRIX	3485	No premium; -20% below	21.5-23.5 BRIX	4300	No premium; -10% to 20.5, -15% below 20.5
20.3-24.7 BRIX	3488	No premium; -10% above or below, acceptable limits 21-26		4340	No premium; -10% above or below, acceptable limits 21-24
20.4-22.4 BRIX	3489	No premium; -10% above or below, acceptable limits 20-23		4350	No premium; -10% above or below, acceptable limits 21-24.5
20.5 BRIX	3490	No premium; -10%		4365	No premium; -20 above or below
	3510	No premium; -10% below, min. 19.5	21.5-24 BRIX	4430	No premium; -10% above or below, acceptable limits 20.5-25
20.5-21.5 BRIX	3520	No premium; -10% below		4440	No premium; -20% to 21, -30% below 21, -20% above 24
20.5-22.5 BRIX	3551	No premium; -10 above or below, acceptable limits 19.5-23		4450	No premium; -10% above or below, acceptable limits 20.5-25.5
	3552	No premium; -10% above or below, acceptable limits 20-23	21.5-24.5 BRIX	4470	No premium; -20% to 21, -30% below 21, -20% above 24.5
	3554	No premium; -10% above or below, acceptable limits 19.5-23.5		4473	No premium; -25% below
	3556	No premium; -10 above or below, acceptable limits 20-23	21.5-25 BRIX	4478	No premium; -10%, min. 20.5
	3558	No premium; -10% above or below, acceptable limits 20-23.5		4480	No premium; -10% below
	3565	No premium; -20% above or below		4483	No premium; -10% above, max 25.5
20.5-23 BRIX	3620	No premium; -15% above or below, acceptable limits 19.5-24	21.8-23.7 BRIX	4520	No premium; -10% above or below, max 25
	3630	No premium; -20% above or below, acceptable limits 19.5-24	21.8-23.8 BRIX	4528	No premium; -10% above or below, acceptable limits 21.5-24.5
20.7-24.6 BRIX	3663	No premium; -10% above or below, acceptable limits 21-25.5	21.9 BRIX	4535	+10% above, max 23, above 23 base price, max acceptance 30
20.7-25.6 BRIX	3666	No premium; -10% above or below, acceptable limits 21-26.6	21.9-23.9 BRIX	4540	No premium; -10% above or below, acceptable limits 21.5-24.5
20.9-22.9 BRIX	3680	No premium; -10% above or below, acceptable limits 20.5-23.5	21.9-25.5 BRIX	4550	No premium; -10% above or below
	3682	No premium; 10% above, acceptable limits 20.9-24	22 BRIX	4560	No premium; -5%
21 BRIX	3690	No premium; -5%		4580	No premium; -5%, min. 20
	3710	No premium; -10%		4590	No premium; -5%, min. 21
	3713	No premium; -10% min. 19		4600	No premium; -8% below
	3715	No premium; -10%, min. 19.5		4610	No premium; -10% below
	3730	No premium; -10%, min. 20		4612	No premium; 10% min. 17.5
	3740	No premium; -15% below		4620	No premium; -10%, min. 20
	3753	No premium, -25% min 20		4625	No premium; -10%, min. 20.5
	3755	No premium -30%, min. 20		4640	No premium; -10%, min. 21
21-22.5 BRIX	3800	No premium; -10% below, min. 17.5		4650	No premium; -10%, min. 21.5
	3807	No premium; -20% above or below, acceptable limits 20-23.5		4660	No premium; -15% below
21-23 BRIX	3810	No premium; -10% below		4670	No premium; -15% min. 21
	3822	No premium; -10% to 20, -15% below 20, min. acceptance 19	22-22.8 BRIX	4672	No premium; -15% min. 21.5
	3830	No premium; -10% above or below		4680	No premium; -20% below
	3860	No premium; -10% above or below, acceptable limits 20.5-23.5	22-23.5 BRIX	4682	No premium; -20%, min. 21
	3895	No premium; -20% above or below		4690	+5% above
	3900	No premium; -20% to 20, -30% below 20, -20% above 23	22-24 BRIX	4723	No premium; \$1350.00 below
21-23.5 BRIX	3935	No premium; -10% above or below		4725	No premium; -10% above or below, acceptable limits 21-24
	3965	No premium; -20% above or below		4815	+15% to 25, min. 21
	3970	No premium; -20% to 20, -30% below 20, -20% above 23.5		4820	No premium; -20% to 21, -30% below 21, -20% above 23.5
	3980	No premium; -20% to 20, -60% below 20, -40% above 23.5		4840	No premium; -5% below, min. 20
21-24 BRIX	4040	No premium; -10% above or below, acceptable limits 20-25		4850	No premium; -5% below, min. 21
	4060	No premium; -20% to 20, -30% below 20, -20% above 24		4860	No premium; -10% below
	4080	No premium; -30% below 21, -20% above 24		4870	No premium; -10% below, min. 20
21-24.5 BRIX	4100	No premium; -20% to 20, -30% below 20, -20% above 24.5		4880	No premium; -10% below, min. 21
				4900	No premium; -10% to 21, -15% below 21
				4910	No premium; -10% above or below
				4940	No premium; -10% above or below, acceptable limits 21-25
				4950	No premium; -10% above or below, acceptable limits 21.5-24.5
				4955	No premium; -10% to 21%, -30% below 21, -20% above 24
				4960	No premium; -10% above or below, acceptable limits 21.5-25

TABLE 8 - SUPPLEMENT: BRIX ADJUSTMENT FACTORS

The following Brix adjustment factors are on a per degree Brix basis and are normally calculated to a tenth of a degree, and are cumulative unless otherwise indicated. Most processors, however, indicate maximum and/or minimum Brix acceptance limits. Grapes testing above or below these limits may be subject to price renegotiation, acceptance for use other than for table wine, or rejection by the processors. Discounts for high sugar apply to both base price and bonus unless otherwise stated. There are factors other than Brix, such as material other than grapes (MOG), defects, weight loss in late harvest grapes, and sugar/acid ratios that affect grape prices. These were not considered in this presentation, unless otherwise stated, but were considered in arriving at weighted average prices.

<u>Category</u>	<u>Code</u>	<u>Description</u>	<u>Category</u>	<u>Code</u>	<u>Description</u>		
22-24 BRIX (Cont'd.)	4990	No premium; -15% below	22.5-23 BRIX 22.5-23.5 BRIX	5680	No premium; -20% below		
	5043	No premium; -20% above or below		5715	No premium; 10% below		
	5045	+20% above		5740	No premium; -10% above or below		
	5070	No premium; -20% to 21, -30% below 21, -20% above 24		5750	No premium; -10% above or below, acceptable limits 21.5-24.5		
	5080	No premium; -20% to 21.5, -30% below 21.5, -20% above 24		22.5-24 BRIX	5758	No premium; -10%, min. 21.5	
	5095	+20% to 25, min. 21			5855	No premium; -15% to 21.5, -20% below 21.5	
	5100	No premium; -30% below 22, -20% above 24		22.5-24.5 BRIX	5857	+15% to 25, min. 21	
	5110	No premium; -60% below 22, -40% above 24			5870	No premium; -20% to 22, -30% below 22, -20% above 24	
	22-24.5 BRIX	5140			No premium; -10% below	5940	No premium; -10% above and below, acceptable limits 22-25
		5150			No premium; -10% below, min. acceptance 21	5945	No premium; -10% above or below, acceptable limits 22-25.5
		5160			No premium; -10% to 21, -15% below 21	5965	No premium; -15% above or below
5170		No premium; -10% above or below	5990		No premium; -20% above or below		
5180		No premium; -10% above or below, acceptable limits 21-25.5	6000		No premium; -20% to 21, -30% below 21, -20% above 24.5		
5200		No premium; -15% above or below, acceptable limits 21-25.5	6010		No premium; -20% to 22, -30% below 22, -20% above 24.5		
5204		No premium; -20% above or below	22.5-25 BRIX		6035	+10% to 25, +15% above 25; -20%, min. 21	
5210		No premium; -20% to 21, -30% below 21, -20% above 24.5			6040	No premium; -10% below	
5220		No premium; -20% to 21.5, -30% below 21.5, -20% above 24.5			6080	No premium; -10% above or below, acceptable limits 21.5-26	
5230		No premium; -20% to 21, -60% below 21, -40% above 24.5		6090	No premium; -15% below		
22-25 BRIX		5240		No premium; -10% below	6095	No premium; -20% above or below	
	5250	No premium; -10% below, min. 21		6110	No premium; -20% to 22, -30% below 22, -20% above 25		
	5255	No premium; -10% to 21, -15% below 21		6123	+10%, min. 21.5		
	5260	No premium; -10% above or below		22.5-25.5 BRIX	6140	No premium; -20% to 22, -30% below 22, -20% above 25.5	
	5272	No premium; -10% above or below, acceptable limits 21.5-26			22.5-26 BRIX	6150	No premium; -10% below 22
	5285	No premium; -10% to 21, -30% below 21, -20% above 25				6160	No premium; -20% to 22, -30% below 22, -20% above 26
	5290	No premium; -15% below				22.5-26.5 BRIX	6180
	5295	No premium; -15% to 21, -20% below 21	6218				No premium; -10%, min. 21.4
	5308	No premium; -15% above or below, acceptable limits 21-25.5	6210				No premium; -10%, min. 21.7
	5310	No premium; -15% above or below, acceptable limits 21-26	6230				No premium; -10%, min. 21.8
	5310	No premium; -15% above or below, acceptable limits 21-26	6280				No premium; -10% below, min. 22
5330	No premium; -20% to 21, -30% below 21, -10% above 25	6282	No premium; -10%, min. 21.5				
5340	No premium; -20% to 21, -30% below 21, -20% above 25	6284	No premium; -10%, min. 22.5				
5350	No premium; -20% to 21.5, -30% below 21.5, -20% above 25	6286	No premium; -10% above or below				
5355	No premium; -20% above or below	6290	No premium; -15% below, min. 22				
5390	No premium; -30% below 22, -20% above 25	6299	No premium; -15% to 22, -35% min. 21.5				
22-25.5 BRIX	5395	+10%, min. 21	6305	No premium; -20%, min. 22.5			
	5420	No premium; -10% above or below, acceptable limits 21.5-26	23-24 BRIX	6330	No premium; -10% below		
	5440	No premium; -20% to 21, -30% below 21, -20% above 25.5		6350	No premium; -10% above or below, acceptable limits 21-25		
	22-26 BRIX	5450		No premium; -10% below 22	6365	No premium; -10% above or below, acceptable limits 22-25.5	
		5460		No premium; -10% below 22, min. 21.5	6385	+10% to 25, min. 21	
		5474		No premium; -10% below 22, acceptable limits 21.5-26	6388	No premium; -20% below	
		5475		No premium; -10% below 22, -20% above 26	6395	No premium; -20% above or below	
		5510		No premium; -20% to 21, -30% below 21, -20% above 26	6415	No premium; -flat 25% above or below	
		5515		No premium; -20% to 21.5, -30% below 21.5, -20% above 26	6420	No premium; -10% above or below	
		22.4 BRIX 22.5 BRIX		5580	No premium; -10% below, min. 21.4	6455	No premium; -10% to 22, -30% below 22, -20% above 24.5
				5600	No premium; -10%	23-24.5 BRIX 23-25 BRIX	6480
5605				No premium; -10% min. 21	6481		No premium; -10% below, min 22.5
5610			No premium; -10%, min. 21.4	6482	No premium; -10% below, min. 22		
5620			No premium; -10%, min 21.5	6483	No premium; -10%, min. 22		
5630	No premium; -10%, min. 22		6485	No premium; -10% above or below			
5660	No premium; -15% below		6490	No premium; -10% above or below, acceptable limits 22.5-25.5			
5668	No premium; -15%, min. 21		6495	No premium; -10% to 22, -30% below 22, -20% above 25			
5670	No premium; -15%, min. 21.5		6515	No premium; -20% above or below			
5673	No premium; -15%, min. 22		6520	No premium; -20% above or below, acceptable limits 21-26			
			6545	No premium; -20% to 22, -30% below 22, -20% above 25			
		6550	No premium; -20% to 22.5, -30% below 22.5, -20% above 25				

TABLE 8 - SUPPLEMENT: BRIX ADJUSTMENT FACTORS

The following Brix adjustment factors are on a per degree Brix basis and are normally calculated to a tenth of a degree, and are cumulative unless otherwise indicated. Most processors, however, indicate maximum and/or minimum Brix acceptance limits. Grapes testing above or below these limits may be subject to price renegotiation, acceptance for use other than for table wine, or rejection by the processors. Discounts for high sugar apply to both base price and bonus unless otherwise stated. There are factors other than Brix, such as material other than grapes (MOG), defects, weight loss in late harvest grapes, and sugar/acid ratios that affect grape prices. These were not considered in this presentation, unless otherwise stated, but were considered in arriving at weighted average prices.

<u>Category</u>	<u>Code</u>	<u>Description</u>	<u>Category</u>	<u>Code</u>	<u>Description</u>
23-25 BRIX (Cont'd.)	6555	No premium; -flat 25% below	23.5-26.5 BRIX	6783	No premium; -20% to 22, -30% below 22, -20% above 26.5
23-25.5 BRIX	6580	No premium; -10% below			
	6583	No premium; -10% below, min 22.5	23.5-27 BRIX	6785	No premium; -20% to 22.5, -30% below 22.5, -20% above 27
23-26 BRIX	6592	No premium; -10% below 23, min. 22.5			
	6595	No premium; -10% above or below, acceptable limits 22.5-25.5	24 BRIX	6800	No premium; -10% below, min. 22
	6610	No premium; -20% to 22, -30% below 22, -20% above 26		6825	No premium; -10% below, min. 23
	6620	No premium; -20% to 22.5, -30% below 22.5, -20% above 26	24-25 BRIX	6830	+10% above, max. 26, min acceptance 24
			24.5 BRIX	6845	No premium; -10% above or below
23-26.5 BRIX	6630	No premium; -20% to 22, 30% below 22, -20% above 26.5	25 BRIX	6915	No premium; -10%, min. 23.5
				6917	No premium; -10%, min. 24
23-27 BRIX	6635	+5% max. 28, -5% min. 22		6935	No premium; -10%, min. 24
23.5 BRIX	6650	No premium; -10% below, min. 21.4	27-30 BRIX	6940	No premium; -10% below, min. 22.5
	6660	No premium; -10% below, min. 21.5		6952	No premium; -15% below
	6680	No premium; -10% below, min. 22.5		6955	No premium; -20% above or below
23.5-24.5 BRIX	6735	No premium; -20% above or below, acceptable limits 22-25			
23.5-25 BRIX	6765	No premium; -20% above or below, acceptable limits 22.5-26.0			
23.5-25.5 BRIX	6762	No premium; -10% above or below, acceptable limits 23-26			
	6766	No premium; -10% above or below			
	6768	No premium; -10% above or below, acceptable limits 23-26			
	6774	No premium -30% below			
	6775	No premium; -30% to 23.0			
	6777	No premium; -30% to 22.3			



**TABLE 9: TONS OF GRAPES CRUSHED TO GROWERS' ACCOUNTS BY CALIFORNIA PROCESSORS
FROM THE 2000 CROP BY TYPE, VARIETY, AND REPORTING DISTRICT WHERE GROWN, WITH COMPARISONS**

Type and Variety	1	2	3	4	5	6	7	8	9	10
	Tons									
RAISIN GRAPES:										
Thompson Seedless	0.0	0.0	0.0	0.0	0.0	0.0	0.0	0.0	0.0	0.0
TOTAL RAISIN	0.0	0.0	0.0	0.0	0.0	0.0	0.0	0.0	0.0	0.0
WINE GRAPES (WHITE):										
Catarratto	0.0	0.0	0.0	0.0	0.0	0.0	0.0	0.0	0.0	0.0
Chardonnay	1,369.0	0.0	325.9	513.1	0.0	30.8	543.4	559.7	59.4	0.0
Chenin Blanc	0.0	0.0	0.0	0.0	0.0	0.0	0.0	4.0	0.0	0.0
French Colombard	0.0	0.0	0.0	0.0	0.0	0.0	0.0	0.0	0.0	0.0
Gewurztraminer	0.0	0.0	2.0	0.0	0.0	0.0	55.1	0.0	0.0	0.0
Gray Riesling *	0.0	0.0	9.9	0.0	0.0	0.0	0.0	0.0	0.0	0.0
Muscat Blanc *	5.7	0.0	0.0	0.0	0.0	0.0	0.0	12.0	0.0	0.0
Muscat of Alexandria	0.0	0.0	0.0	0.0	0.0	0.0	0.0	0.0	0.0	0.0
Palomino *	0.0	0.0	0.0	0.0	0.0	0.0	0.0	0.0	0.0	0.0
Pinot Blanc	0.0	0.0	0.0	0.0	0.0	0.0	187.6	0.0	0.0	0.0
Pinot Gris *	0.0	0.0	0.0	15.7	0.0	0.0	0.0	0.0	0.0	0.0
Sauvignon Blanc	26.4	0.0	9.8	67.8	0.0	3.3	12.4	0.0	0.0	0.0
Semillon	0.0	0.0	0.0	1.4	0.0	0.0	0.0	0.0	0.0	0.0
Viognier	1.3	0.0	0.0	15.0	24.2	0.0	4.5	0.5	3.7	0.0
White Riesling *	45.4	0.0	0.0	0.0	0.0	0.0	9.0	0.0	0.0	0.0
Other White 1/	0.0	0.0	0.0	0.0	0.0	0.0	0.0	0.0	0.0	0.0
TOTAL WHITE	1,447.8	0.0	347.6	613.0	24.2	34.1	812.0	576.2	63.1	0.0
WINE GRAPES (RED):										
Alicante Bouschet	0.0	0.0	0.0	0.0	0.0	0.0	0.0	0.0	0.0	0.0
Barbera	0.0	0.0	0.0	0.0	0.0	0.0	0.0	0.0	0.0	0.0
Cabernet Franc	0.0	0.0	19.2	41.7	0.0	0.0	57.5	0.0	10.3	0.4
Cabernet Sauvignon	113.6	33.8	488.4	926.9	28.8	498.6	309.3	713.1	111.0	0.2
Carignane	1.0	0.0	0.0	0.0	0.0	0.0	0.0	0.0	0.0	0.0
Carnelian	0.0	0.0	0.0	0.0	0.0	0.0	0.0	0.0	0.0	0.0
Dolcetto	0.0	0.0	0.0	0.0	0.0	0.0	0.0	21.9	0.0	0.0
Gamay *	0.0	0.0	0.0	7.7	0.0	0.0	0.0	0.0	0.0	0.0
Grenache	0.0	0.0	0.0	0.0	0.0	0.0	0.9	4.3	0.0	0.0
Malbec	0.0	0.0	8.0	0.0	0.0	0.0	0.0	0.0	0.0	0.0
Mataro *	0.0	0.0	0.0	0.0	0.0	0.0	10.0	7.7	0.0	0.0
Merlot	259.8	291.6	398.9	421.7	137.1	5.0	78.8	18.0	8.6	2.7
Nebbiolo	0.0	0.0	0.0	0.0	0.0	0.0	0.0	1.5	0.0	9.6
Petite Sirah	0.4	1.3	39.3	0.0	0.0	0.7	7.7	0.0	0.0	0.0
Petite Verdot	0.0	0.0	9.3	0.7	0.0	0.0	1.9	0.0	0.0	0.0
Pfeffer Cabernet	0.0	0.0	0.0	0.0	0.0	0.0	1.5	0.0	0.0	0.0
Pinot Noir	204.3	0.0	108.4	14.1	0.0	11.2	33.8	178.7	0.0	0.0
Refosco *	0.0	0.0	0.0	0.0	0.0	0.0	0.0	8.4	0.0	0.0
Royalty	0.0	0.0	0.0	0.0	0.0	0.0	0.0	0.0	0.0	0.0
Rubired	0.0	0.0	0.0	0.0	0.0	0.0	0.0	0.0	0.0	0.0
Ruby Cabernet	0.0	0.0	0.0	6.0	0.0	0.0	0.0	0.0	0.0	0.0
Sangiovese *	2.2	0.0	38.9	30.7	0.0	0.0	4.4	167.8	0.0	1.5
Souzao	0.0	0.0	0.0	0.0	0.0	0.0	0.0	0.0	0.0	0.0
Syrah *	22.4	0.0	139.0	22.3	73.6	3.5	11.1	164.5	16.9	0.4
Zinfandel	22.1	9.7	247.6	77.2	0.0	0.0	20.5	381.3	47.9	3.7
Other Red 1/	0.0	0.0	15.1	57.2	0.0	0.0	0.0	0.0	0.3	0.0
TOTAL RED	625.8	336.4	1,512.1	1,606.2	239.5	519.0	537.4	1,667.2	195.0	18.5
TOTAL WINE	2,073.6	336.4	1,859.7	2,219.2	263.7	553.1	1,349.4	2,243.4	258.1	18.5
TOTAL ALL VARIETIES	2,073.6	336.4	1,859.7	2,219.2	263.7	553.1	1,349.4	2,243.4	258.1	18.5

**TABLE 9: TONS OF GRAPES CRUSHED TO GROWERS' ACCOUNTS BY CALIFORNIA PROCESSORS
FROM THE 2000 CROP BY TYPE, VARIETY, AND REPORTING DISTRICT WHERE GROWN, WITH COMPARISONS**

Type and Variety	11	12	13	14	15	16	17	2000 State Total	1999 State Total
	Tons								
RAISIN GRAPES:									
Thompson Seedless	0.0	0.0	124.9	0.0	0.0	0.0	0.0	124.9	43.9
TOTAL RAISIN	0.0	0.0	124.9	0.0	0.0	0.0	0.0	124.9	43.9
WINE GRAPES (WHITE):									
Catarratto	0.0	0.0	0.0	0.0	0.0	0.0	0.0	0.0	5.0
Chardonnay	4,967.1	97.4	459.7	0.0	0.0	9.2	597.6	9,532.3	12,007.3
Chenin Blanc	0.0	0.0	309.9	0.0	0.0	0.0	50.6	364.5	92.4
French Colombard	221.3	231.2	1,189.8	0.0	0.0	0.0	0.0	1,642.3	146.0
Gewurztraminer	0.0	0.0	0.0	0.0	0.0	0.0	0.0	57.1	21.6
Gray Riesling *	0.0	0.0	0.0	0.0	0.0	0.0	0.0	9.9	8.1
Muscat Blanc *	0.0	0.0	37.1	106.5	0.0	0.0	0.0	161.3	2.8
Muscat of Alexandria	0.0	0.0	0.0	0.0	0.0	0.0	0.0	0.0	136.2
Palomino *	0.0	0.0	34.9	0.0	0.0	0.0	0.0	34.9	49.3
Pinot Blanc	0.0	0.0	0.0	0.0	0.0	0.0	0.0	187.6	2.1
Pinot Gris *	0.0	0.0	0.0	0.0	0.0	0.0	0.0	15.7	74.5
Sauvignon Blanc	352.6	0.0	49.2	0.0	2.3	0.0	0.0	523.8	332.0
Semillon	0.0	0.0	0.0	0.0	0.0	0.0	0.0	1.4	7.5
Viognier	626.8	98.0	25.1	0.0	0.0	0.0	0.0	799.1	504.7
White Riesling *	0.0	0.0	0.0	0.0	0.0	0.0	0.0	54.4	30.9
Other White 1/	0.0	0.0	0.0	0.0	0.0	0.0	0.0	0.0	91.5
TOTAL WHITE	6,167.8	426.6	2,105.7	106.5	2.3	9.2	648.2	13,384.3	13,511.9
WINE GRAPES (RED):									
Alicante Bouschet	0.0	0.0	52.0	0.0	0.0	0.0	0.0	52.0	127.0
Barbera	115.2	0.0	44.0	0.0	0.0	0.0	0.0	159.2	10.0
Cabernet Franc	1,820.7	0.0	0.0	0.0	0.0	0.0	0.0	1,949.8	1,292.2
Cabernet Sauvignon	4,860.1	1,538.4	509.3	1,167.8	8.5	455.6	0.0	11,763.4	8,150.3
Carignane	105.3	0.0	420.4	0.0	0.0	0.0	0.0	526.7	450.8
Carnelian	0.0	0.0	92.5	0.0	0.0	0.0	0.0	92.5	0.0
Dolcetto	0.0	0.0	0.0	0.0	0.0	0.0	0.0	21.9	4.5
Gamay *	0.0	0.0	0.0	0.0	0.0	0.0	0.0	7.7	0.0
Grenache	0.0	39.7	0.0	0.0	0.0	0.0	0.0	44.9	211.1
Malbec	0.0	0.0	0.0	0.0	0.0	0.0	0.0	8.0	0.0
Mataro *	0.0	0.0	0.0	0.0	0.0	0.0	0.0	17.7	4.9
Merlot	1,619.0	1,303.4	0.0	0.0	2.2	149.5	0.5	4,696.8	7,157.4
Nebbiolo	0.0	0.0	0.0	0.0	0.2	0.0	0.0	11.3	10.4
Petite Sirah	3.8	0.0	0.0	0.0	0.0	0.0	0.0	53.2	369.5
Petite Verdot	0.0	0.0	0.0	0.0	0.0	0.0	0.0	11.9	2.0
Pfeffer Cabernet	0.0	0.0	0.0	0.0	0.0	0.0	0.0	1.5	0.0
Pinot Noir	0.0	0.0	0.0	0.0	0.0	0.0	0.5	551.0	208.7
Refosco *	0.0	0.0	0.0	0.0	0.0	0.0	0.0	8.4	0.0
Royalty	0.0	0.0	0.0	0.0	0.0	0.0	0.0	0.0	58.7
Rubired	132.7	23.2	235.4	244.2	0.0	0.0	0.0	635.5	2,423.6
Ruby Cabernet	0.0	63.7	0.0	0.0	0.0	0.0	0.0	69.7	2,832.5
Sangiovese *	0.0	0.0	20.3	0.0	0.0	41.6	0.0	307.4	414.7
Souzao	0.0	0.0	0.0	0.0	0.0	0.0	0.0	0.0	1.3
Syrah *	1,335.7	316.2	769.5	0.0	0.0	0.0	0.0	2,875.1	1,112.8
Zinfandel	3,944.5	66.1	61.6	281.2	0.0	0.0	39.2	5,202.6	2,420.2
Other Red 1/	0.0	0.0	0.0	0.0	0.0	0.0	0.0	72.6	34.0
TOTAL RED	13,937.0	3,350.7	2,205.0	1,693.2	10.9	646.7	40.2	29,140.8	27,296.6
TOTAL WINE	20,104.8	3,777.3	4,310.7	1,799.7	13.2	655.9	688.4	42,525.1	40,808.5
TOTAL ALL VARIETIES	20,104.8	3,777.3	4,435.6	1,799.7	13.2	655.9	688.4	42,650.0	40,852.4

* Synonyms for variety names are shown on Page 5.
1/ Other categories include minor and mixed varieties.

**TABLE 10: WEIGHTED AVERAGE GROWER RETURNS PER TON DELIVERED BASIS NON-RELATED PURCHASE
FOR WINE, CONCENTRATE, JUICE, VINEGAR, AND BEVERAGE BRANDY BY CALIFORNIA PROCESSORS
FROM THE 2000 CROP BY TYPE, VARIETY, AND REPORTING DISTRICT WHERE GROWN, WITH COMPARISONS**

Type and Variety	1	2	3	4	5	6	7	8	9	10
	Dollars									
RAISIN GRAPES:										
Black Corinth *	0.00	0.00	0.00	0.00	0.00	0.00	0.00	0.00	0.00	0.00
Canner	0.00	0.00	0.00	0.00	0.00	0.00	0.00	0.00	0.00	0.00
Fiesta	0.00	0.00	0.00	0.00	0.00	0.00	0.00	0.00	0.00	0.00
Sultana	0.00	0.00	0.00	0.00	0.00	0.00	0.00	0.00	0.00	0.00
Thompson Seedless	0.00	0.00	0.00	0.00	0.00	0.00	0.00	91.35	0.00	0.00
Other Raisin 1/	0.00	0.00	0.00	0.00	0.00	0.00	0.00	0.00	0.00	0.00
TOTAL RAISIN	0.00	0.00	0.00	0.00	0.00	0.00	0.00	91.35	0.00	0.00
TABLE GRAPES:										
Beauty Seedless *	0.00	0.00	0.00	0.00	0.00	0.00	0.00	0.00	0.00	0.00
Black Monukka	0.00	0.00	0.00	0.00	0.00	0.00	0.00	0.00	0.00	0.00
Black Prince *	0.00	0.00	0.00	0.00	0.00	600.00	0.00	0.00	0.00	0.00
Blackrose	0.00	0.00	0.00	0.00	0.00	0.00	0.00	0.00	0.00	0.00
Calmeria	0.00	0.00	0.00	0.00	0.00	0.00	0.00	0.00	0.00	0.00
Cardinal	0.00	0.00	0.00	0.00	0.00	0.00	0.00	0.00	0.00	0.00
Christmas Rose	0.00	0.00	0.00	0.00	0.00	0.00	0.00	0.00	0.00	0.00
Concord	0.00	0.00	0.00	0.00	0.00	0.00	0.00	0.00	0.00	0.00
Emperatriz	0.00	0.00	0.00	0.00	0.00	0.00	0.00	0.00	0.00	0.00
Emperor	0.00	0.00	0.00	0.00	0.00	0.00	0.00	0.00	0.00	0.00
Exotic	0.00	0.00	0.00	0.00	0.00	0.00	0.00	0.00	0.00	0.00
Fantasy Seedless	0.00	0.00	0.00	0.00	0.00	0.00	0.00	0.00	0.00	0.00
Flame Seedless *	0.00	0.00	0.00	0.00	0.00	0.00	0.00	0.00	0.00	0.00
Flame Tokay	0.00	0.00	0.00	0.00	0.00	0.00	0.00	0.00	0.00	0.00
Italia	0.00	0.00	0.00	0.00	0.00	0.00	0.00	0.00	0.00	0.00
Malaga *	0.00	0.00	0.00	0.00	0.00	0.00	0.00	0.00	0.00	0.00
Marroo	0.00	0.00	0.00	0.00	0.00	0.00	0.00	0.00	0.00	0.00
Niabell	0.00	0.00	0.00	0.00	0.00	0.00	0.00	0.00	0.00	0.00
Perlette	0.00	0.00	0.00	0.00	0.00	0.00	0.00	0.00	0.00	0.00
Queen	0.00	0.00	0.00	0.00	0.00	0.00	0.00	0.00	0.00	0.00
Red Crimson *	0.00	0.00	0.00	0.00	0.00	0.00	0.00	0.00	0.00	0.00
Red Globe *	0.00	0.00	0.00	0.00	0.00	0.00	0.00	0.00	0.00	0.00
Red Malaga	0.00	0.00	0.00	0.00	0.00	0.00	0.00	0.00	0.00	0.00
Red Seedless	0.00	0.00	0.00	0.00	0.00	0.00	0.00	0.00	0.00	0.00
Ribier	0.00	0.00	0.00	0.00	0.00	0.00	0.00	0.00	0.00	0.00
Rouge	0.00	0.00	0.00	0.00	0.00	0.00	0.00	0.00	0.00	0.00
Ruby Seedless *	0.00	0.00	0.00	0.00	0.00	0.00	0.00	0.00	0.00	0.00
Sugraone *	0.00	0.00	0.00	0.00	0.00	0.00	0.00	0.00	0.00	0.00
Packinghouse Culls	0.00	0.00	0.00	0.00	0.00	0.00	0.00	0.00	0.00	0.00
Other Table 1/	0.00	0.00	0.00	0.00	0.00	0.00	0.00	0.00	0.00	0.00
TOTAL TABLE	0.00	0.00	0.00	0.00	0.00	600.00	0.00	0.00	0.00	0.00
WINE GRAPES (WHITE):										
Arneis	1,565.06	0.00	0.00	0.00	0.00	0.00	1,559.19	0.00	0.00	0.00
Burger *	0.00	0.00	0.00	0.00	0.00	0.00	0.00	0.00	0.00	0.00
Chardonnay	1,511.64	1,261.37	1,956.73	2,146.12	1,084.31	1,313.46	1,340.14	1,494.61	466.80	1,325.03
Chenin Blanc	779.19	696.30	600.57	1,765.96	370.97	1,400.00	932.54	662.70	237.15	105.00
Emerald Riesling	0.00	0.00	0.00	0.00	0.00	0.00	0.00	0.00	0.00	0.00
Flora	750.00	0.00	0.00	0.00	500.00	0.00	0.00	0.00	0.00	0.00
French Colombard	596.23	0.00	562.10	585.29	591.43	0.00	1,000.00	0.00	125.00	300.00
Gewurztraminer	1,019.29	800.00	1,312.14	1,275.18	0.00	540.73	949.15	763.70	0.00	900.00
Gray Riesling *	0.00	0.00	1,111.00	500.00	0.00	0.00	0.00	0.00	0.00	0.00
Green Hungarian	600.00	0.00	0.00	0.00	350.00	0.00	0.00	0.00	0.00	0.00
Kleinberger	0.00	0.00	0.00	0.00	0.00	0.00	0.00	0.00	0.00	0.00
Malvasia Bianca *	0.00	0.00	0.00	1,600.00	725.00	800.00	980.32	1,800.00	0.00	0.00
Marsanne	1,833.43	0.00	1,980.00	0.00	0.00	1,499.66	1,484.39	0.00	0.00	900.00
Melon	0.00	0.00	1,658.89	0.00	0.00	0.00	0.00	0.00	0.00	0.00
Muscat Blanc *	1,620.48	1,024.91	1,983.62	1,341.05	0.00	0.00	621.89	943.31	797.59	1,047.60
Muscat Orange	1,579.47	0.00	0.00	0.00	0.00	0.00	1,417.14	1,204.85	781.76	767.35
Muscat of Alexandria	0.00	0.00	0.00	0.00	0.00	0.00	0.00	0.00	200.00	0.00
Palomino *	550.00	0.00	0.00	0.00	0.00	347.06	0.00	0.00	0.00	0.00
Pedro Ximenes	0.00	0.00	0.00	0.00	0.00	0.00	0.00	0.00	0.00	0.00
Pinot Blanc	1,288.90	1,200.00	1,607.08	1,655.37	0.00	1,200.00	958.85	1,518.58	0.00	0.00
Pinot Gris *	1,485.42	0.00	1,772.35	1,775.08	693.47	1,481.08	1,267.01	1,448.67	1,200.00	1,218.06
Roussanne	1,846.22	0.00	1,895.51	0.00	0.00	1,000.00	1,663.93	1,898.93	0.00	1,066.15
Sauvignon Blanc	1,155.31	1,007.35	1,402.60	1,449.29	597.29	757.73	1,171.21	958.35	620.41	713.30
Sauvignon Musque	0.00	0.00	1,493.25	1,606.06	0.00	0.00	0.00	0.00	0.00	0.00
Sauvignon Vert *	0.00	0.00	748.26	1,000.00	0.00	0.00	0.00	0.00	0.00	0.00
Semillon	984.23	896.99	1,455.51	1,477.75	775.00	833.91	1,046.27	702.35	1,250.00	805.34
St Emilion *	0.00	0.00	0.00	0.00	0.00	0.00	0.00	0.00	0.00	0.00
Sylvaner	0.00	0.00	0.00	0.00	0.00	0.00	0.00	851.48	0.00	0.00

TABLE 10: WEIGHTED AVERAGE GROWER RETURNS PER TON DELIVERED BASIS NON-RELATED PURCHASE FOR WINE, CONCENTRATE, JUICE, VINEGAR, AND BEVERAGE BRANDY BY CALIFORNIA PROCESSORS FROM THE 2000 CROP BY TYPE, VARIETY, AND REPORTING DISTRICT WHERE GROWN, WITH COMPARISONS

Type and Variety	1	2	3	4	5	6	7	8	9	10
	Dollars									
WINE GRAPES (WHITE): (Cont'd.)										
Symphony	0.00	0.00	0.00	0.00	290.00	0.00	0.00	0.00	303.72	0.00
Tocai Friulano	1,722.74	0.00	0.00	0.00	0.00	0.00	1,468.82	1,446.38	0.00	0.00
Vernaccia	0.00	0.00	0.00	0.00	0.00	0.00	0.00	0.00	0.00	0.00
Viognier	1,738.73	1,629.85	2,196.24	2,002.00	768.14	794.34	1,694.53	1,683.06	1,370.00	1,336.62
White Riesling *	1,025.36	856.97	1,744.48	1,407.46	0.00	800.00	844.05	816.73	0.00	706.90
Other White 1/	1,400.00	1,100.00	757.74	2,000.00	0.00	1,550.00	1,450.00	0.00	0.00	1,206.74
TOTAL WHITE	1,397.08	1,056.25	1,857.55	1,927.95	919.67	1,189.55	1,255.68	1,324.63	414.91	1,036.54
WINE GRAPES (RED):										
Aglianico	0.00	1,000.00	0.00	0.00	0.00	0.00	0.00	0.00	0.00	1,250.00
Aleatico	0.00	0.00	0.00	0.00	0.00	0.00	0.00	0.00	0.00	0.00
Alicante Bouschet	1,000.00	0.00	1,704.49	0.00	800.00	1,153.70	0.00	0.00	0.00	1,400.00
Alvarelhao	0.00	0.00	0.00	0.00	0.00	0.00	0.00	0.00	0.00	1,100.00
Barbera	1,985.19	1,542.14	2,059.71	1,933.80	0.00	809.33	1,827.29	1,291.69	1,250.00	1,333.80
Black Malvoisie	0.00	0.00	0.00	0.00	0.00	0.00	0.00	0.00	0.00	0.00
Blaufraenkisch	0.00	0.00	0.00	0.00	0.00	0.00	0.00	2,000.00	0.00	0.00
Cabernet Franc	1,720.89	1,803.80	2,227.38	2,890.41	1,705.00	1,597.65	1,287.72	1,349.16	850.43	1,309.88
Cabernet Sauvignon	1,977.16	1,673.17	2,416.92	3,123.22	1,077.66	1,306.85	1,357.02	1,303.04	691.76	1,195.16
Carignane	772.28	0.00	1,393.74	1,501.81	631.83	875.48	850.00	0.00	1,250.00	1,295.24
Carmine	0.00	0.00	0.00	0.00	500.00	0.00	0.00	0.00	0.00	0.00
Carnelian	0.00	0.00	0.00	0.00	0.00	0.00	0.00	0.00	0.00	0.00
Centurian	0.00	0.00	0.00	0.00	0.00	0.00	0.00	0.00	0.00	0.00
Charbono	1,697.72	0.00	0.00	2,066.39	0.00	0.00	0.00	0.00	0.00	992.21
Cinsault	1,000.00	0.00	1,800.00	0.00	0.00	830.24	0.00	1,154.04	0.00	948.65
Counoise	0.00	0.00	0.00	0.00	0.00	0.00	0.00	1,156.25	0.00	0.00
Dolcetto	2,030.00	0.00	1,500.00	0.00	0.00	1,392.31	0.00	1,290.68	1,250.00	0.00
Durif	0.00	0.00	0.00	0.00	0.00	0.00	0.00	1,000.00	0.00	0.00
Early Burgundy	0.00	0.00	1,000.00	948.76	0.00	0.00	0.00	0.00	0.00	0.00
Freisa	0.00	0.00	0.00	0.00	0.00	1,650.00	0.00	0.00	0.00	0.00
Gamay *	808.16	855.28	1,148.84	902.90	816.21	0.00	899.25	859.24	950.00	0.00
Gamay Beaujolais	0.00	0.00	0.00	0.00	0.00	0.00	0.00	0.00	0.00	0.00
Grand Noir	0.00	0.00	0.00	0.00	0.00	1,250.00	0.00	0.00	0.00	0.00
Grenache	1,890.34	0.00	2,087.15	2,562.22	950.00	1,123.15	948.82	1,442.55	130.98	843.02
Grignolino	0.00	0.00	0.00	0.00	0.00	0.00	0.00	0.00	0.00	0.00
Lagrein	0.00	0.00	0.00	0.00	0.00	0.00	0.00	1,539.35	0.00	0.00
Malbec	0.00	2,000.15	2,353.34	2,604.71	0.00	1,800.00	1,500.00	1,250.01	1,250.00	760.50
Mataro *	0.00	0.00	2,047.56	2,386.84	0.00	1,257.92	1,819.55	1,655.55	910.53	1,332.53
Merlot	1,798.31	1,596.74	2,103.74	2,488.07	1,188.51	1,208.39	1,317.07	1,309.44	591.78	1,405.73
Meunier	1,564.49	0.00	2,102.20	1,436.00	0.00	0.00	0.00	2,459.56	0.00	0.00
Mission	0.00	0.00	0.00	0.00	0.00	400.00	0.00	0.00	0.00	933.33
Montepulciano	1,700.00	0.00	0.00	0.00	0.00	0.00	0.00	0.00	0.00	0.00
Muscat Hamburg	0.00	0.00	0.00	0.00	0.00	0.00	0.00	1,500.00	0.00	666.58
Nebbiolo	1,613.68	1,000.00	1,500.00	0.00	0.00	2,011.36	1,305.35	1,488.42	1,250.00	1,104.38
Negrette	0.00	0.00	0.00	0.00	0.00	0.00	1,976.83	0.00	0.00	0.00
Petite Sirah	1,873.85	1,792.24	2,173.71	2,644.08	1,531.96	1,114.16	1,100.93	1,149.72	852.10	1,589.87
Petite Verdot	2,338.09	2,048.00	2,170.08	3,792.14	0.00	1,900.00	1,600.00	1,290.23	1,250.00	0.00
Pfeffer Cabernet	0.00	0.00	0.00	0.00	0.00	0.00	1,200.00	0.00	0.00	0.00
Pinot Noir	1,854.21	1,966.37	2,105.37	2,089.04	940.88	1,653.69	1,589.55	2,017.20	1,931.35	1,047.39
Pinot St George	0.00	0.00	0.00	0.00	0.00	0.00	3,200.00	0.00	0.00	0.00
Pinotage	0.00	0.00	1,750.00	2,000.00	0.00	0.00	0.00	0.00	0.00	0.00
Portugieser Blauer	1,200.00	0.00	0.00	1,190.00	0.00	0.00	0.00	0.00	0.00	0.00
Primitivo	0.00	0.00	0.00	1,400.00	1,900.00	0.00	1,500.00	1,923.08	0.00	3,600.00
Refosco *	0.00	0.00	0.00	3,000.00	0.00	1,950.00	1,293.46	1,309.80	1,250.00	0.00
Royalty	0.00	0.00	0.00	0.00	0.00	0.00	0.00	0.00	0.00	0.00
Rubired	0.00	0.00	0.00	0.00	0.00	0.00	0.00	0.00	0.00	0.00
Ruby Cabernet	0.00	0.00	2,100.00	0.00	0.00	0.00	0.00	0.00	0.00	0.00
Salvador	0.00	0.00	0.00	0.00	0.00	0.00	0.00	0.00	0.00	0.00
Sangiovese *	1,736.27	1,573.68	1,796.06	2,045.18	1,300.00	1,360.16	1,160.28	1,457.21	676.98	1,073.81
Souzao	1,750.00	1,450.00	0.00	0.00	0.00	1,300.00	0.00	1,400.04	0.00	0.00
Syrah *	1,957.53	1,305.95	2,207.42	2,097.73	909.67	1,222.42	1,358.30	1,483.59	668.65	1,259.28
Tannat	0.00	0.00	0.00	0.00	0.00	0.00	0.00	0.00	0.00	0.00
Tempranillo *	0.00	0.00	2,200.00	0.00	0.00	0.00	0.00	1,406.89	1,188.24	1,289.30
Teroldego	0.00	0.00	0.00	0.00	0.00	1,897.37	1,902.99	1,200.00	0.00	0.00
Terret Noir	0.00	0.00	0.00	0.00	0.00	0.00	0.00	0.00	0.00	0.00
Tinta Cao	0.00	1,450.00	0.00	0.00	0.00	0.00	0.00	1,400.04	0.00	1,033.05
Tinta Madeira	0.00	1,450.00	0.00	0.00	0.00	0.00	0.00	0.00	0.00	0.00
Touriga	0.00	1,450.00	0.00	0.00	0.00	0.00	0.00	1,400.04	0.00	0.00
Touriga Nacional	0.00	0.00	0.00	0.00	0.00	0.00	0.00	0.00	0.00	850.00
Trousseau	0.00	0.00	0.00	0.00	0.00	0.00	2,006.32	0.00	0.00	0.00
Verdelho	0.00	0.00	0.00	0.00	0.00	0.00	0.00	0.00	0.00	0.00
Zinfandel	1,440.14	831.87	2,175.33	1,443.81	810.49	1,165.79	1,237.62	885.48	255.65	979.56
Other Red 1/	500.00	0.00	2,442.09	0.00	0.00	600.00	1,803.97	1,230.77	946.62	822.30
TOTAL RED	1,624.53	1,462.45	2,192.97	2,642.07	1,062.10	1,218.06	1,379.26	1,294.58	453.53	1,073.18
TOTAL WINE	1,507.77	1,280.54	2,039.03	2,439.27	985.03	1,203.44	1,301.58	1,305.01	435.06	1,066.90
TOTAL ALL VARIETIES	1,507.77	1,280.54	2,039.03	2,439.27	985.03	1,203.05	1,301.58	1,300.82	435.06	1,066.90

**TABLE 10: WEIGHTED AVERAGE GROWER RETURNS PER TON DELIVERED BASIS NON-RELATED PURCHASE FOR
WINE, CONCENTRATE, JUICE, VINEGAR, AND BEVERAGE BRANDY BY CALIFORNIA PROCESSORS
FROM THE 2000 CROP BY TYPE, VARIETY, AND REPORTING DISTRICT WHERE GROWN, WITH COMPARISONS**

Type and Variety	11	12	13	14	15	16	17	2000 State Total	1999 State Total
	Dollars								
RAISIN GRAPES:									
Black Corinth *	0.00	0.00	124.99	0.00	0.00	0.00	0.00	124.99	201.24
Canner	0.00	0.00	30.00	0.00	0.00	0.00	0.00	30.00	30.00
Fiesta	0.00	0.00	127.15	0.00	0.00	0.00	0.00	127.15	202.68
Sultana	0.00	0.00	0.00	0.00	0.00	0.00	0.00	0.00	196.51
Thompson Seedless	0.00	139.38	124.80	123.31	0.00	0.00	0.00	124.86	200.76
Other Raisin 1/	0.00	0.00	0.00	146.90	0.00	0.00	0.00	146.90	129.56
TOTAL RAISIN	0.00	139.38	124.82	124.28	0.00	0.00	0.00	124.95	200.41
TABLE GRAPES:									
Beauty Seedless *	0.00	0.00	0.00	0.00	0.00	0.00	0.00	0.00	185.00
Black Monukka	0.00	0.00	100.00	0.00	0.00	0.00	0.00	100.00	186.24
Black Prince *	0.00	0.00	0.00	0.00	0.00	0.00	0.00	600.00	600.00
Blackrose	0.00	0.00	0.00	0.00	0.00	0.00	0.00	0.00	160.00
Calmeria	0.00	0.00	0.00	92.00	0.00	0.00	0.00	92.00	194.40
Cardinal	0.00	0.00	0.00	107.48	0.00	0.00	0.00	107.48	0.00
Christmas Rose	0.00	0.00	0.00	65.79	0.00	0.00	0.00	65.79	157.27
Concord	0.00	0.00	200.00	0.00	0.00	0.00	0.00	200.00	300.00
Emperatriz	0.00	0.00	0.00	0.00	0.00	0.00	0.00	0.00	161.60
Emperor	0.00	0.00	40.96	0.00	0.00	0.00	0.00	40.96	174.11
Exotic	0.00	0.00	0.00	95.47	0.00	0.00	0.00	95.47	160.89
Fantasy Seedless	0.00	0.00	0.00	86.63	0.00	0.00	0.00	86.63	0.00
Flame Seedless *	0.00	0.00	69.00	98.34	0.00	0.00	0.00	98.11	198.24
Flame Tokay	136.98	0.00	0.00	0.00	0.00	0.00	0.00	136.98	179.79
Italia	0.00	0.00	0.00	50.00	0.00	0.00	0.00	50.00	177.98
Malaga *	0.00	0.00	92.68	167.32	0.00	0.00	0.00	111.43	182.53
Marroo	0.00	0.00	91.32	0.00	0.00	0.00	0.00	91.32	195.34
Niabell	0.00	0.00	0.00	0.00	0.00	0.00	0.00	0.00	196.83
Perlette	0.00	0.00	0.00	105.33	0.00	0.00	0.00	105.33	0.00
Queen	0.00	0.00	0.00	0.00	0.00	0.00	0.00	0.00	193.50
Red Crimson *	0.00	0.00	80.67	0.00	0.00	0.00	0.00	80.67	149.39
Red Globe *	0.00	0.00	86.27	81.93	0.00	0.00	0.00	82.12	172.27
Red Malaga	0.00	0.00	0.00	0.00	0.00	0.00	0.00	0.00	149.80
Red Seedless	0.00	0.00	0.00	92.00	0.00	0.00	0.00	92.00	176.83
Ribier	0.00	0.00	0.00	150.00	0.00	0.00	0.00	150.00	145.27
Rouge	0.00	0.00	0.00	0.00	0.00	0.00	0.00	0.00	186.30
Ruby Seedless *	0.00	0.00	0.00	135.24	0.00	0.00	0.00	135.24	194.55
Sugraone *	0.00	0.00	0.00	0.00	0.00	0.00	0.00	0.00	171.90
Packinghouse Culls	0.00	0.00	0.00	0.00	0.00	0.00	0.00	0.00	45.00
Other Table 1/	0.00	0.00	78.68	110.77	0.00	0.00	0.00	94.54	190.88
TOTAL TABLE	136.98	0.00	84.16	116.36	0.00	0.00	0.00	117.93	187.15
WINE GRAPES (WHITE):									
Arneis	0.00	0.00	0.00	0.00	0.00	0.00	0.00	1,562.63	0.00
Burger *	171.85	178.00	175.00	175.05	0.00	0.00	0.00	174.20	178.86
Chardonnay	559.64	375.62	321.17	317.41	1,500.00	1,041.40	660.35	971.00	1,048.31
Chenin Blanc	154.25	212.02	163.53	158.85	0.00	0.00	367.02	214.47	239.56
Emerald Riesling	0.00	0.00	185.00	185.00	0.00	0.00	0.00	185.00	185.90
Flora	0.00	0.00	0.00	0.00	0.00	0.00	0.00	668.03	700.00
French Colombard	171.06	157.27	142.26	151.50	0.00	0.00	251.83	150.06	198.61
Gewurztraminer	475.00	0.00	150.00	0.00	0.00	0.00	0.00	914.23	984.33
Gray Riesling *	0.00	0.00	0.00	0.00	0.00	0.00	0.00	1,008.35	624.72
Green Hungarian	0.00	0.00	0.00	220.00	0.00	0.00	0.00	238.96	229.22
Kleinberger	0.00	0.00	0.00	0.00	0.00	0.00	0.00	0.00	1,000.00
Malvasia Bianca *	275.00	275.00	241.82	185.00	0.00	0.00	0.00	280.17	282.21
Marsanne	0.00	0.00	0.00	0.00	0.00	0.00	0.00	1,514.99	1,536.73
Melon	0.00	0.00	0.00	0.00	0.00	0.00	0.00	1,658.89	1,328.67
Muscat Blanc *	505.88	200.00	316.80	0.00	0.00	808.25	616.80	482.29	470.95
Muscat Orange	612.30	550.00	373.34	0.00	0.00	0.00	0.00	659.19	646.52
Muscat of Alexandria	0.00	0.00	209.36	206.49	153.90	650.00	0.00	208.37	234.69
Palomino *	0.00	0.00	133.13	95.00	0.00	150.00	0.00	131.28	193.21
Pedro Ximenes	0.00	0.00	0.00	0.00	0.00	0.00	0.00	0.00	325.00
Pinot Blanc	0.00	0.00	0.00	0.00	0.00	827.72	0.00	1,397.58	1,280.22
Pinot Gris *	622.22	450.00	0.00	825.00	0.00	0.00	680.23	1,068.76	1,259.55
Roussanne	0.00	0.00	0.00	0.00	0.00	1,200.00	0.00	1,788.57	1,621.84
Sauvignon Blanc	575.84	447.64	269.48	361.80	600.00	871.49	576.98	840.10	788.00
Sauvignon Musque	0.00	0.00	0.00	0.00	0.00	0.00	0.00	1,587.75	1,396.38
Sauvignon Vert *	0.00	0.00	0.00	0.00	0.00	0.00	0.00	776.80	837.16
Semillon	474.28	456.21	316.24	189.80	0.00	0.00	0.00	562.06	503.57
St Emillion *	0.00	0.00	205.10	0.00	0.00	0.00	0.00	205.10	213.55
Sylvaner	0.00	0.00	0.00	0.00	0.00	0.00	0.00	851.48	851.48

TABLE 10: WEIGHTED AVERAGE GROWER RETURNS PER TON DELIVERED BASIS NON-RELATED PURCHASE FOR WINE, CONCENTRATE, JUICE, VINEGAR, AND BEVERAGE BRANDY BY CALIFORNIA PROCESSORS FROM THE 2000 CROP BY TYPE, VARIETY, AND REPORTING DISTRICT WHERE GROWN, WITH COMPARISONS

Type and Variety	11	12	13	14	15	16	17	2000 State Total	1999 State Total
	Dollars								
WINE GRAPES (WHITE): (Cont'd.)									
Symphony	344.18	450.00	246.30	345.61	0.00	0.00	317.09	281.13	305.96
Tocai Friulano	0.00	0.00	0.00	0.00	0.00	0.00	0.00	1,602.13	1,528.42
Vernaccia	0.00	0.00	0.00	0.00	0.00	0.00	0.00	0.00	1,500.00
Viognier	738.98	611.29	495.71	124.53	0.00	1,064.49	901.75	1,125.41	1,146.83
White Riesling *	0.00	0.00	0.00	0.00	0.00	797.76	0.00	875.91	854.70
Other White 1/	0.00	78.09	104.30	120.95	0.00	0.00	0.00	141.02	229.92
TOTAL WHITE	485.00	246.43	171.42	173.13	732.28	1,008.36	607.10	492.66	501.49
WINE GRAPES (RED):									
Aglianico	0.00	0.00	0.00	0.00	0.00	0.00	0.00	1,241.48	1,200.00
Aleatico	0.00	0.00	350.00	0.00	1,200.00	0.00	0.00	358.96	562.60
Alicante Bouschet	603.04	1,200.00	137.68	310.33	946.67	275.00	1,000.00	319.87	325.24
Alvarelhao	700.00	0.00	0.00	0.00	0.00	0.00	0.00	744.44	778.94
Barbera	628.41	209.38	215.65	154.05	0.00	850.90	0.00	226.92	264.92
Black Malvoisie	0.00	0.00	0.00	81.89	0.00	0.00	0.00	81.89	298.89
Blaufraenkisch	0.00	0.00	0.00	0.00	0.00	0.00	0.00	2,000.00	0.00
Cabernet Franc	678.79	600.00	500.00	175.00	1,200.00	1,011.90	0.00	1,642.80	1,602.69
Cabernet Sauvignon	599.08	440.95	295.56	255.42	1,350.00	1,005.01	712.01	1,082.29	1,049.87
Carignane	303.50	268.89	222.92	200.43	0.00	371.09	0.00	295.57	343.05
Carmine	0.00	0.00	354.63	300.00	0.00	0.00	0.00	322.18	357.70
Carnelian	0.00	0.00	151.96	266.00	0.00	0.00	0.00	207.70	257.02
Centurian	0.00	0.00	291.99	0.00	0.00	0.00	0.00	291.99	305.20
Charbono	0.00	0.00	0.00	0.00	0.00	0.00	0.00	1,894.73	1,683.39
Cinsault	0.00	0.00	0.00	0.00	0.00	1,000.00	474.13	954.54	1,107.47
Counoise	0.00	0.00	0.00	0.00	0.00	0.00	0.00	1,156.25	1,226.00
Dolcetto	1,100.00	0.00	0.00	0.00	0.00	0.00	0.00	1,513.61	1,538.84
Durif	0.00	0.00	0.00	0.00	0.00	0.00	0.00	1,000.00	0.00
Early Burgundy	0.00	0.00	0.00	0.00	0.00	0.00	0.00	967.54	757.12
Freisa	0.00	0.00	0.00	0.00	0.00	0.00	0.00	1,650.00	1,613.88
Gamay *	349.12	0.00	275.00	325.00	0.00	0.00	400.00	579.84	580.30
Gamay Beaujolais	0.00	0.00	0.00	0.00	0.00	0.00	0.00	0.00	1,308.21
Grand Noir	0.00	0.00	0.00	0.00	0.00	0.00	0.00	1,250.00	829.41
Grenache	175.03	174.19	158.93	138.29	769.54	526.04	621.15	169.25	201.15
Grignolino	0.00	0.00	0.00	0.00	0.00	0.00	0.00	0.00	1,200.00
Lagrein	0.00	0.00	400.00	0.00	0.00	0.00	0.00	687.65	0.00
Malbec	683.94	0.00	0.00	150.00	0.00	0.00	0.00	1,168.91	1,568.85
Mataro *	800.00	0.00	0.00	0.00	650.32	772.80	540.85	1,258.98	1,016.38
Merlot	609.24	406.57	347.20	372.34	1,384.62	1,188.82	654.26	1,028.81	1,056.42
Meunier	0.00	0.00	0.00	0.00	0.00	0.00	0.00	1,927.10	1,666.59
Mission	0.00	160.52	154.12	175.00	0.00	100.00	0.00	159.97	177.09
Montepulciano	0.00	0.00	0.00	0.00	0.00	0.00	0.00	1,700.00	0.00
Muscat Hamburg	600.00	550.00	0.00	0.00	0.00	0.00	0.00	578.55	566.26
Nebbiolo	0.00	0.00	0.00	1,500.00	0.00	900.00	0.00	1,421.20	1,432.44
Negrette	0.00	0.00	0.00	0.00	0.00	0.00	0.00	1,976.83	1,847.38
Petite Sirah	679.77	484.56	193.30	0.00	1,000.00	0.00	979.68	1,099.78	1,075.99
Petite Verdot	700.00	0.00	0.00	1,200.00	0.00	0.00	0.00	2,543.88	2,337.85
Pfeffer Cabernet	0.00	0.00	0.00	0.00	0.00	0.00	0.00	1,200.00	1,200.00
Pinot Noir	523.51	436.82	423.52	400.00	0.00	0.00	800.00	1,832.11	1,759.83
Pinot St George	0.00	0.00	0.00	0.00	0.00	0.00	0.00	3,200.00	0.00
Pinotage	0.00	0.00	0.00	0.00	0.00	0.00	0.00	1,770.33	1,150.00
Portugieser Blauer	0.00	0.00	0.00	0.00	0.00	0.00	0.00	1,193.30	1,248.70
Primitivo	0.00	600.00	0.00	0.00	0.00	0.00	0.00	1,672.09	2,096.32
Refosco *	0.00	0.00	0.00	0.00	0.00	0.00	0.00	1,320.36	1,373.51
Royalty	0.00	245.59	219.20	262.32	0.00	0.00	0.00	234.12	396.27
Rubired	350.00	238.98	245.29	280.40	0.00	0.00	0.00	255.53	406.08
Ruby Cabernet	0.00	311.67	264.34	321.13	0.00	0.00	0.00	279.49	321.60
Salvador	0.00	150.00	290.97	271.59	0.00	1,000.00	0.00	271.23	314.61
Sangiovese *	572.00	150.00	167.62	95.87	1,000.00	1,039.72	0.00	821.28	888.94
Souzao	700.00	0.00	397.45	0.00	0.00	0.00	0.00	709.49	522.20
Syrah *	651.83	430.38	269.91	413.02	1,371.43	1,228.32	914.74	769.45	774.88
Tannat	800.00	0.00	400.00	0.00	0.00	0.00	0.00	509.09	1,500.00
Tempranillo *	0.00	129.83	279.16	361.30	0.00	1,000.00	0.00	243.69	309.46
Teroldego	0.00	0.00	0.00	0.00	0.00	0.00	0.00	1,873.26	1,905.04
Terret Noir	0.00	0.00	0.00	0.00	0.00	900.00	0.00	900.00	0.00
Tinta Cao	0.00	0.00	0.00	0.00	0.00	0.00	0.00	1,087.13	1,055.70
Tinta Madeira	0.00	0.00	0.00	0.00	0.00	0.00	0.00	1,450.00	1,450.00
Touriga	0.00	0.00	0.00	0.00	0.00	0.00	0.00	1,432.62	477.20
Touriga Nacional	727.14	0.00	0.00	0.00	0.00	0.00	0.00	770.37	0.00
Trousseau	700.00	0.00	0.00	0.00	0.00	0.00	0.00	1,790.31	1,379.10
Verdelho	800.00	0.00	0.00	0.00	0.00	0.00	0.00	800.00	0.00
Zinfandel	442.88	281.28	247.38	246.42	1,037.14	766.12	417.99	482.19	511.80
Other Red 1/	1,000.00	94.10	66.00	98.19	0.00	0.00	0.00	412.98	310.85
TOTAL RED	523.91	295.49	236.29	259.41	928.25	1,008.33	633.87	637.33	650.09
TOTAL WINE	511.29	270.23	205.01	212.07	925.09	1,008.35	613.98	570.88	580.82
TOTAL ALL VARIETIES	492.92	266.72	180.60	196.74	925.09	1,008.35	613.98	496.91	511.45

* Synonyms for variety names are shown on Page 5.
1/ Other categories include minor and mixed varieties.

*California Agricultural Statistics Service
publications are available
on the Internet at:*

<http://www.nass.usda.gov/ca>

CALIFORNIA AGRICULTURAL STATISTICS SERVICE

UNITED STATES
DEPARTMENT OF AGRICULTURE
 NATIONAL AGRICULTURAL STATISTICS SERVICE

STATE OF CALIFORNIA
DEPT. OF FOOD & AGRICULTURE
 AGRICULTURAL STATISTICS BRANCH

P.O. BOX 1258
 SACRAMENTO, CA 95812
 (916) 498-5161 / Fax: (916) 498-5186

If you want one or more current releases on a one-time basis only, please complete this side of the form. We will mail you the latest release unless you indicate otherwise. When ordering diskettes, please be sure to check the appropriate file format box.

If you wish to be placed on our regular mailing list for upcoming releases, please complete the back of this form by following the printed instructions.

Publications on this order form can be viewed free of charge on our Web site at www.nass.usda.gov/ca. Please forward any inquiries to our E-mail address at nass-ca@nass.usda.gov.

Check Here	Publication Title and Description	List The Years You Are Buying	Domestic Charge	Enter Amount
HARD COPY				
	Grape Crush Report (Final): Annual Bulletin Tons purchased and crushed, Brix factors and price per ton by variety, by district. Crop years available: 1976-2000		\$ 10.00 per year	
	Grape Acreage: Annual Bulletin Grape acreage by year planted, variety and county. Crop years available: 1961, 1964, 1969, and 1972-1999		\$ 10.00 per year	
	Summary of County Agricultural Commissioners' Reports: Annual Bulletin Gross values by commodity groups. Crop years available: 1981-1999		\$ 5.00 per year	
	County Agricultural Commissioners' Data: Annual Bulletin County acreage, production, and value by commodity. Crop years available: 1980-1999		\$ 20.00 per year	
	California Agricultural Resource Directory: 2000 Annual Bulletin (1999 Crop) Year-End Summary for Fruit and Nut Crops, Field Crops, Vegetable and Melon Crops, Livestock, Dairy, and Poultry. Also includes Cash Receipts, Floriculture, Top Counties, U.S. and State Rankings, and Exports.		\$ 15.00	
	Dot Maps: 1990 Bulletin Acreage, yield, production, and value for 50 major commodities.		\$ 15.00	
DISKETTE				
All data files are IBM-PC compatible on 3.5 disks. Operating System: Windows 95/98				
Please indicate File Format: <input type="checkbox"/> WordPerfect <input type="checkbox"/> Spreadsheet <input type="checkbox"/> Xbase				
	Grape Crush Report (Final): Annual Bulletin Tons purchased and crushed, Brix factors and price per ton by variety, by district. Crop years available: 1991-2000		\$ 20.00 per year	
	Grape Acreage: Annual Bulletin Grape acreage by year planted, variety and county. Crop years available: 1991-1999		\$ 20.00 per year	
	County Agricultural Commissioners' Data: Annual Bulletin County acreage, yield, production, and value by commodity. Crop years available: 1986-1999		\$ 20.00 per year	
TOTAL CHARGE				

Make check or money order payable to:

CASS/CDFA

Send this order form with remittance to:

California Agricultural Statistics Service
 P.O. Box 1258
 Sacramento, CA 95812-1258

Company or Firm Name:
Name:
Mailing Address:
City, State & Zip:
E-mail Address:

CALIFORNIA AGRICULTURAL STATISTICS SERVICE

Please use this form to subscribe to the following publications. Check the publications you wish to receive, enter the subscription rate in the space provided and total the cost at the bottom of the column.

Publications on this order form can be viewed free of charge on our Web site at www.nass.usda.gov/ca. Please forward any inquires to our E-mail address at nass-ca@nass.usda.gov.

Check Here	Publication Title and Description	Subscription Rate (First-Class Mail)		Amount
		Foreign <i>1/</i>	Domestic <i>2/</i>	
907	Crop Weather Report: <u>Weekly</u> Weather's effect on crops; planting and harvesting information; weekly/accumulated precipitation data and temperatures by station.	\$ 60.00	\$ 30.00	
910	Field Crop Review: <u>Monthly</u> Grain, cotton, hay, potatoes, sugar beets, etc. acreage, production and value; price/warehouse data.	\$ 30.00	\$ 15.00	
920	Fruit and Nut Review: <u>Monthly Except November</u> Berry, grape, citrus, deciduous fruit and nut acreage, production, price and utilization.	\$ 30.00	\$ 15.00	
922	Grape Crush Report (Preliminary and Final): <u>February & March Bulletins</u> Tons purchased and crushed, Brix factors and price per ton by variety, by district.	\$ 40.00	\$ 20.00	
923	Grape Acreage: <u>Annual Bulletin</u> Grape acreage by year planted, variety and county.	\$ 20.00	\$ 10.00	
931	Vegetable Review: <u>Five Times Per Year (January, April, July, September & October)</u> Processing and fresh market vegetable and potato acreage, production and value.	\$ 14.00	\$ 7.00	
940	Livestock Review: <u>Monthly</u> Livestock inventories, intentions and values; pasture, slaughter and on-feed data for cattle and sheep.	\$ 30.00	\$ 15.00	
960	Poultry Review: <u>Monthly</u> Chicken and turkey settings, hatchings, eggs produced, inventory, value, and cold storage.	\$ 30.00	\$ 15.00	
TOTAL SUBSCRIPTION FEES				

1/ Foreign mailing is via air mail. All checks must be drawn on a U.S. bank.

2/ Mexico's rate is the same as domestic rate.

Make check or money order payable to:

CASS/CDFA

Send this order form with remittance to:

California Agricultural Statistics Service
P.O. Box 1258
Sacramento, CA 95812-1258

Company or Firm Name:
Name:
Mailing Address:
City, State & Zip:
E-mail Address: