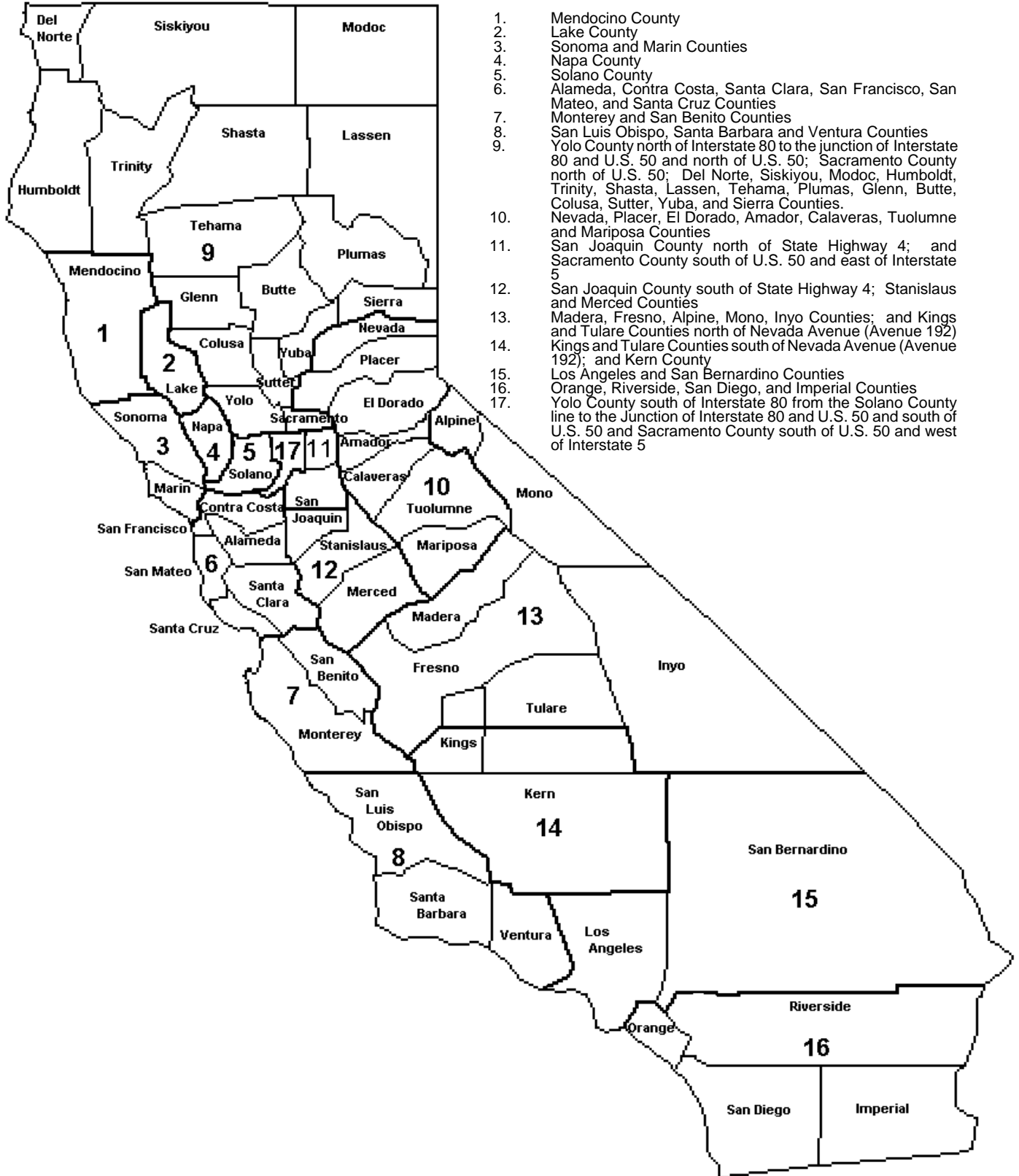


**FINAL
GRAPE CRUSH REPORT
2004 CROP**

March 10, 2005

**CALIFORNIA DEPARTMENT OF FOOD AND AGRICULTURE
SACRAMENTO, CALIFORNIA**

MAP AND DEFINITIONS OF CALIFORNIA GRAPE PRICING DISTRICTS



1. Mendocino County
2. Lake County
3. Sonoma and Marin Counties
4. Napa County
5. Solano County
6. Alameda, Contra Costa, Santa Clara, San Francisco, San Mateo, and Santa Cruz Counties
7. Monterey and San Benito Counties
8. San Luis Obispo, Santa Barbara and Ventura Counties
9. Yolo County north of Interstate 80 to the junction of Interstate 80 and U.S. 50 and north of U.S. 50; Sacramento County north of U.S. 50; Del Norte, Siskiyou, Modoc, Humboldt, Trinity, Shasta, Lassen, Tehama, Plumas, Glenn, Butte, Colusa, Sutter, Yuba, and Sierra Counties.
10. Nevada, Placer, El Dorado, Amador, Calaveras, Tuolumne and Mariposa Counties
11. San Joaquin County north of State Highway 4; and Sacramento County south of U.S. 50 and east of Interstate 5
12. San Joaquin County south of State Highway 4; Stanislaus and Merced Counties
13. Madera, Fresno, Alpine, Mono, Inyo Counties; and Kings and Tulare Counties north of Nevada Avenue (Avenue 192)
14. Kings and Tulare Counties south of Nevada Avenue (Avenue 192); and Kern County
15. Los Angeles and San Bernardino Counties
16. Orange, Riverside, San Diego, and Imperial Counties
17. Yolo County south of Interstate 80 from the Solano County line to the Junction of Interstate 80 and U.S. 50 and south of U.S. 50 and Sacramento County south of U.S. 50 and west of Interstate 5

TABLE OF CONTENTS

	<u>PAGE</u>
GRAPE CRUSH REPORT OVERVIEW	1
EXPLANATION OF TABLES	4
TABLE 1: Grapes for Crushing: State totals by type and variety, weighted average degrees Brix, and weighted average dollars per ton, 2003-04	6
TABLE 2: Tons of grapes crushed by California processors from the 2004 crop by type, variety, and reporting district where grown, with comparisons	8
TABLE 3: Weighted average degrees Brix for all grapes crushed by California processors from the 2004 crop by type, variety, and reporting district where grown, with comparisons	12
TABLE 4: Tons of grapes purchased for wine, concentrate, juice, vinegar, and beverage brandy, by California processors from the 2004 crop by type, variety, and reporting district where grown, with comparisons	14
TABLE 5: Weighted average degrees Brix for all grapes purchased for wine, concentrate, juice, vinegar, and beverage brandy, by California processors from the 2004 crop by type, variety, and reporting district where grown, with comparisons	18
TABLE 6: Weighted average grower returns per ton, delivered basis, purchased for wine, concentrate, juice, vinegar, and beverage brandy, by California processors from the 2004 crop by type, variety, and reporting district where grown, with comparisons	20
TABLE 7: Tons of grapes purchased by California processors as distilling material other than beverage brandy from the 2004 crop by type and variety, with comparisons	24
TABLE 8: Base price paid to growers for grapes crushed, delivered to California processors, from the 2004 crop, with Brix factors and purchased tonnage, by type, variety, reporting district where grown, and weighted average base price	25
TABLE 8: Supplement - 2004 Brix Adjustment Factor	112
TABLE 9: Tons of grapes crushed to growers' accounts by California processors from the 2004 crop by type, variety, and reporting district where grown, with comparisons <i>(Table 9 only appears in the Final Grape Crush Report.)</i>	116
TABLE 10: Weighted average grower returns per ton, delivered basis, non-related purchase for wine, concentrate, juice, vinegar, and beverage brandy, by California processors from the 2004 crop by type, variety, and reporting district where grown, with comparisons	118

COMPILED AND PUBLISHED BY:

California Agricultural Statistics Service (CASS)
650 Capitol Mall, Suite 6-100
P.O. Box 942871
Sacramento, CA 94271-0001

Phone: (916) 498-5161 ---- Fax: (916) 498-5186
E-mail: nass-ca@nass.usda.gov ---- Web: www.nass.usda.gov/ca

MARCH 10, 2005

*California Agricultural Statistics Service
publications are available
on the Internet at:*

<http://www.nass.usda.gov/ca>

GRAPE CRUSH REPORT OVERVIEW

Information contained in this Report was supplied by processors to fulfill the reporting requirements of Section 55601.5 of the Food and Agricultural Code.

The Final Grape Crush Report includes all grape tonnage crushed during the 2004 season. Changes in tonnage, Brix, and prices from the preliminary report to this final report were due to late reports, and corrections to the original data. Reporting errors by some processors have caused a change in some district/variety entries.

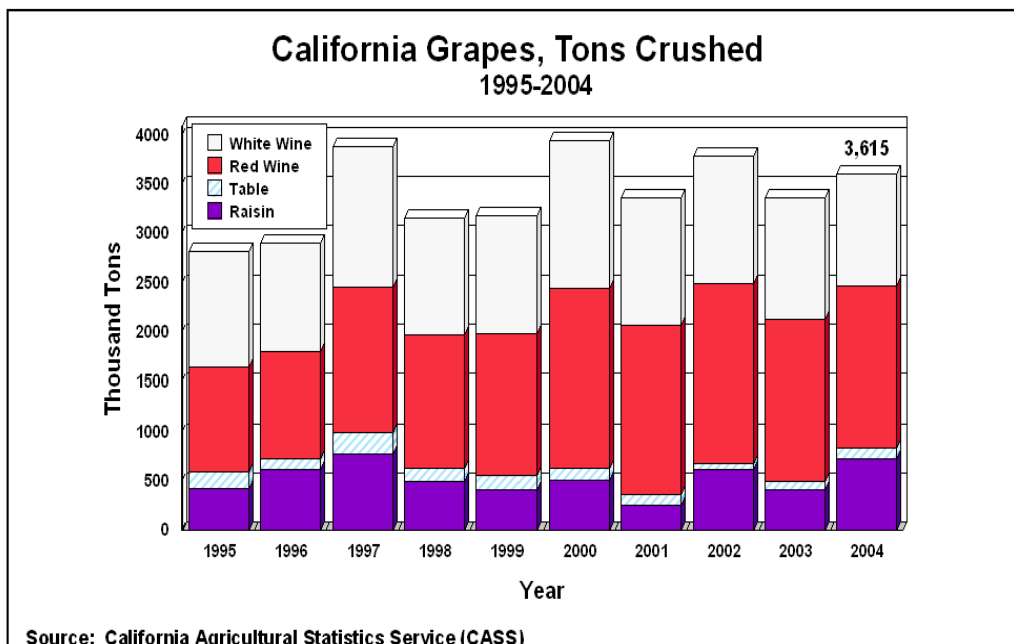
Details of the crushed tonnage, degrees Brix, and weighted average prices were reported by grape type and variety, as well as by grape pricing districts. The 17 districts refer to the area in which the grapes were grown as defined in the Administrative Code. A district map is located on the inside of the front cover.

SUMMARY OF GRAPE TONNAGES AND PRICES

The 2004 crush totaled 3,615,231 tons, up 7 percent from the 2003 crush of 3,370,121 tons. Red wine varieties accounted for the largest share of all grapes crushed, at 1,638,658 tons, virtually unchanged from 2003. The 2004 white wine variety crush totaled 1,136,236 tons, down 8 percent from 2003. Tons crushed of raisin type varieties totaled 726,946, up 72 percent from 2003, while tons crushed of table type varieties totaled 113,391, up 35 percent from 2003. (See chart below.)

Beginning with the 1999 season, the Grape Crush Report includes the total number of tons crushed for concentrate production. In determining grape tonnage crushed for concentrate production, each processor was required to report the estimated equivalent tons of grapes crushed for grape concentrate. For the 2004 season, this total was 658,048 tons, approximately 18 percent of the 2004 grape crush total. This report provides only the aggregate figure for grapes crushed for concentrate production and does not include information by district, type, or variety.

California grape growers received prices in 2004 for raisin, table, and white and red grapes that were, on average, above the 2003 prices. The 2004 average price of all varieties was \$482.26, up 2 percent from 2003. Average prices for the 2004 crop by type were as follows: red wine grapes, \$626.69, up 3 percent from 2003; white wine grapes, \$487.47, up 14 percent from 2003; raisin grapes, \$199.86, up 110 percent; and table grapes, \$198.52, up 117 percent. These price levels have not been adjusted for inflation.



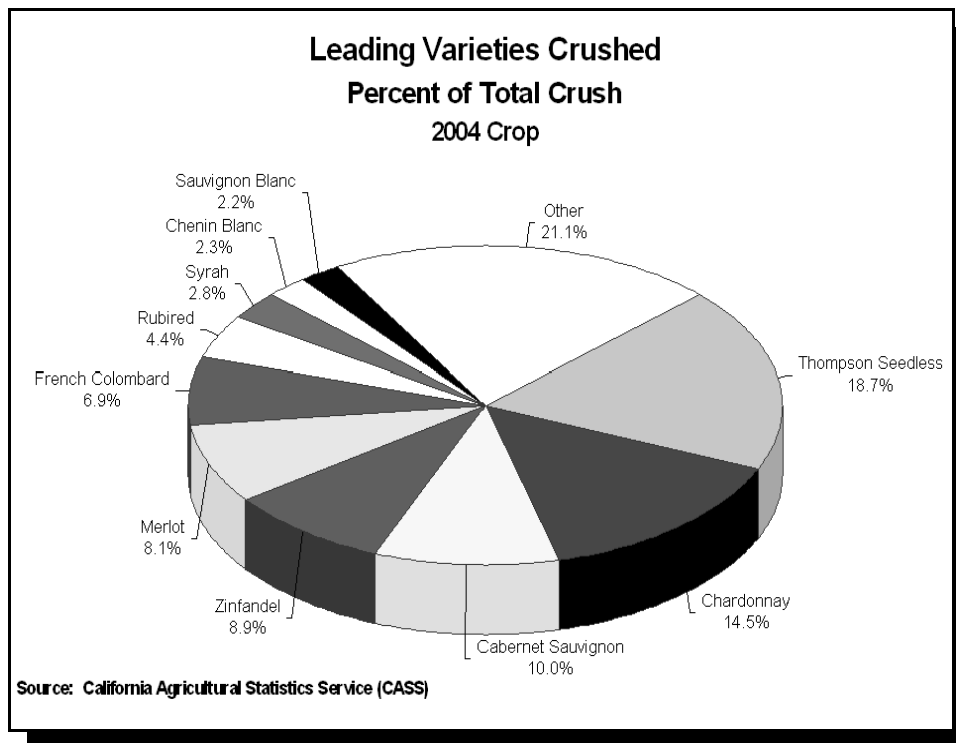
CALIFORNIA GRAPE CRUSH TONNAGE AND PRICE, 1988-2004

Crop Year	Raisin Type		Table Type		Red Wine Type		White Wine Type		All Types	
	Tons (1,000)	Dollars Per Ton	Tons (1,000)	Dollars Per Ton	Tons (1,000)	Dollars Per Ton	Tons (1,000)	Dollars Per Ton	Tons (1,000)	Dollars Per Ton
1988	415	116	312	131	760	409	1,356	238	2,843	253
1989	370	132	211	128	872	410	1,272	297	2,725	297
1990	268	126	170	127	804	355	1,331	277	2,573	276
1991	284	150	157	141	840	383	1,289	319	2,570	310
1992	785	182	217	170	888	438	1,209	364	3,099	325
1993	452	152	137	147	979	430	1,327	316	2,895	323
1994	239	118	123	136	936	462	1,242	317	2,540	344
1995	432	164	170	162	1,052	515	1,175	351	2,829	372
1996	618	191	117	188	1,079	611	1,094	469	2,908	452
1997	786	185	212	169	1,461	656	1,433	546	3,891	497
1998	506	164	135	150	1,333	643	1,194	521	3,169	502
1999	419	200	149	187	1,422	649	1,195	518	3,185	525
2000	513	125	120	118	1,816	628	1,503	500	3,951	504
2001	262	86	101	87	1,706	680	1,300	491	3,368	555
2002	622	76	61	80	1,817	614	1,288	432	3,787	462
2003	422	95	84	91	1,634	609	1,230	429	3,370	471
2004	727	200	113	199	1,639	627	1,136	487	3,615	482

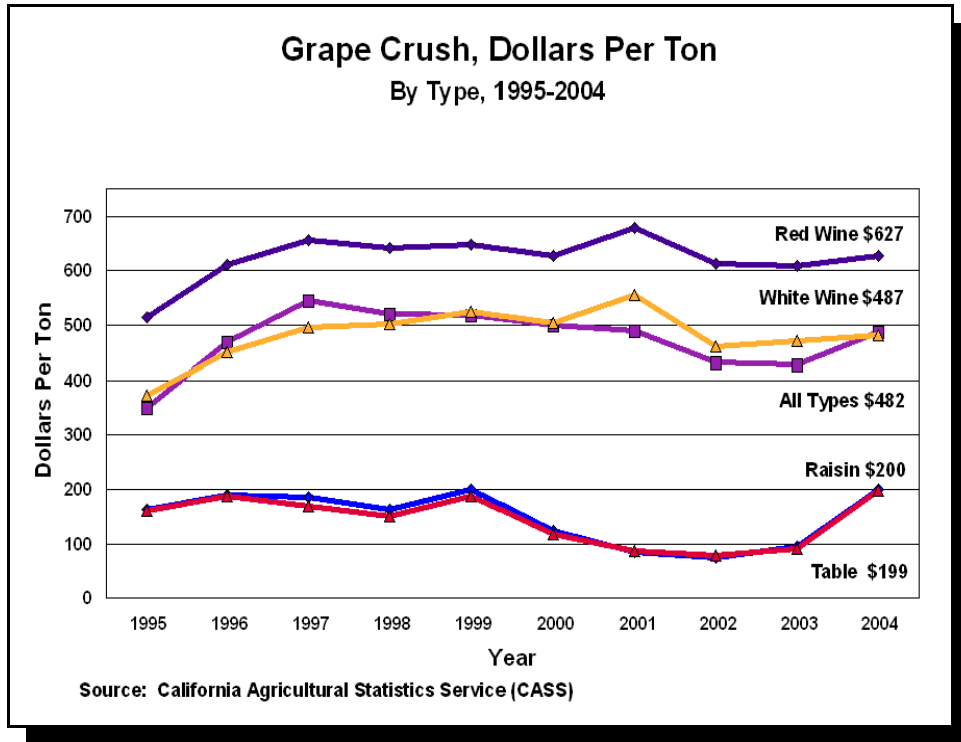
Source: California Agricultural Statistics Service (CASS)

LEADING GRAPE VARIETIES AND DISTRICTS

In 2004, Thompson Seedless accounted for the largest percentage of crush volume with 19 percent. Chardonnay accounted for the second leading percentage of crush with 15 percent of the total crush. The next eight highest percentages of grapes crushed were all wine varieties.



Grapes produced in District 4 (Napa County) received the highest average price of \$2,935.77 per ton, down 4 percent from 2003. District 3 (Sonoma and Marin counties) received the second highest return of \$1,869.14, down 4 percent from 2003. The 2004 Chardonnay price of \$693.77 was up 4 percent from 2003, while the 2004 Cabernet Sauvignon price of \$977.71 was down 3 percent from 2003. The 2004 average price for Merlot was \$799.34, virtually unchanged from 2003, while the Zinfandel average price of \$473.47 was up 11 percent from 2003.



EXPLANATION OF TABLES

TABLE 1 is a summary of the 2004 crop State totals by grape type and varieties that are shown in detail by grape pricing districts in Tables 2 through 6. State totals and averages for 2003 are shown for comparison.

TABLE 2 includes over-the-scale fresh tonnage of all grapes crushed by California processors from the 2004 crop. Over-the-scale fresh weight tonnage includes materials other than grapes (MOG) and defects. This table is broken down by the 17 grape pricing districts and by variety. State totals for 2003 are shown for comparison. Crushed tonnage includes all grapes crushed whether: grown and crushed by processors; purchased and crushed by processors; crushed by cooperatives, juice manufacturers, etc.; or crushed for others, including growers.

TABLE 3 shows the weighted average degrees Brix for all grapes crushed (TABLE 2) by California processors from the 2004 crop. The weighted average degrees Brix is reported by grape pricing districts and variety. State averages for 2003 are shown for comparison.

TABLE 4 includes net weight fresh tonnage of all grapes purchased for wine, concentrate, juice, vinegar, and beverage brandy by California processors from the 2004 crop. Net weight fresh tonnage does not include material other than grapes (MOG) and defects or other weight adjustments deducted from gross weight. The purchased tonnage is reported by variety and grape pricing districts. State totals for 2003 are shown for comparison. TABLE 4 does not include tonnage purchased as distilling material other than beverage brandy, this is shown in TABLE 7. Prices for all tonnage shown in this table are final and not subject to change. Grapes pooled by cooperatives, those grown by processors and used for their own production and grapes crushed to growers' accounts are not included.

TABLE 5 shows the weighted average degrees Brix for all grapes purchased for wine, concentrate, juice, vinegar, and beverage brandy (TABLE 4) by California processors from the 2004 crop. The weighted average degrees Brix is reported by grape pricing districts and variety. State averages for 2003 are shown for comparison. TABLE 5 does not include degrees Brix of tonnage purchased as distilling material other than beverage brandy, this is shown in TABLE 7. Grapes pooled by cooperatives, those grown by processors and used for their own production and grapes crushed to growers' accounts are not included.

TABLE 6 gives the weighted average price per ton, delivered basis, of all tonnage purchased for wine, concentrate, juice, vinegar, and beverage brandy (TABLE 4) by California processors from the 2004 crop. The weighted average prices are reported by variety, and grape pricing districts. State averages for 2003 are shown for comparison. TABLE 6 does not include prices of tonnage purchased as distilling material other than beverage brandy, this is shown in TABLE 7. Prices shown in this table are final and not subject to change. Grapes pooled by cooperatives, those grown by processors and used for their own production and grapes crushed to growers' accounts are not included.

Weighted average prices reflect final prices through January 10, 2005 and include any Brix adjustments, bonuses or allowances. Prices are equivalent to delivered basis in the area grown including normal within-area hauling allowances. Purchases made on a roadside basis include the usual hauling allowance for local delivery in the area grown. Out-of-area purchases made on a delivered basis do not include extra hauling allowances for delivery outside the area.

The following example indicates the method used for calculating weighted averages:

DATA PAGE																				
IDENTIFICATION				SECTION I.			SECTION II.													
				Total Grapes Crushed At Your Facility			Final Prices Of Grapes Purchased From Grower(s) For Wine, Concentrate, Juice, Vinegar And Beverage Brandy													
VARIETY (List full name)	Dist. Where Grown	Code	Line	Over The Scale Tons	Wtd. Avg. Degrees Brix	Total Brix (Col. 3 X Col. 4)	Purchased Tons Only		Wtd. Avg. Degrees Brix	Total Brix (Col. 5 X Col. 7)	Base Price Per Ton	Acceptable Brix Limits		Brix Adjustment Factors Per Degrees Brix Per Ton Plus & Minus	Office Use	Brix Adjustment Limits			Wtd. Avg. Price Per Ton	Total Paid (Col. 5 x Col. 16)
							All Purchased Tons	Non-Related Purchased Tons				Min.	Max.			Base	Min.	Max.		
						A	5	6	7	B	8	9	10	11	12	13	14	15	16	C
Petite Sirah	1			155.5	20.6	3,203.3	100.0	100.0	20.1	2,010.0	450.0	19.0	25.0	+ or - 10%		22.0	20.0	24.0	364.50	36,450.00
Petite Sirah	1			20.5	19.0	389.5	20.5	20.5	19.0	389.5	450.0	19.0	25.0	+ or - 10%		22.0	20.0	24.0	418.50	8,579.25
Petite Sirah	1			10.6	23.5	249.1	10.6	10.6	23.5	249.1	450.0	19.0	25.0	+ or - 10%		22.0	20.0	24.0	517.50	5,485.50
Combined	1			186.6	20.6	3,841.9	131.1	131.1	20.2	2,648.6	450.0	19.0	25.0	+ or - 10%		22.0	20.0	24.0	385.31	50,514.75

Column 4 was obtained by dividing the total Over the Scale Tons (Column 3) into the Total Brix of these same tons (Column A):

$$\frac{3,841.9}{186.6} = 20.6$$

Column 7 was obtained by dividing the Purchased Tons Only (Column 5) into the Total Brix of these same tons (Column B):

$$\frac{2,648.6}{131.1} = 20.2$$

Column 16 was obtained by dividing the total Purchased Tons Only (Column 5) into the total dollars paid for these same tons (Column C):

$$\frac{\$50,514.75}{131.1} = \$385.31$$

TABLE 7 shows all grape tonnage purchased as distilling material other than beverage brandy by California processors from the 2004 crop. The tonnage, weighted average degrees Brix and price per ton are shown by grape type and variety. State totals and averages for 2003 are given for comparison.

TABLE 8 shows base prices paid to growers by Brix adjustment factors, purchased tonnage, type, variety and reporting district where grown. Weighted average base prices and total purchased tonnage are included.

The Brix adjustment factors determine adjustments to base prices to compensate for sugar variations. In this report, adjustments are expressed in dollars per ton, or percent of base price per degree variance from the established Brix base. Occasional lots are traded on price per degree Brix as delivered.

TABLE 9 includes tonnage of all grapes crushed to growers' accounts by California processors from the 2004 crop. Growers retained ownership of these grapes at the time of crushing. This tonnage is reported by grape pricing district and variety. Comparisons with 2003 are shown. **(Table 9 only appears in the Final Grape Crush Report.)**

TABLE 10 gives the weighted average price per ton, delivered basis, of all tonnage purchased from non-related sources for wine, concentrate, juice, vinegar, and beverage brandy (TABLE 4) by California processors from the 2004 crop. The weighted average prices are reported by variety, and grape pricing districts. State averages for 2003 are shown for comparison. TABLE 10 does not include prices of tonnage purchased as distilling material other than beverage brandy, this is shown in TABLE 7. Prices shown in this table are final and not subject to change. Grapes pooled by cooperatives, those grown by processors and used for their own production and grapes crushed to growers' accounts are not included.

Non-Related Purchased Tons: Excludes tonnage of grapes purchased from a grower if:

- (a) The grower or an affiliate of the grower, or both the grower and the affiliate of the grower, owned, directly or indirectly, at least 5 percent of the indicia of ownership or voting authority of the winery (processor);
- (b) The winery (processor) or an affiliate of the winery, or both the winery and the affiliate of the winery, owned, directly or indirectly, at least 5 percent of the indicia of ownership or voting authority of the grower;
- (c) The winery (processor) or an affiliate of the winery, or both the winery and the affiliate of the winery, provided long-term financing to the grower in exchange for rights or options to purchase a significant portion of the grower's harvest.

Synonyms for Grape Variety Names		
<i>(First synonym listed was used for this publication.)</i>		
Alicante Bouschet * – Alicante	Malvasia Bianca * – Vennentino, Vermintino	Red Globe * – Rose Ito
Beauty Seedless * – Black Beauty	Marechal Foch * – Foch	Refosco * – Mondeuse
Black Prince * – Rose of Peru	Mataro * – Mourvedre	Rubired * – Tintoria
Blaufraenkisch * – Lemberger	Meunier * – Pinot Meunier	Ruby Seedless * – King Ruby
Burger * – Monbadon	Moscato Gaillo * – Muscat Yellow	Sangiovese * – Sangiovetto, Brunello
Chardonnay * – Pinot Chardonnay	Muscat Blanc * – Muscat Canelli,	Sauvignon Vert * – Muscadelle
Cinsaut * – Black Malvoisie, Black Malvasia	Muscat Blanc A Petits Grains	St. Emilion * – Ugni Blanc, Trebbiano
Emerald Seedless * – Black Seedless	Muscat Hamburg * – Black Muscat	Syrah * – French Syrah, Shiraz, Syrah Noir
Flame Seedless * – Red Flame	Negrette * – Pinot St. George	Tempranillo * – Tinta Roriz, Valdepenas
Gamay (Napa) * – Gamay, Valdiguie	Nero D'Avola * – Calabrese	Touriga Nacional * – Touriga
Gray Riesling * – Trousseau Gris	Palomino * – Golden Chasselas	Trousseau * – Bastardo
Grenache * – Grenache Noir	Pinot Gris * – Pinot Grigio	White Riesling * – Johannisberg Riesling,
Italia * – Muscat Italia	Princess * – Melissa	Riesling
Malaga * – White Malaga	Red Crimson * – Crimson Seedless	

**TABLE 1: STATE TOTALS OF GRAPES FOR CRUSHING BY TYPE AND VARIETY,
WEIGHTED AVERAGE DEGREES BRUX, AND WEIGHTED AVERAGE DOLLARS PER TON, 2003-04**

Type and Variety	Total Tons Crushed		Avg. Brix Crushed		Total Tons Purchased		Avg. Brix Purchased		Wtd. Avg. Dollars Per Ton	
	2004	2003	2004	2003	2004	2003	2004	2003	2004	2003
RAISIN GRAPES:										
Dovine	3,693.6	213.2	20.6	23.4	3,652.8	211.8	20.6	23.4	200.00	90.00
Fiesta	45,626.0	8,971.3	22.4	21.8	45,448.1	8,942.1	22.4	21.8	199.74	90.15
Thompson Seedless	677,626.2	412,796.0	20.9	20.8	606,038.9	339,255.3	20.8	20.7	199.86	95.26
Total Raisin	726,945.8	421,980.5	21.0	20.8	655,139.8	348,409.2	20.9	20.7	199.86	95.12
TABLE GRAPES:										
Autumn Royal	2,104.9	927.3	19.8	18.4	578.7	134.0	20.0	19.5	200.00	82.87
Autumn Seedless	14.0	45.7	21.2	21.2	0.0	21.7	0.0	20.6	0.00	87.55
Beauty Seedless *	19.0	83.1	23.0	23.0	0.0	0.0	0.0	0.0	0.00	0.00
Black Hamburg	1.1	0.6	32.0	32.0	0.0	0.0	0.0	0.0	0.00	0.00
Black Monukka	242.6	212.3	23.2	21.4	241.7	211.2	23.2	21.4	198.84	91.51
Black Prince *	0.9	0.0	25.4	0.0	0.5	0.0	26.5	0.0	1,000.00	0.00
Calmeria	698.0	2,149.6	19.6	19.1	152.7	752.6	19.6	19.7	200.00	83.72
Cardinal	7.0	101.2	22.7	21.2	0.0	0.0	0.0	0.0	0.00	0.00
Christmas Rose	528.2	1,029.4	21.6	22.5	324.2	464.9	21.5	22.0	200.00	93.50
Concord	0.0	28.4	0.0	20.7	0.0	0.0	0.0	0.0	0.00	0.00
Dawn Seedless	0.0	25.3	0.0	23.0	0.0	0.0	0.0	0.0	0.00	0.00
Early Sweet	5.3	0.0	22.0	0.0	0.0	0.0	0.0	0.0	0.00	0.00
Emerald Seedless *	1,662.7	536.8	20.1	21.1	749.5	158.5	20.1	22.1	200.00	124.36
Emperor	270.3	2,766.3	18.9	16.8	59.8	559.4	18.9	18.6	200.00	79.05
Exotic	11.8	260.0	24.8	22.3	0.0	0.0	0.0	0.0	0.00	0.00
Fantasy Seedless	12.5	88.5	22.6	18.7	6.5	3.1	22.6	21.0	200.00	89.25
Flame Seedless *	13,491.4	11,199.3	21.6	22.0	7,882.0	2,064.1	21.1	23.7	200.00	96.68
Flame Tokay	1,710.8	3,029.7	18.1	17.2	1,706.4	3,018.1	18.1	17.2	194.04	85.72
Italia *	325.9	427.1	22.7	18.8	97.5	19.0	22.7	22.3	200.00	94.77
Jade Seedless	0.0	716.7	0.0	22.8	0.0	0.0	0.0	0.0	0.00	0.00
Malaga *	495.3	1,399.6	21.9	20.0	353.9	1,103.8	22.6	19.9	200.00	103.92
Perlette	32.5	309.5	21.8	22.7	0.0	0.0	0.0	0.0	0.00	0.00
Princess *	1,277.7	517.7	22.2	23.2	314.5	4.2	22.3	18.7	200.00	79.47
Queen	209.2	0.0	21.5	0.0	0.0	0.0	0.0	0.0	0.00	0.00
Red Crimson *	14,575.1	15,276.8	20.2	20.2	7,578.7	3,699.1	20.3	22.5	200.00	95.98
Red Globe *	19,442.4	14,240.1	20.8	20.2	7,178.8	5,631.3	21.2	20.3	200.00	89.06
Ribier	259.3	54.4	20.1	20.0	1.6	0.0	20.5	0.0	200.00	0.00
Rouge	2,835.8	1,989.2	19.5	19.5	5.7	0.0	25.0	0.0	473.68	0.00
Ruby Seedless *	5,105.7	6,929.9	22.8	20.9	2,118.3	2,541.6	22.8	22.2	200.00	95.86
Packinghouse Culls	397.5	48.7	22.4	22.0	397.5	0.0	22.5	0.0	250.00	0.00
Other Table 1/	47,654.1	19,841.7	21.0	21.0	40,079.4	13,174.8	21.2	21.7	197.13	90.13
Total Table	113,391.0	84,234.9	20.9	20.5	69,827.9	33,561.4	21.1	21.1	198.52	91.35
WINE GRAPES (WHITE):										
Arneis	70.5	57.8	23.4	23.2	60.0	52.7	23.4	23.1	2,077.82	2,473.07
Burger *	47,348.9	42,087.4	16.2	15.8	44,168.1	39,201.7	16.3	15.9	177.95	171.81
Chardonnay *	524,732.1	561,677.6	24.1	23.6	379,838.2	391,652.6	24.0	23.6	693.77	664.42
Chenin Blanc	84,566.1	96,703.5	20.5	19.7	78,938.4	89,877.0	20.4	19.6	234.20	167.53
Cortese	26.4	11.4	24.5	23.0	2.6	6.8	22.5	23.4	1,000.00	1,332.35
Emerald Riesling	1,883.8	1,697.0	22.1	22.2	1,883.8	1,678.7	22.1	22.2	309.71	191.01
Flora	38.8	30.3	22.7	22.3	35.4	27.6	22.5	22.0	1,950.00	1,810.80
Folle Blanche	12.4	17.3	23.3	21.2	0.0	0.0	0.0	0.0	0.00	0.00
French Colombard	251,004.5	309,729.6	20.7	19.9	219,607.8	268,119.8	20.7	19.9	201.41	130.84
Gewurztraminer	7,668.9	6,528.4	24.0	23.5	5,348.9	4,554.7	23.9	23.6	877.97	906.30
Gray Riesling *	135.0	37.8	20.5	20.2	59.9	31.3	19.5	19.1	1,077.19	1,110.00
Grenache Blanc	89.5	30.1	24.1	24.2	61.5	9.1	24.0	23.9	1,634.21	1,864.62
Kerner	2.4	0.0	23.2	0.0	0.0	0.0	0.0	0.0	0.00	0.00
Kleinberger	0.0	3.0	0.0	21.3	0.0	0.0	0.0	0.0	0.00	0.00
Malvasia Bianca *	8,924.4	11,415.2	19.7	18.9	6,542.4	8,467.8	19.9	19.1	329.50	263.54
Marsanne	323.7	252.2	24.0	23.2	212.4	137.6	23.8	25.3	1,141.33	1,301.65
Melon	11.1	9.9	24.7	24.7	11.1	9.9	24.7	24.7	2,170.30	2,149.87
Montonico	10.1	11.8	19.5	18.6	10.0	11.8	19.5	18.6	400.00	350.00
Muscat Blanc *	5,045.6	5,989.4	24.4	23.1	4,231.6	5,280.9	23.1	22.7	626.59	431.64
Muscat Orange	961.1	968.3	24.6	23.2	836.7	859.5	23.7	23.1	605.76	574.37
Muscat of Alexandria	33,212.1	40,284.7	23.1	21.7	30,677.0	37,544.8	23.2	21.7	319.30	182.97
Palomino *	3,315.5	3,677.2	20.9	19.9	3,271.9	3,622.3	21.0	19.9	206.08	133.00
Pinot Blanc	1,509.1	1,366.7	23.3	23.4	823.9	860.0	23.3	23.6	1,260.59	1,212.73
Pinot Gris *	48,280.0	26,936.4	22.7	21.8	41,060.9	20,294.9	22.5	21.7	596.02	663.48
Roussanne	818.1	564.4	24.5	23.9	375.4	285.9	24.9	24.5	1,775.33	1,747.23
Sauvignon Blanc	78,805.8	82,600.9	22.9	22.2	65,123.1	64,443.7	22.8	22.1	691.69	754.00
Sauvignon Musque	415.4	525.4	24.0	23.5	269.0	324.4	24.1	23.4	1,528.91	1,682.46
Sauvignon Vert *	12.2	8.8	22.7	22.9	12.2	8.4	22.7	22.8	1,618.03	1,452.14
Scheurebe	11.1	12.3	23.5	24.6	0.0	0.0	0.0	0.0	0.00	0.00
Semillon	7,814.4	8,732.9	22.4	21.6	6,762.3	7,493.1	22.2	21.4	573.52	584.06
St. Emilion *	16.4	2.6	22.4	23.9	4.9	1.4	22.4	24.0	571.43	250.00
Sylvaner	12.8	11.6	21.9	21.5	0.0	0.0	0.0	0.0	0.00	0.00
Symphony	8,214.0	7,047.9	22.9	23.3	8,135.3	7,007.2	22.9	23.3	344.98	277.41
Tocai Friulano	226.6	84.3	21.4	23.1	209.9	69.1	21.3	23.0	713.93	1,407.41
Verdelho	52.2	24.9	24.7	23.6	30.5	15.1	23.5	23.5	1,000.33	926.49
Vernaccia	51.0	28.3	23.2	24.0	46.3	25.7	23.2	24.0	1,806.87	1,978.63
Viognier	9,071.9	9,791.6	25.6	25.4	6,896.8	6,750.7	25.1	25.6	699.00	750.95
White Riesling *	9,224.7	8,466.7	22.3	22.4	6,035.4	5,915.6	22.1	22.4	926.55	808.20
Other White 1/	2,317.8	2,859.5	23.4	22.5	2,196.0	2,780.6	23.5	22.5	285.45	127.97
Total White	1,136,236.4	1,230,285.1	22.5	21.8	913,779.6	967,422.4	22.2	21.6	487.47	429.17

**TABLE 1: STATE TOTALS OF GRAPES FOR CRUSHING BY TYPE AND VARIETY,
WEIGHTED AVERAGE DEGREES BRIX, AND WEIGHTED AVERAGE DOLLARS PER TON, 2003-04**

Type and Variety	Total Tons Crushed		Avg. Brix Crushed		Total Tons Purchased		Avg. Brix Purchased		Wtd. Avg. Dollars Per Ton	
	2004	2003	2004	2003	2004	2003	2004	2003	2004	2003
WINE GRAPES (RED):										
Aglianico	67.9	34.4	23.9	24.6	40.4	18.8	23.5	24.6	1,382.19	1,546.28
Aleatico	35.9	20.0	27.5	27.5	35.7	19.9	27.5	23.5	1,984.69	2,716.30
Alicante Bouschet *	3,025.2	2,921.3	23.4	22.7	2,972.8	2,631.0	23.4	22.7	390.83	369.38
Alvarelhao	50.7	37.6	24.8	25.3	26.3	28.1	25.0	25.7	1,041.26	1,057.65
Barbera	54,370.8	71,980.9	23.9	23.5	51,396.2	67,913.5	23.9	23.4	258.34	204.84
Blaufraenkisch *	6.4	13.8	25.6	24.2	0.0	0.0	0.0	0.0	0.00	0.00
Cabernet Franc	15,408.8	15,452.5	25.3	25.1	11,256.7	8,412.8	25.4	24.9	1,169.44	1,458.71
Cabernet Sauvignon	360,155.0	396,367.9	25.3	24.7	277,899.7	306,063.9	25.3	24.6	977.71	1,012.52
Carignane	22,136.4	26,731.1	24.1	22.6	21,639.2	25,969.2	24.2	22.6	292.94	204.14
Carmenere	14.9	7.0	24.6	22.8	8.4	1.6	24.1	21.6	1,502.97	2,000.00
Carmine	10.7	13.4	22.2	22.9	8.0	10.7	23.0	22.0	600.00	600.00
Carnelian	8,020.9	9,079.4	24.9	24.6	4,860.2	5,105.6	25.0	24.6	212.03	167.73
Centurian	1,846.6	1,586.6	22.8	23.5	1,152.2	1,038.1	22.9	23.6	246.40	229.73
Charbono	394.4	284.1	23.3	22.8	364.3	230.1	24.1	22.3	1,464.28	1,105.65
Cinsaut *	672.0	750.8	24.1	21.7	595.6	644.2	24.1	21.5	576.19	361.82
Counoise	105.6	89.1	22.6	23.4	50.0	61.9	22.6	22.7	1,397.45	1,218.83
De Chaunac	0.1	0.2	20.1	22.1	0.1	0.2	20.1	22.1	2,000.00	2,000.00
Dolcetto	318.0	276.6	24.1	24.1	254.1	227.1	23.9	24.0	1,874.63	1,957.78
Dornfelder	200.6	113.6	26.1	22.0	194.0	113.6	24.1	23.0	300.00	400.00
Early Burgundy	15.3	15.1	24.3	25.7	10.2	14.9	24.3	26.0	482.35	1,186.91
Freisa	60.6	46.6	24.3	23.3	54.1	39.3	24.6	23.1	1,946.88	2,141.24
Gamay (Napa) *	2,695.0	2,469.8	22.0	21.8	2,418.6	2,280.5	21.9	21.8	477.80	474.57
Gamay Beaujolais	57.3	15.4	21.0	20.0	57.0	15.4	20.9	20.0	292.15	700.00
Graciano	19.4	9.7	24.7	25.4	0.0	4.0	0.0	26.5	0.00	1,800.00
Grand Noir	1.5	5.6	25.0	26.2	1.5	0.2	25.0	25.0	1,500.00	2,600.00
Grenache *	75,663.1	61,476.2	21.2	21.8	74,119.9	58,120.2	21.1	21.9	232.31	195.45
Grignolino	19.6	29.4	23.7	23.3	0.0	0.0	0.0	0.0	0.00	0.00
Lagrein	94.2	314.1	25.5	21.7	93.5	308.8	25.5	21.7	752.83	511.12
Malbec	4,740.3	3,628.9	24.4	23.7	3,594.8	2,816.8	24.3	23.4	772.02	785.60
Marechal Foch *	0.5	0.0	24.6	0.0	0.1	0.0	23.0	0.0	2,000.00	0.00
Mataro *	1,894.8	1,567.3	24.6	25.0	1,298.6	1,052.3	25.0	24.8	1,333.88	1,379.93
Merlot	292,242.7	261,085.7	24.9	24.6	235,963.1	202,239.6	24.9	24.6	799.34	795.63
Meunier *	596.8	762.2	20.5	20.6	309.6	317.1	20.1	19.7	1,868.57	1,905.80
Mission	8,455.6	11,734.1	24.5	23.1	8,378.0	11,585.6	24.5	23.1	178.55	168.27
Montepulciano	115.8	111.9	25.4	25.5	91.2	101.1	25.5	25.7	1,503.09	1,103.91
Muscat Hamburg *	123.0	169.6	27.8	25.5	101.9	150.1	28.1	25.3	713.25	643.11
Nebbiolo	260.9	311.3	24.3	24.3	153.1	165.9	24.5	24.2	2,552.53	2,131.50
Negrette *	12.9	19.0	25.5	24.1	7.9	18.3	24.7	24.1	1,291.28	1,455.35
Negroamaro	3.7	0.6	25.2	24.2	3.7	0.6	25.2	24.2	1,410.81	1,200.00
Nero D'Avola *	2.4	0.0	24.4	0.0	2.4	0.0	24.4	0.0	1,500.00	0.00
Perelli 101	6.9	1.4	20.0	23.1	6.4	0.6	19.8	22.0	2,000.00	1,000.00
Petit Verdot	5,845.2	4,621.2	24.8	25.0	3,870.8	2,884.7	24.5	24.9	1,172.53	1,330.92
Petite Sirah	28,569.9	22,202.1	25.6	24.8	21,885.6	17,205.9	25.5	24.7	934.25	916.62
Pfeffer Cabernet	8.2	0.0	26.1	0.0	5.3	0.0	26.0	0.0	1,000.00	0.00
Pinot Noir	70,061.9	58,252.0	25.1	24.2	42,179.5	34,249.5	25.1	24.3	1,620.15	1,614.61
Pinotage	53.4	62.8	26.3	25.7	15.2	22.1	25.6	25.1	1,330.43	1,478.82
Primitivo	837.4	690.5	24.7	25.4	639.4	556.9	24.5	25.3	797.72	913.39
Refosco *	638.4	538.1	23.5	24.3	612.8	505.3	23.4	24.3	357.37	360.78
Royalty	1,438.1	2,074.9	24.0	22.8	1,426.2	2,062.4	24.0	22.8	192.77	97.08
Rubired *	158,435.6	140,070.1	23.6	23.6	153,591.1	132,090.1	23.6	23.7	209.93	157.00
Ruby Cabernet	74,672.0	74,870.6	24.4	23.8	69,222.9	68,696.9	24.4	23.8	247.92	236.42
Salvador	2,329.9	1,892.9	23.1	23.7	2,327.9	1,885.8	23.1	23.7	199.01	177.96
Sangiovese *	9,975.5	11,235.5	23.9	24.3	7,068.1	7,716.2	23.5	23.9	693.36	711.48
Souzao	361.1	330.2	25.0	23.6	167.1	57.0	26.0	24.0	745.96	1,159.22
Syrah *	101,248.5	110,249.1	25.3	24.8	74,242.0	77,191.2	25.1	24.7	666.63	600.78
Tannat	2,280.8	1,739.8	26.6	23.9	1,779.5	1,700.1	26.9	23.8	362.99	357.15
Tempranillo *	2,899.6	3,022.1	24.6	23.8	2,301.9	2,529.0	24.6	23.7	526.81	388.69
Teroldego	140.4	112.0	24.8	24.9	117.2	102.8	25.1	24.9	1,573.64	1,509.17
Tinta Barroca	0.9	0.2	27.7	23.6	0.0	0.0	0.0	0.0	0.00	0.00
Tinta Cao	105.7	44.7	25.8	25.1	72.3	36.5	25.5	25.1	920.36	983.04
Tinta Madeira	76.5	55.0	24.8	23.8	75.7	54.9	24.8	23.8	588.78	809.84
Touriga Francesca	21.6	8.9	24.9	27.4	18.3	8.8	25.6	27.4	909.02	950.00
Touriga Nacional *	372.0	209.7	24.3	24.6	263.3	143.6	24.2	24.8	738.73	823.05
Trousseau *	23.8	21.8	26.3	24.6	14.8	17.6	25.5	24.7	936.03	1,133.06
Zinfandel	321,898.7	327,703.5	20.8	20.2	302,348.9	296,886.9	20.6	20.1	473.47	427.78
Other Red 1/	2,439.8	4,078.1	23.0	22.2	1,629.2	2,692.3	23.0	22.2	528.55	256.66
Total Red	1,638,658.1	1,633,620.0	23.8	23.4	1,385,294.5	1,347,018.1	23.6	23.2	626.69	608.61
TOTAL WINE	2,774,894.5	2,863,905.1	23.3	22.7	2,299,074.1	2,314,440.5	23.1	22.5	571.36	533.60
TOTAL ALL VARIETIES	3,615,231.3	3,370,120.5	22.8	22.4	3,024,041.8	2,696,411.1	22.6	22.3	482.26	471.44

* Synonyms for variety names are shown on Page 5.

1/ Other categories include minor and mixed varieties.

**TABLE 2: TONS OF GRAPES CRUSHED BY CALIFORNIA PROCESSORS
FROM THE 2004 CROP BY TYPE, VARIETY, AND REPORTING DISTRICT WHERE GROWN, WITH COMPARISONS**

Type and Variety	1	2	3	4	5	6	7	8	9	10
	Tons									
RAISIN GRAPES:										
Dovine	0.0	0.0	0.0	0.0	0.0	0.0	0.0	0.0	0.0	0.0
Fiesta	0.0	0.0	0.0	0.0	0.0	0.0	0.0	0.0	0.0	0.0
Thompson Seedless	0.0	0.0	0.0	0.0	0.0	0.0	0.0	321.4	406.1	0.0
Total Raisin	0.0	0.0	0.0	0.0	0.0	0.0	0.0	321.4	406.1	0.0
TABLE GRAPES:										
Autumn Royal	0.0	0.0	0.0	0.0	0.0	0.0	0.0	0.0	0.0	0.0
Autumn Seedless	0.0	0.0	0.0	0.0	0.0	0.0	0.0	0.0	0.0	0.0
Beauty Seedless *	0.0	0.0	0.0	0.0	0.0	0.0	0.0	0.0	0.0	0.0
Black Hamburg	0.0	0.0	0.0	1.1	0.0	0.0	0.0	0.0	0.0	0.0
Black Monukka	0.0	0.0	0.0	0.0	0.0	0.0	0.0	0.0	0.0	0.0
Black Prince *	0.0	0.0	0.0	0.0	0.0	0.0	0.9	0.0	0.0	0.0
Calmeria	0.0	0.0	0.0	0.0	0.0	0.0	0.0	0.0	0.0	0.0
Cardinal	0.0	0.0	0.0	0.0	0.0	0.0	0.0	0.0	0.0	0.0
Christmas Rose	0.0	0.0	0.0	0.0	0.0	0.0	0.0	0.0	0.0	0.0
Concord	0.0	0.0	0.0	0.0	0.0	0.0	0.0	0.0	0.0	0.0
Dawn Seedless	0.0	0.0	0.0	0.0	0.0	0.0	0.0	0.0	0.0	0.0
Early Sweet	0.0	0.0	0.0	0.0	0.0	0.0	0.0	0.0	0.0	0.0
Emerald Seedless *	0.0	0.0	0.0	0.0	0.0	0.0	0.0	0.0	0.0	0.0
Emperor	0.0	0.0	0.0	0.0	0.0	0.0	0.0	0.0	0.0	0.0
Exotic	0.0	0.0	0.0	0.0	0.0	0.0	0.0	0.0	0.0	0.0
Fantasy Seedless	0.0	0.0	0.0	0.0	0.0	0.0	0.0	0.0	0.0	0.0
Flame Seedless *	0.0	0.0	0.0	0.0	0.0	0.0	0.0	0.0	0.0	0.0
Flame Tokay	0.0	0.0	0.0	0.0	0.0	0.0	0.0	0.0	0.0	0.0
Italia *	0.0	0.0	0.0	0.0	0.0	0.0	0.0	0.0	0.0	0.0
Jade Seedless	0.0	0.0	0.0	0.0	0.0	0.0	0.0	0.0	0.0	0.0
Malaga *	0.0	0.0	0.0	0.0	0.0	0.0	0.0	0.0	0.0	0.0
Perlette	0.0	0.0	0.0	0.0	0.0	0.0	0.0	0.0	0.0	0.0
Princess *	0.0	0.0	0.0	0.0	0.0	0.0	0.0	0.0	0.0	0.0
Queen	0.0	0.0	0.0	0.0	0.0	0.0	0.0	0.0	0.0	0.0
Red Crimson *	0.0	0.0	0.0	0.0	0.0	0.0	0.0	0.0	0.0	0.0
Red Globe *	0.0	0.0	0.0	0.0	0.0	0.0	0.0	0.0	0.0	0.0
Ribier	0.0	0.0	0.0	0.0	0.0	0.0	0.0	0.0	0.0	0.0
Rouge	0.0	0.0	0.0	0.0	0.0	0.0	0.0	0.0	0.0	0.0
Ruby Seedless *	0.0	0.0	0.0	0.0	0.0	0.0	0.0	0.0	0.0	0.0
Packinghouse Culls	0.0	0.0	0.0	0.0	0.0	0.0	0.0	0.0	0.0	0.0
Other Table 1/	0.0	0.0	0.0	0.0	0.0	0.0	0.0	0.0	0.0	0.0
Total Table	0.0	0.0	0.0	1.1	0.0	0.0	0.9	0.0	0.0	0.0
WINE GRAPES (WHITE):										
Arneis	7.8	0.0	49.2	0.0	0.0	0.0	13.5	0.0	0.0	0.0
Burger *	0.0	0.0	0.0	0.0	0.0	0.0	0.0	0.0	0.0	0.0
Chardonnay *	14,251.2	1,302.8	53,180.3	23,220.6	5,445.8	7,246.6	90,599.3	47,201.1	14,885.2	665.1
Chenin Blanc	825.4	0.0	157.0	198.8	1,470.6	0.0	2,313.8	2,367.5	167.4	35.2
Cortese	2.6	0.0	0.0	0.0	0.0	0.0	0.0	20.0	0.0	0.0
Emerald Riesling	0.0	0.0	0.0	0.0	0.0	0.0	0.0	0.0	0.0	0.0
Flora	1.0	0.0	0.0	35.4	0.0	0.0	0.0	0.0	0.0	2.4
Folle Blanche	0.0	0.0	12.4	0.0	0.0	0.0	0.0	0.0	0.0	0.0
French Colombard	227.4	0.0	311.2	0.6	128.1	0.0	165.9	0.0	397.8	0.0
Gewurztraminer	671.1	364.2	424.9	21.1	0.0	337.4	3,984.7	1,226.8	10.5	13.6
Gray Riesling *	0.0	0.0	73.0	0.0	0.0	0.0	0.0	0.0	0.0	0.0
Grenache Blanc	0.0	0.0	0.0	0.2	0.0	0.0	37.8	51.0	0.0	0.5
Kerner	0.0	0.0	0.0	0.0	0.0	0.0	0.0	0.0	0.0	0.0
Kleinberger	0.0	0.0	0.0	0.0	0.0	0.0	0.0	0.0	0.0	0.0
Malvasia Bianca *	0.0	0.0	25.9	0.6	0.0	5.4	350.4	13.5	0.0	0.1
Marsanne	22.8	0.0	25.2	21.0	0.0	27.2	92.4	82.5	0.0	34.6
Melon	0.0	0.0	11.1	0.0	0.0	0.0	0.0	0.0	0.0	0.0
Montonico	0.0	0.0	0.0	0.0	0.0	10.1	0.0	0.0	0.0	0.0
Muscat Blanc *	124.7	306.8	34.3	220.8	24.8	13.6	479.0	562.2	0.0	85.2
Muscat Orange	38.1	0.0	0.0	0.0	0.0	14.4	88.8	24.2	3.8	59.1
Muscat of Alexandria	0.0	0.0	6.5	4.0	0.0	0.0	0.0	0.0	1,399.4	0.0
Palomino *	0.0	0.0	10.8	0.0	0.0	12.7	0.0	0.0	0.0	0.0
Pinot Blanc	72.8	13.9	360.9	120.3	0.0	1.0	447.6	449.0	0.0	0.0
Pinot Gris *	237.0	69.9	1,094.2	622.9	289.8	217.0	3,951.7	2,902.5	477.0	22.1
Roussanne	33.8	17.1	63.8	41.2	6.7	12.7	202.4	349.2	1.6	59.3
Sauvignon Blanc	2,438.0	7,019.1	7,623.4	7,152.9	1,071.6	963.1	5,644.0	5,290.9	770.9	403.4
Sauvignon Musque	16.0	46.3	138.5	169.6	0.0	26.9	18.1	0.0	0.0	0.0
Sauvignon Vert *	3.9	0.0	0.0	8.3	0.0	0.0	0.0	0.0	0.0	0.0
Scheurebe	0.0	0.0	0.0	11.1	0.0	0.0	0.0	0.0	0.0	0.0
Semillon	76.2	325.1	538.0	629.6	144.4	48.2	132.7	390.2	98.7	49.8
St. Emilion *	0.0	0.0	0.0	0.3	0.0	0.0	0.0	1.5	0.5	2.1
Sylvaner	0.0	0.0	0.0	0.0	0.0	0.0	0.0	12.8	0.0	0.0
Symphony	4.5	0.0	0.0	0.0	162.1	0.0	0.0	38.2	243.7	52.0
Tocai Friulano	29.4	0.0	29.4	0.7	0.0	0.0	31.9	8.2	0.0	0.0
Verdelho	0.0	0.0	0.0	3.0	0.0	0.0	0.0	5.5	0.0	4.2
Vernaccia	0.0	0.0	51.0	0.0	0.0	0.0	0.0	0.0	0.0	0.0
Viognier	381.5	82.1	405.4	250.7	215.3	79.5	599.1	640.9	524.9	207.3
White Riesling *	281.0	69.4	84.0	319.4	58.2	4.4	6,666.1	1,218.5	9.5	33.2
Other White 1/	0.4	3.7	9.2	85.2	0.0	12.2	27.7	16.0	12.6	10.8
Total White	19,746.6	9,620.4	64,719.6	33,138.3	9,017.4	9,032.4	115,846.9	62,872.2	19,003.5	1,740.0

**TABLE 2: TONS OF GRAPES CRUSHED BY CALIFORNIA PROCESSORS
FROM THE 2004 CROP BY TYPE, VARIETY, AND REPORTING DISTRICT WHERE GROWN, WITH COMPARISONS**

Type and Variety	11	12	13	14	15	16	17	2004 State Total	2003 State Total
	Tons								
RAISIN GRAPES:									
Dovine	0.0	0.0	1,151.5	2,542.1	0.0	0.0	0.0	3,693.6	213.2
Fiesta	0.0	0.0	41,896.1	3,729.9	0.0	0.0	0.0	45,626.0	8,971.3
Thompson Seedless	0.0	981.0	567,262.0	108,122.5	0.0	533.2	0.0	677,626.2	412,796.0
Total Raisin	0.0	981.0	610,309.6	114,394.5	0.0	533.2	0.0	726,945.8	421,980.5
TABLE GRAPES:									
Autumn Royal	0.0	0.0	41.0	2,063.9	0.0	0.0	0.0	2,104.9	927.3
Autumn Seedless	0.0	0.0	0.0	14.0	0.0	0.0	0.0	14.0	45.7
Beauty Seedless *	0.0	0.0	0.0	19.0	0.0	0.0	0.0	19.0	83.1
Black Hamburg	0.0	0.0	0.0	0.0	0.0	0.0	0.0	1.1	0.6
Black Monukka	0.0	42.2	200.4	0.0	0.0	0.0	0.0	242.6	212.3
Black Prince *	0.0	0.0	0.0	0.0	0.0	0.0	0.0	0.9	0.0
Calmeria	0.0	0.0	0.0	698.0	0.0	0.0	0.0	698.0	2,149.6
Cardinal	0.0	0.0	0.0	7.0	0.0	0.0	0.0	7.0	101.2
Christmas Rose	0.0	0.0	0.0	528.2	0.0	0.0	0.0	528.2	1,029.4
Concord	0.0	0.0	0.0	0.0	0.0	0.0	0.0	0.0	28.4
Dawn Seedless	0.0	0.0	0.0	0.0	0.0	0.0	0.0	0.0	25.3
Early Sweet	0.0	0.0	0.0	5.3	0.0	0.0	0.0	5.3	0.0
Emerald Seedless *	0.0	0.0	0.0	1,662.7	0.0	0.0	0.0	1,662.7	536.8
Emperor	0.0	0.0	0.0	270.3	0.0	0.0	0.0	270.3	2,766.3
Exotic	0.0	0.0	0.0	11.8	0.0	0.0	0.0	11.8	260.0
Fantasy Seedless	0.0	0.0	0.0	12.5	0.0	0.0	0.0	12.5	88.5
Flame Seedless *	0.0	0.0	328.5	10,317.6	0.0	2,845.3	0.0	13,491.4	11,199.3
Flame Tokay	1,710.8	0.0	0.0	0.0	0.0	0.0	0.0	1,710.8	3,029.7
Italia *	0.0	0.0	0.0	325.9	0.0	0.0	0.0	325.9	427.1
Jade Seedless	0.0	0.0	0.0	0.0	0.0	0.0	0.0	0.0	716.7
Malaga *	0.0	0.0	428.1	67.2	0.0	0.0	0.0	495.3	1,399.6
Perlette	0.0	0.0	0.0	32.5	0.0	0.0	0.0	32.5	309.5
Princess *	0.0	0.0	18.9	1,258.8	0.0	0.0	0.0	1,277.7	517.7
Queen	0.0	0.0	0.0	209.2	0.0	0.0	0.0	209.2	0.0
Red Crimson *	0.0	0.0	113.8	14,461.3	0.0	0.0	0.0	14,575.1	15,276.8
Red Globe *	0.0	0.0	0.0	19,442.4	0.0	0.0	0.0	19,442.4	14,240.1
Ribier	0.0	0.0	0.0	259.3	0.0	0.0	0.0	259.3	54.4
Rouge	5.7	0.0	0.0	2,830.1	0.0	0.0	0.0	2,835.8	1,989.2
Ruby Seedless *	0.0	0.0	1,017.4	4,088.3	0.0	0.0	0.0	5,105.7	6,929.9
Packinghouse Culls	397.5	0.0	0.0	0.0	0.0	0.0	0.0	397.5	48.7
Other Table 1/	6.2	0.0	27,936.9	18,243.9	0.0	1,467.1	0.0	47,654.1	19,841.7
Total Table	2,120.2	42.2	30,085.0	76,829.2	0.0	4,312.4	0.0	113,391.0	84,234.9
WINE GRAPES (WHITE):									
Arneis	0.0	0.0	0.0	0.0	0.0	0.0	0.0	70.5	57.8
Burger *	4,863.4	5,374.1	32,236.3	2,944.3	0.0	0.0	1,930.8	47,348.9	42,087.4
Chardonnay *	109,928.0	52,770.9	45,817.2	24,458.5	17.0	600.0	33,142.5	524,732.1	561,677.6
Chenin Blanc	4,002.4	3,769.4	48,505.7	14,110.4	0.0	76.0	6,566.5	84,566.1	96,703.5
Cortese	0.0	0.0	0.0	0.0	0.0	3.8	0.0	26.4	11.4
Emerald Riesling	0.0	0.0	94.5	1,789.3	0.0	0.0	0.0	1,883.8	1,697.0
Flora	0.0	0.0	0.0	0.0	0.0	0.0	0.0	38.8	30.3
Folle Blanche	0.0	0.0	0.0	0.0	0.0	0.0	0.0	12.4	17.3
French Colombar	5,740.4	13,764.4	181,090.9	49,177.8	0.0	0.0	0.0	251,004.5	309,729.6
Gewurztraminer	35.4	345.6	0.2	0.0	0.0	17.9	215.5	7,668.9	6,528.4
Gray Riesling *	62.0	0.0	0.0	0.0	0.0	0.0	0.0	135.0	37.8
Grenache Blanc	0.0	0.0	0.0	0.0	0.0	0.0	0.0	89.5	30.1
Kerner	2.4	0.0	0.0	0.0	0.0	0.0	0.0	2.4	0.0
Kleinberger	0.0	0.0	0.0	0.0	0.0	0.0	0.0	0.0	3.0
Malvasia Bianca *	2,344.7	5,473.5	569.7	140.6	0.0	0.0	0.0	8,924.4	11,415.2
Marsanne	9.7	0.0	6.9	0.0	0.0	1.4	0.0	323.7	252.2
Melon	0.0	0.0	0.0	0.0	0.0	0.0	0.0	11.1	9.9
Montonico	0.0	0.0	0.0	0.0	0.0	0.0	0.0	10.1	11.8
Muscat Blanc *	191.6	42.3	2,533.1	177.8	5.0	68.0	176.4	5,045.6	5,989.4
Muscat Orange	365.7	104.8	245.0	0.0	0.0	1.4	15.8	961.1	968.3
Muscat of Alexandria	0.8	580.7	14,546.7	16,674.0	0.0	0.0	0.0	33,212.1	40,284.7
Palomino *	38.9	0.0	3,236.1	0.0	17.0	0.0	0.0	3,315.5	3,677.2
Pinot Blanc	24.8	0.0	0.0	0.0	0.0	0.0	18.8	1,509.1	1,366.7
Pinot Gris *	12,917.2	8,548.8	870.9	8,195.7	0.0	9.6	7,853.7	48,280.0	26,936.4
Roussanne	18.0	0.0	0.0	0.0	0.0	12.3	0.0	818.1	564.4
Sauvignon Blanc	19,098.8	7,599.1	1,411.2	1,131.0	6.9	86.5	11,095.0	78,805.8	82,600.9
Sauvignon Musque	0.0	0.0	0.0	0.0	0.0	0.0	0.0	415.4	525.4
Sauvignon Vert *	0.0	0.0	0.0	0.0	0.0	0.0	0.0	12.2	8.8
Scheurebe	0.0	0.0	0.0	0.0	0.0	0.0	0.0	11.1	12.3
Semillon	1,660.8	587.2	1,711.3	539.6	0.0	14.9	867.7	7,814.4	8,732.9
St. Emilion *	2.0	0.0	0.0	0.0	10.0	0.0	0.0	16.4	2.6
Sylvaner	0.0	0.0	0.0	0.0	0.0	0.0	0.0	12.8	11.6
Symphony	1,157.9	26.3	4,126.4	897.5	18.0	0.0	1,487.4	8,214.0	7,047.9
Tocai Friulano	127.0	0.0	0.0	0.0	0.0	0.0	0.0	226.6	84.3
Verdelho	27.4	0.0	0.0	0.0	0.0	0.0	12.1	52.2	24.9
Vernaccia	0.0	0.0	0.0	0.0	0.0	0.0	0.0	51.0	28.3
Viognier	2,636.7	1,082.6	1,331.7	0.0	0.5	50.9	582.8	9,071.9	9,791.6
White Riesling *	3.7	297.6	64.8	0.0	4.2	110.7	0.0	9,224.7	8,466.7
Other White 1/	4.4	38.9	398.0	1,681.8	0.0	0.3	16.6	2,317.8	2,859.5
Total White	165,264.1	100,406.2	338,796.6	121,918.3	78.6	1,053.7	63,981.6	1,136,236.4	1,230,285.1

**TABLE 2: TONS OF GRAPES CRUSHED BY CALIFORNIA PROCESSORS
FROM THE 2004 CROP BY TYPE, VARIETY, AND REPORTING DISTRICT WHERE GROWN, WITH COMPARISONS**

Type and Variety	1	2	3	4	5	6	7	8	9	10
	Tons									
WINE GRAPES (RED):										
Aglianico	0.0	0.0	10.0	0.3	0.0	0.0	0.0	18.4	0.0	12.7
Aleatico	0.0	0.0	35.2	0.0	0.0	0.0	0.2	0.0	0.0	0.0
Alicante Bouschet *	0.8	0.0	79.7	0.1	0.0	55.5	2.9	0.0	0.0	19.6
Alvarelhao	0.0	0.0	0.0	0.0	0.0	0.0	0.0	6.2	0.0	9.1
Barbera	216.7	45.0	232.6	43.3	11.9	216.5	147.1	276.4	7.0	658.7
Blaufraenkisch *	0.0	0.0	0.0	0.5	0.0	0.0	0.0	4.5	0.0	0.0
Cabernet Franc	131.9	602.3	1,692.1	2,583.5	24.0	121.5	1,737.0	2,051.8	9.4	471.1
Cabernet Sauvignon	7,466.3	9,592.2	30,561.3	42,385.0	2,094.4	4,395.2	28,817.8	43,910.3	3,859.0	1,729.9
Carignane	1,616.7	0.0	418.9	23.1	101.7	571.8	1.8	13.0	0.0	20.2
Carmenere	0.4	1.5	7.6	5.0	0.0	0.0	0.0	0.0	0.0	0.0
Carmine	0.0	0.0	0.0	0.0	0.0	0.0	0.0	2.7	8.0	0.0
Cameliano	0.0	0.0	0.0	0.0	0.0	0.0	0.0	0.0	0.0	0.0
Centurian	0.0	0.0	0.0	0.0	0.0	0.0	0.0	0.0	694.4	0.0
Charbono	41.1	0.0	13.2	98.6	1.2	11.8	57.4	156.4	0.0	10.1
Cinsaut *	0.3	0.0	14.2	0.0	0.0	31.3	7.7	158.6	0.0	4.5
Counoise	0.0	1.2	1.0	0.8	0.0	27.9	0.0	70.3	0.0	1.1
De Chaunac	0.0	0.0	0.1	0.0	0.0	0.0	0.0	0.0	0.0	0.0
Dolcetto	56.1	0.0	75.3	46.7	9.5	9.2	38.0	33.5	2.3	3.1
Dornfelder	0.0	0.0	0.0	0.0	0.0	0.0	0.0	4.3	0.0	0.0
Early Burgundy	0.0	0.0	1.0	6.2	0.0	0.0	0.0	0.0	0.0	0.0
Freisa	0.0	0.0	22.7	0.0	0.0	0.0	27.3	4.9	0.0	4.2
Gamay (Napa) *	19.2	17.7	42.7	99.0	542.2	6.5	597.2	203.6	1.0	7.3
Gamay Beaujolais	0.0	0.0	0.3	0.0	54.7	0.0	0.0	0.0	0.0	0.0
Graciano	0.0	0.0	3.6	0.0	0.0	0.0	0.0	0.0	6.3	4.9
Grand Noir	0.0	0.0	0.0	0.0	0.0	1.5	0.0	0.0	0.0	0.0
Grenache *	180.0	26.3	221.0	46.8	6.5	202.0	560.5	1,102.5	81.3	95.6
Grignolino	0.0	0.0	0.0	12.3	0.0	7.3	0.0	0.0	0.0	0.0
Lagrein	0.0	0.0	0.0	0.0	0.0	0.0	0.0	41.2	0.0	0.0
Malbec	37.4	74.5	430.5	344.1	12.1	8.6	367.5	338.5	217.2	22.6
Marechal Foch *	0.0	0.0	0.1	0.0	0.0	0.0	0.0	0.4	0.0	0.0
Mataro *	1.5	2.5	130.0	16.0	13.3	626.1	54.8	659.0	0.8	139.5
Merlot	8,051.3	2,745.6	22,885.2	22,270.3	2,941.3	3,778.4	35,366.9	20,928.5	3,005.9	945.5
Meunier *	7.8	0.0	471.3	117.7	0.0	0.0	0.0	0.0	0.0	0.0
Mission	0.0	0.0	0.0	0.0	0.0	0.0	0.0	9.8	0.0	19.8
Montepulciano	13.5	0.0	1.9	0.0	0.0	0.0	0.0	0.0	0.0	23.0
Muscat Hamburg *	0.0	0.0	5.4	0.0	0.0	12.9	0.5	0.0	0.0	5.7
Nebbiolo	16.2	15.8	32.1	14.0	0.0	2.8	11.3	114.7	1.2	42.4
Negrette *	0.0	0.0	0.0	0.8	0.0	0.0	9.9	2.2	0.0	0.0
Negroamaro	3.7	0.0	0.0	0.0	0.0	0.0	0.0	0.0	0.0	0.0
Nero D'Avola *	2.4	0.0	0.0	0.0	0.0	0.0	0.0	0.0	0.0	0.0
Perelli 101	0.0	0.0	0.0	0.0	0.0	0.0	0.0	6.9	0.0	0.0
Petit Verdot	75.3	119.8	444.8	893.4	12.6	200.1	409.5	823.8	310.6	46.4
Petite Sirah	1,495.8	852.6	1,256.0	1,124.2	237.5	825.1	1,273.5	3,842.2	636.7	228.3
Pfeffer Cabernet	0.0	0.0	0.0	1.7	0.0	0.0	6.5	0.0	0.0	0.0
Pinot Noir	4,129.0	14.6	22,672.7	8,275.4	727.0	428.7	16,916.2	10,406.8	40.2	20.5
Pinotage	6.0	0.0	17.3	8.1	0.0	0.0	0.0	0.0	0.0	11.9
Primitivo	34.0	40.4	72.2	20.3	24.0	3.5	6.3	111.8	3.4	110.7
Refosco *	0.0	0.0	0.6	1.9	0.0	3.5	72.8	72.1	0.0	8.9
Royalty	0.0	0.0	0.0	0.0	0.0	0.0	0.0	0.0	0.0	0.0
Rubired *	0.0	0.0	0.0	9.1	0.0	0.0	0.0	0.0	673.9	0.0
Ruby Cabernet	0.0	0.0	5.9	0.0	0.0	0.0	0.0	0.0	0.0	0.0
Salvador	0.0	0.0	0.0	0.0	0.0	0.0	0.0	0.0	0.0	0.0
Sangiovese *	367.1	8.7	1,107.2	1,116.5	38.4	207.5	1,052.5	590.7	27.5	401.9
Souzao	48.1	1.6	6.5	0.3	0.0	4.6	18.7	11.3	0.0	11.4
Syrah *	2,084.5	905.1	5,849.8	2,789.7	397.1	1,464.7	8,157.9	14,664.9	2,603.4	1,739.7
Tannat	0.0	0.0	34.0	4.0	0.0	0.0	15.2	24.9	0.7	0.0
Tempranillo *	1.0	25.1	95.5	58.0	0.0	99.6	20.2	301.5	218.6	142.9
Teroldego	0.0	0.0	29.8	0.0	0.0	85.2	10.1	4.5	0.0	10.8
Tinta Barroca	0.0	0.0	0.0	0.0	0.0	0.0	0.0	0.0	0.0	0.0
Tinta Cao	1.7	1.5	2.6	9.3	0.0	0.0	2.5	9.1	0.0	35.7
Tinta Madeira	0.0	1.0	0.1	0.0	0.0	0.0	1.2	3.6	0.0	0.0
Touriga Francesca	0.0	0.0	0.0	0.0	0.0	3.3	0.0	0.0	0.0	2.5
Touriga Nacional *	1.2	1.3	1.3	22.1	0.0	16.0	0.0	22.4	0.0	45.6
Trousseau *	0.0	0.0	0.0	0.0	0.0	0.0	5.1	0.0	0.0	5.1
Zinfandel	6,376.1	3,152.7	11,783.2	4,222.0	616.3	2,222.1	1,225.5	11,454.9	12,315.9	6,906.3
Other Red 1/	21.8	2.5	294.7	65.6	2.6	17.4	8.7	110.3	0.6	23.6
Total Red	32,504.9	18,251.5	101,063.2	86,735.7	7,868.3	15,668.1	97,008.2	112,573.4	24,725.3	14,002.8
TOTAL WINE	52,251.5	27,871.9	165,782.8	119,874.0	16,885.7	24,700.5	212,855.1	175,445.6	43,728.8	15,742.8
TOTAL ALL VARIETIES	52,251.5	27,871.9	165,782.8	119,875.1	16,885.7	24,700.5	212,856.0	175,767.0	44,134.9	15,742.8

**TABLE 2: TONS OF GRAPES CRUSHED BY CALIFORNIA PROCESSORS
FROM THE 2004 CROP BY TYPE, VARIETY, AND REPORTING DISTRICT WHERE GROWN, WITH COMPARISONS**

Type and Variety	11	12	13	14	15	16	17	2004 State Total	2003 State Total
	Tons								
WINE GRAPES (RED):									
Aglianico	0.0	26.5	0.0	0.0	0.0	0.0	0.0	67.9	34.4
Aleatico	0.0	0.0	0.5	0.0	0.0	0.0	0.0	35.9	20.0
Alicante Bouschet *	499.7	0.0	1,972.1	326.0	16.4	1.9	50.5	3,025.2	2,921.3
Alvarelhao	34.9	0.5	0.0	0.0	0.0	0.0	0.0	50.7	37.6
Barbera	1,338.4	866.4	49,465.6	843.7	0.0	1.5	0.0	54,370.8	71,980.9
Blaufraenkisch *	1.4	0.0	0.0	0.0	0.0	0.0	0.0	6.4	13.8
Cabernet Franc	5,882.0	3.1	36.4	0.0	11.0	45.9	5.8	15,408.8	15,452.5
Cabernet Sauvignon	95,355.2	30,245.2	41,168.7	15,002.0	58.6	610.3	2,903.6	360,155.0	396,367.9
Carignane	2,829.8	1,655.9	13,528.1	1,331.1	5.0	19.3	0.0	22,136.4	26,731.1
Carmenere	0.0	0.0	0.0	0.0	0.0	0.4	0.0	14.9	7.0
Carmine	0.0	0.0	0.0	0.0	0.0	0.0	0.0	10.7	13.4
Cameliano	0.0	0.0	6,494.8	1,526.1	0.0	0.0	0.0	8,020.9	9,079.4
Centurian	0.0	0.0	1,152.2	0.0	0.0	0.0	0.0	1,846.6	1,586.6
Charbono	4.6	0.0	0.0	0.0	0.0	0.0	0.0	394.4	284.1
Cinsaut *	269.5	0.0	0.0	165.3	0.0	20.6	0.0	672.0	750.8
Counoise	0.0	3.3	0.0	0.0	0.0	0.0	0.0	105.6	89.1
De Chaunac	0.0	0.0	0.0	0.0	0.0	0.0	0.0	0.1	0.2
Dolcetto	21.3	0.0	0.0	0.0	0.0	23.0	0.0	318.0	276.6
Dornfelder	2.3	194.0	0.0	0.0	0.0	0.0	0.0	200.6	113.6
Early Burgundy	8.1	0.0	0.0	0.0	0.0	0.0	0.0	15.3	15.1
Freisa	0.0	1.5	0.0	0.0	0.0	0.0	0.0	60.6	46.6
Gamay (Napa) *	3.3	0.0	926.1	0.0	0.0	0.8	228.4	2,695.0	2,469.8
Gamay Beaujolais	0.0	0.0	0.0	0.0	0.0	2.3	0.0	57.3	15.4
Graciano	4.6	0.0	0.0	0.0	0.0	0.0	0.0	19.4	9.7
Grand Noir	0.0	0.0	0.0	0.0	0.0	0.0	0.0	1.5	5.6
Grenache *	262.7	6,344.9	60,795.6	5,518.5	87.1	6.0	125.8	75,663.1	61,476.2
Grignolino	0.0	0.0	0.0	0.0	0.0	0.0	0.0	19.6	29.4
Lagrein	0.0	0.0	53.0	0.0	0.0	0.0	0.0	94.2	314.1
Malbec	2,206.0	60.5	0.4	605.4	0.0	15.0	0.0	4,740.3	3,628.9
Marechal Foch *	0.0	0.0	0.0	0.0	0.0	0.0	0.0	0.5	0.0
Mataro *	131.7	105.8	0.6	0.0	9.3	3.9	0.0	1,894.8	1,567.3
Merlot	75,893.4	33,080.2	41,457.8	10,439.7	47.7	258.3	8,146.7	292,242.7	261,085.7
Meunier *	0.0	0.0	0.0	0.0	0.0	0.0	0.0	596.8	762.2
Mission	0.0	0.8	6,731.9	1,661.6	31.7	0.0	0.0	8,455.6	11,734.1
Montepulciano	1.4	76.0	0.0	0.0	0.0	0.0	0.0	115.8	111.9
Muscat Hamburg *	38.7	57.6	2.2	0.0	0.0	0.0	0.0	123.0	169.6
Nebbiolo	0.0	0.8	0.0	0.0	0.0	9.6	0.0	260.9	311.3
Negrette *	0.0	0.0	0.0	0.0	0.0	0.0	0.0	12.9	19.0
Negroamaro	0.0	0.0	0.0	0.0	0.0	0.0	0.0	3.7	0.6
Nero D'Avola *	0.0	0.0	0.0	0.0	0.0	0.0	0.0	2.4	0.0
Perelli 101	0.0	0.0	0.0	0.0	0.0	0.0	0.0	6.9	1.4
Petit Verdot	1,675.7	806.9	0.0	0.0	0.0	20.5	5.8	5,845.2	4,621.2
Petite Sirah	10,360.6	2,426.0	217.3	105.4	1.8	19.2	3,667.7	28,569.9	22,202.1
Pfeffer Cabernet	0.0	0.0	0.0	0.0	0.0	0.0	0.0	8.2	0.0
Pinot Noir	2,038.3	2,142.9	117.6	138.8	0.0	6.7	1,986.5	70,061.9	58,252.0
Pinotage	10.1	0.0	0.0	0.0	0.0	0.0	0.0	53.4	62.8
Primitivo	393.7	17.1	0.0	0.0	0.0	0.0	0.0	837.4	690.5
Refosco *	478.6	0.0	0.0	0.0	0.0	0.0	0.0	638.4	538.1
Royalty	16.2	0.0	670.5	751.4	0.0	0.0	0.0	1,438.1	2,074.9
Rubired *	926.9	4,115.9	114,854.3	37,853.4	0.0	2.1	0.0	158,435.6	140,070.1
Ruby Cabernet	566.5	3,761.1	51,111.2	19,225.8	0.0	1.5	0.0	74,672.0	74,870.6
Salvador	0.0	0.0	226.3	2,103.6	0.0	0.0	0.0	2,329.9	1,892.9
Sangiovese *	2,763.6	11.9	1,795.0	399.4	1.8	57.5	28.3	9,975.5	11,235.5
Souzao	119.9	8.7	130.0	0.0	0.0	0.0	0.0	361.1	330.2
Syrah *	16,522.1	10,623.1	25,522.5	6,260.7	66.9	235.1	1,361.3	101,248.5	110,249.1
Tannat	818.3	791.7	4.8	585.9	0.0	1.3	0.0	2,280.8	1,739.8
Tempranillo *	616.1	113.7	1,111.8	82.5	4.3	8.8	0.0	2,899.6	3,022.1
Teroldego	0.0	0.0	0.0	0.0	0.0	0.0	0.0	140.4	112.0
Tinta Barroca	0.0	0.0	0.9	0.0	0.0	0.0	0.0	0.9	0.2
Tinta Cao	27.3	0.5	15.5	0.0	0.0	0.0	0.0	105.7	44.7
Tinta Madeira	0.0	0.0	70.6	0.0	0.0	0.0	0.0	76.5	55.0
Touriga Francesca	15.8	0.0	0.0	0.0	0.0	0.0	0.0	21.6	8.9
Touriga Nacional *	194.3	26.2	41.6	0.0	0.0	0.0	0.0	372.0	209.7
Trousseau *	13.6	0.0	0.0	0.0	0.0	0.0	0.0	23.8	21.8
Zinfandel	134,528.3	33,798.1	66,719.0	22,144.8	319.6	121.3	3,992.6	321,898.7	327,703.5
Other Red 1/	169.6	46.0	720.4	889.7	53.3	0.9	12.1	2,439.8	4,078.1
Total Red	357,044.5	131,412.8	487,115.3	127,960.8	714.5	1,493.7	22,515.1	1,638,658.1	1,633,620.0
TOTAL WINE	522,308.6	231,819.0	825,911.9	249,879.1	793.1	2,547.4	86,496.7	2,774,894.5	2,863,905.1
TOTAL ALL VARIETIES	524,428.8	232,842.2	1,466,306.5	441,102.8	793.1	7,393.0	86,496.7	3,615,231.3	3,370,120.5

* Synonyms for variety names are shown on Page 5.

1/ Other categories include minor and mixed varieties.

TABLE 3: WEIGHTED AVERAGE DEGREES BRIX FOR ALL GRAPES CRUSHED BY CALIFORNIA PROCESSORS FROM THE 2004 CROP BY TYPE, VARIETY, AND REPORTING DISTRICT WHERE GROWN, WITH COMPARISONS

Type and Variety	1	2	3	4	5	6	7	8	9	10	11	12	13	14	15	16	17	2004 State Total	2003 State Total
Degrees Brix																			
RAISIN GRAPES:																			
Dovine	0.0	0.0	0.0	0.0	0.0	0.0	0.0	0.0	0.0	0.0	0.0	0.0	19.6	21.1	0.0	0.0	0.0	20.6	23.4
Fiesta	0.0	0.0	0.0	0.0	0.0	0.0	0.0	0.0	0.0	0.0	0.0	0.0	22.3	23.3	0.0	0.0	0.0	22.4	21.8
Thompson Seedless	0.0	0.0	0.0	0.0	0.0	0.0	0.0	25.7	18.8	0.0	0.0	21.5	20.8	21.5	0.0	20.9	0.0	20.9	20.8
Total Raisin	0.0	0.0	0.0	0.0	0.0	0.0	0.0	25.7	18.8	0.0	0.0	21.5	20.9	21.5	0.0	20.9	0.0	21.0	20.8
TABLE GRAPES:																			
Autumn Royal	0.0	0.0	0.0	0.0	0.0	0.0	0.0	0.0	0.0	0.0	0.0	0.0	23.7	19.7	0.0	0.0	0.0	19.8	18.4
Autumn Seedless	0.0	0.0	0.0	0.0	0.0	0.0	0.0	0.0	0.0	0.0	0.0	0.0	0.0	21.2	0.0	0.0	0.0	21.2	21.2
Beauty Seedless *	0.0	0.0	0.0	0.0	0.0	0.0	0.0	0.0	0.0	0.0	0.0	0.0	0.0	23.0	0.0	0.0	0.0	23.0	23.0
Black Hamburg	0.0	0.0	0.0	32.0	0.0	0.0	0.0	0.0	0.0	0.0	0.0	0.0	0.0	0.0	0.0	0.0	0.0	32.0	32.0
Black Monukka	0.0	0.0	0.0	0.0	0.0	0.0	0.0	0.0	0.0	0.0	0.0	0.0	24.2	23.0	0.0	0.0	0.0	23.2	21.4
Black Prince *	0.0	0.0	0.0	0.0	0.0	0.0	25.4	0.0	0.0	0.0	0.0	0.0	0.0	0.0	0.0	0.0	0.0	25.4	0.0
Calmeria	0.0	0.0	0.0	0.0	0.0	0.0	0.0	0.0	0.0	0.0	0.0	0.0	0.0	19.6	0.0	0.0	0.0	19.6	19.1
Cardinal	0.0	0.0	0.0	0.0	0.0	0.0	0.0	0.0	0.0	0.0	0.0	0.0	0.0	22.7	0.0	0.0	0.0	22.7	21.2
Christmas Rose	0.0	0.0	0.0	0.0	0.0	0.0	0.0	0.0	0.0	0.0	0.0	0.0	0.0	21.6	0.0	0.0	0.0	21.6	22.5
Concord	0.0	0.0	0.0	0.0	0.0	0.0	0.0	0.0	0.0	0.0	0.0	0.0	0.0	0.0	0.0	0.0	0.0	0.0	20.7
Dawn Seedless	0.0	0.0	0.0	0.0	0.0	0.0	0.0	0.0	0.0	0.0	0.0	0.0	0.0	0.0	0.0	0.0	0.0	0.0	23.0
Early Sweet	0.0	0.0	0.0	0.0	0.0	0.0	0.0	0.0	0.0	0.0	0.0	0.0	0.0	22.0	0.0	0.0	0.0	22.0	0.0
Emerald Seedless *	0.0	0.0	0.0	0.0	0.0	0.0	0.0	0.0	0.0	0.0	0.0	0.0	0.0	20.1	0.0	0.0	0.0	20.1	21.1
Emperor	0.0	0.0	0.0	0.0	0.0	0.0	0.0	0.0	0.0	0.0	0.0	0.0	0.0	18.9	0.0	0.0	0.0	18.9	16.8
Exotic	0.0	0.0	0.0	0.0	0.0	0.0	0.0	0.0	0.0	0.0	0.0	0.0	0.0	24.8	0.0	0.0	0.0	24.8	22.3
Fantasy Seedless	0.0	0.0	0.0	0.0	0.0	0.0	0.0	0.0	0.0	0.0	0.0	0.0	0.0	22.6	0.0	0.0	0.0	22.6	18.7
Flame Seedless *	0.0	0.0	0.0	0.0	0.0	0.0	0.0	0.0	0.0	0.0	0.0	0.0	22.0	22.5	0.0	18.6	0.0	21.6	22.0
Flame Tokay	0.0	0.0	0.0	0.0	0.0	0.0	0.0	0.0	0.0	0.0	18.1	0.0	0.0	0.0	0.0	0.0	0.0	18.1	17.2
Italia *	0.0	0.0	0.0	0.0	0.0	0.0	0.0	0.0	0.0	0.0	0.0	0.0	0.0	22.7	0.0	0.0	0.0	22.7	18.8
Jade Seedless	0.0	0.0	0.0	0.0	0.0	0.0	0.0	0.0	0.0	0.0	0.0	0.0	0.0	0.0	0.0	0.0	0.0	0.0	22.8
Malaga *	0.0	0.0	0.0	0.0	0.0	0.0	0.0	0.0	0.0	0.0	0.0	0.0	22.1	20.8	0.0	0.0	0.0	21.9	20.0
Perlette	0.0	0.0	0.0	0.0	0.0	0.0	0.0	0.0	0.0	0.0	0.0	0.0	0.0	21.8	0.0	0.0	0.0	21.8	22.7
Princess *	0.0	0.0	0.0	0.0	0.0	0.0	0.0	0.0	0.0	0.0	0.0	0.0	23.7	22.2	0.0	0.0	0.0	22.2	23.2
Queen	0.0	0.0	0.0	0.0	0.0	0.0	0.0	0.0	0.0	0.0	0.0	0.0	0.0	21.5	0.0	0.0	0.0	21.5	0.0
Red Crimson *	0.0	0.0	0.0	0.0	0.0	0.0	0.0	0.0	0.0	0.0	0.0	0.0	23.0	20.2	0.0	0.0	0.0	20.2	20.2
Red Globe *	0.0	0.0	0.0	0.0	0.0	0.0	0.0	0.0	0.0	0.0	0.0	0.0	0.0	20.8	0.0	0.0	0.0	20.8	20.2
Ribier	0.0	0.0	0.0	0.0	0.0	0.0	0.0	0.0	0.0	0.0	0.0	0.0	0.0	20.1	0.0	0.0	0.0	20.1	20.0
Rouge	0.0	0.0	0.0	0.0	0.0	0.0	0.0	0.0	0.0	25.0	0.0	0.0	19.5	0.0	0.0	0.0	0.0	19.5	19.5
Ruby Seedless *	0.0	0.0	0.0	0.0	0.0	0.0	0.0	0.0	0.0	0.0	0.0	0.0	23.4	22.6	0.0	0.0	0.0	22.8	20.9
Packinghouse Culls	0.0	0.0	0.0	0.0	0.0	0.0	0.0	0.0	0.0	22.4	0.0	0.0	0.0	0.0	0.0	0.0	0.0	22.4	22.0
Other Table 1/	0.0	0.0	0.0	0.0	0.0	0.0	0.0	0.0	0.0	21.9	0.0	21.3	20.7	0.0	20.5	0.0	0.0	21.0	21.0
Total Table	0.0	0.0	0.0	32.0	0.0	0.0	25.4	0.0	0.0	0.0	18.9	24.2	21.4	20.9	0.0	19.3	0.0	20.9	20.5
WINE GRAPES (WHITE):																			
Arneis	23.2	0.0	23.4	0.0	0.0	0.0	23.5	0.0	0.0	0.0	0.0	0.0	0.0	0.0	0.0	0.0	0.0	23.4	23.2
Burger *	0.0	0.0	0.0	0.0	0.0	0.0	0.0	0.0	0.0	0.0	15.6	15.8	16.5	15.2	0.0	0.0	15.6	16.2	15.8
Chardonnay *	24.2	23.5	24.9	24.8	24.5	24.2	25.1	24.4	24.5	24.4	23.9	23.0	22.4	23.2	24.7	23.7	23.9	24.1	23.6
Chenin Blanc	22.1	0.0	20.4	23.6	20.7	0.0	24.1	23.5	22.2	23.8	21.2	21.0	20.4	18.8	0.0	23.6	21.4	20.5	19.7
Cortese	22.5	0.0	0.0	0.0	0.0	0.0	0.0	25.0	0.0	0.0	0.0	0.0	0.0	0.0	0.0	23.0	0.0	24.5	23.0
Emerald Riesling	0.0	0.0	0.0	0.0	0.0	0.0	0.0	0.0	0.0	0.0	0.0	0.0	21.0	22.1	0.0	0.0	0.0	22.1	22.2
Flora	28.3	0.0	0.0	22.5	0.0	0.0	0.0	0.0	0.0	23.6	0.0	0.0	0.0	0.0	0.0	0.0	0.0	22.7	22.3
Folle Blanche	0.0	0.0	23.3	0.0	0.0	0.0	0.0	0.0	0.0	0.0	0.0	0.0	0.0	0.0	0.0	0.0	0.0	23.3	21.2
French Colombar	21.5	0.0	22.1	26.5	21.7	0.0	19.0	0.0	21.9	0.0	22.0	21.5	20.6	20.3	0.0	0.0	0.0	20.7	19.9
Gewurztraminer	23.4	25.6	24.2	23.1	0.0	22.8	23.9	24.3	23.7	24.4	26.5	21.8	25.5	0.0	0.0	23.3	27.4	24.0	23.5
Gray Riesling *	0.0	0.0	20.1	0.0	0.0	0.0	0.0	0.0	0.0	0.0	21.0	0.0	0.0	0.0	0.0	0.0	0.0	20.5	20.2
Grenache Blanc	0.0	0.0	0.0	28.9	0.0	0.0	23.1	24.8	0.0	23.7	0.0	0.0	0.0	0.0	0.0	0.0	0.0	24.1	24.2
Kerner	0.0	0.0	0.0	0.0	0.0	0.0	0.0	0.0	0.0	0.0	23.2	0.0	0.0	0.0	0.0	0.0	0.0	23.2	0.0
Kleinberger	0.0	0.0	0.0	0.0	0.0	0.0	0.0	0.0	0.0	0.0	0.0	0.0	0.0	0.0	0.0	0.0	0.0	0.0	21.3
Malvasia Bianca *	0.0	0.0	23.5	23.0	0.0	22.3	25.3	22.7	0.0	23.0	19.4	19.0	22.2	24.2	0.0	0.0	0.0	19.7	18.9
Marsanne	23.7	0.0	26.0	25.1	0.0	23.1	24.0	23.6	0.0	24.8	22.8	0.0	23.0	0.0	0.0	24.2	0.0	24.0	23.2
Melon	0.0	0.0	24.7	0.0	0.0	0.0	0.0	0.0	0.0	0.0	0.0	0.0	0.0	0.0	0.0	0.0	0.0	24.7	24.7
Montonico	0.0	0.0	0.0	0.0	0.0	19.5	0.0	0.0	0.0	0.0	0.0	0.0	0.0	0.0	0.0	0.0	0.0	19.5	18.6
Muscat Blanc *	24.9	24.0	26.2	24.4	26.6	23.2	30.8	27.0	0.0	25.1	25.6	23.8	22.7	23.8	26.0	24.0	23.6	24.4	23.1
Muscat Orange	24.9	0.0	0.0	0.0	0.0	23.1	31.9	24.4	24.0	24.4	23.7	22.4	24.2	0.0	0.0	25.5	23.9	24.6	23.2
Muscat of Alexandria	0.0	0.0	24.8	24.0	0.0	0.0	0.0	0.0	23.1	0.0	23.0	18.2	23.6	22.8	0.0	0.0	0.0	23.1	21.7
Palomino *	0.0	0.0	21.8	0.0	0.0	24.7	0.0	0.0	0.0	0.0	21.0	0.0	20.9	0.0	23.2	0.0	0.0	20.9	19.9
Pinot Blanc	23.2	23.6	23.2	23.4	0.0	24.1	22.2	24.8	0.0	0.0	21.0	0.0	0.0	0.0	0.0	21.0	23.3	23.4	23.4
Pinot Gris *	23.0	22.5	24.3	24.0	21.7	23.9	23.7	24.3	22.1	24.0	22.4	21.9	20.0	23.2	0.0	22.6	22.3	22.7	21.8
Roussanne	24.5	22.7	22.8	24.4	24.5	25.8	24.9	24.6	22.0	24.6	25.7	0.0	0.0	0.0	0.0	24.2	0.0	24.5	23.9
Sauvignon Blanc	23.3	23.4	23.4	23.7	22.7	22.9	23.6	23.8	21.5	22.7	22.5	21.3	22.4	23.5	24.0	23.6	22.5	22.9	22.2
Sauvignon Musque	23.8	24.3	24.1	24.2	0.0	22.9	22.5	0.0	0.0	0.0	0.0	0.0	0.0	0.0	0.0	0.0	0.0	24.0	23.5
Sauvignon Vert *	22.2	0.0	0.0	23.0	0.0	0.0	0.0	0.0	0.0	0.0	0.0	0.0	0.0	0.0	0.0	0.0	0.0	22.7	22.9
Scheurebe	0.0	0.0	0.0	23.5	0.0	0.0	0.0	0.0	0.0	0.0	0.0	0.0	0.0	0.0	0.0	0.0	0.0	23.5	24.6
Semillon	21.5	22.3	23.4	24.1	23.4	24.3	24.0	22.7	20.0	22.9	21.3	21.0	22.2	23.3	0.0	22.8	22.9	22.4	21.6
St. Emillion *	0.0	0.0	0.0	23.0	0.0	0.0	0.0	21.0	24.0	21.7	23.0	0.0	0.0	0.0	22.5	0.0	0.0	22.4	23.9
Sylvaner	0.0	0.0																	

TABLE 3: WEIGHTED AVERAGE DEGREES BRUX FOR ALL GRAPES CRUSHED BY CALIFORNIA PROCESSORS FROM THE 2004 CROP BY TYPE, VARIETY, AND REPORTING DISTRICT WHERE GROWN, WITH COMPARISONS

Type and Variety	1	2	3	4	5	6	7	8	9	10	11	12	13	14	15	16	17	2004 State Total	2003 State Total
	Degrees Brix																		
WINE GRAPES (RED):																			
Aglianico	0.0	0.0	25.1	25.7	0.0	0.0	0.0	24.4	0.0	24.1	0.0	22.9	0.0	0.0	0.0	0.0	0.0	23.9	24.6
Aleatico	0.0	0.0	27.6	0.0	0.0	0.0	24.1	0.0	0.0	0.0	0.0	0.0	23.2	0.0	0.0	0.0	0.0	27.5	27.5
Alicante Bouschet *	25.0	0.0	22.7	29.6	0.0	25.9	25.5	0.0	0.0	23.2	23.6	0.0	23.3	23.2	25.2	28.1	25.9	23.4	22.7
Alvarelhao	0.0	0.0	0.0	0.0	0.0	0.0	0.0	24.7	0.0	24.5	25.0	21.2	0.0	0.0	0.0	0.0	0.0	24.8	25.3
Barbera	26.9	27.5	27.1	27.1	26.8	27.7	24.6	25.6	26.0	26.6	24.3	26.1	23.7	24.6	0.0	26.0	0.0	23.9	23.5
Blaufraenkisch *	0.0	0.0	0.0	24.0	0.0	0.0	0.0	26.2	0.0	0.0	24.3	0.0	0.0	0.0	0.0	0.0	0.0	25.6	24.2
Cabernet Franc	24.4	25.6	25.3	25.6	26.3	24.5	24.0	24.7	25.2	24.8	25.8	24.4	23.0	0.0	25.2	23.9	27.7	25.3	25.1
Cabernet Sauvignon	25.2	25.6	25.7	25.8	25.4	24.7	24.8	24.9	24.4	24.9	25.3	25.3	25.5	24.7	25.2	24.4	24.8	25.3	24.7
Carignane	23.9	0.0	25.0	26.8	26.2	24.3	24.9	24.4	0.0	25.9	24.4	23.6	24.0	24.1	24.0	23.4	0.0	24.1	22.6
Carmenere	21.0	25.4	25.0	24.0	0.0	0.0	0.0	0.0	0.0	0.0	0.0	0.0	0.0	0.0	0.0	24.5	0.0	24.6	22.8
Carmine	0.0	0.0	0.0	0.0	0.0	0.0	0.0	20.0	23.0	0.0	0.0	0.0	0.0	0.0	0.0	0.0	0.0	22.2	22.9
Carnelian	0.0	0.0	0.0	0.0	0.0	0.0	0.0	0.0	0.0	0.0	0.0	0.0	0.0	24.9	24.9	0.0	0.0	24.9	24.6
Centurian	0.0	0.0	0.0	0.0	0.0	0.0	0.0	0.0	22.7	0.0	0.0	0.0	22.9	0.0	0.0	0.0	0.0	22.8	23.5
Charbono	22.3	0.0	23.8	24.0	24.0	22.9	18.1	25.0	0.0	24.4	22.5	0.0	0.0	0.0	0.0	0.0	0.0	23.3	22.8
Cinsaut *	25.3	0.0	25.6	0.0	0.0	25.9	22.5	24.2	0.0	23.6	24.6	0.0	0.0	22.7	0.0	26.6	0.0	24.1	21.7
Counoise	0.0	24.0	23.5	26.5	0.0	22.0	0.0	22.7	0.0	23.7	0.0	22.3	0.0	0.0	0.0	0.0	0.0	22.6	23.4
De Chaunac	0.0	0.0	20.1	0.0	0.0	0.0	0.0	0.0	0.0	0.0	0.0	0.0	0.0	0.0	0.0	0.0	0.0	20.1	22.1
Dolcetto	25.0	0.0	22.1	25.0	22.0	24.2	23.7	25.0	23.8	26.1	25.8	0.0	0.0	0.0	0.0	25.0	0.0	24.1	24.1
Domfelder	0.0	0.0	0.0	0.0	0.0	0.0	0.0	24.0	0.0	0.0	25.0	26.2	0.0	0.0	0.0	0.0	0.0	26.1	22.0
Early Burgundy	0.0	0.0	27.0	22.9	0.0	0.0	0.0	0.0	0.0	0.0	25.0	0.0	0.0	0.0	0.0	0.0	0.0	24.3	25.7
Freisa	0.0	0.0	25.1	0.0	0.0	0.0	24.0	22.1	0.0	26.1	0.0	22.3	0.0	0.0	0.0	0.0	0.0	24.3	23.3
Gamay (Napa) *	21.6	23.8	23.1	23.6	22.8	22.5	21.8	23.7	24.8	24.6	26.0	0.0	21.4	0.0	0.0	24.2	19.8	22.0	21.8
Gamay Beaujolais	0.0	0.0	24.0	0.0	21.0	0.0	0.0	0.0	0.0	0.0	0.0	0.0	0.0	0.0	0.0	19.5	0.0	21.0	20.0
Graciano	0.0	0.0	25.5	0.0	0.0	0.0	0.0	0.0	22.5	25.4	26.4	0.0	0.0	0.0	0.0	0.0	0.0	24.7	25.4
Grand Noir	0.0	0.0	0.0	0.0	0.0	25.0	0.0	0.0	0.0	0.0	0.0	0.0	0.0	0.0	0.0	0.0	0.0	25.0	26.2
Grenache *	24.9	25.5	25.7	26.0	24.5	27.1	24.6	25.1	26.4	25.4	24.2	22.3	21.1	19.0	23.6	21.3	26.7	21.2	21.8
Grignolino	0.0	0.0	0.0	23.5	0.0	24.0	0.0	0.0	0.0	0.0	0.0	0.0	0.0	0.0	0.0	0.0	0.0	23.7	23.3
Lagrein	0.0	0.0	0.0	0.0	0.0	0.0	0.0	26.0	0.0	0.0	0.0	0.0	0.0	25.1	0.0	0.0	0.0	25.5	21.7
Malbec	23.8	25.4	25.4	24.6	24.1	26.4	24.8	23.9	23.2	24.8	24.9	25.6	24.8	21.8	0.0	24.4	0.0	24.4	23.7
Marechal Foch *	0.0	0.0	23.0	0.0	0.0	0.0	0.0	25.0	0.0	0.0	0.0	0.0	0.0	0.0	0.0	0.0	0.0	24.6	0.0
Mataro *	25.0	24.9	24.9	26.1	22.7	25.8	24.5	23.8	23.6	25.4	23.0	23.2	23.6	0.0	23.6	24.4	0.0	24.6	25.0
Merlot	24.9	24.9	25.2	25.5	25.2	24.6	25.3	24.9	25.1	25.0	25.2	24.5	24.4	25.9	24.6	24.4	24.9	24.9	24.6
Meunier *	25.0	0.0	20.5	20.0	0.0	0.0	0.0	0.0	0.0	0.0	0.0	0.0	0.0	0.0	0.0	0.0	0.0	20.5	20.6
Mission	0.0	0.0	0.0	0.0	0.0	0.0	0.0	24.1	0.0	26.9	0.0	27.4	24.2	25.9	24.5	0.0	0.0	24.5	23.1
Montepulciano	24.8	0.0	23.7	0.0	0.0	0.0	0.0	0.0	23.4	25.0	26.1	0.0	0.0	0.0	0.0	0.0	0.0	25.4	25.5
Muscat Hamburg *	0.0	0.0	25.0	0.0	0.0	23.5	24.5	0.0	0.0	24.5	27.2	29.8	25.5	0.0	0.0	0.0	0.0	27.8	25.5
Nebbiolo	24.8	22.8	24.7	25.8	0.0	23.3	24.7	24.7	24.5	23.4	0.0	23.8	0.0	0.0	0.0	23.2	0.0	24.3	24.3
Negrette *	0.0	0.0	0.0	28.4	0.0	0.0	25.5	24.5	0.0	0.0	0.0	0.0	0.0	0.0	0.0	0.0	0.0	25.5	24.1
Negroamaro	25.2	0.0	0.0	0.0	0.0	0.0	0.0	0.0	0.0	0.0	0.0	0.0	0.0	0.0	0.0	0.0	0.0	25.2	24.2
Nero D'Avola *	24.4	0.0	0.0	0.0	0.0	0.0	0.0	0.0	0.0	0.0	0.0	0.0	0.0	0.0	0.0	0.0	0.0	24.4	0.0
Perelli 101	0.0	0.0	0.0	0.0	0.0	0.0	0.0	20.0	0.0	0.0	0.0	0.0	0.0	0.0	0.0	0.0	0.0	20.0	23.1
Petit Verdot	24.6	25.4	25.2	25.7	26.6	24.6	24.7	25.2	25.0	25.4	23.7	25.5	0.0	0.0	0.0	24.2	27.0	24.8	25.0
Petite Sirah	24.9	25.2	25.9	26.6	25.8	25.9	25.2	25.7	25.8	25.4	25.2	26.6	24.7	26.9	26.0	26.5	26.0	25.6	24.8
Pfeffer Cabernet	0.0	0.0	0.0	26.5	0.0	0.0	26.0	0.0	0.0	0.0	0.0	0.0	0.0	0.0	0.0	0.0	0.0	26.1	0.0
Pinot Noir	23.3	25.8	24.8	23.9	25.2	25.7	26.5	25.8	24.6	25.3	24.7	22.3	22.3	23.1	0.0	20.7	25.4	25.1	24.2
Pinotage	26.6	0.0	25.8	28.4	0.0	0.0	0.0	0.0	0.0	24.6	27.2	0.0	0.0	0.0	0.0	0.0	0.0	26.3	25.7
Primitivo	24.9	28.0	25.3	23.5	25.7	25.8	26.1	26.5	24.5	25.6	23.5	21.1	0.0	0.0	0.0	0.0	0.0	24.7	25.4
Refosco *	0.0	0.0	23.2	25.8	0.0	22.0	25.0	22.9	0.0	27.0	23.3	0.0	0.0	0.0	0.0	0.0	0.0	23.5	24.3
Royalty	0.0	0.0	0.0	0.0	0.0	0.0	0.0	0.0	0.0	0.0	24.0	0.0	24.9	23.2	0.0	0.0	0.0	24.0	22.8
Rubired *	0.0	0.0	0.0	26.5	0.0	0.0	0.0	0.0	23.6	0.0	19.8	22.8	23.7	23.4	0.0	23.4	0.0	23.6	23.6
Ruby Cabernet	0.0	0.0	24.0	0.0	0.0	0.0	0.0	0.0	0.0	0.0	23.6	24.8	24.6	23.6	0.0	25.7	0.0	24.4	23.8
Salvador	0.0	0.0	0.0	0.0	0.0	0.0	0.0	0.0	0.0	0.0	0.0	0.0	24.3	22.9	0.0	0.0	0.0	23.1	23.7
Sangiovese *	24.6	27.2	25.8	26.6	25.2	24.4	24.4	25.0	24.3	25.7	24.4	23.5	19.3	23.1	24.0	24.5	27.9	23.9	24.3
Souzao	24.9	23.9	26.0	26.3	0.0	22.0	23.0	24.5	0.0	25.0	27.0	24.2	23.6	0.0	0.0	0.0	0.0	25.0	23.6
Syrah *	25.1	25.2	25.7	26.2	26.7	25.5	25.3	25.2	26.4	25.9	25.9	26.3	24.6	24.1	24.4	24.8	27.2	25.3	24.8
Tannat	0.0	0.0	27.2	26.8	0.0	0.0	26.6	26.2	26.2	0.0	26.5	28.6	25.6	24.2	0.0	23.9	0.0	26.6	23.9
Tempranillo *	25.8	26.1	25.1	25.9	0.0	24.1	24.5	24.0	24.6	24.7	23.8	23.0	25.4	24.0	25.5	24.4	0.0	24.6	23.8
Teroldego	0.0	0.0	23.9	0.0	0.0	25.1	23.7	24.6	0.0	26.6	0.0	0.0	0.0	0.0	0.0	0.0	0.0	24.8	24.9
Tinta Barroca	0.0	0.0	0.0	0.0	0.0	0.0	0.0	0.0	0.0	0.0	0.0	0.0	27.7	0.0	0.0	0.0	0.0	27.7	23.6
Tinta Cao	26.2	24.1	21.8	27.0	0.0	0.0	24.4	25.0	0.0	25.7	27.1	22.5	24.3	0.0	0.0	0.0	0.0	25.8	25.1
Tinta Madeira	0.0	27.4	25.6	0.0	0.0	0.0	23.4	25.3	0.0	0.0	0.0	0.0	24.7	0.0	0.0	0.0	0.0	24.8	23.8
Touriga Francesca	0.0	0.0	0.0	0.0	0.0	21.4	0.0	0.0	0.0	27.0	25.3	0.0	0.0	0.0	0.0	0.0	0.0	24.9	27.4
Touriga Nacional *	23.5	24.2	20.7	24.6	0.0	23.4	0.0	25.1	0.0	24.8	24.6	23.5	22.6	0.0	0.0	0.0	0.0	24.3	24.6
Trousseau *	0.0	0.0	0.0	0.0	0.0	0.0	24.2	0.0	0.0	28.4	26.3	0.0	0.0	0.0	0.0	0.0	0.0	26.3	24.6
Zinfandel	24.4	23.1	25.6	25.6	22.5	25.9	22.0	22.6	20.3	24.9	21.2	19.9	18.7	18.7	24.2	25.7	19.9	20.8	20.2
Other Red 1/	25.5	23.4	24.8	25.2	30.2	23.9	24.4	25.0	22.2	24.3	23.5	23.7	22.2	22.2	24.0	24.9	26.2	23.0	22.2
Total Red	24.6	25.0	25.3	25.6	25.0	25.3	25.0	24.9	22.6	25.1	23.7	23.7	23.1	22.7	24.4	24.6	24.1	23.8	23.4
TOTAL WINE	24.3	24.5																	

TABLE 4: TONS OF GRAPES PURCHASED FOR WINE, CONCENTRATE, JUICE, VINEGAR, AND BEVERAGE BRANDY BY CALIFORNIA PROCESSORS FROM THE 2004 CROP BY TYPE, VARIETY, AND REPORTING DISTRICT WHERE GROWN, WITH COMPARISONS

Type and Variety	1	2	3	4	5	6	7	8	9	10
	Tons									
RAISIN GRAPES:										
Dovine	0.0	0.0	0.0	0.0	0.0	0.0	0.0	0.0	0.0	0.0
Fiesta	0.0	0.0	0.0	0.0	0.0	0.0	0.0	0.0	0.0	0.0
Thompson Seedless	0.0	0.0	0.0	0.0	0.0	0.0	0.0	321.1	404.0	0.0
Total Raisin	0.0	0.0	0.0	0.0	0.0	0.0	0.0	321.1	404.0	0.0
TABLE GRAPES:										
Autumn Royal	0.0	0.0	0.0	0.0	0.0	0.0	0.0	0.0	0.0	0.0
Autumn Seedless	0.0	0.0	0.0	0.0	0.0	0.0	0.0	0.0	0.0	0.0
Black Monukka	0.0	0.0	0.0	0.0	0.0	0.0	0.0	0.0	0.0	0.0
Black Prince *	0.0	0.0	0.0	0.0	0.0	0.0	0.5	0.0	0.0	0.0
Calmeria	0.0	0.0	0.0	0.0	0.0	0.0	0.0	0.0	0.0	0.0
Christmas Rose	0.0	0.0	0.0	0.0	0.0	0.0	0.0	0.0	0.0	0.0
Emerald Seedless *	0.0	0.0	0.0	0.0	0.0	0.0	0.0	0.0	0.0	0.0
Emperor	0.0	0.0	0.0	0.0	0.0	0.0	0.0	0.0	0.0	0.0
Fantasy Seedless	0.0	0.0	0.0	0.0	0.0	0.0	0.0	0.0	0.0	0.0
Flame Seedless *	0.0	0.0	0.0	0.0	0.0	0.0	0.0	0.0	0.0	0.0
Flame Tokay	0.0	0.0	0.0	0.0	0.0	0.0	0.0	0.0	0.0	0.0
Italia *	0.0	0.0	0.0	0.0	0.0	0.0	0.0	0.0	0.0	0.0
Malaga *	0.0	0.0	0.0	0.0	0.0	0.0	0.0	0.0	0.0	0.0
Princess *	0.0	0.0	0.0	0.0	0.0	0.0	0.0	0.0	0.0	0.0
Red Crimson *	0.0	0.0	0.0	0.0	0.0	0.0	0.0	0.0	0.0	0.0
Red Globe *	0.0	0.0	0.0	0.0	0.0	0.0	0.0	0.0	0.0	0.0
Ribier	0.0	0.0	0.0	0.0	0.0	0.0	0.0	0.0	0.0	0.0
Rouge	0.0	0.0	0.0	0.0	0.0	0.0	0.0	0.0	0.0	0.0
Ruby Seedless *	0.0	0.0	0.0	0.0	0.0	0.0	0.0	0.0	0.0	0.0
Packinghouse Culls	0.0	0.0	0.0	0.0	0.0	0.0	0.0	0.0	0.0	0.0
Other Table 1/	0.0	0.0	0.0	0.0	0.0	0.0	0.0	0.0	0.0	0.0
Total Table	0.0	0.0	0.0	0.0	0.0	0.0	0.5	0.0	0.0	0.0
WINE GRAPES (WHITE):										
Arneis	2.0	0.0	44.5	0.0	0.0	0.0	13.5	0.0	0.0	0.0
Burger *	0.0	0.0	0.0	0.0	0.0	0.0	0.0	0.0	0.0	0.0
Chardonnay *	10,969.2	794.9	38,859.6	12,624.8	4,935.6	6,150.7	47,369.6	15,480.3	9,550.1	340.1
Chenin Blanc	825.4	0.0	157.0	190.2	1,468.6	0.0	327.0	1,316.3	139.7	3.2
Cortese	2.6	0.0	0.0	0.0	0.0	0.0	0.0	0.0	0.0	0.0
Emerald Riesling	0.0	0.0	0.0	0.0	0.0	0.0	0.0	0.0	0.0	0.0
Flora	0.0	0.0	0.0	35.4	0.0	0.0	0.0	0.0	0.0	0.0
French Colombard	197.8	0.0	306.7	0.0	127.7	0.0	164.1	0.0	397.8	0.0
Gewurztraminer	641.0	80.7	281.3	13.4	0.0	337.4	2,728.4	648.2	6.9	7.4
Gray Riesling *	0.0	0.0	59.9	0.0	0.0	0.0	0.0	0.0	0.0	0.0
Grenache Blanc	0.0	0.0	0.0	0.0	0.0	0.0	37.8	23.7	0.0	0.0
Malvasia Bianca *	0.0	0.0	22.3	0.0	0.0	3.9	192.4	1.1	0.0	0.0
Marsanne	12.3	0.0	12.8	6.1	0.0	27.2	92.4	20.8	0.0	31.1
Meion	0.0	0.0	11.1	0.0	0.0	0.0	0.0	0.0	0.0	0.0
Montonico	0.0	0.0	0.0	0.0	0.0	10.0	0.0	0.0	0.0	0.0
Muscat Blanc *	114.4	283.3	20.1	91.1	20.2	3.5	238.9	393.5	0.0	57.3
Muscat Orange	37.4	0.0	0.0	0.0	0.0	14.4	63.2	12.8	3.8	50.3
Muscat of Alexandria	0.0	0.0	0.0	0.0	0.0	0.0	0.0	0.0	0.0	0.0
Palomino *	0.0	0.0	10.8	0.0	0.0	12.7	0.0	0.0	0.0	0.0
Pinot Blanc	66.7	13.9	196.0	66.3	0.0	1.0	226.7	209.7	0.0	0.0
Pinot Gris *	228.7	69.9	549.6	376.3	281.6	215.0	2,468.3	746.5	457.4	21.3
Roussanne	15.5	17.1	17.3	3.6	0.0	12.7	58.8	183.4	0.0	44.5
Sauvignon Blanc	1,931.4	5,189.7	4,979.2	4,179.4	1,047.5	765.2	4,004.8	3,564.0	255.8	309.4
Sauvignon Musque	0.0	17.8	113.9	92.3	0.0	26.9	18.1	0.0	0.0	0.0
Sauvignon Vert *	3.9	0.0	0.0	8.3	0.0	0.0	0.0	0.0	0.0	0.0
Semillon	75.3	156.3	338.4	267.1	144.4	11.7	60.2	316.3	0.9	20.1
St. Emilion *	0.0	0.0	0.0	0.0	0.0	0.0	0.0	1.5	0.0	1.4
Symphony	0.0	0.0	0.0	0.0	162.1	0.0	0.0	1.5	243.2	52.0
Tocai Friulano	21.4	0.0	23.0	0.0	0.0	0.0	31.9	6.8	0.0	0.0
Verdelho	0.0	0.0	0.0	0.0	0.0	0.0	0.0	0.0	0.0	0.5
Vernaccia	0.0	0.0	46.3	0.0	0.0	0.0	0.0	0.0	0.0	0.0
Viognier	309.8	59.5	272.4	100.8	210.3	62.4	135.8	457.5	0.6	106.0
White Riesling *	201.6	56.2	67.7	123.4	28.1	4.4	4,588.3	602.7	0.5	17.6
Other White 1/	0.0	0.0	2.7	76.2	0.0	0.0	27.7	1.2	5.2	5.3
Total White	15,656.4	6,739.3	46,392.6	18,254.7	8,426.1	7,659.1	62,847.9	23,987.8	11,061.9	1,067.5

TABLE 4: TONS OF GRAPES PURCHASED FOR WINE, CONCENTRATE, JUICE, VINEGAR, AND BEVERAGE BRANDY BY CALIFORNIA PROCESSORS FROM THE 2004 CROP BY TYPE, VARIETY, AND REPORTING DISTRICT WHERE GROWN, WITH COMPARISONS

Type and Variety	11	12	13	14	15	16	17	2004 State Total	2003 State Total
Tons									
RAISIN GRAPES:									
Dovine	0.0	0.0	1,146.9	2,505.9	0.0	0.0	0.0	3,652.8	211.8
Fiesta	0.0	0.0	41,736.7	3,711.4	0.0	0.0	0.0	45,448.1	8,942.1
Thompson Seedless	0.0	977.6	556,903.2	46,899.8	0.0	533.2	0.0	606,038.9	339,255.3
Total Raisin	0.0	977.6	599,786.8	53,117.1	0.0	533.2	0.0	655,139.8	348,409.2
TABLE GRAPES:									
Autumn Royal	0.0	0.0	41.0	537.7	0.0	0.0	0.0	578.7	134.0
Autumn Seedless	0.0	0.0	0.0	0.0	0.0	0.0	0.0	0.0	21.7
Black Monukka	0.0	41.9	199.8	0.0	0.0	0.0	0.0	241.7	211.2
Black Prince *	0.0	0.0	0.0	0.0	0.0	0.0	0.0	0.5	0.0
Calmeria	0.0	0.0	0.0	152.7	0.0	0.0	0.0	152.7	752.6
Christmas Rose	0.0	0.0	0.0	324.2	0.0	0.0	0.0	324.2	464.9
Emerald Seedless *	0.0	0.0	0.0	749.5	0.0	0.0	0.0	749.5	158.5
Emperor	0.0	0.0	0.0	59.8	0.0	0.0	0.0	59.8	559.4
Fantasy Seedless	0.0	0.0	0.0	6.5	0.0	0.0	0.0	6.5	3.1
Flame Seedless *	0.0	0.0	302.6	4,734.1	0.0	2,845.3	0.0	7,882.0	2,064.1
Flame Tokay	1,706.4	0.0	0.0	0.0	0.0	0.0	0.0	1,706.4	3,018.1
Italia *	0.0	0.0	0.0	97.5	0.0	0.0	0.0	97.5	19.0
Malaga *	0.0	0.0	353.9	0.0	0.0	0.0	0.0	353.9	1,103.8
Princess *	0.0	0.0	18.9	295.6	0.0	0.0	0.0	314.5	4.2
Red Crimson *	0.0	0.0	113.8	7,464.9	0.0	0.0	0.0	7,578.7	3,699.1
Red Globe *	0.0	0.0	0.0	7,178.8	0.0	0.0	0.0	7,178.8	5,631.3
Ribier	0.0	0.0	0.0	1.6	0.0	0.0	0.0	1.6	0.0
Rouge	5.7	0.0	0.0	0.0	0.0	0.0	0.0	5.7	0.0
Ruby Seedless *	0.0	0.0	1,015.1	1,103.2	0.0	0.0	0.0	2,118.3	2,541.6
Packinghouse Culls	397.5	0.0	0.0	0.0	0.0	0.0	0.0	397.5	0.0
Other Table 1/	6.2	0.0	27,750.8	10,863.7	0.0	1,458.7	0.0	40,079.4	13,174.8
Total Table	2,115.8	41.9	29,795.9	33,569.8	0.0	4,304.0	0.0	69,827.9	33,561.4
WINE GRAPES (WHITE):									
Arneis	0.0	0.0	0.0	0.0	0.0	0.0	0.0	60.0	52.7
Burger *	4,843.1	4,654.0	31,798.1	2,872.9	0.0	0.0	0.0	44,168.1	39,201.7
Chardonnay *	106,752.9	31,696.3	41,591.9	24,253.1	1.5	145.1	28,322.5	379,838.2	391,652.6
Chenin Blanc	3,844.0	3,755.0	48,220.0	13,787.5	0.0	4.6	4,899.9	78,938.4	89,877.0
Cortese	0.0	0.0	0.0	0.0	0.0	0.0	0.0	2.6	6.8
Emerald Riesling	0.0	0.0	94.5	1,789.3	0.0	0.0	0.0	1,883.8	1,678.7
Flora	0.0	0.0	0.0	0.0	0.0	0.0	0.0	35.4	27.6
French Colombard	5,508.8	13,674.5	169,448.5	29,781.9	0.0	0.0	0.0	219,607.8	268,119.8
Gewurztraminer	35.4	345.6	0.0	0.0	0.0	7.7	215.5	5,348.9	4,554.7
Gray Riesling *	0.0	0.0	0.0	0.0	0.0	0.0	0.0	59.9	31.3
Grenache Blanc	0.0	0.0	0.0	0.0	0.0	0.0	0.0	61.5	9.1
Malvasia Bianca *	2,336.7	3,282.0	564.7	139.3	0.0	0.0	0.0	6,542.4	8,467.8
Marsanne	9.7	0.0	0.0	0.0	0.0	0.0	0.0	212.4	137.6
Melon	0.0	0.0	0.0	0.0	0.0	0.0	0.0	11.1	9.9
Montonico	0.0	0.0	0.0	0.0	0.0	0.0	0.0	10.0	11.8
Muscat Blanc *	191.5	41.5	2,450.8	177.8	0.0	31.6	116.1	4,231.6	5,280.9
Muscat Orange	365.5	104.8	173.6	0.0	0.0	1.4	9.5	836.7	859.5
Muscat of Alexandria	0.0	0.0	14,321.2	16,355.8	0.0	0.0	0.0	30,677.0	37,544.8
Palomino *	38.9	0.0	3,202.5	0.0	7.0	0.0	0.0	3,271.9	3,622.3
Pinot Blanc	24.8	0.0	0.0	0.0	0.0	0.0	18.8	823.9	860.0
Pinot Gris *	12,317.0	7,563.4	0.0	8,137.9	0.0	3.3	7,624.7	41,060.9	20,294.9
Roussanne	11.0	0.0	0.0	0.0	0.0	11.5	0.0	375.4	285.9
Sauvignon Blanc	18,574.1	6,700.2	1,409.1	1,122.5	0.0	35.3	11,055.5	65,123.1	64,443.7
Sauvignon Musque	0.0	0.0	0.0	0.0	0.0	0.0	0.0	269.0	324.4
Sauvignon Vert *	0.0	0.0	0.0	0.0	0.0	0.0	0.0	12.2	8.4
Semillon	1,660.2	587.2	1,707.7	539.6	0.0	12.0	864.9	6,762.3	7,493.1
St. Emilion *	2.0	0.0	0.0	0.0	0.0	0.0	0.0	4.9	1.4
Symphony	1,152.4	26.3	4,118.3	893.6	0.0	0.0	1,485.9	8,135.3	7,007.2
Tocai Friulano	126.8	0.0	0.0	0.0	0.0	0.0	0.0	209.9	69.1
Verdelho	21.3	0.0	0.0	0.0	0.0	0.0	8.7	30.5	15.1
Vernaccia	0.0	0.0	0.0	0.0	0.0	0.0	0.0	46.3	25.7
Viognier	2,179.1	1,074.8	1,328.2	0.0	0.0	37.0	562.6	6,896.8	6,750.7
White Riesling *	3.7	295.2	0.0	0.0	4.2	41.8	0.0	6,035.4	5,915.6
Other White 1/	2.5	0.0	396.0	1,670.5	0.0	0.0	8.7	2,196.0	2,780.6
Total White	160,001.4	73,800.8	320,825.1	101,521.7	12.7	331.3	55,193.3	913,779.6	967,422.4

TABLE 4: TONS OF GRAPES PURCHASED FOR WINE, CONCENTRATE, JUICE, VINEGAR, AND BEVERAGE BRANDY BY CALIFORNIA PROCESSORS FROM THE 2004 CROP BY TYPE, VARIETY, AND REPORTING DISTRICT WHERE GROWN, WITH COMPARISONS

Type and Variety	1	2	3	4	5	6	7	8	9	10
	Tons									
WINE GRAPES (RED):										
Aglianico	0.0	0.0	10.0	0.3	0.0	0.0	0.0	0.0	0.0	3.6
Aleatico	0.0	0.0	35.2	0.0	0.0	0.0	0.0	0.0	0.0	0.0
Alicante Bouschet *	0.8	0.0	73.8	0.0	0.0	53.8	0.0	0.0	0.0	14.0
Alvarelhao	0.0	0.0	0.0	0.0	0.0	0.0	0.0	6.2	0.0	5.7
Barbera	43.7	13.7	121.4	25.6	11.9	48.3	147.1	177.5	2.0	311.8
Cabernet Franc	75.6	576.4	1,119.0	1,230.6	20.3	57.4	503.3	1,545.4	0.0	295.6
Cabernet Sauvignon	5,281.2	7,277.0	18,895.9	26,551.7	1,630.3	3,293.6	13,246.4	30,961.9	2,951.1	1,348.5
Carignane	1,572.0	0.0	362.0	22.2	100.3	528.4	1.6	13.0	0.0	3.0
Carmenere	0.4	0.0	3.8	3.8	0.0	0.0	0.0	0.0	0.0	0.0
Carmine	0.0	0.0	0.0	0.0	0.0	0.0	0.0	0.0	8.0	0.0
Carnelian	0.0	0.0	0.0	0.0	0.0	0.0	0.0	0.0	0.0	0.0
Centurian	0.0	0.0	0.0	0.0	0.0	0.0	0.0	0.0	0.0	0.0
Charbono	39.9	0.0	13.2	77.7	0.0	6.9	57.4	156.4	0.0	8.2
Cinsaut *	0.3	0.0	7.4	0.0	0.0	30.7	7.7	95.3	0.0	3.3
Counoise	0.0	1.2	1.0	0.0	0.0	27.9	0.0	16.6	0.0	0.0
De Chaunac	0.0	0.0	0.1	0.0	0.0	0.0	0.0	0.0	0.0	0.0
Dolcetto	56.1	0.0	66.4	37.3	0.0	7.7	38.0	24.2	0.0	3.1
Dornfelder	0.0	0.0	0.0	0.0	0.0	0.0	0.0	0.0	0.0	0.0
Early Burgundy	0.0	0.0	0.0	2.1	0.0	0.0	0.0	0.0	0.0	0.0
Freisa	0.0	0.0	20.4	0.0	0.0	0.0	27.3	4.9	0.0	0.0
Gamay (Napa) *	17.6	17.7	37.5	96.3	284.0	0.0	595.8	203.6	1.0	7.3
Gamay Beaujolais	0.0	0.0	0.0	0.0	54.7	0.0	0.0	0.0	0.0	0.0
Graciano	0.0	0.0	0.0	0.0	0.0	0.0	0.0	0.0	0.0	0.0
Grand Noir	0.0	0.0	0.0	0.0	0.0	1.5	0.0	0.0	0.0	0.0
Grenache *	167.8	14.9	116.1	40.7	0.0	183.4	378.7	643.7	76.5	50.1
Lagrein	0.0	0.0	0.0	0.0	0.0	0.0	0.0	40.5	0.0	0.0
Malbec	35.0	58.0	179.5	118.2	11.8	3.3	127.7	222.2	0.5	21.2
Marechal Foch *	0.0	0.0	0.1	0.0	0.0	0.0	0.0	0.0	0.0	0.0
Mataro *	1.5	1.5	75.7	6.7	0.0	623.8	11.0	254.6	0.0	86.1
Merlot	6,175.4	2,520.4	16,095.2	15,085.5	2,774.5	3,350.3	22,441.2	16,015.7	2,719.8	618.0
Meunier *	7.8	0.0	252.9	48.9	0.0	0.0	0.0	0.0	0.0	0.0
Mission	0.0	0.0	0.0	0.0	0.0	0.0	0.0	7.8	0.0	12.9
Montepulciano	13.5	0.0	0.0	0.0	0.0	0.0	0.0	0.0	0.0	0.3
Muscat Hamburg *	0.0	0.0	0.0	0.0	0.0	3.4	0.0	0.0	0.0	0.0
Nebbiolo	13.2	6.2	29.8	4.4	0.0	2.5	11.3	63.1	0.0	20.3
Negrette *	0.0	0.0	0.0	0.0	0.0	0.0	5.7	2.2	0.0	0.0
Negroamaro	3.7	0.0	0.0	0.0	0.0	0.0	0.0	0.0	0.0	0.0
Nero D'Avola *	2.4	0.0	0.0	0.0	0.0	0.0	0.0	0.0	0.0	0.0
Perelli 101	0.0	0.0	0.0	0.0	0.0	0.0	0.0	6.4	0.0	0.0
Petit Verdot	43.2	79.5	220.7	321.9	10.6	40.0	43.4	572.5	125.4	30.2
Petite Sirah	1,296.3	757.9	603.7	778.9	165.7	749.7	522.6	2,680.8	293.0	141.6
Pfeffer Cabernet	0.0	0.0	0.0	0.0	0.0	0.0	5.3	0.0	0.0	0.0
Pinot Noir	1,945.6	13.6	13,763.0	4,422.5	718.9	312.3	10,731.6	4,801.2	19.6	10.8
Pinotage	6.0	0.0	0.0	1.2	0.0	0.0	0.0	0.0	0.0	8.0
Primitivo	28.4	40.4	61.7	14.1	0.0	0.0	6.3	45.9	0.0	49.0
Refosco *	0.0	0.0	0.6	0.0	0.0	3.5	72.8	57.3	0.0	0.0
Royalty	0.0	0.0	0.0	0.0	0.0	0.0	0.0	0.0	0.0	0.0
Rubired *	0.0	0.0	0.0	0.0	0.0	0.0	0.0	0.0	104.3	0.0
Ruby Cabernet	0.0	0.0	5.9	0.0	0.0	0.0	0.0	0.0	0.0	0.0
Salvador	0.0	0.0	0.0	0.0	0.0	0.0	0.0	0.0	0.0	0.0
Sangiovese *	162.9	8.7	465.3	424.6	0.0	49.3	845.6	347.2	5.7	166.5
Souzao	0.0	1.6	0.0	0.0	0.0	2.6	18.7	10.9	0.0	6.2
Syrah *	1,641.9	815.4	4,051.8	1,605.3	323.9	990.4	4,483.8	9,266.9	771.8	1,093.7
Tannat	0.0	0.0	7.1	0.0	0.0	0.0	14.7	7.0	0.0	0.0
Tempranillo *	0.0	21.2	7.8	14.8	0.0	71.1	16.7	141.6	83.1	70.8
Teroldego	0.0	0.0	21.9	0.0	0.0	85.2	10.1	0.0	0.0	0.0
Tinta Cao	0.0	1.5	0.3	1.9	0.0	0.0	0.7	8.6	0.0	27.7
Tinta Madeira	0.0	1.0	0.0	0.0	0.0	0.0	1.2	3.6	0.0	0.0
Touriga Francesca	0.0	0.0	0.0	0.0	0.0	0.0	0.0	0.0	0.0	2.5
Touriga Nacional *	0.0	1.3	0.0	0.0	0.0	1.6	0.0	18.4	0.0	11.5
Trousseau *	0.0	0.0	0.0	0.0	0.0	0.0	5.1	0.0	0.0	3.1
Zinfandel	5,611.4	2,306.7	8,377.0	2,835.7	582.3	1,853.6	872.0	9,489.6	10,777.8	5,482.9
Other Red 1/	21.8	0.0	175.1	0.0	2.6	6.3	8.7	91.5	0.0	15.4
Total Red	24,265.4	14,535.8	65,278.3	53,772.9	6,691.8	12,388.5	55,259.5	78,004.2	17,939.6	9,932.9
TOTAL WINE	39,921.8	21,275.1	111,670.9	72,027.6	15,117.9	20,047.6	118,107.4	101,992.0	29,001.5	11,000.4
TOTAL ALL VARIETIES	39,921.8	21,275.1	111,670.9	72,027.6	15,117.9	20,047.6	118,107.9	102,313.1	29,405.5	11,000.4

TABLE 4: TONS OF GRAPES PURCHASED FOR WINE, CONCENTRATE, JUICE, VINEGAR, AND BEVERAGE BRANDY BY CALIFORNIA PROCESSORS FROM THE 2004 CROP BY TYPE, VARIETY, AND REPORTING DISTRICT WHERE GROWN, WITH COMPARISONS

Type and Variety	11	12	13	14	15	16	17	2004 State Total	2003 State Total
	Tons								
WINE GRAPES (RED):									
Aglianico	0.0	26.5	0.0	0.0	0.0	0.0	0.0	40.4	18.8
Aleatico	0.0	0.0	0.5	0.0	0.0	0.0	0.0	35.7	19.9
Alicante Bouschet *	499.0	0.0	1,949.4	326.0	3.6	1.9	50.5	2,972.8	2,631.0
Alvarelhao	13.9	0.5	0.0	0.0	0.0	0.0	0.0	26.3	28.1
Barbera	1,172.3	825.8	47,656.2	837.8	0.0	1.1	0.0	51,396.2	67,913.5
Cabernet Franc	5,775.5	0.0	36.4	0.0	0.0	15.4	5.8	11,256.7	8,412.8
Cabernet Sauvignon	89,923.8	22,900.1	36,280.6	14,665.6	0.0	335.3	2,356.7	277,899.7	306,063.9
Carignane	2,785.9	1,635.5	13,264.9	1,331.1	0.0	19.3	0.0	21,639.2	25,969.2
Carmenere	0.0	0.0	0.0	0.0	0.0	0.4	0.0	8.4	1.6
Carmine	0.0	0.0	0.0	0.0	0.0	0.0	0.0	8.0	10.7
Carnelian	0.0	0.0	3,408.7	1,451.5	0.0	0.0	0.0	4,860.2	5,105.6
Centurian	0.0	0.0	1,152.2	0.0	0.0	0.0	0.0	1,152.2	1,038.1
Charbono	4.6	0.0	0.0	0.0	0.0	0.0	0.0	364.3	230.1
Cinsaut *	267.1	0.0	0.0	163.2	0.0	20.6	0.0	595.6	644.2
Counoise	0.0	3.3	0.0	0.0	0.0	0.0	0.0	50.0	61.9
De Chaunac	0.0	0.0	0.0	0.0	0.0	0.0	0.0	0.1	0.2
Dolcetto	21.3	0.0	0.0	0.0	0.0	0.0	0.0	254.1	227.1
Dornfelder	0.0	194.0	0.0	0.0	0.0	0.0	0.0	194.0	113.6
Early Burgundy	8.1	0.0	0.0	0.0	0.0	0.0	0.0	10.2	14.9
Freisa	0.0	1.5	0.0	0.0	0.0	0.0	0.0	54.1	39.3
Gamay (Napa) *	3.3	0.0	926.1	0.0	0.0	0.0	228.4	2,418.6	2,280.5
Gamay Beaujolais	0.0	0.0	0.0	0.0	0.0	2.3	0.0	57.0	15.4
Graciano	0.0	0.0	0.0	0.0	0.0	0.0	0.0	0.0	4.0
Grand Noir	0.0	0.0	0.0	0.0	0.0	0.0	0.0	1.5	0.2
Grenache *	260.3	6,308.6	60,273.7	5,447.8	32.8	4.6	120.2	74,119.9	58,120.2
Lagrein	0.0	0.0	53.0	0.0	0.0	0.0	0.0	93.5	308.8
Malbec	2,148.3	60.5	0.0	605.4	0.0	3.2	0.0	3,594.8	2,816.8
Marechal Foch *	0.0	0.0	0.0	0.0	0.0	0.0	0.0	0.1	0.0
Mataro *	126.9	105.8	0.5	0.0	3.0	1.5	0.0	1,298.6	1,052.3
Merlot	72,110.0	22,924.3	35,472.0	10,398.8	5.7	92.7	7,163.6	235,963.1	202,239.6
Meunier *	0.0	0.0	0.0	0.0	0.0	0.0	0.0	309.6	317.1
Mission	0.0	0.8	6,693.1	1,647.4	16.0	0.0	0.0	8,378.0	11,585.6
Montepulciano	1.4	76.0	0.0	0.0	0.0	0.0	0.0	91.2	101.1
Muscat Hamburg *	38.7	57.6	2.2	0.0	0.0	0.0	0.0	101.9	150.1
Nebbiolo	0.0	0.8	0.0	0.0	0.0	1.5	0.0	153.1	165.9
Negrette *	0.0	0.0	0.0	0.0	0.0	0.0	0.0	7.9	18.3
Negroamaro	0.0	0.0	0.0	0.0	0.0	0.0	0.0	3.7	0.6
Nero D'Avola *	0.0	0.0	0.0	0.0	0.0	0.0	0.0	2.4	0.0
Perelli 101	0.0	0.0	0.0	0.0	0.0	0.0	0.0	6.4	0.6
Petit Verdot	1,667.6	702.1	0.0	0.0	0.0	7.9	5.8	3,870.8	2,884.7
Petite Sirah	9,793.1	1,723.7	213.9	104.3	0.0	7.0	2,053.4	21,885.6	17,205.9
Pfeffer Cabernet	0.0	0.0	0.0	0.0	0.0	0.0	0.0	5.3	0.0
Pinot Noir	1,425.2	1,819.9	116.5	121.1	0.0	5.7	1,952.0	42,179.5	34,249.5
Pinotage	0.0	0.0	0.0	0.0	0.0	0.0	0.0	15.2	22.1
Primitivo	389.2	4.4	0.0	0.0	0.0	0.0	0.0	639.4	556.9
Refosco *	478.6	0.0	0.0	0.0	0.0	0.0	0.0	612.8	505.3
Royalty	16.2	0.0	666.9	743.1	0.0	0.0	0.0	1,426.2	2,062.4
Rubired *	926.9	4,096.1	110,962.7	37,501.1	0.0	0.0	0.0	153,591.1	132,090.1
Ruby Cabernet	566.5	3,734.4	45,764.0	19,152.1	0.0	0.0	0.0	69,222.9	68,696.9
Salvador	0.0	0.0	225.4	2,102.5	0.0	0.0	0.0	2,327.9	1,885.8
Sangiovese *	2,756.7	4.4	1,499.8	275.6	0.0	27.5	28.3	7,068.1	7,716.2
Souzao	105.8	8.7	12.6	0.0	0.0	0.0	0.0	167.1	57.0
Syrah *	14,135.2	5,184.9	22,188.3	6,215.9	56.0	112.7	1,304.1	74,242.0	77,191.2
Tannat	407.0	753.0	4.8	585.9	0.0	0.0	0.0	1,779.5	1,700.1
Tempranillo *	597.9	113.1	1,071.8	82.5	4.3	5.2	0.0	2,301.9	2,529.0
Teroldego	0.0	0.0	0.0	0.0	0.0	0.0	0.0	117.2	102.8
Tinta Cao	16.7	0.5	14.4	0.0	0.0	0.0	0.0	72.3	36.5
Tinta Madeira	0.0	0.0	69.9	0.0	0.0	0.0	0.0	75.7	54.9
Touriga Francesca	15.8	0.0	0.0	0.0	0.0	0.0	0.0	18.3	8.8
Touriga Nacional *	165.1	26.2	39.2	0.0	0.0	0.0	0.0	263.3	143.6
Trousseau *	6.6	0.0	0.0	0.0	0.0	0.0	0.0	14.8	17.6
Zinfandel	129,347.0	33,170.3	65,485.7	22,028.3	69.7	66.5	3,992.4	302,348.9	296,886.9
Other Red 1/	41.5	16.8	429.5	807.9	0.0	0.0	12.1	1,629.2	2,692.3
Total Red	338,019.0	106,480.1	455,934.9	126,594.9	191.1	732.3	19,273.3	1,385,294.5	1,347,018.1
TOTAL WINE	498,020.4	180,280.9	776,760.0	228,116.6	203.8	1,063.6	74,466.6	2,299,074.1	2,314,440.5
TOTAL ALL VARIETIES	500,136.2	181,300.4	1,406,342.7	314,803.5	203.8	5,900.8	74,466.6	3,024,041.8	2,696,411.1

* Synonyms for variety names are shown on Page 5.

1/ Other categories include minor and mixed varieties.

TABLE 5: WEIGHTED AVERAGE DEGREES BRUX FOR ALL GRAPES PURCHASED FOR WINE, CONCENTRATE, JUICE, VINEGAR, AND BEVERAGE BRANDY BY CALIFORNIA PROCESSORS FROM THE 2004 CROP BY TYPE, VARIETY, AND REPORTING DISTRICT WHERE GROWN, WITH COMPARISONS

Type and Variety	1	2	3	4	5	6	7	8	9	10	11	12	13	14	15	16	17	2004 State Total	2003 State Total
Degrees Brux																			
RAISIN GRAPES:																			
Dovine	0.0	0.0	0.0	0.0	0.0	0.0	0.0	0.0	0.0	0.0	0.0	0.0	19.6	21.1	0.0	0.0	0.0	20.6	23.4
Fiesta	0.0	0.0	0.0	0.0	0.0	0.0	0.0	0.0	0.0	0.0	0.0	0.0	22.3	23.3	0.0	0.0	0.0	22.4	21.8
Thompson Seedless	0.0	0.0	0.0	0.0	0.0	0.0	0.0	25.7	18.8	0.0	0.0	21.6	20.8	20.8	0.0	20.9	0.0	20.8	20.7
Total Raisin	0.0	0.0	0.0	0.0	0.0	0.0	0.0	25.7	18.8	0.0	0.0	21.6	20.9	21.0	0.0	20.9	0.0	20.9	20.7
TABLE GRAPES:																			
Autumn Royal	0.0	0.0	0.0	0.0	0.0	0.0	0.0	0.0	0.0	0.0	0.0	0.0	23.7	19.7	0.0	0.0	0.0	20.0	19.5
Autumn Seedless	0.0	0.0	0.0	0.0	0.0	0.0	0.0	0.0	0.0	0.0	0.0	0.0	0.0	0.0	0.0	0.0	0.0	0.0	20.6
Black Monukka	0.0	0.0	0.0	0.0	0.0	0.0	0.0	0.0	0.0	0.0	0.0	24.2	23.0	0.0	0.0	0.0	0.0	23.2	21.4
Black Prince *	0.0	0.0	0.0	0.0	0.0	0.0	26.5	0.0	0.0	0.0	0.0	0.0	0.0	0.0	0.0	0.0	0.0	26.5	0.0
Calmeria	0.0	0.0	0.0	0.0	0.0	0.0	0.0	0.0	0.0	0.0	0.0	0.0	0.0	19.6	0.0	0.0	0.0	19.6	19.7
Christmas Rose	0.0	0.0	0.0	0.0	0.0	0.0	0.0	0.0	0.0	0.0	0.0	0.0	0.0	21.5	0.0	0.0	0.0	21.5	22.0
Emerald Seedless *	0.0	0.0	0.0	0.0	0.0	0.0	0.0	0.0	0.0	0.0	0.0	0.0	0.0	20.1	0.0	0.0	0.0	20.1	22.1
Emperor	0.0	0.0	0.0	0.0	0.0	0.0	0.0	0.0	0.0	0.0	0.0	0.0	0.0	18.9	0.0	0.0	0.0	18.9	18.6
Fantasy Seedless	0.0	0.0	0.0	0.0	0.0	0.0	0.0	0.0	0.0	0.0	0.0	0.0	0.0	22.6	0.0	0.0	0.0	22.6	21.0
Flame Seedless *	0.0	0.0	0.0	0.0	0.0	0.0	0.0	0.0	0.0	0.0	0.0	0.0	22.2	22.5	0.0	18.6	0.0	21.1	23.7
Flame Tokay	0.0	0.0	0.0	0.0	0.0	0.0	0.0	0.0	0.0	0.0	18.1	0.0	0.0	0.0	0.0	0.0	0.0	18.1	17.2
Italia *	0.0	0.0	0.0	0.0	0.0	0.0	0.0	0.0	0.0	0.0	0.0	0.0	0.0	22.7	0.0	0.0	0.0	22.7	22.3
Malaga *	0.0	0.0	0.0	0.0	0.0	0.0	0.0	0.0	0.0	0.0	0.0	0.0	0.0	22.6	0.0	0.0	0.0	22.6	19.9
Princess *	0.0	0.0	0.0	0.0	0.0	0.0	0.0	0.0	0.0	0.0	0.0	0.0	23.7	22.2	0.0	0.0	0.0	22.3	18.7
Red Crimson *	0.0	0.0	0.0	0.0	0.0	0.0	0.0	0.0	0.0	0.0	0.0	0.0	23.0	20.2	0.0	0.0	0.0	20.3	22.5
Red Globe *	0.0	0.0	0.0	0.0	0.0	0.0	0.0	0.0	0.0	0.0	0.0	0.0	0.0	21.2	0.0	0.0	0.0	21.2	20.3
Ribier	0.0	0.0	0.0	0.0	0.0	0.0	0.0	0.0	0.0	0.0	0.0	0.0	0.0	20.5	0.0	0.0	0.0	20.5	0.0
Rouge	0.0	0.0	0.0	0.0	0.0	0.0	0.0	0.0	0.0	0.0	25.0	0.0	0.0	0.0	0.0	0.0	0.0	25.0	0.0
Ruby Seedless *	0.0	0.0	0.0	0.0	0.0	0.0	0.0	0.0	0.0	0.0	0.0	0.0	23.4	22.3	0.0	0.0	0.0	22.8	22.2
Packinghouse Culls	0.0	0.0	0.0	0.0	0.0	0.0	0.0	0.0	0.0	0.0	22.5	0.0	0.0	0.0	0.0	0.0	0.0	22.5	0.0
Other Table 1/	0.0	0.0	0.0	0.0	0.0	0.0	0.0	0.0	0.0	0.0	21.9	0.0	21.3	21.0	0.0	20.5	0.0	21.2	21.7
Total Table	0.0	0.0	0.0	0.0	0.0	0.0	26.5	0.0	0.0	0.0	19.0	24.2	21.4	21.1	0.0	19.3	0.0	21.1	21.1
WINE GRAPES (WHITE):																			
Arneis	22.3	0.0	23.4	0.0	0.0	0.0	23.5	0.0	0.0	0.0	0.0	0.0	0.0	0.0	0.0	0.0	0.0	23.4	23.1
Burger *	0.0	0.0	0.0	0.0	0.0	0.0	0.0	0.0	0.0	0.0	15.8	15.9	16.5	15.2	0.0	0.0	0.0	16.3	15.9
Chardonnay *	24.6	23.2	25.1	24.8	24.5	24.3	24.6	24.1	24.4	24.0	24.0	23.2	22.4	23.3	25.5	23.6	24.0	24.0	23.6
Chenin Blanc	22.1	0.0	20.4	23.6	20.7	0.0	22.7	24.0	21.3	22.0	21.2	21.0	20.5	18.7	0.0	21.0	22.2	20.4	19.6
Cortese	22.5	0.0	0.0	0.0	0.0	0.0	0.0	0.0	0.0	0.0	0.0	0.0	0.0	0.0	0.0	0.0	0.0	22.5	23.4
Emerald Riesling	0.0	0.0	0.0	0.0	0.0	0.0	0.0	0.0	0.0	0.0	0.0	0.0	21.0	22.1	0.0	0.0	0.0	22.1	22.2
Flora	0.0	0.0	0.0	22.5	0.0	0.0	0.0	0.0	0.0	0.0	0.0	0.0	0.0	0.0	0.0	0.0	0.0	22.5	22.0
French Colombard	21.4	0.0	22.0	0.0	21.8	0.0	19.0	0.0	21.9	0.0	22.0	21.5	20.7	20.0	0.0	0.0	0.0	20.7	19.9
Gewurztraminer	23.3	22.4	24.3	22.2	0.0	22.8	24.1	24.2	23.6	24.3	26.5	21.8	0.0	0.0	0.0	23.5	27.4	23.9	23.6
Gray Riesling *	0.0	0.0	19.5	0.0	0.0	0.0	0.0	0.0	0.0	0.0	0.0	0.0	0.0	0.0	0.0	0.0	0.0	19.5	19.1
Grenache Blanc	0.0	0.0	0.0	0.0	0.0	0.0	23.1	25.3	0.0	0.0	0.0	0.0	0.0	0.0	0.0	0.0	0.0	24.0	23.9
Malvasia Bianca *	0.0	0.0	23.0	0.0	0.0	22.0	24.0	19.5	0.0	0.0	19.4	19.4	22.2	24.4	0.0	0.0	0.0	19.9	19.1
Marsanne	24.0	0.0	25.5	22.1	0.0	23.1	23.8	22.7	0.0	24.9	22.8	0.0	0.0	0.0	0.0	0.0	0.0	23.8	25.3
Melon	0.0	0.0	24.7	0.0	0.0	0.0	0.0	0.0	0.0	0.0	0.0	0.0	0.0	0.0	0.0	0.0	0.0	24.7	24.7
Montonico	0.0	0.0	0.0	0.0	0.0	19.5	0.0	0.0	0.0	0.0	0.0	0.0	0.0	0.0	0.0	0.0	0.0	19.5	18.6
Muscat Blanc *	25.1	24.0	28.3	24.6	23.1	21.5	22.8	24.5	0.0	24.9	23.2	23.8	22.4	23.8	0.0	23.9	24.8	23.1	22.7
Muscat Orange	24.9	0.0	0.0	0.0	0.0	23.1	23.9	25.3	24.0	24.5	23.7	22.4	23.6	0.0	0.0	25.5	22.1	23.7	23.1
Muscat of Alexandria	0.0	0.0	0.0	0.0	0.0	0.0	0.0	0.0	0.0	0.0	0.0	0.0	23.7	22.9	0.0	0.0	0.0	23.2	21.7
Palomino *	0.0	0.0	21.7	0.0	0.0	24.7	0.0	0.0	0.0	0.0	21.0	0.0	20.9	0.0	22.0	0.0	0.0	21.0	19.9
Pinot Blanc	22.9	23.6	22.7	23.5	0.0	24.1	22.1	25.5	0.0	0.0	21.0	0.0	0.0	0.0	0.0	0.0	21.0	23.3	23.6
Pinot Gris *	22.9	22.5	24.1	23.7	21.7	23.9	23.7	24.5	22.0	24.0	22.4	21.9	0.0	22.9	0.0	22.8	22.3	22.5	21.7
Roussanne	24.6	22.7	23.9	25.1	0.0	25.8	24.4	25.5	0.0	24.6	24.8	0.0	0.0	0.0	0.0	24.2	0.0	24.9	24.5
Sauvignon Blanc	23.3	23.3	23.2	23.7	22.7	22.7	23.6	23.7	22.0	22.4	22.5	21.6	22.4	23.5	0.0	24.2	22.5	22.8	22.1
Sauvignon Musque	0.0	25.5	24.3	24.2	0.0	22.9	22.5	0.0	0.0	0.0	0.0	0.0	0.0	0.0	0.0	0.0	0.0	24.1	23.4
Sauvignon Vert *	22.2	0.0	0.0	23.0	0.0	0.0	0.0	0.0	0.0	0.0	0.0	0.0	0.0	0.0	0.0	0.0	0.0	22.7	22.8
Semillon	21.4	23.1	23.2	23.9	23.4	24.2	23.2	22.4	21.0	23.6	21.3	21.0	22.2	23.3	0.0	22.8	22.9	22.2	21.4
St. Emilion *	0.0	0.0	0.0	0.0	0.0	0.0	0.0	21.0	0.0	23.0	23.0	0.0	0.0	0.0	0.0	0.0	0.0	22.4	24.0
Symphony	0.0	0.0	0.0	0.0	21.0	0.0	0.0	21.0	23.8	25.2	21.6	15.5	23.6	23.6	0.0	0.0	21.5	22.9	23.3
Tocai Friulano	25.9	0.0	24.2	0.0	0.0	0.0	23.5	24.0	0.0	0.0	19.3	0.0	0.0	0.0	0.0	0.0	0.0	21.3	23.0
Verdelho	0.0	0.0	0.0	0.0	0.0	0.0	0.0	0.0	0.0	23.5	24.0	0.0	0.0	0.0	0.0	0.0	22.4	23.5	23.5
Vernaccia	0.0	0.0	23.2	0.0	0.0	0.0	0.0	0.0	0.0	0.0	0.0	0.0	0.0	0.0	0.0	0.0	0.0	23.2	24.0
Viognier	24.9	24.9	25.9	25.8	28.1	25.0	28.1	26.3	22.0	25.3	25.4	23.6	23.8	0.0	0.0	24.6	26.4	25.1	25.6
White Riesling *	23.7	22.3	24.2	24.9	22.2	23.2	21.9	22.5	22.2	24.2	22.5	22.1	0.0	0.0	25.0	23.3	0.0	22.1	22.4
Other White 1/	0.0	0.0	22.8	22.6	0.0	0.0	22.3	23.5	23.9	23.5	23.2	0.0	21.0	24.2	0.0	0.0	22.0	23.5	22.5
Total White	24.2	23.3	24.8	24.5	23.5	24.0	24.2	24.1	24.1	23.8	23.2	21.9	20.7	21.4	23.4	23.7	23.2	22.2	21.6

TABLE 5: WEIGHTED AVERAGE DEGREES BRIX FOR ALL GRAPES PURCHASED FOR WINE, CONCENTRATE, JUICE, VINEGAR, AND BEVERAGE BRANDY BY CALIFORNIA PROCESSORS FROM THE 2004 CROP BY TYPE, VARIETY, AND REPORTING DISTRICT WHERE GROWN, WITH COMPARISONS

Type and Variety	1	2	3	4	5	6	7	8	9	10	11	12	13	14	15	16	17	2004 State Total	2003 State Total
WINE GRAPES (RED):																			
Aglianico																			
	0.0	0.0	25.1	25.7	0.0	0.0	0.0	0.0	0.0	23.3	0.0	22.9	0.0	0.0	0.0	0.0	0.0	23.5	24.6
Aleatico																			
	0.0	0.0	27.6	0.0	0.0	0.0	0.0	0.0	0.0	0.0	0.0	0.0	23.2	0.0	0.0	0.0	0.0	27.5	23.5
Alicante Bouschet *																			
	25.0	0.0	22.6	0.0	0.0	25.9	0.0	0.0	0.0	23.0	23.6	0.0	23.3	23.2	27.0	28.1	25.9	23.4	22.7
Alvarelhao																			
	0.0	0.0	0.0	0.0	0.0	0.0	0.0	24.7	0.0	24.7	25.5	21.2	0.0	0.0	0.0	0.0	0.0	25.0	25.7
Barbera																			
	26.1	27.3	27.6	26.9	26.8	26.4	25.6	25.7	24.0	26.6	24.2	26.4	23.8	24.6	0.0	26.0	0.0	23.9	23.4
Cabernet Franc																			
	24.2	25.5	25.4	25.7	26.6	24.2	23.6	24.8	0.0	24.7	25.8	0.0	23.0	0.0	0.0	24.2	27.0	25.4	24.9
Cabernet Sauvignon																			
	25.3	25.5	25.6	25.7	24.9	24.8	24.6	24.9	24.3	24.3	25.3	25.5	25.4	24.7	0.0	24.2	24.3	25.3	24.6
Carignane																			
	23.9	0.0	25.0	26.8	26.2	24.8	25.0	24.2	0.0	25.1	24.5	24.0	24.1	0.0	23.5	0.0	0.0	24.2	22.6
Carmenere																			
	21.0	0.0	24.2	24.3	0.0	0.0	0.0	0.0	0.0	0.0	0.0	0.0	0.0	0.0	0.0	24.5	0.0	24.1	21.6
Carmine																			
	0.0	0.0	0.0	0.0	0.0	0.0	0.0	0.0	23.0	0.0	0.0	0.0	0.0	0.0	0.0	0.0	0.0	23.0	22.0
Carnelian																			
	0.0	0.0	0.0	0.0	0.0	0.0	0.0	0.0	0.0	0.0	0.0	0.0	25.0	24.9	0.0	0.0	0.0	25.0	24.6
Centurian																			
	0.0	0.0	0.0	0.0	0.0	0.0	0.0	0.0	0.0	0.0	0.0	0.0	22.9	0.0	0.0	0.0	0.0	22.9	23.6
Charbono																			
	22.8	0.0	23.9	24.2	0.0	24.0	22.2	25.0	0.0	24.6	22.5	0.0	0.0	0.0	0.0	0.0	0.0	24.1	22.3
Cinsaut *																			
	25.3	0.0	25.6	0.0	0.0	25.8	22.5	24.1	0.0	23.7	24.6	0.0	0.0	22.7	0.0	25.5	0.0	24.1	21.5
Counoise																			
	0.0	24.0	23.5	0.0	0.0	22.0	0.0	23.6	0.0	0.0	0.0	22.3	0.0	0.0	0.0	0.0	0.0	22.6	22.7
De Chaunac																			
	0.0	0.0	20.1	0.0	0.0	0.0	0.0	0.0	0.0	0.0	0.0	0.0	0.0	0.0	0.0	0.0	0.0	20.1	22.1
Dolcetto																			
	25.0	0.0	21.6	24.9	0.0	24.2	23.7	24.9	0.0	24.5	25.8	0.0	0.0	0.0	0.0	0.0	0.0	23.9	24.0
Dornfelder																			
	0.0	0.0	0.0	0.0	0.0	0.0	0.0	0.0	0.0	0.0	0.0	24.1	0.0	0.0	0.0	0.0	0.0	24.1	23.0
Early Burgundy																			
	0.0	0.0	0.0	21.5	0.0	0.0	0.0	0.0	0.0	0.0	25.0	0.0	0.0	0.0	0.0	0.0	0.0	24.3	26.0
Freisa																			
	0.0	0.0	25.1	0.0	0.0	0.0	24.8	22.1	0.0	0.0	0.0	22.3	0.0	0.0	0.0	0.0	0.0	24.6	23.1
Gamay (Napa) *																			
	22.3	23.8	23.1	23.5	23.2	0.0	21.8	23.7	24.8	23.0	26.0	0.0	21.4	0.0	0.0	0.0	19.8	21.9	21.8
Gamay Beaujolais																			
	0.0	0.0	0.0	0.0	21.0	0.0	0.0	0.0	0.0	0.0	0.0	0.0	0.0	0.0	19.5	0.0	0.0	20.9	20.0
Graciano																			
	0.0	0.0	0.0	0.0	0.0	0.0	0.0	0.0	0.0	0.0	0.0	0.0	0.0	0.0	0.0	0.0	0.0	0.0	26.5
Grand Noir																			
	0.0	0.0	0.0	0.0	0.0	25.0	0.0	0.0	0.0	0.0	0.0	0.0	0.0	0.0	0.0	0.0	0.0	25.0	25.0
Grenache *																			
	25.1	25.7	25.4	25.6	0.0	27.2	23.9	25.3	26.6	24.9	24.3	22.3	21.1	19.0	22.8	21.4	26.7	21.1	21.9
Lagrein																			
	0.0	0.0	0.0	0.0	0.0	0.0	0.0	26.0	0.0	0.0	0.0	0.0	25.1	0.0	0.0	0.0	0.0	25.5	21.7
Malbec																			
	23.8	25.6	24.8	25.4	24.1	25.0	24.7	24.1	24.0	24.8	24.8	25.6	0.0	21.8	0.0	23.6	0.0	24.3	23.4
Marechal Foch *																			
	0.0	0.0	23.0	0.0	0.0	0.0	0.0	0.0	0.0	0.0	0.0	0.0	0.0	0.0	0.0	0.0	0.0	23.0	0.0
Mataro *																			
	25.0	26.1	25.0	25.7	0.0	25.9	26.3	24.2	0.0	25.1	23.0	23.2	23.4	0.0	25.0	25.1	0.0	25.0	24.8
Merlot																			
	25.1	24.8	25.3	25.5	25.3	25.2	24.5	25.3	24.8	25.2	25.0	25.0	24.3	24.5	26.0	24.9	24.3	24.9	24.6
Meunier *																			
	25.0	0.0	19.9	20.3	0.0	0.0	0.0	0.0	0.0	0.0	0.0	0.0	0.0	0.0	0.0	0.0	0.0	20.1	19.7
Mission																			
	0.0	0.0	0.0	0.0	0.0	0.0	0.0	24.4	0.0	29.0	0.0	27.4	24.2	25.9	25.0	0.0	0.0	24.5	23.1
Montepulciano																			
	24.8	0.0	0.0	0.0	0.0	0.0	0.0	0.0	0.0	25.0	24.8	25.6	0.0	0.0	0.0	0.0	0.0	25.5	25.7
Muscat Hamburg *																			
	0.0	0.0	0.0	0.0	0.0	22.2	0.0	0.0	0.0	0.0	26.3	29.8	25.5	0.0	0.0	0.0	0.0	28.1	25.3
Nebbiolo																			
	25.2	23.0	24.8	25.0	0.0	23.2	24.7	24.1	0.0	25.0	0.0	23.8	0.0	0.0	24.0	0.0	0.0	24.5	24.2
Negrette *																			
	0.0	0.0	0.0	0.0	0.0	0.0	24.8	24.5	0.0	0.0	0.0	0.0	0.0	0.0	0.0	0.0	0.0	24.7	24.1
Negroamaro																			
	25.2	0.0	0.0	0.0	0.0	0.0	0.0	0.0	0.0	0.0	0.0	0.0	0.0	0.0	0.0	0.0	0.0	25.2	24.2
Nero D'Avola *																			
	24.4	0.0	0.0	0.0	0.0	0.0	0.0	0.0	0.0	0.0	0.0	0.0	0.0	0.0	0.0	0.0	0.0	24.4	0.0
Perelli 101																			
	0.0	0.0	0.0	0.0	0.0	0.0	0.0	19.8	0.0	0.0	0.0	0.0	0.0	0.0	0.0	0.0	0.0	19.8	22.0
Petit Verdot																			
	25.1	25.4	24.9	25.8	26.5	24.7	23.6	24.8	24.2	25.6	23.7	25.5	0.0	0.0	24.1	27.0	0.0	24.5	24.9
Petite Sirah																			
	24.8	25.2	25.6	26.7	26.2	26.0	25.9	25.7	25.5	24.8	25.0	27.0	24.7	26.9	0.0	25.6	25.7	25.5	24.7
Pfeffer Cabernet																			
	0.0	0.0	0.0	0.0	0.0	0.0	26.0	0.0	0.0	0.0	0.0	0.0	0.0	0.0	0.0	0.0	0.0	26.0	0.0
Pinot Noir																			
	24.4	25.8	24.9	23.1	25.3	25.8	26.5	25.8	25.1	24.7	24.3	22.5	22.3	23.1	0.0	20.0	25.4	25.1	24.3
Pinotage																			
	26.6	0.0	0.0	27.1	0.0	0.0	0.0	0.0	0.0	24.6	0.0	0.0	0.0	0.0	0.0	0.0	0.0	25.6	25.1
Primitivo																			
	25.0	28.0	25.5	25.7	0.0	0.0	26.1	25.2	0.0	26.1	23.5	25.6	0.0	0.0	0.0	0.0	0.0	24.5	25.3
Refosco *																			
	0.0	0.0	24.8	0.0	0.0	22.0	25.0	22.2	0.0	0.0	23.3	0.0	0.0	0.0	0.0	0.0	0.0	23.4	24.3
Royalty																			
	0.0	0.0	0.0	0.0	0.0	0.0	0.0	0.0	0.0	0.0	23.0	0.0	24.9	23.2	0.0	0.0	0.0	24.0	22.8
Rubired *																			
	0.0	0.0	0.0	0.0	0.0	0.0	0.0	0.0	24.3	0.0	19.8	22.8	23.7	23.4	0.0	0.0	0.0	23.6	23.7
Ruby Cabernet																			
	0.0	0.0	24.0	0.0	0.0	0.0	0.0	0.0	0.0	0.0	23.6	24.8	24.7	23.7	0.0	0.0	0.0	24.4	23.8
Salvador																			
	0.0	0.0	0.0	0.0	0.0	0.0	0.0	0.0	0.0	0.0	0.0	0.0	24.3	22.9	0.0	0.0	0.0	23.1	23.7
Sangiovese *																			
	25.0	27.2	25.3	26.7	0.0	24.4	24.9	25.1	24.0	25.4	24.4	25.1	18.6	23.2	0.0	24.3	23.5	23.5	23.9
Souzao																			
	0.0	23.9	0.0	0.0	0.0	22.4	22.5	24.5	0.0	26.1	27.3	24.2	23.5	0.0	0.0	0.0	0.0	26.0	24.0
Syrah *																			
	25.1	25.2	25.6	26.2	27.1	25.0	25.3	25.2	26.1	25.6	25.6	24.4	24.3	24.6	25.0	27.2	0.0	25.1	24.7
Tannat																			
	0.0	0.0	29.0	0.0	0.0	0.0	26.7	25.7	0.0	0.0	27.1	28.8	25.6	24.2	0.0	0.0	0.0	26.9	23.8
Tempranillo *																			
	0.0	25.3																	

**TABLE 6: WEIGHTED AVERAGE GROWER RETURNS PER TON DELIVERED BASIS PURCHASED FOR
WINE, CONCENTRATE, JUICE, VINEGAR, AND BEVERAGE BRANDY BY CALIFORNIA PROCESSORS
FROM THE 2004 CROP BY TYPE, VARIETY, AND REPORTING DISTRICT WHERE GROWN, WITH COMPARISONS**

Type and Variety	1	2	3	4	5	6	7	8	9	10
	Dollars									
RAISIN GRAPES:										
Dovine	0.00	0.00	0.00	0.00	0.00	0.00	0.00	0.00	0.00	0.00
Fiesta	0.00	0.00	0.00	0.00	0.00	0.00	0.00	0.00	0.00	0.00
Thompson Seedless	0.00	0.00	0.00	0.00	0.00	0.00	0.00	225.00	200.00	0.00
Total Raisin	0.00	0.00	0.00	0.00	0.00	0.00	0.00	225.00	200.00	0.00
TABLE GRAPES:										
Autumn Royal	0.00	0.00	0.00	0.00	0.00	0.00	0.00	0.00	0.00	0.00
Autumn Seedless	0.00	0.00	0.00	0.00	0.00	0.00	0.00	0.00	0.00	0.00
Black Monukka	0.00	0.00	0.00	0.00	0.00	0.00	0.00	0.00	0.00	0.00
Black Prince *	0.00	0.00	0.00	0.00	0.00	0.00	1,000.00	0.00	0.00	0.00
Calmeria	0.00	0.00	0.00	0.00	0.00	0.00	0.00	0.00	0.00	0.00
Christmas Rose	0.00	0.00	0.00	0.00	0.00	0.00	0.00	0.00	0.00	0.00
Emerald Seedless *	0.00	0.00	0.00	0.00	0.00	0.00	0.00	0.00	0.00	0.00
Emperor	0.00	0.00	0.00	0.00	0.00	0.00	0.00	0.00	0.00	0.00
Fantasy Seedless	0.00	0.00	0.00	0.00	0.00	0.00	0.00	0.00	0.00	0.00
Flame Seedless *	0.00	0.00	0.00	0.00	0.00	0.00	0.00	0.00	0.00	0.00
Flame Tokay	0.00	0.00	0.00	0.00	0.00	0.00	0.00	0.00	0.00	0.00
Italia *	0.00	0.00	0.00	0.00	0.00	0.00	0.00	0.00	0.00	0.00
Malaga *	0.00	0.00	0.00	0.00	0.00	0.00	0.00	0.00	0.00	0.00
Princess *	0.00	0.00	0.00	0.00	0.00	0.00	0.00	0.00	0.00	0.00
Red Crimson *	0.00	0.00	0.00	0.00	0.00	0.00	0.00	0.00	0.00	0.00
Red Globe *	0.00	0.00	0.00	0.00	0.00	0.00	0.00	0.00	0.00	0.00
Ribier	0.00	0.00	0.00	0.00	0.00	0.00	0.00	0.00	0.00	0.00
Rouge	0.00	0.00	0.00	0.00	0.00	0.00	0.00	0.00	0.00	0.00
Ruby Seedless *	0.00	0.00	0.00	0.00	0.00	0.00	0.00	0.00	0.00	0.00
Packinghouse Culls	0.00	0.00	0.00	0.00	0.00	0.00	0.00	0.00	0.00	0.00
Other Table 1/	0.00	0.00	0.00	0.00	0.00	0.00	0.00	0.00	0.00	0.00
Total Table	0.00	0.00	0.00	0.00	0.00	0.00	1,000.00	0.00	0.00	0.00
WINE GRAPES (WHITE):										
Arneis	1,000.00	0.00	2,370.79	0.00	0.00	0.00	1,271.78	0.00	0.00	0.00
Burger *	0.00	0.00	0.00	0.00	0.00	0.00	0.00	0.00	0.00	0.00
Chardonnay *	1,064.22	817.32	1,576.16	2,128.66	783.99	907.79	944.06	1,277.77	454.44	892.28
Chenin Blanc	754.11	0.00	530.52	874.55	348.00	0.00	271.67	661.82	340.86	173.60
Cortese	1,000.00	0.00	0.00	0.00	0.00	0.00	0.00	0.00	0.00	0.00
Emerald Riesling	0.00	0.00	0.00	0.00	0.00	0.00	0.00	0.00	0.00	0.00
Flora	0.00	0.00	0.00	1,950.00	0.00	0.00	0.00	0.00	0.00	0.00
French Colombard	721.20	0.00	529.16	0.00	246.64	0.00	200.00	0.00	200.39	0.00
Gewurztraminer	956.81	784.76	1,292.17	931.27	0.00	1,136.65	886.20	817.62	817.79	900.00
Gray Riesling *	0.00	0.00	1,077.19	0.00	0.00	0.00	0.00	0.00	0.00	0.00
Grenache Blanc	0.00	0.00	0.00	0.00	0.00	0.00	1,500.00	1,848.26	0.00	0.00
Malvasia Bianca *	0.00	0.00	1,421.97	0.00	0.00	400.00	1,019.42	1,200.00	0.00	0.00
Marsanne	933.33	0.00	1,641.80	1,714.75	0.00	1,179.00	934.53	1,457.84	0.00	1,377.20
Melon	0.00	0.00	2,170.30	0.00	0.00	0.00	0.00	0.00	0.00	0.00
Montonico	0.00	0.00	0.00	0.00	0.00	400.00	0.00	0.00	0.00	0.00
Muscat Blanc *	1,434.88	941.00	2,170.17	1,402.26	1,099.01	1,300.00	1,254.77	1,009.38	0.00	1,043.46
Muscat Orange	1,190.20	0.00	0.00	0.00	0.00	1,300.00	996.06	1,070.31	700.00	903.46
Muscat of Alexandria	0.00	0.00	0.00	0.00	0.00	0.00	0.00	0.00	0.00	0.00
Palomino *	0.00	0.00	692.59	0.00	0.00	1,250.00	0.00	0.00	0.00	0.00
Pinot Blanc	960.99	1,200.00	1,712.79	1,277.55	0.00	1,350.00	674.84	1,712.44	0.00	0.00
Pinot Gris *	1,232.80	1,300.00	1,569.08	1,997.08	717.69	1,234.40	1,175.26	1,557.89	607.26	1,228.78
Roussanne	1,059.36	1,500.00	1,793.35	1,600.00	0.00	1,310.63	1,348.98	2,258.83	0.00	1,226.27
Sauvignon Blanc	878.12	826.45	1,423.85	1,629.37	457.91	513.33	906.22	918.25	281.35	612.11
Sauvignon Musque	0.00	800.00	1,607.84	1,958.88	0.00	400.00	1,234.25	0.00	0.00	0.00
Sauvignon Vert *	1,200.00	0.00	0.00	1,814.46	0.00	0.00	0.00	0.00	0.00	0.00
Semillon	1,146.61	833.01	1,869.14	2,512.07	600.00	916.41	931.61	532.10	585.00	833.09
St. Emilion *	0.00	0.00	0.00	0.00	0.00	0.00	0.00	600.00	0.00	1,000.00
Symphony	0.00	0.00	0.00	0.00	400.00	0.00	0.00	600.00	304.36	800.00
Tocai Friulano	1,262.15	0.00	1,752.15	0.00	0.00	0.00	1,434.95	1,677.89	0.00	0.00
Verdelho	0.00	0.00	0.00	0.00	0.00	0.00	0.00	0.00	0.00	900.00
Vernaccia	0.00	0.00	1,806.87	0.00	0.00	0.00	0.00	0.00	0.00	0.00
Viognier	1,090.27	1,230.25	1,979.50	1,964.99	609.56	1,032.69	1,366.81	1,319.74	800.00	1,515.01
White Riesling *	1,367.03	1,074.02	2,017.62	2,127.60	971.53	800.00	896.31	897.91	1,200.00	792.00
Other White 1/	0.00	0.00	762.96	2,061.58	0.00	0.00	1,348.74	1,921.38	500.00	968.50
Total White	1,026.21	842.79	1,553.96	1,993.80	643.59	889.07	941.96	1,175.82	443.29	907.48

TABLE 6: WEIGHTED AVERAGE GROWER RETURNS PER TON DELIVERED BASIS PURCHASED FOR WINE, CONCENTRATE, JUICE, VINEGAR, AND BEVERAGE BRANDY BY CALIFORNIA PROCESSORS FROM THE 2004 CROP BY TYPE, VARIETY, AND REPORTING DISTRICT WHERE GROWN, WITH COMPARISONS

Type and Variety	11	12	13	14	15	16	17	2004 State Total	2003 State Total
	Dollars								
RAISIN GRAPES:									
Dovine	0.00	0.00	200.00	200.00	0.00	0.00	0.00	200.00	90.00
Fiesta	0.00	0.00	199.72	200.00	0.00	0.00	0.00	199.74	90.15
Thompson Seedless	0.00	194.80	199.91	199.22	0.00	200.00	0.00	199.86	95.26
Total Raisin	0.00	194.80	199.90	199.31	0.00	200.00	0.00	199.86	95.12
TABLE GRAPES:									
Autumn Royal	0.00	0.00	200.00	200.00	0.00	0.00	0.00	200.00	82.87
Autumn Seedless	0.00	0.00	0.00	0.00	0.00	0.00	0.00	0.00	87.55
Black Monukka	0.00	200.00	198.60	0.00	0.00	0.00	0.00	198.84	91.51
Black Prince *	0.00	0.00	0.00	0.00	0.00	0.00	0.00	1,000.00	0.00
Calmeria	0.00	0.00	0.00	200.00	0.00	0.00	0.00	200.00	83.72
Christmas Rose	0.00	0.00	0.00	200.00	0.00	0.00	0.00	200.00	93.50
Emerald Seedless *	0.00	0.00	0.00	200.00	0.00	0.00	0.00	200.00	124.36
Emperor	0.00	0.00	0.00	200.00	0.00	0.00	0.00	200.00	79.05
Fantasy Seedless	0.00	0.00	0.00	200.00	0.00	0.00	0.00	200.00	89.25
Flame Seedless *	0.00	0.00	200.00	200.00	0.00	200.00	0.00	200.00	96.68
Flame Tokay	194.04	0.00	0.00	0.00	0.00	0.00	0.00	194.04	85.72
Italia *	0.00	0.00	0.00	200.00	0.00	0.00	0.00	200.00	94.77
Malaga *	0.00	0.00	200.00	0.00	0.00	0.00	0.00	200.00	103.92
Princess *	0.00	0.00	200.00	200.00	0.00	0.00	0.00	200.00	79.47
Red Crimson *	0.00	0.00	200.00	200.00	0.00	0.00	0.00	200.00	95.98
Red Globe *	0.00	0.00	0.00	200.00	0.00	0.00	0.00	200.00	89.06
Ribier	0.00	0.00	0.00	200.00	0.00	0.00	0.00	200.00	0.00
Rouge	473.68	0.00	0.00	0.00	0.00	0.00	0.00	473.68	0.00
Ruby Seedless *	0.00	0.00	200.00	200.00	0.00	0.00	0.00	200.00	95.86
Packinghouse Culls	250.00	0.00	0.00	0.00	0.00	0.00	0.00	250.00	0.00
Other Table 1/	325.00	0.00	199.88	194.35	0.00	165.00	0.00	197.13	90.13
Total Table	205.69	200.00	199.88	198.17	0.00	188.14	0.00	198.52	91.35
WINE GRAPES (WHITE):									
Arneis	0.00	0.00	0.00	0.00	0.00	0.00	0.00	2,077.82	2,473.07
Burger *	188.46	185.94	175.00	180.00	0.00	0.00	0.00	177.95	171.81
Chardonnay *	397.74	294.62	278.70	259.63	1,000.00	709.17	518.59	693.77	664.42
Chenin Blanc	256.58	255.05	200.80	194.41	0.00	600.00	364.61	234.20	167.53
Cortese	0.00	0.00	0.00	0.00	0.00	0.00	0.00	1,000.00	1,332.35
Emerald Riesling	0.00	0.00	315.00	309.43	0.00	0.00	0.00	309.71	191.01
Flora	0.00	0.00	0.00	0.00	0.00	0.00	0.00	1,950.00	1,810.80
French Colombard	240.57	213.63	198.61	197.45	0.00	0.00	0.00	201.41	130.84
Gewurztraminer	468.51	450.00	0.00	0.00	0.00	850.00	562.46	877.97	906.30
Gray Riesling *	0.00	0.00	0.00	0.00	0.00	0.00	0.00	1,077.19	1,110.00
Grenache Blanc	0.00	0.00	0.00	0.00	0.00	0.00	0.00	1,634.21	1,864.62
Malvasia Bianca *	293.12	300.00	384.05	277.00	0.00	0.00	0.00	329.50	263.54
Marsanne	813.40	0.00	0.00	0.00	0.00	0.00	0.00	1,141.33	1,301.65
Melon	0.00	0.00	0.00	0.00	0.00	0.00	0.00	2,170.30	2,149.87
Montonico	0.00	0.00	0.00	0.00	0.00	0.00	0.00	400.00	350.00
Muscat Blanc *	507.29	500.00	400.83	400.00	0.00	865.32	578.55	626.59	431.64
Muscat Orange	516.90	435.69	446.49	0.00	0.00	754.28	600.00	605.76	574.37
Muscat of Alexandria	0.00	0.00	297.63	338.28	0.00	0.00	0.00	319.30	182.97
Palomino *	200.00	0.00	200.28	0.00	250.00	0.00	0.00	206.08	133.00
Pinot Blanc	550.00	0.00	0.00	0.00	0.00	0.00	550.00	1,260.59	1,212.73
Pinot Gris *	508.82	424.72	0.00	409.84	0.00	1,200.00	633.82	596.02	663.48
Roussanne	818.18	0.00	0.00	0.00	0.00	1,200.00	0.00	1,775.33	1,747.23
Sauvignon Blanc	458.87	316.45	330.53	344.41	0.00	823.54	506.53	691.69	754.00
Sauvignon Musque	0.00	0.00	0.00	0.00	0.00	0.00	0.00	1,528.91	1,682.46
Sauvignon Vert *	0.00	0.00	0.00	0.00	0.00	0.00	0.00	1,618.03	1,452.14
Semillon	422.54	481.46	282.55	350.00	0.00	686.25	410.96	573.52	584.06
St. Emilion *	250.00	0.00	0.00	0.00	0.00	0.00	0.00	571.43	250.00
Symphony	388.23	353.04	324.65	323.93	0.00	0.00	364.77	344.98	277.41
Tocai Friulano	200.00	0.00	0.00	0.00	0.00	0.00	0.00	713.93	1,407.41
Verdelho	1,084.51	0.00	0.00	0.00	0.00	0.00	800.00	1,000.33	926.49
Vernaccia	0.00	0.00	0.00	0.00	0.00	0.00	0.00	1,806.87	1,978.63
Viognier	527.03	328.49	443.59	0.00	0.00	1,045.08	711.22	699.00	750.95
White Riesling *	500.00	400.00	0.00	0.00	800.00	828.73	0.00	926.55	808.20
Other White 1/	400.00	0.00	197.58	200.00	0.00	0.00	800.00	285.45	127.97
Total White	399.06	289.77	217.12	257.14	520.47	811.89	514.97	487.47	429.17

TABLE 6: WEIGHTED AVERAGE GROWER RETURNS PER TON DELIVERED BASIS PURCHASED FOR WINE, CONCENTRATE, JUICE, VINEGAR, AND BEVERAGE BRANDY BY CALIFORNIA PROCESSORS FROM THE 2004 CROP BY TYPE, VARIETY, AND REPORTING DISTRICT WHERE GROWN, WITH COMPARISONS

Type and Variety	1	2	3	4	5	6	7	8	9	10
	Dollars									
WINE GRAPES (RED):										
Aglianico	0.00	0.00	2,000.00	2,500.00	0.00	0.00	0.00	0.00	0.00	1,156.94
Aleatico	0.00	0.00	2,006.49	0.00	0.00	0.00	0.00	0.00	0.00	0.00
Alicante Bouschet *	1,100.00	0.00	3,121.68	0.00	0.00	670.82	0.00	0.00	0.00	1,365.00
Alvarelhao	0.00	0.00	0.00	0.00	0.00	0.00	0.00	1,175.00	0.00	1,450.00
Barbera	1,379.07	1,095.62	2,928.67	1,769.20	1,949.21	457.14	1,276.61	1,326.49	900.00	1,054.83
Cabernet Franc	1,266.06	1,824.29	2,498.88	3,935.18	1,220.99	1,387.00	708.44	1,069.01	0.00	1,144.66
Cabernet Sauvignon	1,393.49	1,507.51	2,397.71	3,948.16	701.04	736.05	1,083.54	924.82	325.87	1,006.24
Carignane	683.15	0.00	1,477.99	1,796.08	616.21	907.12	700.00	1,000.00	0.00	1,280.00
Carmenere	1,500.00	0.00	1,010.00	2,010.67	0.00	0.00	0.00	0.00	0.00	0.00
Carmine	0.00	0.00	0.00	0.00	0.00	0.00	0.00	0.00	600.00	0.00
Carmelian	0.00	0.00	0.00	0.00	0.00	0.00	0.00	0.00	0.00	0.00
Centurian	0.00	0.00	0.00	0.00	0.00	0.00	0.00	0.00	0.00	0.00
Charbono	1,001.50	0.00	1,615.18	1,921.85	0.00	600.00	1,014.00	1,584.00	0.00	1,288.76
Cinsaut *	2,000.00	0.00	1,860.19	0.00	0.00	1,017.59	1,800.00	750.42	0.00	823.05
Counoise	0.00	2,200.00	1,500.00	0.00	0.00	1,300.00	0.00	1,578.43	0.00	0.00
De Chaunac	0.00	0.00	2,000.00	0.00	0.00	0.00	0.00	0.00	0.00	0.00
Dolcetto	1,423.26	0.00	3,314.52	1,161.24	0.00	1,987.01	1,828.95	1,250.23	0.00	1,453.23
Dornfelder	0.00	0.00	0.00	0.00	0.00	0.00	0.00	0.00	0.00	0.00
Early Burgundy	0.00	0.00	0.00	800.00	0.00	0.00	0.00	0.00	0.00	0.00
Freisa	0.00	0.00	3,329.94	0.00	0.00	0.00	1,000.00	1,400.00	0.00	0.00
Gamay (Napa) *	810.23	700.00	895.40	917.32	602.92	0.00	648.38	759.66	1,000.00	1,500.00
Gamay Beaujolais	0.00	0.00	0.00	0.00	275.00	0.00	0.00	0.00	0.00	0.00
Graciano	0.00	0.00	0.00	0.00	0.00	0.00	0.00	0.00	0.00	0.00
Grand Noir	0.00	0.00	0.00	0.00	0.00	1,500.00	0.00	0.00	0.00	0.00
Grenache *	1,637.13	1,618.12	2,341.60	2,785.54	0.00	756.03	875.47	1,125.14	240.07	1,066.41
Lagrein	0.00	0.00	0.00	0.00	0.00	0.00	0.00	1,476.30	0.00	0.00
Malbec	1,232.57	1,690.73	2,419.96	4,046.56	1,119.92	1,600.00	962.68	1,496.74	900.00	1,357.90
Marechal Foch *	0.00	0.00	2,000.00	0.00	0.00	0.00	0.00	0.00	0.00	0.00
Mataro *	1,900.00	1,200.00	2,565.80	3,563.39	0.00	1,308.87	2,127.27	1,626.08	0.00	1,159.51
Merlot	1,173.67	950.93	1,663.90	2,635.68	778.61	1,028.82	1,070.12	1,019.16	534.46	1,122.87
Meunier *	1,400.00	0.00	1,951.39	1,514.95	0.00	0.00	0.00	0.00	0.00	0.00
Mission	0.00	0.00	0.00	0.00	0.00	0.00	0.00	250.00	0.00	1,227.13
Montepulciano	1,500.00	0.00	0.00	0.00	0.00	0.00	0.00	0.00	0.00	1,200.00
Muscat Hamburg *	0.00	0.00	0.00	0.00	0.00	550.00	0.00	0.00	0.00	0.00
Nebbiolo	1,500.00	1,322.58	6,408.10	1,000.00	0.00	1,850.00	2,500.00	1,701.70	0.00	1,103.44
Negrette *	0.00	0.00	0.00	0.00	0.00	0.00	1,056.34	1,900.00	0.00	0.00
Negroamaro	1,410.81	0.00	0.00	0.00	0.00	0.00	0.00	0.00	0.00	0.00
Nero D'Avola *	1,500.00	0.00	0.00	0.00	0.00	0.00	0.00	0.00	0.00	0.00
Perelli 101	0.00	0.00	0.00	0.00	0.00	0.00	0.00	2,000.00	0.00	0.00
Petit Verdot	1,550.17	1,807.34	2,685.95	5,465.58	2,487.74	688.50	1,942.00	1,213.07	351.89	1,524.01
Petite Sirah	1,478.73	1,494.97	2,445.12	3,221.50	835.31	1,157.53	1,131.68	1,164.83	593.19	1,440.64
Pfeffer Cabernet	0.00	0.00	0.00	0.00	0.00	0.00	1,000.00	0.00	0.00	0.00
Pinot Noir	1,526.87	1,800.00	1,974.75	2,175.24	658.10	2,064.96	1,291.03	2,272.96	1,440.95	1,198.85
Pinotage	1,645.41	0.00	0.00	3,000.00	0.00	0.00	0.00	0.00	0.00	843.75
Primitivo	1,509.70	1,654.60	3,224.29	1,285.76	0.00	0.00	966.67	1,205.07	0.00	862.65
Refosco *	0.00	0.00	1,000.00	0.00	0.00	2,064.29	837.66	950.56	0.00	0.00
Royalty	0.00	0.00	0.00	0.00	0.00	0.00	0.00	0.00	0.00	0.00
Rubired *	0.00	0.00	0.00	0.00	0.00	0.00	0.00	0.00	285.00	0.00
Ruby Cabernet	0.00	0.00	2,100.00	0.00	0.00	0.00	0.00	0.00	0.00	0.00
Salvador	0.00	0.00	0.00	0.00	0.00	0.00	0.00	0.00	0.00	0.00
Sangiovese *	1,348.43	1,792.98	2,195.35	2,177.88	0.00	1,209.43	989.80	973.88	1,066.67	1,246.52
Souzao	0.00	450.00	0.00	0.00	0.00	1,569.23	1,944.39	1,264.68	0.00	1,064.52
Syrah *	1,328.05	1,183.96	2,041.91	2,710.93	670.91	691.38	1,023.76	1,121.75	516.89	1,167.61
Tannat	0.00	0.00	1,625.35	0.00	0.00	0.00	1,000.00	1,576.43	0.00	0.00
Tempranillo *	0.00	2,021.99	1,324.21	2,912.29	0.00	1,200.00	965.42	940.56	1,266.46	1,285.51
Teroldego	0.00	0.00	2,335.86	0.00	0.00	1,368.84	1,648.52	0.00	0.00	0.00
Tinta Cao	0.00	500.00	800.00	1,200.00	0.00	0.00	700.00	1,333.98	0.00	1,212.64
Tinta Madeira	0.00	700.00	0.00	0.00	0.00	0.00	700.00	1,000.00	0.00	0.00
Touriga Francesca	0.00	0.00	0.00	0.00	0.00	0.00	0.00	0.00	0.00	650.00
Touriga Nacional *	0.00	625.00	0.00	0.00	0.00	1,800.00	0.00	1,145.79	0.00	1,303.91
Trousseau *	0.00	0.00	0.00	0.00	0.00	0.00	1,174.17	0.00	0.00	1,432.26
Zinfandel	1,086.87	889.35	2,301.63	1,877.50	572.40	1,154.56	711.89	682.74	297.31	957.15
Other Red 1/	1,028.84	0.00	2,770.70	0.00	1,122.16	762.70	1,461.21	220.11	0.00	1,001.95
Total Red	1,231.48	1,308.97	2,093.13	3,255.54	717.87	983.97	1,099.10	1,042.57	358.55	1,028.40
TOTAL WINE	1,150.98	1,161.30	1,869.14	2,935.77	676.47	947.72	1,015.48	1,073.91	390.87	1,016.67
TOTAL ALL VARIETIES	1,150.98	1,161.30	1,869.14	2,935.77	676.47	947.72	1,015.48	1,071.25	388.25	1,016.67

TABLE 6: WEIGHTED AVERAGE GROWER RETURNS PER TON DELIVERED BASIS PURCHASED FOR WINE, CONCENTRATE, JUICE, VINEGAR, AND BEVERAGE BRANDY BY CALIFORNIA PROCESSORS FROM THE 2004 CROP BY TYPE, VARIETY, AND REPORTING DISTRICT WHERE GROWN, WITH COMPARISONS

Type and Variety	11	12	13	14	15	16	17	2004 State Total	2003 State Total
	Dollars								
WINE GRAPES (RED):									
Aglianico	0.00	1,167.00	0.00	0.00	0.00	0.00	0.00	1,382.19	1,546.28
Aleatico	0.00	0.00	450.00	0.00	0.00	0.00	0.00	1,984.69	2,716.30
Alicante Bouschet *	440.29	0.00	249.82	350.00	400.00	1,400.00	1,000.00	390.83	369.38
Alvarelhao	815.47	1,000.00	0.00	0.00	0.00	0.00	0.00	1,041.26	1,057.65
Barbera	518.59	449.37	227.83	196.89	0.00	600.00	0.00	258.34	204.84
Cabernet Franc	328.34	0.00	208.00	0.00	0.00	873.38	1,600.00	1,169.44	1,458.71
Cabernet Sauvignon	374.14	293.41	273.28	192.65	0.00	724.57	432.50	977.71	1,012.52
Carignane	335.15	200.23	195.41	200.00	0.00	604.66	0.00	292.94	204.14
Carmenere	0.00	0.00	0.00	0.00	0.00	1,365.98	0.00	1,502.97	2,000.00
Carminé	0.00	0.00	0.00	0.00	0.00	0.00	0.00	600.00	600.00
Cameliano	0.00	0.00	200.00	240.28	0.00	0.00	0.00	212.03	167.73
Centurian	0.00	0.00	246.40	0.00	0.00	0.00	0.00	246.40	229.73
Charbono	473.91	0.00	0.00	0.00	0.00	0.00	0.00	1,464.28	1,105.65
Cinsaut *	588.56	0.00	0.00	200.00	0.00	953.40	0.00	576.19	361.82
Counoise	0.00	988.00	0.00	0.00	0.00	0.00	0.00	1,397.45	1,218.83
De Chaunac	0.00	0.00	0.00	0.00	0.00	0.00	0.00	2,000.00	2,000.00
Dolcetto	635.68	0.00	0.00	0.00	0.00	0.00	0.00	1,874.63	1,957.78
Dornfelder	0.00	300.00	0.00	0.00	0.00	0.00	0.00	300.00	400.00
Early Burgundy	400.00	0.00	0.00	0.00	0.00	0.00	0.00	482.35	1,186.91
Freisa	0.00	2,157.00	0.00	0.00	0.00	0.00	0.00	1,946.88	2,141.24
Gamay (Napa) *	400.00	0.00	231.07	0.00	0.00	0.00	295.88	477.80	474.57
Gamay Beaujolais	0.00	0.00	0.00	0.00	0.00	700.00	0.00	292.15	700.00
Graciano	0.00	0.00	0.00	0.00	0.00	0.00	0.00	0.00	1,800.00
Grand Noir	0.00	0.00	0.00	0.00	0.00	0.00	0.00	1,500.00	2,600.00
Grenache *	479.48	259.51	203.66	202.89	615.85	867.66	845.42	232.31	195.45
Lagrein	0.00	0.00	200.00	0.00	0.00	0.00	0.00	752.83	511.12
Malbec	464.09	600.00	0.00	300.00	0.00	1,000.00	0.00	772.02	785.60
Marechal Foch *	0.00	0.00	0.00	0.00	0.00	0.00	0.00	2,000.00	0.00
Mataro *	646.45	678.70	450.00	0.00	300.00	500.00	0.00	1,333.88	1,379.93
Merlot	499.78	400.22	322.83	344.55	1,000.00	912.17	558.25	799.34	795.63
Meunier *	0.00	0.00	0.00	0.00	0.00	0.00	0.00	1,868.57	1,905.80
Mission	0.00	200.00	177.14	175.00	250.00	0.00	0.00	178.55	168.27
Montepulciano	300.00	1,527.00	0.00	0.00	0.00	0.00	0.00	1,503.09	1,103.91
Muscat Hamburg *	739.54	700.00	850.00	0.00	0.00	0.00	0.00	713.25	643.11
Nebbiolo	0.00	4,286.00	0.00	0.00	0.00	900.00	0.00	2,552.53	2,131.50
Negrette *	0.00	0.00	0.00	0.00	0.00	0.00	0.00	1,291.28	1,455.35
Negroamaro	0.00	0.00	0.00	0.00	0.00	0.00	0.00	1,410.81	1,200.00
Nero D'Avola *	0.00	0.00	0.00	0.00	0.00	0.00	0.00	1,500.00	0.00
Perelli 101	0.00	0.00	0.00	0.00	0.00	0.00	0.00	2,000.00	1,000.00
Petit Verdot	444.43	421.59	0.00	0.00	0.00	832.91	1,600.00	1,172.53	1,330.92
Petite Sirah	542.58	501.70	256.75	200.00	0.00	650.00	1,000.62	934.25	916.62
Pfeffer Cabernet	0.00	0.00	0.00	0.00	0.00	0.00	0.00	1,000.00	0.00
Pinot Noir	408.62	442.22	271.22	175.00	0.00	900.00	600.00	1,620.15	1,614.61
Pinotage	0.00	0.00	0.00	0.00	0.00	0.00	0.00	1,330.43	1,478.82
Primitivo	200.00	400.00	0.00	0.00	0.00	0.00	0.00	797.72	913.39
Refosco *	200.00	0.00	0.00	0.00	0.00	0.00	0.00	357.37	360.78
Royalty	220.00	0.00	200.00	185.69	0.00	0.00	0.00	192.77	97.08
Rubired *	200.00	198.07	213.05	202.01	0.00	0.00	0.00	209.93	157.00
Ruby Cabernet	329.89	244.85	249.52	241.71	0.00	0.00	0.00	247.92	236.42
Salvador	0.00	0.00	200.00	198.91	0.00	0.00	0.00	199.01	177.96
Sangiovese *	326.69	400.00	194.04	166.95	0.00	863.64	275.00	693.36	711.48
Souzao	433.51	822.99	800.00	0.00	0.00	0.00	0.00	745.96	1,159.22
Syrah *	433.52	312.33	241.19	328.39	515.00	996.13	672.13	666.63	600.78
Tannat	361.47	412.55	226.04	255.68	0.00	0.00	0.00	362.99	357.15
Tempranillo *	579.34	297.97	257.17	275.00	500.00	945.77	0.00	526.81	388.69
Teroldego	0.00	0.00	0.00	0.00	0.00	0.00	0.00	1,573.64	1,509.17
Tinta Cao	665.87	1,000.00	423.61	0.00	0.00	0.00	0.00	920.36	983.04
Tinta Madeira	0.00	0.00	564.10	0.00	0.00	0.00	0.00	588.78	809.84
Touriga Francesca	950.00	0.00	0.00	0.00	0.00	0.00	0.00	909.02	950.00
Touriga Nacional *	623.71	1,161.22	544.34	0.00	0.00	0.00	0.00	738.73	823.05
Trousseau *	518.94	0.00	0.00	0.00	0.00	0.00	0.00	936.03	1,133.06
Zinfandel	406.59	333.69	306.16	318.43	899.43	963.99	381.70	473.47	427.78
Other Red 1/	715.30	1,389.88	179.49	200.00	0.00	0.00	480.99	528.55	256.66
Total Red	420.90	332.29	244.36	246.05	658.92	830.72	565.37	626.69	608.61
TOTAL WINE	413.88	314.88	233.11	250.99	650.29	824.85	528.01	571.36	533.60
TOTAL ALL VARIETIES	413.00	314.21	218.24	236.64	650.29	303.98	528.01	482.26	471.44

* Synonyms for variety names are shown on Page 5.

1/ Other categories include minor and mixed varieties.

**TABLE 7: TONS OF GRAPES PURCHASED BY CALIFORNIA WINERIES AS DISTILLING MATERIAL
OTHER THAN BEVERAGE BRANDY FROM THE 2004 CROP BY TYPE AND VARIETY, WITH COMPARISONS**

Type and Variety	Distilling Material Purchased		Average Degrees Brix Distilling		Average Price Per Ton	
	2004	2003	2004	2003	2004	2003
	Tons		Degrees Brix		Dollars	
RAISIN GRAPES:						
Thompson Seedless	100.1	0.0	11.8	0.0	50.20	0.00
Total Raisin	100.1	0.0	11.8	0.0	50.20	0.00
WINE GRAPES (WHITE):						
Burger *	22.3	0.0	16.5	0.0	82.50	0.00
Chardonnay *	0.0	64.2	0.0	23.1	0.00	75.04
Muscat of Alexandria	9.2	0.0	20.0	0.0	100.00	0.00
Sauvignon Blanc	0.0	24.2	0.0	19.2	0.00	62.40
Total White	31.5	88.4	17.5	22.0	87.61	71.58
WINE GRAPES (RED):						
Pinot Noir	0.0	24.1	0.0	20.8	0.00	67.60
Zinfandel	0.0	23.4	0.0	16.8	0.00	54.60
Other Red 1/	0.0	176.8	0.0	24.1	0.00	75.00
Total Red	0.0	224.3	0.0	23.0	0.00	72.08
TOTAL WINE	31.5	312.7	17.5	22.7	87.61	71.94
TOTAL ALL VARIETIES	131.6	312.7	13.2	22.7	59.16	71.94

* Synonyms for variety names are shown on Page 5.

1/ Other categories include minor and mixed varieties.

TABLE 8: BASE PRICE PAID TO GROWERS FOR GRAPES CRUSHED AND DELIVERED TO CALIFORNIA PROCESSORS FROM THE 2004 CROP WITH BRIX FACTORS AND PURCHASED TONNAGE, BY TYPE, VARIETY, REPORTING DISTRICT WHERE GROWN, AND WEIGHTED AVERAGE BASE PRICE.

District, Type, and Variety	Base Price Per Ton	Brix Factors	Tons
	Dollars	Code a/	

District, Type, and Variety	Base Price Per Ton	Brix Factors	Tons
	Dollars	Code a/	

DISTRICT 01

WINE GRAPES (WHITE)

Arneis	1,000.00	010000	2.0
Wtd. Avg. Base & Total Tons	1,000.00		2.0
Chardonnay *	219.53	006070	20.6
	500.00	000100	79.2
	550.00	000100	176.1
	600.00	000100	489.3
	600.00	016700	29.0
	700.00	000100	105.1
	700.00	010000	1.3
	750.00	000100	533.9
	800.00	000100	1,642.3
	800.00	010000	123.2
	800.00	012100	44.7
	800.00	014100	15.1
	800.00	015800	58.4
	800.00	016100	217.3
	800.00	016300	42.3
	850.00	000100	412.1
	850.00	067351	22.3
	875.00	000100	6.2
	900.00	000100	140.0
	900.00	005100	22.2
	900.00	010000	27.0
	900.00	056555	285.0
	925.00	005100	163.0
	1,000.00	000100	359.9
	1,000.00	010000	23.3
	1,000.00	012400	3.0
	1,000.00	016100	97.7
	1,050.00	000100	176.9
	1,056.00	002300	15.4
	1,056.28	000100	83.0
	1,056.28	005200	49.7
	1,063.41	017700	6.6
	1,063.56	000100	43.8
	1,063.56	002700	107.5
	1,065.90	068755	13.5
	1,100.00	000100	36.4
	1,100.00	005100	93.6
	1,100.00	016100	18.8
	1,119.20	000100	274.9
	1,143.33	012100	28.5
	1,165.76	011400	130.8
	1,170.00	000100	19.6
	1,170.00	017900	18.3
	1,175.00	000100	206.1
	1,199.14	000100	466.5
	1,199.14	012100	41.1
	1,200.00	000100	256.1
	1,200.00	006045	40.0
	1,200.00	016100	20.9
	1,200.00	016500	11.2
	1,220.11	016100	1,216.2
	1,229.85	016100	268.0
	1,283.62	002100	227.0
	1,299.66	002700	172.1
	1,300.00	000100	420.6
	1,300.00	005100	20.7
	1,300.00	012400	105.1
	1,310.67	010000	130.0
	1,318.50	000100	24.7
	1,319.04	000100	20.8
	1,350.00	000100	197.9
	1,354.00	000100	41.8
	1,381.00	000100	93.6
	1,500.00	000100	1.2
	1,500.00	016500	20.2
	1,550.00	000100	33.1
	1,550.00	068755	3.8
	1,565.05	000100	122.7
	1,572.00	000100	93.4
	1,600.00	006070	15.2

	1,648.13	000100	30.2
	1,677.00	000100	12.2
	1,700.00	016500	10.0
	1,900.00	000100	89.3
	2,000.00	000100	5.6
	2,000.00	017900	3.3
	2,111.06	000100	212.3
	2,200.80	006070	46.3
	2,400.00	012400	4.9
	2,500.00	000100	11.6
	3,600.00	000100	16.7
Wtd. Ave. Base & Total Tons	1,061.88		10,969.2
Chenin Blanc	400.00	000100	23.9
	400.00	005400	29.8
	450.00	000100	43.0
	600.00	008400	19.6
	700.00	000100	6.4
	800.00	008200	667.9
	888.08	001700	22.6
	900.00	000100	12.2
Wtd. Ave. Base & Total Tons	754.11		825.4
Cortese	1,000.00	000100	2.6
Wtd. Ave. Base & Total Tons	1,000.00		2.6
French Colombard	375.00	008400	10.5
	500.00	006500	8.1
	569.02	000100	53.7
	700.00	000100	24.0
	800.00	000100	40.4
	900.00	000100	61.1
Wtd. Ave. Base & Total Tons	721.20		197.8
Gewurztraminer	750.00	000100	169.7
	750.00	009700	165.1
	800.00	009600	3.5
	900.00	008400	9.4
	900.00	009600	29.0
	900.00	016455	25.5
	950.00	015800	54.6
	955.70	000100	44.3
	1,100.00	057530	22.1
	1,200.00	000100	3.4
	1,200.00	012400	8.8
	1,250.00	002300	1.9
	1,300.00	006070	1.9
	1,322.00	000100	13.3
	1,400.00	012400	6.0
	1,500.00	000100	3.9
	1,500.00	002300	3.2
	1,500.00	008500	4.3
	1,500.00	012400	2.5
	1,700.00	000100	67.1
	2,000.00	016100	1.5
Wtd. Ave. Base & Total Tons	956.81		641.0
Marsanne	800.00	012100	4.1
	1,000.00	012100	1.0
	1,000.00	012400	7.2
Wtd. Ave. Base & Total Tons	933.33		12.3
Muscat Blanc *	1,400.00	017300	93.3
	1,563.47	001900	6.3
	1,600.00	000100	14.8
Wtd. Ave. Base & Total Tons	1,434.88		114.4
Muscat Orange	1,190.20	012500	37.4
Wtd. Ave. Base & Total Tons	1,190.20		37.4

TABLE 8: BASE PRICE PAID TO GROWERS FOR GRAPES CRUSHED AND DELIVERED TO CALIFORNIA PROCESSORS FROM THE 2004 CROP WITH BRIX FACTORS AND PURCHASED TONNAGE, BY TYPE, VARIETY, REPORTING DISTRICT WHERE GROWN, AND WEIGHTED AVERAGE BASE PRICE.

District, Type, and Variety	Base Price Per Ton	Brix Factors	Tons
	Dollars	Code a/	

District, Type, and Variety	Base Price Per Ton	Brix Factors	Tons
	Dollars	Code a/	

DISTRICT 01 (Cont'd.)

Pinot Blanc	700.00	012100	36.7
	1,178.80	016100	25.1
	1,800.00	000100	1.8
	1,800.00	012600	3.1
Wtd. Ave. Base & Total Tons	960.99		66.7
Pinot Gris *	1,000.00	000100	7.2
	1,000.00	008800	34.1
	1,000.00	009600	54.1
	1,064.00	000100	10.8
	1,200.00	000100	17.6
	1,300.00	000100	5.8
	1,315.92	016100	9.0
	1,350.00	012400	3.4
	1,400.00	000100	9.2
	1,400.00	006045	26.6
	1,400.00	012100	4.7
	1,411.73	012500	9.9
	1,500.00	000100	5.3
	1,600.00	000100	11.6
	1,600.00	012400	6.3
	1,700.00	000100	11.7
	2,000.00	012600	1.4
Wtd. Ave. Base & Total Tons	1,232.80		228.7
Roussanne	800.00	012100	2.7
	1,000.00	012100	5.5
	1,200.00	000100	7.3
Wtd. Ave. Base & Total Tons	1,059.35		15.5
Sauvignon Blanc	500.00	000100	260.8
	500.00	009600	244.2
	500.00	012100	4.0
	650.00	056338	58.4
	700.00	011100	46.6
	749.00	043750	16.5
	800.00	000100	144.8
	800.00	012400	17.4
	825.00	000100	32.3
	873.04	000100	7.6
	875.00	016100	67.0
	900.00	000100	26.9
	900.00	008400	17.6
	900.00	050600	5.5
	924.29	000100	69.8
	936.00	002300	30.6
	936.57	002700	112.3
	950.00	000100	32.4
	1,000.00	000100	101.3
	1,000.00	008400	29.7
	1,000.00	009800	15.0
	1,000.00	013500	11.0
	1,000.00	017300	21.0
	1,030.00	016100	12.5
	1,045.00	000100	27.5
	1,100.00	000100	9.8
	1,100.00	012100	12.5
	1,105.13	009900	37.5
	1,112.31	000100	10.9
	1,139.39	001900	110.4
	1,150.00	000100	3.9
	1,150.00	010000	4.7
	1,150.00	017300	8.4
	1,180.54	008200	35.9
	1,185.48	002700	137.3
	1,200.00	000100	4.5
	1,200.00	012100	14.0
	1,250.00	000100	3.0
	1,328.00	000100	6.5
	1,400.00	012400	6.3
	1,436.78	009600	44.6
	1,460.00	000100	24.2
	1,500.00	000100	5.7

	1,600.00	000100	15.9
	1,626.46	000100	20.4
	2,000.00	016100	2.3
Wtd. Ave. Base & Total Tons	878.12		1,931.4
Sauvignon Vert *	1,200.00	000100	3.9
Wtd. Ave. Base & Total Tons	1,200.00		3.9
Semillon	600.00	016100	21.0
	1,000.00	000100	16.5
	1,150.00	010000	6.4
	1,250.00	000100	2.1
	1,328.00	000100	0.4
	1,460.00	000100	5.3
	1,835.47	009600	23.6
Wtd. Ave. Base & Total Tons	1,204.13		75.3
Tocai Friulano	1,000.00	000100	2.7
	1,300.00	009800	18.7
Wtd. Ave. Base & Total Tons	1,262.15		21.4
Viognier	500.00	016100	51.9
	800.00	000100	7.5
	800.00	015800	1.0
	900.00	000100	1.5
	1,000.00	016100	65.8
	1,199.14	000100	106.8
	1,271.66	000100	22.6
	1,400.00	012400	30.7
	1,515.34	012500	14.9
	1,600.00	017900	3.5
	2,750.00	016400	3.6
Wtd. Ave. Base & Total Tons	1,090.27		309.8
White Riesling *	384.00	000100	0.9
	750.00	000100	4.3
	1,000.00	016400	4.9
	1,150.00	009600	43.1
	1,200.00	000100	5.0
	1,300.00	000100	9.3
	1,350.00	000100	4.8
	1,400.00	000100	32.6
	1,400.00	012400	4.0
	1,500.00	000100	36.5
	1,500.00	008500	37.3
	1,600.00	000100	17.0
	2,025.00	000100	1.9
Wtd. Ave. Base & Total Tons	1,367.03		201.6

WINE GRAPES (RED)

Alicante Bouschet *	1,100.00	000100	0.8
Wtd. Ave. Base & Total Tons	1,100.00		0.8
Barbera	1,200.00	000100	11.0
	1,300.00	018600	3.0
	1,357.00	000100	6.5
	1,450.00	000100	9.1
	1,500.00	000100	14.1
Wtd. Ave. Base & Total Tons	1,379.07		43.7
Cabernet Franc	1,130.21	016100	60.7
	1,500.00	010000	6.9
	1,650.00	000100	5.6
	3,000.00	002500	0.8
	3,200.00	000100	1.6
Wtd. Ave. Base & Total Tons	1,266.05		75.6

TABLE 8: BASE PRICE PAID TO GROWERS FOR GRAPES CRUSHED AND DELIVERED TO CALIFORNIA PROCESSORS FROM THE 2004 CROP WITH BRIX FACTORS AND PURCHASED TONNAGE, BY TYPE, VARIETY, REPORTING DISTRICT WHERE GROWN, AND WEIGHTED AVERAGE BASE PRICE.

District, Type, and Variety	Base Price Per Ton	Brix Factors	Tons	District, Type, and Variety	Base Price Per Ton	Brix Factors	Tons	
	Dollars	Code a/			Dollars	Code a/		
DISTRICT 01 (Cont'd.)								
Cabernet Sauvignon	325.00	068755	199.0		2,000.00	000100	63.6	
	350.00	016100	17.6		2,030.00	002100	4.4	
	350.00	068755	36.6		2,062.90	000100	101.7	
	400.00	014100	22.5		2,105.74	002100	74.9	
	400.00	016100	16.2		2,139.56	017200	25.4	
	500.00	000100	10.3		2,148.36	000100	13.5	
	500.00	012100	8.6		2,150.64	012600	102.5	
	500.00	016300	10.0		2,151.76	016200	7.2	
	500.00	018200	27.4		2,200.00	000100	122.4	
	550.00	000100	53.0		2,323.10	000100	18.5	
	600.00	000100	32.4		2,330.16	000100	100.8	
	600.00	016100	12.2		2,400.00	000100	16.1	
	650.00	000100	22.8		2,500.00	001900	0.9	
	700.00	000100	35.4		2,500.00	002500	1.0	
	700.00	010000	21.4		2,530.00	000100	0.5	
	750.00	000100	23.0		2,556.31	000100	51.2	
	800.00	000100	540.0		2,783.18	000100	11.6	
	800.00	012100	32.1		3,000.00	016300	8.3	
	800.00	016100	111.0		4,400.00	010000	8.6	
	800.00	016300	2.8					
	800.00	017700	37.7		Wtd. Ave. Base & Total Tons	1,391.41		5,281.2
	900.00	000100	5.8		Carignane	300.00	000100	21.4
	900.00	010000	9.4			300.00	016300	0.8
	900.00	056558	82.0			350.00	016100	24.2
	941.24	000100	10.0			380.00	000100	7.0
	950.00	000100	10.5			400.00	000100	43.6
	950.00	010000	7.0			450.00	012400	28.1
	1,000.00	000100	103.4			455.00	000100	56.0
	1,000.00	012400	24.4			500.00	000100	129.1
	1,000.00	015800	10.0			500.00	012100	137.7
	1,000.00	016100	33.1			550.00	000100	1.7
	1,000.00	017900	3.0			550.00	016300	7.2
	1,000.00	056558	35.7			600.00	000100	27.7
	1,020.60	012100	89.0			600.00	010000	7.7
	1,100.00	000100	27.0			600.00	012400	299.9
	1,140.00	000100	52.3			600.00	015050	4.8
	1,150.00	000100	252.3			600.00	016100	15.6
	1,200.00	000100	183.2			625.00	016100	17.6
	1,200.00	016100	59.9			650.00	000100	6.5
	1,250.00	000100	127.8			650.00	010000	34.4
	1,250.00	017520	1.8			675.00	000100	1.7
	1,260.00	000100	27.4			676.32	016200	1.4
	1,300.00	000100	19.1			681.75	000100	1.2
	1,319.41	000100	52.4			700.00	000100	67.6
	1,350.00	016100	37.4			700.00	010000	75.7
	1,384.00	000100	10.4			700.00	012100	73.6
	1,400.00	000100	135.9			700.00	012400	22.2
	1,446.00	000100	78.7			712.50	000100	12.5
	1,450.00	000100	13.3			750.00	000100	6.7
	1,500.00	000100	99.9			750.00	010000	14.0
1,500.00	010000	10.2			751.86	000100	13.8	
1,500.00	012100	4.7			800.00	000100	38.7	
1,550.00	017200	252.9			800.00	018200	2.8	
1,600.00	000100	214.0			900.00	000100	19.8	
1,600.00	016455	26.7			909.00	000100	5.5	
1,650.00	000100	16.9			950.00	000100	156.8	
1,750.00	000100	17.6			1,000.00	000100	11.2	
1,750.00	012600	1.8			1,000.00	016300	154.7	
1,752.14	000100	48.3			1,100.00	000100	5.4	
1,752.14	016100	11.8			1,200.00	012100	0.5	
1,752.14	066370	125.9			1,400.00	000100	5.3	
1,762.97	000100	130.7			2,154.20	000100	9.9	
1,762.97	002700	63.6		Wtd. Ave. Base & Total Tons	683.15		1,572.0	
1,764.95	012100	16.2		Carmenere	1,500.00	010000	0.4	
1,768.81	016200	18.5		Wtd. Ave. Base & Total Tons	1,500.00		0.4	
1,770.80	017700	6.9		Charbono	700.00	009600	10.6	
1,785.55	016100	24.7			700.00	016300	3.7	
1,800.00	000100	97.2			1,000.00	034060	14.1	
1,800.00	016300	53.6			1,300.00	000100	7.0	
1,900.00	000100	58.6			1,500.00	000100	4.5	
1,912.00	000100	18.1		Wtd. Ave. Base & Total Tons	1,001.50		39.9	
1,927.35	000100	33.7						
1,927.35	017500	45.7						
1,939.00	017900	34.9						
1,979.09	016100	318.4						
1,985.57	000100	22.4						

TABLE 8: BASE PRICE PAID TO GROWERS FOR GRAPES CRUSHED AND DELIVERED TO CALIFORNIA PROCESSORS FROM THE 2004 CROP WITH BRIX FACTORS AND PURCHASED TONNAGE, BY TYPE, VARIETY, REPORTING DISTRICT WHERE GROWN, AND WEIGHTED AVERAGE BASE PRICE.

District, Type, and Variety	Base Price Per Ton	Brix Factors	Tons	District, Type, and Variety	Base Price Per Ton	Brix Factors	Tons
	Dollars	Code a/			Dollars	Code a/	
DISTRICT 01 (Cont'd.)					1,200.00	000100	204.0
Cinsaut *	2,000.00	000100	0.3		1,200.00	052050	9.1
Wtd. Ave. Base & Total Tons	2,000.00		0.3		1,260.00	000100	43.7
Dolcetto	1,211.00	017900	8.6		1,260.85	000100	4.2
	1,300.00	000100	9.1		1,261.00	002400	27.2
	1,500.00	000100	38.4		1,265.00	002100	38.1
Wtd. Ave. Base & Total Tons	1,423.25		56.1		1,265.11	000100	261.3
Gamay (Napa) *	700.00	016300	1.3		1,265.11	017700	11.6
	750.00	000100	8.8		1,328.37	016100	276.9
	900.00	000100	7.5		1,350.00	000100	15.1
Wtd. Ave. Base & Total Tons	810.23		17.6		1,350.00	010000	5.8
Grenache *	800.00	000100	15.7		1,386.94	000100	30.2
	900.00	000100	6.1		1,391.00	016100	36.9
	1,000.00	000100	13.9		1,392.00	002100	116.3
	1,200.00	000100	3.2		1,400.00	000100	219.2
	1,200.00	012400	15.4		1,400.00	002100	21.1
	1,400.00	000100	3.0		1,400.00	066370	17.7
	1,400.00	018970	3.4		1,423.25	000100	99.5
	1,500.00	000100	21.5		1,450.00	000100	162.7
	1,500.00	012000	5.4		1,500.00	000100	20.8
	1,600.00	000100	2.2		1,500.00	016100	254.9
	1,600.00	012400	3.5		1,500.00	018580	5.8
	1,600.00	016100	3.0		1,508.06	015100	94.0
	1,865.00	016100	19.9		1,514.00	000100	81.8
	2,000.00	000100	3.9		1,529.00	016200	9.0
	2,334.96	000100	47.7		1,529.89	016100	48.6
Wtd. Ave. Base & Total Tons	1,631.65		167.8		1,566.37	000100	47.3
Malbec	1,000.00	000100	10.2		1,579.74	000100	32.4
	1,000.00	012400	1.2		1,600.00	000100	27.0
	1,200.00	016200	12.8		1,635.59	002100	8.0
	1,500.00	010000	10.2		1,641.00	000100	84.0
	1,800.00	000100	0.6		1,600.00	000100	27.0
Wtd. Ave. Base & Total Tons	1,232.57		35.0		1,635.59	002100	8.0
Mataro *	1,900.00	000100	1.5		1,641.00	000100	84.0
Wtd. Ave. Base & Total Tons	1,900.00		1.5		1,658.39	000100	207.8
Merlot	400.00	016100	16.1		1,663.00	052050	20.9
	500.00	000100	31.5		1,717.99	000100	338.4
	500.00	018200	7.2		1,755.27	000100	62.9
	550.00	012100	43.3		2,000.00	000100	56.2
	550.00	012600	62.5		2,000.00	012400	3.3
	600.00	016100	48.4		2,500.00	000100	18.3
	700.00	000100	217.2		2,500.00	016500	1.6
	800.00	000100	438.5		2,650.00	016300	5.3
	800.00	012400	8.7		3,000.00	002300	1.3
	850.00	000100	315.4		3,400.00	000100	2.9
	900.00	000100	100.0		3,500.00	000100	1.0
	900.00	016100	57.5		3,600.00	002500	1.3
	900.00	017900	410.4	Wtd. Ave. Base & Total Tons	1,173.67		6,175.4
	900.00	068455	145.1	Meunier *	1,400.00	000100	7.8
	900.00	068755	29.9	Wtd. Ave. Base & Total Tons	1,400.00		7.8
	925.00	000100	55.7	Montepulciano	1,500.00	016100	13.5
	925.00	068455	68.9	Wtd. Ave. Base & Total Tons	1,500.00		13.5
	925.00	068755	150.9	Nebbiolo	1,500.00	000100	13.2
	950.00	067653	47.8	Wtd. Ave. Base & Total Tons	1,500.00		13.2
	950.00	068755	352.8	Negroamaro	1,200.00	000100	1.1
	1,000.00	000100	175.1		1,500.00	000100	2.6
	1,000.00	016100	92.0	Wtd. Ave. Base & Total Tons	1,410.81		3.7
	1,000.00	016300	3.6	Nero D'Avola *	1,500.00	016100	2.4
	1,020.60	000100	94.0	Wtd. Ave. Base & Total Tons	1,500.00		2.4
	1,056.19	000100	42.4	Petit Verdot	725.00	000100	7.9
	1,075.00	067653	21.4		1,500.00	010000	3.7
	1,080.00	000100	24.5		1,600.00	000100	12.6
	1,100.00	000100	1.5		1,800.00	016300	15.0
	1,100.00	016100	27.1		2,050.00	010000	1.8
	1,100.00	066370	50.6		2,200.00	000100	2.2
				Wtd. Ave. Base & Total Tons	1,550.17		43.2

TABLE 8: BASE PRICE PAID TO GROWERS FOR GRAPES CRUSHED AND DELIVERED TO CALIFORNIA PROCESSORS FROM THE 2004 CROP WITH BRIX FACTORS AND PURCHASED TONNAGE, BY TYPE, VARIETY, REPORTING DISTRICT WHERE GROWN, AND WEIGHTED AVERAGE BASE PRICE.

District, Type, and Variety	Base Price Per Ton	Brix Factors	Tons
	Dollars	Code a/	

District, Type, and Variety	Base Price Per Ton	Brix Factors	Tons
	Dollars	Code a/	

DISTRICT 01 (Cont'd.)

Petite Sirah	800.00	000100	168.5
	800.00	016300	3.2
	900.00	000100	52.7
	936.57	068460	12.6
	1,000.00	000100	31.1
	1,080.00	012100	39.3
	1,100.00	016100	10.4
	1,200.00	000100	1.5
	1,200.00	002500	6.1
	1,200.00	010000	4.9
	1,200.00	012400	20.5
	1,200.00	016100	10.3
	1,200.00	016300	37.1
	1,200.00	018580	99.4
	1,203.30	014100	16.8
	1,260.00	018300	7.2
	1,300.00	000100	27.8
	1,350.00	000100	4.0
	1,395.00	000100	33.2
	1,400.00	000100	33.9
	1,500.00	000100	65.9
	1,500.00	016100	9.4
	1,515.00	000100	7.4
	1,600.00	000100	148.3
	1,600.00	066370	46.3
	1,618.64	012400	10.7
	1,629.35	016200	5.2
	1,630.00	000100	0.2
	1,631.17	017700	7.4
	1,700.00	018970	1.2
	1,750.00	000100	68.8
	1,800.00	000100	83.9
	1,800.00	017900	3.0
	2,000.00	000100	14.5
	2,000.00	016100	3.1
	2,000.00	016300	1.0
	2,000.00	017200	6.4
	2,000.00	017900	3.9
	2,051.10	012800	23.2
	2,200.00	000100	2.7
	2,235.20	012600	65.5
	2,300.00	000100	6.4
	2,350.00	017520	3.1
	2,425.00	000100	48.7
	2,459.52	000100	2.1
	2,483.56	000100	21.2
	2,600.00	000100	6.0
	2,800.00	000100	7.3
	3,000.00	000100	3.0
Wtd. Ave. Base & Total Tons	1,477.43		1,296.3
Pinot Noir	263.62	006070	65.9
	384.00	000100	15.5
	400.00	000100	16.9
	500.00	000100	61.9
	600.00	000100	88.3
	600.00	056334	137.3
	700.00	000100	6.8
	700.00	010000	2.5
	725.00	010000	82.6
	800.00	000100	22.8
	800.00	010000	22.5
	800.00	012100	52.1
	800.00	016100	42.9
	900.00	056558	77.5
	900.00	068455	20.2
	994.00	000100	18.1
	1,000.00	000100	10.9
	1,000.00	016500	1.4
	1,000.00	019150	1.5
	1,200.00	000100	50.5
	1,200.00	005100	39.7
	1,200.00	006045	56.3
	1,200.00	016100	17.7
	1,221.78	000100	2.7

	1,300.00	005100	9.3
	1,300.00	014100	12.1
	1,350.00	000100	19.0
	1,357.47	005100	37.2
	1,493.00	016100	11.8
	1,500.00	000100	68.5
	1,500.00	016300	10.5
	1,500.00	016400	40.6
	1,500.00	018200	8.3
	1,520.00	002700	10.9
	1,550.00	017900	15.4
	1,600.00	000100	14.1
	1,687.00	000100	27.2
	1,726.38	012500	72.0
	1,750.00	000100	11.2
	1,750.00	006070	20.7
	1,800.00	000100	10.5
	1,800.00	016300	58.8
	1,800.00	016500	3.1
	1,812.93	000100	11.0
	1,816.00	000100	38.0
	1,825.00	006070	10.6
	1,900.00	000100	6.0
	1,900.00	018300	0.3
	1,982.69	000100	4.3
	2,000.00	000100	37.2
	2,000.00	002300	53.2
	2,000.00	012600	2.0
	2,000.00	015800	0.9
	2,000.00	016100	7.4
	2,000.00	016300	10.5
	2,000.00	016400	4.9
	2,024.00	000100	14.7
	2,100.00	000100	85.6
	2,100.00	002300	1.9
	2,141.30	006070	34.0
	2,200.00	000100	6.4
	2,250.00	000100	4.6
	2,300.00	000100	2.5
	2,300.00	013000	10.7
	2,300.00	017900	2.3
	2,400.00	000100	4.0
	2,400.00	016500	4.5
	2,408.00	000100	7.1
	2,500.00	010100	2.6
	2,500.00	016100	1.6
	2,500.00	016500	4.2
	2,600.00	000100	5.8
	2,700.00	000100	22.5
	2,800.00	016100	1.6
	2,941.18	000100	11.9
	2,950.00	012400	2.6
	2,983.80	016400	18.8
	3,000.00	010100	1.7
	3,000.00	017900	2.6
	3,012.00	000100	25.7
	3,198.95	017900	27.6
	3,200.00	000100	2.8
	3,200.00	012400	2.5
	3,548.27	010100	2.8
	3,600.00	000100	8.5
	3,600.00	002100	2.0
	3,688.29	000100	10.1
	4,484.49	010100	3.4
	4,694.96	010100	2.0
	5,463.68	000100	20.5
	8,081.54	000100	21.5
Wtd. Ave. Base & Total Tons	1,523.31		1,945.6
Pinotage	1,587.06	017700	2.9
	1,700.00	000100	3.1
Wtd. Ave. Base & Total Tons	1,645.41		6.0
Primitivo	1,000.00	012400	5.4
	1,450.00	000100	1.4
	1,641.00	017900	21.6
Wtd. Ave. Base & Total Tons	1,509.70		28.4

TABLE 8: BASE PRICE PAID TO GROWERS FOR GRAPES CRUSHED AND DELIVERED TO CALIFORNIA PROCESSORS FROM THE 2004 CROP WITH BRIX FACTORS AND PURCHASED TONNAGE, BY TYPE, VARIETY, REPORTING DISTRICT WHERE GROWN, AND WEIGHTED AVERAGE BASE PRICE.

District, Type, and Variety	Base Price Per Ton	Brix Factors	Tons
	Dollars	Code a/	

District, Type, and Variety	Base Price Per Ton	Brix Factors	Tons
	Dollars	Code a/	

DISTRICT 01 (Cont'd.)

Sangiovese *	500.00	000100	11.0
	600.00	000100	7.8
	800.00	010000	20.9
	1,000.00	000100	21.7
	1,200.00	000100	2.1
	1,200.00	052050	15.3
	1,459.19	016100	4.6
	1,500.00	000100	16.4
	1,500.00	016100	5.9
	1,528.00	017900	10.6
	1,600.00	000100	4.5
	1,850.00	000100	6.0
	2,000.00	000100	14.2
	2,151.58	000100	21.9
Wtd. Ave. Base & Total Tons	1,348.43		162.9
Syrah *	350.00	000100	69.3
	400.00	000100	16.2
	400.00	016100	6.0
	450.00	018200	22.6
	500.00	000100	30.0
	500.00	018200	11.3
	600.00	000100	0.8
	600.00	016300	3.3
	650.00	000100	42.9
	650.00	010000	22.6
	700.00	000100	128.2
	725.00	010000	2.8
	750.00	000100	37.7
	800.00	000100	100.0
	800.00	014100	26.0
	850.00	000100	48.9
	900.00	000100	109.3
	936.57	068460	22.1
	1,000.00	000100	17.9
	1,200.00	000100	11.9
	1,200.00	002600	1.1
	1,200.00	017900	25.4
	1,200.00	018200	6.0
	1,250.00	000100	11.5
	1,260.00	012100	58.0
	1,400.00	000100	19.4
	1,451.70	016100	98.5
	1,486.26	000100	29.6
	1,500.00	000100	31.7
	1,512.68	000100	30.5
	1,520.00	000100	10.9
	1,600.00	000100	38.4
	1,600.00	012400	210.0
	1,600.00	016100	32.5
	1,650.00	000100	14.5
	1,658.40	000100	3.0
	1,659.07	016400	5.0
	1,700.00	000100	3.5
	1,715.29	001900	7.4
	1,800.00	016300	14.6
	1,800.00	017900	6.0
	1,850.00	000100	6.0
	1,943.14	000100	14.9
	2,000.00	000100	8.8
	2,000.00	012400	14.4
	2,059.04	000100	49.5
	2,100.00	000100	18.0
	2,200.00	000100	6.9
	2,200.00	017520	2.2
	2,200.00	017900	6.6
	2,200.00	019000	7.9
	2,260.00	000100	39.1
	2,400.00	000100	12.1
	2,500.00	016100	5.9
	2,519.67	000100	6.1
	2,600.00	018200	1.5
	3,000.00	000100	6.5
	3,600.00	002500	3.9
	4,500.00	000100	1.5

	4,500.00	002300	26.1
	4,500.00	002500	16.7
Wtd. Ave. Base & Total Tons	1,326.68		1,641.9
Zinfandel	300.00	000100	1.2
	375.00	004930	23.6
	400.00	000100	231.4
	400.00	004930	251.6
	400.00	029810	48.2
	400.00	030010	238.3
	400.00	032225	180.9
	450.00	000100	188.4
	500.00	000100	35.7
	500.00	016300	6.1
	550.00	004930	47.9
	600.00	000100	90.5
	600.00	004930	208.6
	600.00	019490	4.1
	600.00	068769	103.3
	625.00	000100	141.7
	650.00	002700	24.7
	650.00	016400	3.1
	700.00	000100	54.9
	750.00	000100	2.4
	800.00	000100	158.8
	800.00	016300	4.5
	800.00	018200	9.5
	808.00	017900	24.1
	840.00	000100	129.6
	850.00	000100	58.0
	900.00	000100	95.1
	909.00	017900	1.4
	920.00	000100	5.4
	950.00	000100	35.4
	950.00	012100	10.0
	1,000.00	000100	290.7
	1,000.00	016100	86.6
	1,000.00	016300	33.4
	1,100.00	000100	8.2
	1,100.00	010000	10.6
	1,100.00	016100	61.6
	1,112.31	000100	9.3
	1,150.00	000100	42.9
	1,166.40	000100	22.1
	1,200.00	000100	110.0
	1,200.00	002100	22.6
	1,200.00	016300	91.9
	1,200.00	018580	20.0
	1,225.00	000100	11.2
	1,243.99	000100	18.5
	1,250.00	000100	100.5
	1,250.00	002100	16.1
	1,250.00	018580	19.4
	1,250.50	016100	4.3
	1,260.00	012100	14.0
	1,275.00	014500	5.1
	1,293.00	000100	22.9
	1,300.00	000100	14.3
	1,300.00	017900	6.0
	1,311.34	016100	28.9
	1,350.00	000100	12.1
	1,350.00	002100	25.1
	1,350.00	017900	6.4
	1,350.00	018100	18.7
	1,367.00	000100	37.0
	1,400.00	000100	204.4
	1,400.00	016100	14.7
	1,400.00	017523	57.0
	1,400.00	017700	21.9
	1,400.00	017900	3.4
	1,450.00	000100	449.1
	1,464.50	000100	47.1
	1,500.00	000100	72.0
	1,500.00	012100	96.3
	1,500.00	016100	3.3
	1,500.00	016300	117.7
	1,500.00	017900	30.6
	1,500.00	018100	34.8

TABLE 8: BASE PRICE PAID TO GROWERS FOR GRAPES CRUSHED AND DELIVERED TO CALIFORNIA PROCESSORS FROM THE 2004 CROP WITH BRIX FACTORS AND PURCHASED TONNAGE, BY TYPE, VARIETY, REPORTING DISTRICT WHERE GROWN, AND WEIGHTED AVERAGE BASE PRICE.

District, Type, and Variety	Base Price Per Ton	Brix Factors	Tons	District, Type, and Variety	Base Price Per Ton	Brix Factors	Tons
	Dollars	Code a/			Dollars	Code a/	
DISTRICT 01 (Cont'd.)							
Zinfandel (Cont'd.)	1,526.63	002100	6.3	Pinot Gris *	1,300.00	000100	69.9
	1,600.00	000100	70.7	Wtd. Ave. Base & Total Tons	1,300.00		69.9
	1,600.00	016300	13.1	Roussanne	1,500.00	010300	12.1
	1,650.00	000100	14.3		1,500.00	016300	5.0
	1,700.00	015050	24.1	Wtd. Ave. Base & Total Tons	1,500.00		17.1
	1,700.00	016300	39.5	Sauvignon Blanc	500.00	000100	463.4
	1,700.00	017900	2.4		500.00	046557	275.5
	1,750.00	000100	5.5		525.00	056025	79.5
	1,762.97	002700	83.8		556.00	012100	32.0
	1,798.44	015100	40.8		600.00	000100	145.5
	1,800.00	000100	69.4		600.00	010000	12.3
	1,800.00	016300	57.6		600.00	046550	137.2
	1,800.00	018100	36.9		600.00	067305	108.2
	1,900.00	000100	8.6		611.00	000100	50.0
	1,927.54	000100	39.5		625.00	000100	51.9
	1,963.95	000100	74.8		625.00	067305	108.5
	2,000.00	000100	6.5		650.00	000100	50.0
	2,000.00	018100	6.8		650.00	009400	21.5
	2,000.00	018600	6.2		650.00	009900	17.0
	2,120.32	000100	11.0		650.00	016100	31.1
	2,150.00	016100	2.7		650.00	056338	63.7
	2,200.00	000100	42.6		700.00	000100	45.0
	2,200.00	018300	59.6		700.00	016100	284.7
	2,300.00	000100	10.2		775.00	000100	23.6
	2,400.00	012600	1.9		800.00	000100	159.0
	2,425.00	000100	65.0		800.00	010000	105.3
	2,500.00	000100	1.7		800.00	012400	263.9
	2,500.00	016100	24.8		800.00	012600	58.1
	2,600.00	018200	2.0		800.00	016100	127.5
	2,859.19	000100	42.0		850.00	000100	20.4
Wtd. Ave. Base & Total Tons	1,086.14		5,611.4		850.00	017538	6.9
Other Red b/	500.00	000100	11.5		858.74	000100	290.1
	1,296.00	017900	2.8		858.74	012400	167.4
	1,500.00	012900	5.7		871.37	000100	1.3
	2,500.00	000100	1.8		871.37	009900	222.3
Wtd. Ave. Base & Total Tons	1,028.84		21.8		871.37	010000	13.1
					900.00	000100	25.4
					900.00	006800	49.0
					900.00	009900	151.4
					900.00	010000	51.6
					929.37	009900	139.9
					931.12	009900	111.1
					931.63	009900	119.5
					950.00	000100	28.2
					950.00	012400	71.7
					1,000.00	000100	226.3
					1,000.00	008800	15.8
					1,000.00	012400	6.1
					1,000.00	012600	3.0
					1,000.00	016400	13.2
					1,100.00	000100	181.6
					1,100.00	002100	67.8
					1,150.00	000100	10.3
					1,150.00	017538	9.9
					1,200.00	000100	98.4
					1,250.00	000100	20.8
					1,436.78	009800	199.0
					1,450.00	020100	4.2
					1,592.61	000100	149.6
Wtd. Ave. Base & Total Tons	817.32		794.9	Wtd. Ave. Base & Total Tons	826.44		5,189.7
Gewurztraminer	700.00	006500	28.3	Sauvignon Musque	800.00	012600	17.8
	800.00	000100	48.4	Wtd. Ave. Base & Total Tons	800.00		17.8
	1,200.00	000100	4.0	Semillon	750.00	009900	86.3
Wtd. Ave. Base & Total Tons	784.76		80.7		800.00	010000	2.7
Muscat Blanc *	450.00	008400	2.0		830.64	010000	37.7
	800.00	000100	13.6		900.00	000100	14.2
	800.00	009800	53.8		900.00	010000	2.5
	850.00	017538	4.3		1,200.00	000100	6.0
	900.00	010000	14.9		1,400.00	020100	5.8
	1,000.00	000100	194.7		1,500.00	012900	1.1
Wtd. Ave. Base & Total Tons	941.00		283.3	Wtd. Ave. Base & Total Tons	833.01		156.3
Pinot Blanc	1,200.00	016300	13.9				
Wtd. Ave. Base & Total Tons	1,200.00		13.9				

TABLE 8: BASE PRICE PAID TO GROWERS FOR GRAPES CRUSHED AND DELIVERED TO CALIFORNIA PROCESSORS FROM THE 2004 CROP WITH BRIX FACTORS AND PURCHASED TONNAGE, BY TYPE, VARIETY, REPORTING DISTRICT WHERE GROWN, AND WEIGHTED AVERAGE BASE PRICE.

District, Type, and Variety	Base Price Per Ton	Brix Factors	Tons
	Dollars	Code a/	

District, Type, and Variety	Base Price Per Ton	Brix Factors	Tons
	Dollars	Code a/	

DISTRICT 02 (Cont'd.)

Viognier	1,200.00	000100	53.2
	1,400.00	018200	3.6
	1,600.00	018200	2.7

Wtd. Ave. Base & Total Tons 1,230.25 59.5

White Riesling *	800.00	010000	3.4
	1,000.00	009000	33.5
	1,000.00	009600	5.7
	1,200.00	000100	3.0
	1,400.00	010500	10.6

Wtd. Ave. Base & Total Tons 1,074.02 56.2

WINE GRAPES (RED)

Barbera	900.00	019200	3.1
	1,100.00	018970	5.0
	1,200.00	000100	5.6

Wtd. Ave. Base & Total Tons 1,095.62 13.7

Cabernet Franc	400.00	000100	47.4
	950.00	016350	11.2
	1,075.00	002100	3.9
	1,200.00	000100	10.2
	1,400.00	000100	5.9
	1,400.00	018300	23.4
	1,600.00	000100	13.7
	1,755.25	000100	118.9
	1,755.25	012400	75.2
	1,800.00	000100	5.6
	1,800.00	018400	2.0
	1,842.10	000100	4.9
	1,852.46	000100	1.4
	2,000.00	000100	19.6
	2,150.00	002100	51.3
	2,200.00	018850	2.7
	2,300.00	012800	66.5
	2,322.54	000100	93.1
	2,663.71	000100	19.5

Wtd. Ave. Base & Total Tons 1,824.29 576.4

Cabernet Sauvignon	300.00	062859	270.0
	325.00	068755	98.8
	400.00	000100	471.9
	500.00	000100	63.7
	500.00	018300	4.2
	500.00	066852	78.6
	600.00	000100	20.6
	600.00	016100	8.2
	750.00	000100	78.7
	800.00	000100	284.7
	800.00	012600	88.1
	804.39	000100	269.8
	900.00	010000	21.2
	950.00	017500	302.8
	1,000.00	017500	221.0
	1,000.00	017900	9.3
	1,100.00	017500	199.3
	1,100.00	017900	7.0
	1,150.00	016100	14.4
	1,200.00	000100	74.0
	1,304.00	000100	14.4
	1,400.00	016300	10.1
	1,400.00	018300	7.9
	1,500.00	012600	15.0
	1,500.00	016300	3.2
	1,600.00	000100	376.3
	1,665.75	002700	59.8
	1,687.34	000100	16.9
	1,689.19	000100	158.0
	1,689.19	016100	175.3
	1,689.63	000100	28.9
	1,710.00	000100	111.4

	1,715.40	000100	323.6
	1,715.40	012400	113.5
	1,715.40	012600	706.0
	1,771.71	000100	118.6
	1,800.00	010500	18.3
	1,800.00	018400	22.9
	1,850.00	000100	17.6
	1,870.00	000100	20.4
	1,912.65	000100	68.2
	1,959.36	000100	40.0
	1,989.34	000100	76.9
	1,997.36	000100	121.8
	2,000.00	000100	111.9
	2,000.00	016500	46.5
	2,000.00	017500	29.1
	2,000.00	018700	6.7
	2,100.00	012600	93.4
	2,141.15	000100	8.9
	2,150.00	002100	950.1
	2,200.00	000100	17.5
	2,244.26	000100	232.1
	2,250.00	000100	9.2
	2,430.40	000100	399.8
	2,530.16	012400	25.6
	2,537.94	000100	32.7
	2,656.67	000100	102.2
Wtd. Ave. Base & Total Tons	1,508.61		7,277.0
Counoise	2,200.00	018300	1.2
Wtd. Ave. Base & Total Tons	2,200.00		1.2
Gamay (Napa) *	700.00	008200	17.7
Wtd. Ave. Base & Total Tons	700.00		17.7
Grenache *	1,400.00	019100	7.9
	1,500.00	000100	1.9
	2,000.00	000100	5.1
Wtd. Ave. Base & Total Tons	1,618.12		14.9
Malbec	1,200.00	000100	1.9
	1,500.00	000100	2.5
	1,500.00	068755	21.1
	1,800.00	000100	19.3
	1,848.47	000100	5.0
	2,000.00	016500	8.2
Wtd. Ave. Base & Total Tons	1,690.73		58.0
Mataro *	1,200.00	012600	1.5
Wtd. Ave. Base & Total Tons	1,200.00		1.5
Merlot	530.00	000100	109.8
	530.00	012300	98.8
	530.00	012800	2.6
	550.00	012300	341.1
	600.00	000100	249.8
	700.00	000100	150.2
	800.00	010000	9.4
	800.00	012600	113.8
	850.00	000100	156.4
	850.00	002700	52.1
	850.00	067305	71.9
	900.00	068755	52.0
	996.00	000100	4.9
	996.39	000100	142.4
	1,130.81	000100	6.8
	1,199.47	000100	68.2
	1,199.47	012400	39.5
	1,199.47	012600	23.9
	1,200.00	000100	27.8
	1,200.00	016100	149.4
	1,265.38	016350	120.1
	1,343.45	011300	48.8
	1,350.00	000100	101.1

TABLE 8: BASE PRICE PAID TO GROWERS FOR GRAPES CRUSHED AND DELIVERED TO CALIFORNIA PROCESSORS FROM THE 2004 CROP WITH BRIX FACTORS AND PURCHASED TONNAGE, BY TYPE, VARIETY, REPORTING DISTRICT WHERE GROWN, AND WEIGHTED AVERAGE BASE PRICE.

District, Type, and Variety	Base Price Per Ton	Brix Factors	Tons
	Dollars	Code a/	

District, Type, and Variety	Base Price Per Ton	Brix Factors	Tons
	Dollars	Code a/	

DISTRICT 02 (Cont'd.)

Merlot (Cont'd.)	1,400.00	000100	4.4
	1,400.00	016350	124.4
	1,400.00	018300	45.4
	1,500.00	000100	22.4
	1,500.00	012600	15.0
	1,508.06	000100	10.8
	1,536.13	000100	74.8
	1,800.00	000100	51.5
	1,800.00	012800	30.9
Wtd. Ave. Base & Total Tons	950.93		2,520.4
Nebbiolo	1,000.00	000100	2.2
	1,200.00	000100	2.0
	1,800.00	010000	2.0
Wtd. Ave. Base & Total Tons	1,322.58		6.2
Petit Verdot	1,200.00	000100	5.8
	1,500.00	068755	19.3
	1,601.95	012900	2.5
	1,799.74	000100	1.4
	1,800.00	000100	2.8
	1,800.00	018400	2.3
	2,000.00	000100	11.4
	2,000.00	011300	18.1
	2,000.00	018300	9.8
	2,200.00	019100	1.1
	2,209.72	000100	5.0
Wtd. Ave. Base & Total Tons	1,807.33		79.5
Petite Sirah	600.00	000100	70.6
	750.00	000100	34.6
	900.00	000100	2.0
	1,000.00	016400	4.6
	1,100.00	000100	14.0
	1,200.00	000100	14.0
	1,200.00	016400	3.0
	1,400.00	000100	7.3
	1,400.00	018300	9.9
	1,500.00	000100	4.3
	1,500.00	018700	5.2
	1,643.04	000100	179.9
	1,643.04	012400	78.3
	1,643.04	012500	84.7
	1,643.04	012600	170.7
	1,683.45	000100	8.9
	1,683.45	016600	1.1
	1,700.00	000100	16.0
	1,760.00	000100	3.2
	1,800.00	000100	10.0
	1,900.00	002600	7.3
	1,972.00	000100	6.6
	2,000.00	000100	9.8
	2,200.00	000100	11.9
Wtd. Ave. Base & Total Tons	1,494.97		757.9
Pinot Noir	1,800.00	000100	13.6
Wtd. Ave. Base & Total Tons	1,800.00		13.6
Primitivo	900.00	000100	25.9
	3,000.00	000100	14.5
Wtd. Ave. Base & Total Tons	1,653.71		40.4
Sangiovese *	1,792.98	000100	8.7
Wtd. Ave. Base & Total Tons	1,792.98		8.7
Souzao	450.00	000100	1.6
Wtd. Ave. Base & Total Tons	450.00		1.6

Syrah *	350.00	000100	24.8
	450.00	012100	40.3
	500.00	000100	44.9
	600.00	000100	89.0
	650.00	000100	7.8
	712.50	000100	17.4
	800.00	012600	18.2
	900.00	018300	14.1
	900.00	019460	4.2
	1,020.60	014100	188.7
	1,200.00	000100	9.4
	1,250.00	018300	27.2
	1,287.30	002100	11.0
	1,300.00	000100	22.3
	1,300.00	012600	3.5
	1,400.00	016400	14.5
	1,400.00	018300	5.5
	1,400.00	019100	108.8
	1,500.00	016400	5.0
	1,750.00	000100	39.6
	1,800.00	000100	5.3
	2,000.00	000100	21.3
	2,200.00	000100	10.5
	2,200.00	019100	6.2
	2,400.00	000100	50.3
	2,420.00	016400	25.6
Wtd. Ave. Base & Total Tons	1,183.96		815.4
Tempranillo *	1,429.58	000100	9.0
	2,000.00	000100	6.6
	3,000.00	000100	5.6
Wtd. Ave. Base & Total Tons	2,021.99		21.2
Tinta Cao	500.00	000100	1.5
Wtd. Ave. Base & Total Tons	500.00		1.5
Tinta Madeira	700.00	000100	1.0
Wtd. Ave. Base & Total Tons	700.00		1.0
Touriga Nacional *	625.00	000100	1.3
Wtd. Ave. Base & Total Tons	625.00		1.3
Zinfandel	400.00	004930	7.0
	500.00	066852	36.9
	525.00	004930	96.7
	550.00	000100	181.9
	550.00	004930	1,002.5
	550.00	009800	44.8
	600.00	068769	72.3
	700.00	016300	31.2
	800.00	010000	10.9
	822.46	016600	4.8
	900.00	000100	32.2
	900.00	017523	71.5
	1,000.00	018600	5.2
	1,000.00	019400	8.7
	1,020.60	014100	86.2
	1,200.00	000100	25.7
	1,225.00	000100	44.2
	1,250.00	000100	105.5
	1,400.00	000100	64.8
	1,400.00	012600	22.4
	1,400.00	018300	46.0
	1,600.00	016100	52.0
	1,700.00	000100	43.9
	1,750.00	012600	8.0
	1,764.57	016500	31.0
	1,800.00	000100	6.7
	1,800.00	015900	4.6
	2,000.00	000100	61.2
	2,000.00	018700	6.3
	2,093.83	000100	21.6
	2,200.00	018300	13.8
	2,500.00	000100	9.6

TABLE 8: BASE PRICE PAID TO GROWERS FOR GRAPES CRUSHED AND DELIVERED TO CALIFORNIA PROCESSORS FROM THE 2004 CROP WITH BRIX FACTORS AND PURCHASED TONNAGE, BY TYPE, VARIETY, REPORTING DISTRICT WHERE GROWN, AND WEIGHTED AVERAGE BASE PRICE.

District, Type, and Variety	Base Price Per Ton	Brix Factors	Tons
	Dollars	Code a/	

District, Type, and Variety	Base Price Per Ton	Brix Factors	Tons
	Dollars	Code a/	

DISTRICT 02 (Cont'd.)

Zinfandel (Cont'd.)	2,500.00	002100	10.9
	3,000.00	000100	35.7
Wtd. Ave. Base & Total Tons	884.52		2,306.7

DISTRICT 03

WINE GRAPES (WHITE)

Arneis	1,500.00	002100	17.0
	2,909.09	000100	27.5
Wtd. Ave. Base & Total Tons	2,370.79		44.5
Chardonnay *	400.00	000100	57.5
	500.00	018200	3.7
	593.64	000100	15.4
	600.00	000100	95.4
	600.00	012400	4.7
	800.00	055340	28.4
	850.00	000100	15.4
	850.00	055340	36.5
	875.00	012400	15.5
	900.00	000100	79.3
	908.00	012100	6.7
	969.00	000100	9.4
	969.00	012400	38.0
	1,000.00	000100	1,308.1
	1,000.00	012100	2.6
	1,000.00	016455	52.8
	1,000.00	055340	216.9
	1,000.00	056336	11.4
	1,000.00	056555	386.2
	1,000.00	067351	44.4
	1,010.00	014500	22.5
	1,100.00	000100	540.5
	1,100.00	009800	44.8
	1,100.00	014500	25.1
	1,100.00	016100	222.8
	1,100.00	016455	10.5
	1,108.70	000100	36.8
	1,125.00	000100	43.0
	1,136.34	000100	37.7
	1,150.00	000100	66.1
	1,173.79	000100	46.9
	1,175.00	000100	133.1
	1,200.00	000100	1,734.0
	1,200.00	012100	13.9
	1,200.00	012400	34.2
	1,200.00	012800	73.9
	1,200.00	014100	15.8
	1,200.00	014500	28.9
	1,200.00	016100	233.9
	1,200.00	016300	22.4
	1,200.00	016455	5.9
	1,225.00	016100	6.1
	1,245.45	012100	18.3
	1,250.00	000100	405.8
	1,250.00	016455	310.4
	1,250.00	062857	74.2
	1,257.52	000100	167.9
	1,272.45	000100	75.5
	1,275.00	000100	84.0
	1,300.00	000100	1,698.4
	1,300.00	002700	277.4
	1,300.00	012500	34.6
	1,300.00	016100	474.6
	1,300.00	016455	182.2
	1,300.00	017526	16.8
	1,300.00	067810	20.2
	1,338.45	000100	173.6
	1,350.00	000100	58.8
	1,350.00	066395	147.5
	1,350.00	068755	23.1
	1,356.74	000100	290.5

1,360.00	046700	56.6
1,364.00	000100	10.4
1,375.00	000100	6.9
1,387.08	011400	54.8
1,400.00	000100	2,062.1
1,400.00	010100	8.5
1,400.00	012100	70.9
1,400.00	012400	6.4
1,400.00	014100	79.7
1,400.00	014500	49.1
1,400.00	016100	150.7
1,400.00	016300	32.4
1,408.47	016100	125.3
1,425.00	012100	152.4
1,439.29	000100	40.6
1,440.00	000100	218.6
1,450.00	000100	65.4
1,450.00	068755	58.9
1,456.82	002700	5.4
1,470.50	000100	1,306.5
1,478.57	000100	8.4
1,490.00	013000	7.4
1,500.00	000100	1,666.7
1,500.00	002300	5.9
1,500.00	006400	15.3
1,500.00	012100	29.1
1,500.00	012400	83.5
1,500.00	013500	2.8
1,500.00	016100	105.2
1,500.00	017900	16.0
1,500.00	067810	19.2
1,530.24	000100	38.2
1,545.00	000100	7.8
1,548.87	002700	50.7
1,550.00	000100	237.7
1,550.00	008400	14.7
1,550.00	012400	22.8
1,550.00	014500	22.3
1,550.00	016100	85.7
1,550.00	017900	8.9
1,555.00	000100	28.9
1,560.00	000100	226.9
1,564.97	000100	2.0
1,565.00	000100	537.1
1,565.00	015000	17.8
1,565.05	000100	2,617.5
1,565.05	012400	352.4
1,566.34	000100	76.0
1,566.55	000100	66.9
1,571.00	000100	47.6
1,571.00	012400	4.8
1,571.00	012800	834.8
1,571.19	000100	389.8
1,571.19	010100	254.2
1,571.20	006400	67.0
1,571.25	012100	44.2
1,574.65	000100	25.5
1,574.65	046700	58.1
1,574.71	000100	61.4
1,575.00	000100	54.8
1,575.00	002400	10.7
1,577.32	000100	90.9
1,591.00	010100	21.0
1,591.00	012800	83.5
1,600.00	000100	1,018.1
1,600.00	010100	88.0
1,600.00	012100	63.0
1,600.00	012300	22.9
1,600.00	012400	59.5
1,600.00	012600	10.2
1,600.00	012800	238.2
1,600.00	014500	8.7
1,600.00	015000	10.4
1,600.00	016100	111.6
1,600.00	016455	70.6
1,600.00	017900	7.6
1,600.00	067810	12.1
1,600.00	068755	80.5
1,610.00	008400	14.7

TABLE 8: BASE PRICE PAID TO GROWERS FOR GRAPES CRUSHED AND DELIVERED TO CALIFORNIA PROCESSORS FROM THE 2004 CROP WITH BRIX FACTORS AND PURCHASED TONNAGE, BY TYPE, VARIETY, REPORTING DISTRICT WHERE GROWN, AND WEIGHTED AVERAGE BASE PRICE.

District, Type, and Variety	Base Price Per Ton	Brix Factors	Tons
	Dollars	Code a/	

District, Type, and Variety	Base Price Per Ton	Brix Factors	Tons
	Dollars	Code a/	

DISTRICT 03 (Cont'd.)

Chardonnay * (Cont'd.)	1,610.00	012500	76.5
	1,630.00	000100	23.5
	1,634.77	006070	40.7
	1,643.30	000100	598.2
	1,643.30	010000	151.3
	1,643.30	012400	290.9
	1,646.45	012100	57.5
	1,650.00	000100	36.8
	1,650.00	012400	39.6
	1,653.38	000100	9.7
	1,653.45	000100	144.4
	1,653.45	015100	108.9
	1,656.52	000100	13.8
	1,665.31	000100	19.8
	1,675.09	000100	110.8
	1,686.17	000100	27.2
	1,698.45	000100	101.5
	1,700.00	000100	424.4
	1,700.00	012600	29.4
	1,700.00	016500	32.1
	1,700.00	017900	4.7
	1,710.00	000100	166.2
	1,721.00	000100	35.5
	1,721.56	000100	628.5
	1,721.56	012400	40.6
	1,721.56	012500	47.9
	1,721.69	000100	76.3
	1,722.00	011400	39.4
	1,725.00	000100	615.4
	1,728.00	000100	8.3
	1,728.30	017900	14.5
	1,730.02	000100	17.5
	1,732.12	046700	36.6
	1,732.18	000100	1,251.1
	1,750.00	000100	253.7
	1,750.00	012100	20.6
	1,785.50	012400	20.3
	1,799.72	000100	65.0
	1,799.81	000100	144.0
	1,799.81	012500	544.0
	1,799.81	014800	30.1
	1,800.00	000100	671.5
	1,800.00	003600	27.7
	1,800.00	006070	9.8
	1,800.00	010500	18.0
	1,800.00	012100	4.5
	1,800.00	016100	4.7
	1,800.00	016300	17.8
	1,800.00	016500	16.6
	1,800.00	017900	0.9
	1,800.00	046700	76.4
	1,810.92	000100	95.7
	1,814.40	000100	34.3
	1,817.49	002700	22.4
	1,828.00	000100	16.0
	1,829.62	002700	20.5
	1,834.95	000100	112.5
	1,841.04	002700	46.2
	1,850.00	000100	128.2
	1,850.00	006070	28.8
	1,850.00	011400	57.8
	1,850.00	067810	11.3
	1,857.18	000100	217.6
	1,878.06	000100	105.2
	1,885.00	000100	140.2
	1,885.43	000100	47.1
	1,885.50	000100	23.0
	1,887.00	000100	3.8
	1,890.00	000100	5.7
	1,895.94	000100	13.2
	1,900.00	000100	794.6
	1,900.00	006070	30.0
	1,900.00	011400	69.1
	1,900.00	012100	12.6
	1,950.00	000100	129.2
	1,950.90	000100	87.0

	1,956.00	016500	7.8
	1,963.99	000100	50.0
	1,968.39	000100	99.1
	2,000.00	000100	285.3
	2,000.00	010000	59.7
	2,000.00	011400	34.3
	2,000.00	012600	20.0
	2,000.00	012900	20.7
	2,000.00	016100	21.8
	2,000.00	016300	24.3
	2,000.00	016500	0.4
	2,000.00	017000	9.9
	2,000.00	017900	13.6
	2,000.00	018200	2.0
	2,025.75	000100	89.0
	2,047.10	000100	20.5
	2,053.00	016300	4.8
	2,070.00	000100	8.8
	2,077.55	000100	244.8
	2,077.66	000100	76.2
	2,100.00	000100	752.9
	2,100.00	016500	5.2
	2,100.69	000100	60.7
	2,112.82	000100	18.2
	2,150.00	000100	1.0
	2,179.56	000100	35.2
	2,200.00	000100	253.3
	2,200.00	012600	9.4
	2,200.00	013000	6.8
	2,200.00	014800	73.0
	2,200.00	016500	21.8
	2,200.00	017400	2.8
	2,200.00	017900	5.0
	2,200.00	066370	39.1
	2,200.80	006070	8.6
	2,211.51	000100	51.7
	2,219.00	018350	8.5
	2,225.53	000100	79.0
	2,240.00	016300	40.0
	2,243.48	000100	9.2
	2,250.00	000100	70.5
	2,282.64	000100	145.0
	2,284.18	000100	106.9
	2,300.00	000100	175.4
	2,300.00	009600	8.4
	2,300.00	016500	12.3
	2,300.00	017900	7.9
	2,350.00	016100	6.6
	2,385.54	000100	17.7
	2,463.67	000100	40.7
	2,500.00	000100	62.1
	2,500.00	012500	202.6
	2,500.00	013000	5.0
	2,500.00	013500	5.7
	2,500.00	016300	9.5
	2,500.00	017400	10.2
	2,500.00	017900	12.0
	2,600.00	000100	15.1
	2,700.00	013000	24.7
	2,747.87	000100	17.2
	2,750.00	012600	31.4
	2,750.00	013000	3.5
	2,775.00	005200	21.5
	2,800.00	000100	49.2
	2,800.00	013000	8.2
	2,801.56	000100	25.7
	2,900.00	012600	14.7
	3,000.00	000100	169.7
	3,000.00	010000	1.5
	3,000.00	012600	19.2
	3,000.00	016500	20.1
	3,000.00	017900	1.4
	3,050.00	002200	17.3
	3,100.00	010000	4.4
	3,200.00	002400	4.4
	3,200.00	010000	4.1
	3,200.00	017900	3.2
	3,205.00	016300	4.1
	3,250.00	000100	7.0

TABLE 8: BASE PRICE PAID TO GROWERS FOR GRAPES CRUSHED AND DELIVERED TO CALIFORNIA PROCESSORS FROM THE 2004 CROP WITH BRIX FACTORS AND PURCHASED TONNAGE, BY TYPE, VARIETY, REPORTING DISTRICT WHERE GROWN, AND WEIGHTED AVERAGE BASE PRICE.

District, Type, and Variety	Base Price Per Ton	Brix Factors	Tons	District, Type, and Variety	Base Price Per Ton	Brix Factors	Tons
	Dollars	Code a/			Dollars	Code a/	
DISTRICT 03 (Cont'd.)					1,800.00	016350	3.1
					2,000.00	000100	2.8
Chardonnay * (Cont'd.)	3,300.00	000100	49.8	Wtd. Ave. Base & Total Tons	1,641.80		12.8
	3,342.36	019000	21.9	Melon	2,170.30	012400	11.1
	3,425.00	010100	46.5	Wtd. Ave. Base & Total Tons	2,170.30		11.1
	3,488.00	018200	4.3	Muscat Blanc *	1,750.00	000100	1.2
	3,500.00	000100	11.7		1,966.56	000100	1.0
	3,500.00	016600	1.1		1,967.00	000100	1.4
	3,583.00	013000	10.2		2,164.12	000100	12.7
	3,584.01	000100	13.7		3,000.00	020190	3.8
	3,625.00	002200	7.2	Wtd. Ave. Base & Total Tons	2,273.86		20.1
	4,000.00	000100	7.3	Palomino *	500.00	000100	7.9
	4,000.00	002400	4.2		1,000.00	000100	0.8
	4,000.00	013000	29.2		1,300.00	010900	2.1
	4,000.00	016300	29.4	Wtd. Ave. Base & Total Tons	692.59		10.8
	4,213.33	000100	9.0	Pinot Blanc	1,415.42	000100	19.8
	4,675.00	016500	11.8		1,500.00	014100	60.4
	6,000.00	000100	4.0		1,600.00	000100	27.1
Wtd. Ave. Base & Total Tons	1,574.72		38,859.6		1,800.00	012500	3.8
					1,800.00	017300	7.1
Chenin Blanc	400.00	005400	32.2		1,887.22	000100	52.1
	525.00	000100	99.1		2,170.30	000100	25.7
	715.36	008200	25.7	Wtd. Ave. Base & Total Tons	1,712.79		196.0
Wtd. Ave. Base & Total Tons	530.52		157.0	Pinot Gris *	1,000.00	056555	82.3
French Colombard	500.00	009600	19.8		1,250.00	000100	68.2
	525.00	000100	226.8		1,350.00	012600	12.5
	550.00	009600	52.4		1,360.00	000100	14.1
	555.23	009800	2.6		1,500.00	000100	2.4
	600.00	000100	5.1		1,500.00	002100	26.4
Wtd. Ave. Base & Total Tons	529.16		306.7		1,573.75	000100	12.1
Gewurztraminer	850.00	000100	1.5		1,600.00	012400	27.9
	1,000.00	000100	32.0		1,664.09	002700	8.5
	1,000.00	010100	0.4		1,664.44	000100	85.3
	1,025.77	015210	20.0		1,700.00	000100	17.7
	1,028.14	000100	4.6		1,731.13	000100	1.8
	1,100.00	016300	5.9		1,731.13	011900	4.2
	1,140.00	000100	7.3		1,740.00	000100	0.4
	1,206.00	000100	9.0		1,750.00	000100	13.7
	1,206.79	000100	4.7		1,800.00	014800	7.7
	1,250.00	000100	5.4		1,800.00	017900	3.8
	1,260.00	000100	0.1		1,806.87	000100	27.8
	1,273.00	019915	0.3		1,830.88	000100	55.4
	1,273.72	000100	9.0		1,900.00	000100	31.8
	1,273.72	008100	7.7		1,926.45	000100	12.7
	1,300.00	000100	46.9		1,963.99	000100	18.5
	1,314.65	019650	2.1		2,000.00	000100	11.0
	1,400.00	000100	5.5		2,000.00	017200	3.4
	1,400.00	010500	6.1	Wtd. Ave. Base & Total Tons	1,554.10		549.6
	1,401.09	000100	28.9	Roussanne	1,250.00	000100	2.3
	1,401.09	009800	48.3		1,800.00	012600	4.0
	1,500.00	000100	17.4		1,800.00	015000	5.0
	1,500.00	015800	5.6		1,800.00	015150	2.3
	1,650.00	000100	3.3		1,800.00	016400	1.4
	1,700.00	010000	4.1	Wtd. Ave. Base & Total Tons	1,793.35		17.3
	1,750.00	000100	1.0	Sauvignon Blanc	800.00	018200	20.1
	1,750.00	016100	2.0		1,000.00	000100	68.5
	2,000.00	000100	0.2		1,000.00	012100	2.4
	2,000.00	016100	2.0		1,000.00	012500	11.0
Wtd. Ave. Base & Total Tons	1,292.17		281.3		1,100.00	000100	46.5
Gray Riesling *	606.00	018350	3.9		1,100.00	016100	5.0
	1,110.00	000100	56.0		1,109.56	006800	33.7
Wtd. Ave. Base & Total Tons	1,077.19		59.9		1,200.00	000100	273.6
Malvasia Bianca *	1,200.00	000100	11.3		1,200.00	005700	16.8
	1,650.00	000100	11.0		1,200.00	006800	36.6
Wtd. Ave. Base & Total Tons	1,421.97		22.3				
Marsanne	1,250.00	000100	4.7				
	1,800.00	000100	2.2				

TABLE 8: BASE PRICE PAID TO GROWERS FOR GRAPES CRUSHED AND DELIVERED TO CALIFORNIA PROCESSORS FROM THE 2004 CROP WITH BRIX FACTORS AND PURCHASED TONNAGE, BY TYPE, VARIETY, REPORTING DISTRICT WHERE GROWN, AND WEIGHTED AVERAGE BASE PRICE.

District, Type, and Variety	Base Price Per Ton	Brix Factors	Tons	District, Type, and Variety	Base Price Per Ton	Brix Factors	Tons
	Dollars	Code a/			Dollars	Code a/	
DISTRICT 03 (Cont'd.)							
Sauvignon Blanc (Cont'd.)	1,200.00	016100	5.1		1,700.00	000100	8.7
	1,212.00	016100	5.0	Wtd. Ave. Base & Total Tons	1,607.84		113.9
	1,213.71	000100	196.9	Semillon	505.00	000100	4.2
	1,230.66	000100	61.7		1,100.00	000100	5.4
	1,247.23	002700	41.6		1,260.00	000100	3.5
	1,260.00	000100	19.2		1,400.00	000100	10.3
	1,275.00	000100	6.3		1,400.00	009800	2.2
	1,275.00	006800	123.0		1,400.00	012100	7.2
	1,275.00	012100	38.5		1,500.00	000100	11.5
	1,277.23	002700	17.2		1,550.00	012100	11.8
	1,281.58	009800	22.3		1,600.00	010000	10.4
	1,300.00	000100	347.2		1,714.73	009800	13.1
	1,300.00	008400	5.6		1,808.88	000100	28.3
	1,350.00	006800	34.1	Wtd. Ave. Base & Total Tons	1,808.88	006800	2.2
	1,400.00	000100	246.4		1,809.00	000100	4.5
	1,400.00	009800	82.0		1,833.77	000100	11.8
	1,400.00	012100	47.5		1,927.24	000100	33.2
	1,400.00	012400	9.4		1,989.77	000100	70.4
	1,400.00	014800	32.6		2,110.79	011400	108.4
	1,402.50	006800	23.5	Wtd. Ave. Base & Total Tons	1,869.14		338.4
	1,434.59	008400	7.6	Tocai Friulano	1,500.00	000100	3.9
	1,436.00	000100	0.6		1,800.00	000100	9.0
	1,436.78	000100	757.7		1,806.87	000100	10.1
	1,436.78	006600	7.5	Wtd. Ave. Base & Total Tons	1,752.15		23.0
	1,436.78	009600	17.2	Vernaccia	1,806.87	000100	46.3
	1,436.78	009800	302.8	Wtd. Ave. Base & Total Tons	1,806.87		46.3
	1,446.00	012600	2.4	Viognier	900.00	016100	14.6
	1,447.00	000100	0.1		1,250.00	000100	41.8
	1,447.83	000100	157.9		1,450.00	012800	1.5
	1,447.83	006800	195.8		1,500.00	016100	0.5
	1,447.83	009700	0.9		1,500.00	000100	13.3
	1,447.83	016100	42.3		1,600.00	017900	2.4
	1,448.00	000100	38.4		1,799.81	000100	4.6
	1,450.00	000100	51.3		1,800.00	000100	9.1
	1,450.00	011300	28.9		1,850.00	000100	0.4
	1,500.00	012100	76.2		1,850.00	012600	1.4
	1,500.00	012400	3.6		1,860.00	000100	2.1
	1,500.00	014100	6.8		1,860.00	010100	2.9
	1,500.00	016100	3.9		1,862.00	000100	2.0
	1,500.92	009800	49.5		1,862.18	000100	15.8
	1,508.62	009800	16.5		1,862.18	012900	9.5
	1,508.62	011200	30.3		1,900.00	000100	3.2
	1,516.60	012400	36.9		1,980.00	000100	10.7
	1,520.22	000100	10.7		2,000.00	000100	12.8
	1,530.12	000100	64.5		2,000.00	012600	0.2
	1,550.00	000100	51.3		2,048.00	000100	5.2
	1,550.00	012100	2.2		2,048.40	000100	0.4
	1,550.00	012400	24.2		2,081.01	002700	5.5
	1,575.00	000100	9.8		2,095.74	000100	24.2
	1,580.46	000100	232.4		2,100.00	000100	3.4
	1,580.46	009800	13.5		2,200.00	016300	6.7
	1,588.77	000100	5.5		2,200.00	018200	7.8
	1,592.00	000100	6.5		2,300.00	000100	6.2
	1,592.61	000100	209.9		2,310.82	000100	1.7
	1,592.61	012100	6.1		2,354.00	000100	6.7
	1,600.00	000100	60.4		2,354.00	012500	10.1
	1,600.00	009800	9.2		2,354.00	015150	0.5
	1,600.00	014100	12.1		2,500.00	000100	1.3
	1,600.00	018580	0.9		2,500.00	002500	0.4
	1,606.62	012100	57.4		2,750.00	010100	17.0
	1,645.00	016300	36.5		2,750.00	019200	8.0
	1,652.30	000100	192.9		2,850.00	018300	0.1
	1,652.30	012400	41.8		2,985.07	016400	2.7
	1,665.00	000100	15.5		3,000.00	018300	0.2
	1,665.00	012100	74.6		3,277.44	018300	12.5
	1,700.00	000100	16.3		3,500.00	000100	3.0
	1,724.14	000100	5.1	Wtd. Ave. Base & Total Tons	1,979.25		272.4
	1,724.14	009800	36.7	White Riesling *	900.00	008800	11.0
	1,724.14	012400	13.9		1,350.00	010000	8.8
	1,800.00	000100	7.2				
	1,800.00	017700	1.1				
	1,828.00	000100	28.4				
	2,300.00	010100	18.2				
Wtd. Ave. Base & Total Tons	1,423.87		4,979.2				
Sauvignon Musque	1,588.29	010000	89.4				
	1,667.70	010000	15.8				

TABLE 8: BASE PRICE PAID TO GROWERS FOR GRAPES CRUSHED AND DELIVERED TO CALIFORNIA PROCESSORS FROM THE 2004 CROP WITH BRIX FACTORS AND PURCHASED TONNAGE, BY TYPE, VARIETY, REPORTING DISTRICT WHERE GROWN, AND WEIGHTED AVERAGE BASE PRICE.

District, Type, and Variety	Base Price Per Ton	Brix Factors	Tons
	Dollars	Code a/	

District, Type, and Variety	Base Price Per Ton	Brix Factors	Tons
	Dollars	Code a/	

DISTRICT 03 (Cont'd.)

White Riesling * (Cont'd.)	1,500.00	000100	24.7
	2,172.00	000100	0.1
	2,589.12	012400	23.1

Wtd. Ave. Base & Total Tons	1,755.63		67.7
-----------------------------	----------	--	------

Other White b/	600.00	002100	1.6
	1,000.00	010000	1.1

Wtd. Ave. Base & Total Tons	762.96		2.7
-----------------------------	--------	--	-----

WINE GRAPES (RED)

Aglianico	2,000.00	002500	10.0
Wtd. Ave. Base & Total Tons	2,000.00		10.0

Aleatico	2,006.49	000100	35.2
Wtd. Ave. Base & Total Tons	2,006.49		35.2

Alicante Bouschet *	500.00	012500	0.1
	1,000.00	000100	2.6
	2,000.00	019200	1.1
	2,750.00	012600	14.6
	2,904.00	012600	3.8
	3,000.00	000100	0.4
	3,000.00	019200	0.7
	3,386.00	000100	41.8
	3,386.00	002100	8.4
	3,558.43	000100	0.3

Wtd. Ave. Base & Total Tons	3,121.68		73.8
-----------------------------	----------	--	------

Barbera	1,250.00	000100	2.8
	1,419.65	000100	14.6
	1,700.00	046700	22.4
	2,100.00	002500	25.7
	2,125.97	000100	16.2
	2,400.00	000100	9.3
	2,650.00	000100	2.9
	2,787.64	000100	7.7
	7,745.09	000100	19.8

Wtd. Ave. Base & Total Tons	2,928.67		121.4
-----------------------------	----------	--	-------

Cabernet Franc	300.00	000100	3.2
	333.33	018200	2.1
	950.00	000100	7.8
	1,000.00	000100	15.2
	1,000.00	012500	34.7
	1,000.00	016300	23.6
	1,000.00	018200	3.4
	1,100.00	017900	5.0
	1,200.00	000100	0.9
	1,200.00	012100	0.5
	1,250.00	016100	3.7
	1,400.00	068755	24.7
	1,500.00	000100	38.4
	1,500.00	018200	6.9
	1,600.00	000100	2.8
	1,600.00	012600	2.2
	1,600.00	016100	5.0
	1,700.00	016100	15.3
	1,700.00	046700	35.3
	1,700.00	056700	15.6
	2,000.00	000100	42.0
	2,000.00	002500	4.3
	2,200.00	000100	16.7
	2,200.00	016100	30.7
	2,200.00	017400	13.9
	2,250.00	000100	2.7
	2,300.00	000100	4.1
	2,500.00	000100	11.3
	2,500.00	018300	6.2
	2,500.00	018580	0.9

	2,561.00	000100	30.0
	2,580.00	000100	8.5
	2,580.70	000100	1.9
	2,580.74	000100	48.1
	2,580.74	012900	20.8
	2,581.00	000100	13.9
	2,650.00	000100	0.6
	2,663.00	015150	4.7
	2,663.71	000100	15.7
	2,663.71	010100	5.0
	2,700.00	000100	7.5
	2,791.00	000100	7.1
	2,796.90	000100	28.5
	2,800.00	000100	18.0
	2,838.81	000100	97.2
	2,850.00	012900	4.1
	2,930.08	000100	42.8
	2,930.08	012500	14.8
	2,930.08	016400	1.9
	2,967.85	000100	56.5
	2,968.00	017900	15.1
	2,982.66	000100	7.2
	3,000.00	000100	9.3
	3,000.00	010100	5.6
	3,000.00	017526	1.3
	3,063.27	000100	123.2
	3,063.27	012400	75.0
	3,063.27	015000	3.9
	3,096.89	014500	25.2
	3,192.45	000100	0.6
	3,200.00	000100	2.6
	3,226.00	000100	3.5
	3,250.00	000100	5.1
	3,293.22	000100	5.5
	3,293.22	017400	1.4
	3,500.00	000100	12.5
	3,782.77	000100	1.3
	3,873.31	000100	5.1
	3,957.01	000100	3.2
	5,905.36	000100	2.6
	7,364.00	012600	3.1
Wtd. Ave. Base & Total Tons	2,498.96		1,119.0

Cabernet Sauvignon	400.00	000100	165.3
	550.00	000100	10.4
	600.00	000100	20.6
	800.00	000100	56.9
	900.00	000100	3.0
	950.00	000100	10.1
	1,000.00	000100	279.5
	1,000.00	002500	2.2
	1,000.00	012500	93.3
	1,000.00	017400	37.0
	1,000.00	017570	2.1
	1,000.00	018200	0.7
	1,000.00	056334	26.3
	1,000.00	056558	482.6
	1,000.00	062852	21.0
	1,000.00	066853	221.7
	1,000.00	068755	93.2
	1,010.00	000100	22.8
	1,100.00	000100	182.4
	1,200.00	000100	236.5
	1,200.00	017400	64.3
	1,200.00	017900	12.0
	1,200.00	018200	5.1
	1,250.00	000100	7.0
	1,266.00	016300	4.4
	1,300.00	000100	7.0
	1,300.00	012400	68.7
	1,300.00	017900	6.0
	1,400.00	000100	2.2
	1,400.00	010000	13.5
	1,400.00	012900	12.1
	1,400.00	016100	15.4
	1,400.00	017400	52.6
	1,400.00	068769	65.5
	1,450.00	010200	2.1

TABLE 8: BASE PRICE PAID TO GROWERS FOR GRAPES CRUSHED AND DELIVERED TO CALIFORNIA PROCESSORS FROM THE 2004 CROP WITH BRIX FACTORS AND PURCHASED TONNAGE, BY TYPE, VARIETY, REPORTING DISTRICT WHERE GROWN, AND WEIGHTED AVERAGE BASE PRICE.

District, Type, and Variety	Base Price Per Ton	Brix Factors	Tons	District, Type, and Variety	Base Price Per Ton	Brix Factors	Tons
	Dollars	Code a/			Dollars	Code a/	
DISTRICT 03 (Cont'd.)					2,323.32	012900	39.7
					2,350.00	000100	14.2
					2,353.73	017400	2.8
					2,355.00	000100	18.7
					2,375.00	000100	265.5
					2,375.00	002700	146.5
					2,400.00	000100	130.5
					2,400.00	012400	1.1
					2,400.00	012900	11.7
					2,400.00	016100	41.1
					2,400.00	016455	10.0
					2,400.00	017400	81.8
					2,400.00	017500	51.1
					2,400.00	017900	47.8
					2,400.00	018300	7.1
					2,425.00	000100	24.3
					2,430.56	000100	7.2
					2,450.00	012600	3.2
					2,455.89	000100	35.6
					2,465.00	012900	2.8
					2,500.00	000100	400.5
					2,500.00	002500	3.6
					2,500.00	012950	24.2
					2,500.00	014500	20.3
					2,500.00	016100	3.6
					2,500.00	016500	14.3
					2,500.00	017400	30.7
					2,500.00	017900	32.0
					2,500.00	018800	11.9
					2,500.00	066370	99.0
					2,530.00	015150	20.8
					2,530.16	000100	1,291.7
					2,530.16	014800	5.3
					2,530.16	016100	118.9
					2,533.00	000100	7.4
					2,533.00	010500	6.6
					2,533.00	017900	2.8
					2,533.70	000100	141.7
					2,533.70	012100	5.6
					2,533.70	012900	55.3
					2,533.70	012950	5.3
					2,533.70	018200	5.9
					2,533.70	018300	15.7
					2,534.00	000100	31.3
					2,534.00	012600	13.3
					2,537.74	000100	24.7
					2,537.90	000100	36.7
					2,537.94	000100	73.7
					2,537.94	012400	22.6
					2,538.00	002500	4.9
					2,540.00	000100	7.3
					2,550.00	000100	2.1
					2,556.00	018300	14.0
					2,565.00	000100	93.9
					2,570.23	000100	419.3
					2,593.00	000100	8.6
					2,594.00	000100	0.7
					2,631.16	000100	4.6
					2,650.00	000100	4.3
					2,656.67	000100	406.7
					2,656.67	011400	77.0
					2,656.67	012600	139.4
					2,656.67	016300	44.6
					2,664.00	016300	4.5
					2,664.84	000100	7.8
					2,664.84	012100	26.3
					2,665.00	000100	169.5
					2,700.00	000100	6.9
					2,700.00	016300	9.3
					2,734.10	012400	8.2
					2,744.88	017500	42.1
					2,783.17	017500	129.7
					2,783.18	000100	375.2
					2,783.18	012500	89.7
					2,783.18	015000	16.1
					2,783.18	017400	26.1
					2,786.85	000100	23.1
					2,787.00	017900	67.2
					2,787.00	018200	1.3

TABLE 8: BASE PRICE PAID TO GROWERS FOR GRAPES CRUSHED AND DELIVERED TO CALIFORNIA PROCESSORS FROM THE 2004 CROP WITH BRIX FACTORS AND PURCHASED TONNAGE, BY TYPE, VARIETY, REPORTING DISTRICT WHERE GROWN, AND WEIGHTED AVERAGE BASE PRICE.

District, Type, and Variety	Base Price Per Ton	Brix Factors	Tons
	Dollars	Code a/	

District, Type, and Variety	Base Price Per Ton	Brix Factors	Tons
	Dollars	Code a/	

DISTRICT 03 (Cont'd.)

Cabernet Sauvignon (Cont'd.)	2,787.07	016100	8.2
	2,788.00	000100	73.4
	2,791.73	000100	561.8
	2,791.73	012400	584.5
	2,800.00	000100	189.8
	2,815.15	000100	15.1
	2,817.11	000100	10.3
	2,846.43	000100	41.3
	2,873.58	000100	20.0
	2,878.53	000100	12.5
	2,900.00	012600	59.6
	2,909.67	000100	8.9
	2,909.68	000100	504.0
	2,909.68	012400	582.1
	2,909.68	012600	3.1
	2,909.68	012700	84.2
	2,909.68	015000	11.3
	2,909.69	000100	16.3
	2,913.00	017900	34.6
	2,913.75	018300	9.6
	2,913.76	000100	21.1
	2,914.00	017900	41.3
	2,918.63	000100	153.6
	2,918.63	056700	107.7
	2,940.00	000100	6.6
	2,940.00	016400	8.7
	2,961.94	012600	16.9
	2,965.00	000100	36.4
	3,000.00	000100	92.2
	3,000.00	002500	22.0
	3,000.00	012900	3.1
	3,000.00	016100	43.1
	3,000.00	016400	3.6
	3,000.00	017526	5.1
	3,000.00	017900	43.2
	3,000.00	018300	3.0
	3,036.19	000100	33.6
	3,036.19	012400	29.2
	3,040.00	017900	89.2
	3,040.44	000100	18.3
	3,045.53	000100	872.6
	3,045.53	012400	526.5
	3,164.28	015100	13.4
	3,170.14	046700	42.9
	3,172.43	000100	44.9
	3,200.00	000100	13.3
	3,200.00	016300	34.6
	3,203.65	000100	5.0
	3,237.38	000100	14.1
	3,239.75	000100	157.5
	3,239.75	002300	14.9
	3,244.00	000100	180.6
	3,250.00	000100	59.8
	3,250.00	017500	24.1
	3,262.97	000100	39.1
	3,263.00	000100	39.5
	3,299.65	000100	100.7
	3,399.68	000100	35.5
	3,400.28	016500	14.7
	3,428.14	000100	35.7
	3,500.00	000100	62.2
	3,500.00	002500	9.3
	3,500.00	018300	10.0
	3,500.00	018350	8.6
	3,501.87	000100	23.6
	3,542.22	017500	56.9
	3,543.69	000100	3.4
	3,600.00	000100	5.4
	3,800.00	000100	5.5
	3,878.42	000100	12.9
	3,935.00	016300	15.6
	3,950.00	010100	16.2
	4,000.00	000100	19.1
	4,000.00	012400	43.8
	4,000.00	017900	20.0
	4,000.00	018300	31.2
	4,100.00	000100	1.1

	4,284.00	000100	100.0
	4,284.00	017900	13.1
	4,500.00	000100	5.0
	5,000.00	010500	2.9
	7,364.00	000100	37.0
Wtd. Ave. Base & Total Tons	2,395.15		18,895.9
Carignane	500.00	000100	6.5
	500.00	002500	17.0
	500.00	012500	7.8
	650.00	000100	37.1
	700.00	018200	4.4
	800.00	000100	24.3
	800.00	018200	4.2
	850.00	000100	9.9
	900.00	012400	1.4
	1,000.00	016300	15.3
	1,000.00	016500	0.5
	1,050.00	000100	6.0
	1,200.00	000100	1.5
	1,200.00	016300	33.3
	1,500.00	017522	17.0
	1,700.00	000100	37.4
	1,717.00	000100	20.6
	1,723.36	016100	5.4
	1,950.00	002100	30.2
	2,000.00	000100	5.9
	2,000.00	002100	14.5
	2,159.04	000100	0.1
	2,200.00	017900	4.7
	2,400.00	000100	11.6
	2,500.00	000100	16.3
	2,500.00	002500	4.5
	2,600.00	000100	1.5
	2,700.00	000100	2.4
	2,900.00	002300	9.6
	3,000.00	000100	11.1
Wtd. Ave. Base & Total Tons	1,476.64		362.0
Carmenere	1,010.00	000100	3.8
Wtd. Ave. Base & Total Tons	1,010.00		3.8
Charbono	1,571.00	000100	12.4
	2,300.00	000100	0.8
Wtd. Ave. Base & Total Tons	1,615.18		13.2
Cinsaut *	1,800.00	000100	5.4
	1,806.00	000100	0.9
	2,200.00	000100	1.1
Wtd. Ave. Base & Total Tons	1,860.19		7.4
Counoise	1,500.00	010100	1.0
Wtd. Ave. Base & Total Tons	1,500.00		1.0
De Chaunac	2,000.00	000100	0.1
Wtd. Ave. Base & Total Tons	2,000.00		0.1
Dolcetto	1,400.00	000100	6.4
	1,500.00	000100	1.1
	1,700.00	016300	0.5
	2,000.00	000100	0.3
	2,300.00	000100	1.3
	3,609.76	000100	56.8
Wtd. Ave. Base & Total Tons	3,314.52		66.4
Freisa	2,307.46	000100	10.4
	4,393.32	000100	10.0
Wtd. Ave. Base & Total Tons	3,329.94		20.4

TABLE 8: BASE PRICE PAID TO GROWERS FOR GRAPES CRUSHED AND DELIVERED TO CALIFORNIA PROCESSORS FROM THE 2004 CROP WITH BRIX FACTORS AND PURCHASED TONNAGE, BY TYPE, VARIETY, REPORTING DISTRICT WHERE GROWN, AND WEIGHTED AVERAGE BASE PRICE.

District, Type, and Variety	Base Price Per Ton	Brix Factors	Tons	District, Type, and Variety	Base Price Per Ton	Brix Factors	Tons
	Dollars	Code a/			Dollars	Code a/	
DISTRICT 03 (Cont'd.)							
Gamay (Napa) *	505.00	000100	7.5	Mataro *	1,000.00	012600	1.0
	525.00	000100	5.2		1,500.00	010100	0.3
	900.00	012400	1.1		1,800.00	000100	0.5
	1,100.00	006800	20.5		2,100.00	000100	0.6
	1,100.00	009600	3.2		2,143.51	012300	3.4
					2,159.04	000100	8.7
Wtd. Ave. Base & Total Tons	895.40		37.5		2,200.00	000100	1.7
					2,300.00	000100	3.6
Grenache *	500.00	000100	8.5		2,350.00	000100	15.8
	1,000.00	016400	1.4		2,500.00	000100	14.7
	1,500.00	010100	1.1		2,503.24	000100	2.3
	1,600.00	012500	1.2		2,520.00	019200	2.6
	1,900.00	000100	0.3		2,522.00	000100	0.6
	2,000.00	000100	12.9		2,579.17	000100	2.0
	2,100.00	000100	0.1		2,800.00	000100	0.9
	2,141.32	012300	17.0		2,800.00	018400	0.7
	2,159.04	000100	0.1		3,000.00	000100	1.1
	2,169.59	002700	8.3		3,386.00	012600	9.8
	2,200.00	000100	5.5		3,464.00	000100	5.4
	2,399.53	000100	2.6	Wtd. Ave. Base & Total Tons	2,565.80		75.7
	2,519.00	000100	1.0				
	2,519.00	010500	0.5	Merlot	400.00	000100	5.1
	2,519.20	000100	4.0		500.00	000100	4.3
	2,560.00	000100	6.5		600.00	016455	30.9
	2,576.00	018400	0.5		800.00	000100	43.5
	2,579.17	000100	2.0		900.00	017900	63.5
	2,600.00	000100	8.1		900.00	066853	20.9
	2,600.00	002600	1.1		1,000.00	000100	125.9
	2,600.00	016700	2.0		1,000.00	012500	84.0
	2,750.00	010500	1.0		1,000.00	056334	7.9
	2,800.00	000100	13.1		1,000.00	062854	49.3
	2,800.00	002500	0.5		1,000.00	062857	84.5
	2,800.00	019470	1.8		1,000.00	066853	132.7
	3,000.00	002600	0.7		1,100.00	000100	404.7
	3,406.00	012600	10.5		1,100.00	056555	47.6
	3,500.00	000100	3.8		1,100.00	056558	212.3
Wtd. Ave. Base & Total Tons	2,341.60		116.1		1,100.00	066853	156.4
					1,100.00	068755	22.1
Malbec	800.00	012600	15.6		1,150.00	000100	21.8
	1,500.00	000100	1.6		1,170.00	016300	5.7
	1,700.00	000100	5.9		1,200.00	000100	1,511.9
	1,800.00	000100	1.5		1,200.00	002700	42.0
	1,800.00	017400	2.0		1,200.00	012100	3.0
	1,850.00	000100	2.8		1,200.00	012400	6.6
	1,900.00	000100	1.2		1,200.00	016300	16.7
	2,000.00	016350	2.5		1,200.00	062852	301.0
	2,000.00	018200	0.9		1,200.00	068455	41.6
	2,200.00	000100	0.8		1,200.00	068755	447.0
	2,300.00	000100	0.8		1,250.00	000100	50.8
	2,400.00	017400	9.3		1,300.00	000100	49.5
	2,435.00	000100	1.2		1,300.00	017400	30.6
	2,500.00	000100	1.2		1,325.00	000100	26.7
	2,503.00	000100	12.0		1,350.00	000100	78.6
	2,503.24	012900	22.0		1,350.00	066853	317.4
	2,503.24	018300	1.4		1,400.00	000100	404.7
	2,550.27	000100	15.1		1,400.00	002700	10.4
	2,603.00	012600	3.9		1,400.00	017400	93.9
	2,650.00	000100	1.0		1,450.00	000100	86.8
	2,677.00	017400	2.4		1,450.00	068755	219.0
	2,677.78	000100	6.8		1,475.00	000100	50.1
	2,677.78	012600	1.9		1,500.00	000100	309.7
	2,677.78	016300	13.1		1,500.00	010100	1.2
	2,700.00	012400	0.8		1,500.00	016100	15.3
	2,753.56	000100	21.0		1,500.00	017900	15.0
	2,800.00	000100	4.8		1,500.00	066370	13.4
	2,879.00	012600	5.1		1,500.00	068755	52.7
	2,890.73	000100	5.7		1,512.00	000100	32.0
	3,000.00	000100	11.5		1,526.00	000100	101.2
	3,500.00	000100	1.9		1,600.00	000100	358.0
	3,674.31	000100	1.8		1,600.00	010100	6.0
Wtd. Ave. Base & Total Tons	2,419.96		179.5		1,600.00	012400	8.4
					1,600.00	017400	74.5
Marechal Foch *	2,000.00	000100	0.1		1,600.00	018200	8.1
					1,600.00	068755	41.1
Wtd. Ave. Base & Total Tons	2,000.00		0.1		1,650.00	000100	69.5
					1,650.00	017400	51.3
					1,650.00	068755	49.3

TABLE 8: BASE PRICE PAID TO GROWERS FOR GRAPES CRUSHED AND DELIVERED TO CALIFORNIA PROCESSORS FROM THE 2004 CROP WITH BRIX FACTORS AND PURCHASED TONNAGE, BY TYPE, VARIETY, REPORTING DISTRICT WHERE GROWN, AND WEIGHTED AVERAGE BASE PRICE.

District, Type, and Variety	Base Price Per Ton	Brix Factors	Tons
	Dollars	Code a/	

District, Type, and Variety	Base Price Per Ton	Brix Factors	Tons
	Dollars	Code a/	

DISTRICT 03 (Cont'd.)

Merlot (Cont'd.)	1,667.37	000100	30.0
	1,700.00	000100	767.0
	1,700.00	016300	49.3
	1,700.00	017400	19.8
	1,700.00	017900	10.6
	1,700.00	018200	3.0
	1,700.00	046700	164.1
	1,700.00	056700	61.5
	1,739.63	000100	348.4
	1,750.00	000100	0.5
	1,750.00	017400	40.6
	1,755.00	015150	12.7
	1,755.27	000100	450.8
	1,755.27	012800	7.1
	1,755.27	016100	259.4
	1,761.00	016300	5.4
	1,762.00	000100	40.9
	1,762.00	012400	10.2
	1,762.47	000100	130.0
	1,762.47	012900	56.4
	1,762.47	016400	14.3
	1,762.60	000100	42.4
	1,768.89	000100	341.6
	1,768.89	016100	9.8
	1,770.00	000100	71.6
	1,775.00	066370	50.6
	1,786.49	016350	32.4
	1,800.00	000100	387.6
	1,800.00	012400	22.7
	1,800.00	012600	261.5
	1,800.00	016100	16.7
	1,800.00	016300	55.7
	1,800.00	017400	57.7
	1,800.00	018200	15.9
	1,800.00	068755	23.5
	1,800.05	016100	20.3
	1,807.93	000100	26.4
	1,820.00	012600	22.8
	1,825.38	012500	11.0
	1,836.29	002700	86.0
	1,843.00	016350	59.5
	1,843.03	000100	222.6
	1,843.03	012400	45.2
	1,843.03	012600	21.2
	1,843.03	014500	25.1
	1,843.03	015000	12.6
	1,843.03	016100	74.6
	1,843.03	016300	21.3
	1,843.03	066370	32.4
	1,850.00	000100	272.7
	1,860.00	000100	54.0
	1,867.83	016350	62.9
	1,868.00	012600	11.5
	1,900.00	000100	243.3
	1,900.00	016300	17.8
	1,900.00	018300	1.9
	1,900.00	068755	125.3
	1,928.11	002700	54.0
	1,930.53	016100	28.0
	1,930.79	010000	15.1
	1,930.80	000100	649.4
	1,938.72	000100	21.9
	1,939.00	012600	12.4
	1,940.00	016400	3.1
	1,940.00	068755	95.5
	1,940.79	000100	42.4
	1,945.77	016100	18.8
	1,945.78	000100	499.7
	1,950.00	000100	44.9
	1,959.75	000100	113.7
	2,000.00	000100	445.4
	2,000.00	010100	0.7
	2,000.00	012600	46.6
	2,000.00	012900	58.5
	2,000.00	016300	14.3
	2,018.00	018300	1.0
	2,018.56	000100	243.3

	2,018.56	012400	126.2
	2,018.56	012700	79.3
	2,018.56	015000	2.5
	2,018.56	016100	24.7
	2,018.56	016400	2.6
	2,018.56	017400	61.4
	2,026.84	000100	35.0
	2,026.84	018300	2.9
	2,027.00	012600	17.3
	2,034.22	000100	74.4
	2,034.22	016100	28.3
	2,052.00	012600	7.3
	2,075.27	002700	2.7
	2,080.00	012600	56.9
	2,106.32	017400	27.6
	2,114.96	000100	32.6
	2,122.20	000100	45.6
	2,122.67	000100	138.0
	2,122.67	012400	3.6
	2,136.00	000100	5.3
	2,143.51	012300	59.9
	2,165.00	000100	76.5
	2,200.00	000100	118.1
	2,200.00	016100	0.3
	2,200.00	018300	3.0
	2,200.00	018580	1.1
	2,203.00	000100	1.7
	2,206.86	066370	30.8
	2,231.90	000100	13.4
	2,231.91	000100	24.0
	2,231.91	012900	41.9
	2,231.91	016100	24.1
	2,260.23	000100	16.1
	2,261.47	000100	18.8
	2,266.37	000100	4.3
	2,291.00	012600	76.9
	2,311.25	000100	3.8
	2,346.36	000100	60.0
	2,361.15	000100	12.3
	2,366.43	000100	24.8
	2,373.13	000100	15.9
	2,400.00	066370	3.1
	2,457.38	017500	11.9
	2,477.31	000100	57.3
	2,500.00	000100	15.2
	2,500.00	002500	10.2
	2,500.00	012600	19.4
	2,500.00	017400	4.4
	2,603.42	000100	29.8
	2,623.65	000100	40.6
	2,635.42	000100	4.8
	2,650.00	000100	2.1
	2,654.70	000100	33.5
	2,676.75	000100	5.4
	2,700.00	000100	3.1
	2,800.00	000100	1.1
	2,965.00	000100	9.6
	3,000.00	000100	33.4
	3,000.00	017526	2.1
	3,000.00	018300	5.0
	3,192.08	000100	1.0
	3,200.00	016300	15.8
	3,335.00	012600	10.0
	3,500.00	000100	77.2
	3,614.00	012600	4.3
	4,145.94	012600	24.1
Wtd. Ave. Base & Total Tons	1,662.13		16,095.2
Meunier *	1,479.25	000100	18.3
	1,600.00	014500	8.1
	1,982.69	000100	210.7
	2,006.49	000100	2.3
	2,180.96	000100	11.1
	2,500.00	000100	1.8
	4,000.00	013000	0.6
Wtd. Ave. Base & Total Tons	1,951.39		252.9

TABLE 8: BASE PRICE PAID TO GROWERS FOR GRAPES CRUSHED AND DELIVERED TO CALIFORNIA PROCESSORS FROM THE 2004 CROP WITH BRIX FACTORS AND PURCHASED TONNAGE, BY TYPE, VARIETY, REPORTING DISTRICT WHERE GROWN, AND WEIGHTED AVERAGE BASE PRICE.

District, Type, and Variety	Base Price Per Ton	Brix Factors	Tons	District, Type, and Variety	Base Price Per Ton	Brix Factors	Tons	
	Dollars	Code a/			Dollars	Code a/		
DISTRICT 03 (Cont'd.)								
Nebbiolo	1,250.00	000100	2.3		2,495.00	000100	0.4	
	1,800.00	000100	1.0		2,498.00	010500	4.5	
	4,000.00	012600	2.9		2,498.70	000100	0.6	
	7,401.97	000100	23.6		2,500.00	000100	26.7	
					2,500.00	012400	2.4	
					2,500.00	012600	2.0	
					2,500.00	016300	5.7	
					2,500.00	018200	1.4	
Wtd. Ave. Base & Total Tons	6,408.10		29.8		2,500.00	018600	5.6	
					2,500.00	019200	0.5	
Petit Verdot	1,500.00	002300	3.0		2,500.00	068755	3.9	
	1,600.00	000100	8.9		2,503.93	000100	6.9	
	1,700.00	000100	3.9		2,503.93	012900	15.9	
	1,800.00	017400	7.5		2,503.93	016300	1.2	
	1,900.00	000100	8.0		2,503.93	018300	1.5	
	2,238.75	000100	17.7		2,507.00	000100	0.2	
	2,500.00	010100	2.4		2,508.00	000100	0.1	
	2,625.00	000100	2.8		2,600.00	000100	45.2	
	2,650.00	000100	0.9		2,600.00	002600	0.6	
	2,670.00	000100	0.9		2,600.00	012600	2.7	
	2,671.90	000100	48.6		2,600.00	016300	2.6	
	2,671.90	016300	13.5		2,600.00	017300	7.6	
	2,675.00	000100	7.5		2,600.00	019200	2.1	
	2,676.00	000100	0.2		2,700.00	000100	11.5	
	2,676.00	010500	0.3		2,700.00	016300	5.4	
	2,676.00	017900	7.3		2,700.00	018600	3.1	
	2,676.19	000100	2.7		2,700.00	062050	8.0	
	2,676.19	012900	13.3		2,754.32	000100	7.0	
	2,676.19	018300	0.7		2,763.30	018200	0.6	
	2,676.20	000100	3.7		2,794.01	000100	30.1	
	2,700.00	012400	2.5		2,850.00	012900	8.9	
	2,800.00	000100	6.1		2,863.80	017400	8.8	
	2,805.50	012400	8.7		2,879.00	010500	4.9	
	2,805.50	016300	7.5		2,900.00	002300	1.3	
	2,943.81	000100	6.3		3,000.00	000100	23.2	
	2,944.00	012600	5.2		3,000.00	002500	26.3	
	3,072.69	016400	3.6		3,000.00	016100	17.2	
	3,077.62	018300	1.9		3,000.00	018200	1.5	
	3,078.00	012600	5.4		3,000.00	000100	1.6	
	3,078.65	000100	0.2		3,400.00	000100	1.4	
	3,103.00	012600	7.4		3,406.00	012600	15.6	
	3,200.00	016300	1.4		3,426.00	012600	8.9	
	3,211.43	000100	1.2		3,504.00	000100	7.3	
	3,500.00	000100	4.5		3,558.42	000100	0.6	
	3,500.00	018580	0.6		5,000.00	002500	3.2	
	6,062.17	000100	1.1					
	8,000.00	000100	3.3					
	Wtd. Ave. Base & Total Tons	2,685.92		220.7	Wtd. Ave. Base & Total Tons	2,443.47		603.7
					Pinot Noir	950.00	000100	90.5
	Petite Sirah	1,100.00	012900	25.1		1,000.00	000100	462.2
1,200.00		016500	0.3	1,000.00		002300	14.1	
1,252.00		016300	1.1	1,000.00		016100	2.1	
1,500.00		000100	6.4	1,000.00		016350	7.7	
1,500.00		002100	3.3	1,000.00		016455	12.7	
1,650.00		002500	58.2	1,000.00		066853	211.5	
1,700.00		000100	1.9	1,050.00		000100	156.7	
1,800.00		002500	6.4	1,100.00		000100	406.7	
1,800.00		017900	0.8	1,100.00		016100	15.0	
1,900.00		000100	2.9	1,100.00		016300	25.9	
1,900.00		016400	0.2	1,100.00		016455	147.8	
2,000.00		000100	15.5	1,107.00		016300	15.6	
2,000.00		002500	11.9	1,150.00		000100	102.6	
2,000.00		012900	4.5	1,150.00		016100	8.0	
2,000.00		018600	0.7	1,200.00		000100	411.1	
2,000.00		068755	5.4	1,200.00		006045	69.5	
2,100.00		000100	12.1	1,200.00		012400	16.1	
2,159.04		000100	0.1	1,200.00		016300	51.7	
2,250.00		068755	4.8	1,200.00		016455	12.5	
2,300.00		000100	8.3	1,200.00		017700	15.0	
2,300.00		012900	2.9	1,200.00		019000	6.4	
2,300.00		016300	3.6	1,250.00		000100	119.2	
2,300.00		016350	2.4	1,250.00		016100	10.4	
2,350.00		000100	5.4	1,250.00		016455	38.0	
2,375.00		002500	5.9	1,250.00		018300	14.4	
2,400.00		000100	36.7	1,300.00		000100	411.8	
2,400.00		015000	18.9	1,300.00		016100	7.9	
2,400.00		019200	0.4	1,300.00		016455	18.2	
2,483.56		000100	14.4	1,300.00		066853	38.4	
2,490.00		000100	6.5	1,346.39		000100	90.8	

TABLE 8: BASE PRICE PAID TO GROWERS FOR GRAPES CRUSHED AND DELIVERED TO CALIFORNIA PROCESSORS FROM THE 2004 CROP WITH BRIX FACTORS AND PURCHASED TONNAGE, BY TYPE, VARIETY, REPORTING DISTRICT WHERE GROWN, AND WEIGHTED AVERAGE BASE PRICE.

District, Type, and Variety	Base Price Per Ton	Brix Factors	Tons
	Dollars	Code a/	

District, Type, and Variety	Base Price Per Ton	Brix Factors	Tons
	Dollars	Code a/	

DISTRICT 03 (Cont'd.)

Pinot Noir (Cont'd.)	1,400.00	000100	97.6
	1,400.00	014500	14.4
	1,400.00	016100	71.4
	1,439.34	000100	351.4
	1,450.00	000100	81.3
	1,450.00	012500	30.7
	1,487.02	000100	69.8
	1,500.00	000100	383.9
	1,500.00	010100	5.5
	1,500.00	012600	1.3
	1,500.00	016100	38.6
	1,500.00	016455	4.1
	1,500.00	017900	2.1
	1,500.00	019000	0.5
	1,500.00	068455	72.3
	1,533.33	000100	91.2
	1,550.00	006400	61.7
	1,575.00	012600	37.0
	1,600.00	000100	54.2
	1,600.00	014500	41.8
	1,600.00	016455	40.8
	1,600.00	018300	1.8
	1,600.00	019150	2.0
	1,600.00	068755	17.4
	1,620.00	000100	8.9
	1,700.00	000100	146.5
	1,700.00	016100	79.4
	1,700.00	016300	248.6
	1,700.00	019000	5.3
	1,700.00	068755	19.2
	1,709.81	000100	277.3
	1,750.00	000100	154.1
	1,750.00	006070	17.0
	1,750.00	016400	5.4
	1,750.00	019000	39.2
	1,750.00	068755	30.1
	1,786.00	000100	5.6
	1,800.00	000100	427.7
	1,800.00	002300	6.6
	1,800.00	008615	23.0
	1,800.00	012300	22.9
	1,800.00	012400	93.7
	1,800.00	016300	3.9
	1,800.00	018850	6.7
	1,839.00	019000	8.2
	1,846.39	016100	85.7
	1,850.00	016300	5.4
	1,861.54	000100	40.6
	1,875.00	006070	24.5
	1,900.00	000100	83.4
	1,900.00	006070	14.1
	1,900.00	017526	21.8
	1,900.00	018300	60.4
	1,900.00	068755	15.1
	1,920.91	000100	115.1
	1,982.00	000100	16.5
	1,982.00	015150	3.0
	1,982.69	000100	1,457.2
	1,982.69	016300	7.1
	1,982.69	016400	6.6
	1,982.69	016500	8.0
	1,984.91	000100	18.2
	2,000.00	000100	197.5
	2,000.00	005200	36.5
	2,000.00	006070	32.3
	2,000.00	010000	8.1
	2,000.00	010100	10.3
	2,000.00	010200	3.0
	2,000.00	010300	92.8
	2,000.00	016100	57.4
	2,000.00	016300	19.3
	2,000.00	017700	1.5
	2,000.00	017900	13.1
	2,000.00	018200	3.1
	2,000.00	018300	11.9
	2,000.00	018600	9.8
	2,000.00	068755	15.9

2,006.00	000100	0.1
2,006.00	010500	0.8
2,006.00	012400	6.1
2,006.49	000100	136.3
2,006.49	012900	36.3
2,011.54	046700	11.7
2,012.00	000100	10.8
2,026.00	000100	0.5
2,037.00	002700	34.4
2,050.00	000100	24.7
2,081.82	000100	150.6
2,085.00	000100	88.9
2,100.00	000100	14.1
2,100.00	017526	31.5
2,100.00	018300	9.4
2,131.39	000100	84.9
2,150.00	000100	51.5
2,150.00	068755	4.1
2,156.00	000100	16.9
2,180.00	000100	111.5
2,180.96	000100	251.8
2,200.00	000100	259.3
2,200.00	010100	4.4
2,200.00	012600	19.9
2,200.00	017900	4.7
2,207.10	006400	141.2
2,212.69	000100	31.7
2,212.69	012400	13.9
2,234.09	017900	92.1
2,250.00	000100	6.1
2,250.00	016100	2.1
2,250.00	017500	24.5
2,280.09	000100	137.5
2,280.09	002700	19.9
2,280.09	016300	19.7
2,300.00	000100	20.7
2,300.00	013000	8.5
2,300.00	016300	71.2
2,300.00	017520	10.3
2,350.00	016400	15.8
2,379.23	000100	95.2
2,379.23	015000	40.6
2,400.00	000100	78.5
2,400.00	018200	3.9
2,400.00	018300	8.1
2,400.00	018600	3.4
2,400.00	066853	5.8
2,407.78	000100	2.3
2,407.79	000100	17.4
2,407.80	019000	66.2
2,450.00	017526	4.7
2,478.00	016500	9.4
2,478.36	000100	3.6
2,478.36	015000	13.7
2,487.00	000100	238.4
2,500.00	000100	236.7
2,500.00	002500	62.4
2,500.00	006070	4.2
2,500.00	012400	6.5
2,500.00	013000	20.4
2,500.00	016100	31.4
2,500.00	016300	25.9
2,500.00	016400	17.9
2,500.00	016700	3.5
2,500.00	017700	2.5
2,500.00	017900	4.5
2,500.00	018300	3.9
2,500.00	062858	5.9
2,504.40	000100	10.1
2,508.11	000100	8.0
2,528.31	002700	10.9
2,577.50	000100	90.3
2,587.80	000100	13.5
2,600.00	000100	41.8
2,600.00	017900	4.2
2,608.44	000100	3.8
2,650.00	016500	7.6
2,700.00	000100	40.7
2,700.00	013000	10.3

TABLE 8: BASE PRICE PAID TO GROWERS FOR GRAPES CRUSHED AND DELIVERED TO CALIFORNIA PROCESSORS FROM THE 2004 CROP WITH BRIX FACTORS AND PURCHASED TONNAGE, BY TYPE, VARIETY, REPORTING DISTRICT WHERE GROWN, AND WEIGHTED AVERAGE BASE PRICE.

District, Type, and Variety	Base Price Per Ton	Brix Factors	Tons	District, Type, and Variety	Base Price Per Ton	Brix Factors	Tons
	Dollars	Code a/			Dollars	Code a/	
DISTRICT 03 (Cont'd.)							
Pinot Noir (Cont'd.)	2,700.00	017900	7.7		3,800.00	000100	16.1
	2,707.83	000100	22.8		3,850.00	000100	2.6
	2,708.76	000100	36.2		3,971.50	016100	16.7
	2,750.00	000100	36.9		4,000.00	000100	20.5
	2,750.00	016300	8.2		4,000.00	001900	4.0
	2,775.00	005200	69.4		4,000.00	002400	5.8
	2,790.32	000100	44.9		4,000.00	010100	8.4
	2,800.00	000100	52.3		4,000.00	016300	1.5
	2,800.00	013000	38.5		4,038.00	000100	36.7
	2,800.00	016500	3.9		4,105.00	000100	8.6
	2,800.00	018300	1.5		4,134.97	017900	184.8
	2,815.00	000100	47.8		4,343.00	018200	2.2
	2,830.00	000100	14.9		4,400.00	000100	1.9
	2,850.00	000100	61.0		4,478.00	013000	15.2
	2,850.00	017526	13.2		4,500.00	013000	51.3
	2,850.00	017900	4.8		4,545.45	000100	3.3
	2,863.00	000100	4.4		4,566.00	013000	12.2
	2,883.51	000100	17.3		4,918.00	000100	3.7
	2,900.00	000100	56.3		4,968.00	013000	24.6
	2,900.00	016500	3.7		5,000.00	000100	20.5
	2,900.00	017900	14.3		5,000.00	018350	10.4
	2,913.76	000100	3.1		5,732.00	018200	1.6
	2,950.00	000100	52.8		6,000.00	000100	1.8
	2,965.00	000100	4.6		6,000.00	010100	7.9
	2,970.00	000100	11.0		7,000.00	000100	8.6
	2,980.71	000100	5.6		7,804.88	000100	8.2
	2,983.00	000100	6.2	Wtd. Ave. Base & Total Tons	1,973.45		13,763.0
	3,000.00	000100	104.0	Primitivo	2,307.46	000100	15.5
	3,000.00	001900	2.7		2,340.00	000100	4.2
	3,000.00	002500	8.4		2,500.00	000100	0.7
	3,000.00	012600	22.1		2,508.11	000100	24.2
	3,000.00	013000	7.0		3,351.07	000100	2.6
	3,000.00	016100	4.4		5,668.00	000100	14.5
	3,000.00	016300	6.2	Wtd. Ave. Base & Total Tons	3,224.29		61.7
	3,000.00	017900	3.0	Refosco *	1,000.00	016700	0.6
	3,000.00	018200	3.3	Wtd. Ave. Base & Total Tons	1,000.00		0.6
	3,000.00	018350	3.3	Ruby Cabernet	2,100.00	000100	5.9
	3,017.00	013000	10.2	Wtd. Ave. Base & Total Tons	2,100.00		5.9
	3,035.00	019100	4.2	Sangiovese *	1,000.00	000100	22.8
	3,035.23	016100	14.3		1,250.00	000100	25.7
	3,040.86	000100	4.9		1,500.00	000100	18.4
	3,100.00	000100	19.0		1,600.00	000100	6.8
	3,132.06	003560	5.9		1,600.00	000100	36.3
	3,132.06	012600	16.4		1,650.28	000100	2.4
	3,150.00	000100	6.1		1,700.00	000100	24.9
	3,167.00	000100	5.8		1,800.00	000100	15.7
	3,192.65	012600	25.1		1,800.00	017900	2.0
	3,198.34	000100	3.9		1,800.00	069340	9.0
	3,200.00	000100	30.5		1,850.00	000100	12.8
	3,200.00	010000	1.9		2,000.00	000100	62.5
	3,200.00	012400	1.9		2,000.00	016300	2.8
	3,200.00	016100	5.8		2,000.00	016400	11.3
	3,200.00	016300	3.0		2,040.00	000100	1.4
	3,247.99	000100	4.3		2,040.39	018300	2.4
	3,248.99	000100	12.9		2,040.91	000100	8.6
	3,250.00	000100	46.0		2,041.00	000100	3.1
	3,250.00	012950	3.0		2,053.34	000100	7.1
	3,294.10	000100	11.8		2,163.84	010100	22.9
	3,300.00	000100	2.3		2,200.00	000100	2.7
	3,300.00	016100	8.2		2,200.37	000100	22.0
	3,301.33	000100	3.7		2,200.37	014500	6.6
	3,310.00	000100	23.0		2,300.00	000100	2.2
	3,328.43	000100	9.3		2,307.46	000100	32.0
	3,350.00	016300	11.7		2,391.37	000100	14.6
	3,363.44	000100	5.7		2,500.00	000100	9.5
	3,390.00	017900	4.8		2,600.00	012600	4.3
	3,400.00	000100	12.3		2,800.00	000100	3.1
	3,400.00	010000	2.1		3,000.00	002500	34.4
	3,500.00	000100	103.3		4,831.14	000100	35.0
	3,500.00	013000	7.9	Wtd. Ave. Base & Total Tons	2,195.35		465.3
	3,500.00	017900	4.1				
	3,500.00	018300	8.1				
	3,583.00	013000	23.2				
	3,600.00	002400	4.1				
	3,700.00	000100	9.6				
	3,750.00	001900	1.6				
	3,760.00	017900	40.8				
	3,780.00	000100	7.2				

TABLE 8: BASE PRICE PAID TO GROWERS FOR GRAPES CRUSHED AND DELIVERED TO CALIFORNIA PROCESSORS FROM THE 2004 CROP WITH BRIX FACTORS AND PURCHASED TONNAGE, BY TYPE, VARIETY, REPORTING DISTRICT WHERE GROWN, AND WEIGHTED AVERAGE BASE PRICE.

District, Type, and Variety	Base Price Per Ton	Brix Factors	Tons
	Dollars	Code a/	

District, Type, and Variety	Base Price Per Ton	Brix Factors	Tons
	Dollars	Code a/	

DISTRICT 03 (Cont'd.)

Syrah *	250.00	066370	15.5
	650.00	000100	10.2
	700.00	000100	8.7
	700.00	016100	3.6
	700.00	016455	36.4
	800.00	000100	20.6
	900.00	016300	1.0
	1,000.00	000100	318.8
	1,000.00	012600	9.3
	1,000.00	016100	18.6
	1,000.00	016300	4.8
	1,000.00	018200	5.3
	1,000.00	068755	8.3
	1,100.00	017900	5.0
	1,200.00	000100	15.0
	1,250.00	000100	362.3
	1,300.00	000100	22.0
	1,400.00	000100	14.8
	1,400.00	012400	13.6
	1,450.00	000100	37.0
	1,500.00	000100	21.6
	1,500.00	010100	2.9
	1,500.00	012100	1.5
	1,500.00	016100	3.7
	1,500.00	017900	5.6
	1,500.00	018200	3.9
	1,500.00	068755	15.3
	1,600.00	000100	20.9
	1,600.00	010000	5.0
	1,600.00	014500	4.7
	1,600.00	016400	1.6
	1,650.00	000100	25.4
	1,685.00	000100	7.7
	1,700.00	000100	13.7
	1,746.18	000100	89.3
	1,751.08	012300	134.9
	1,800.00	000100	77.4
	1,800.00	002300	1.9
	1,800.00	002500	14.3
	1,800.00	016450	20.2
	1,800.00	017900	4.7
	1,800.00	046700	15.6
	1,848.34	002700	35.1
	1,850.00	000100	1.5
	1,850.00	012500	7.3
	1,860.00	000100	4.1
	1,900.00	000100	56.7
	1,900.00	017200	3.8
	1,950.00	000100	69.0
	1,950.00	019100	11.1
	1,993.64	000100	14.3
	2,000.00	000100	87.1
	2,000.00	002300	4.8
	2,000.00	012100	1.9
	2,000.00	012500	6.8
	2,000.00	012600	2.6
	2,000.00	016300	7.3
	2,000.00	017522	10.6
	2,000.00	018300	3.0
	2,000.00	068755	64.2
	2,060.00	000100	15.6
	2,060.00	010500	5.3
	2,060.09	000100	32.1
	2,060.09	016300	36.0
	2,060.09	018300	8.1
	2,060.24	000100	24.0
	2,099.96	000100	24.9
	2,100.00	000100	110.9
	2,100.00	002300	1.3
	2,100.00	016300	5.9
	2,125.00	010500	11.2
	2,158.76	000100	1.3
	2,159.00	000100	12.8
	2,159.00	015150	5.2
	2,159.04	000100	139.4
	2,159.04	016400	8.5
	2,163.09	000100	49.4
	2,169.59	002700	18.5

	2,200.00	000100	65.6
	2,200.00	012500	11.8
	2,200.00	016300	22.8
	2,200.00	016450	15.1
	2,200.00	017526	6.0
	2,200.00	017900	9.0
	2,200.00	018200	9.9
	2,249.28	018200	9.2
	2,250.00	000100	27.1
	2,250.00	012800	9.7
	2,250.00	016300	10.2
	2,260.00	000100	7.5
	2,260.00	019200	7.5
	2,261.00	000100	4.8
	2,266.10	000100	32.9
	2,266.99	000100	22.1
	2,300.00	000100	15.5
	2,300.00	012600	5.0
	2,300.00	013000	4.6
	2,300.00	016300	4.1
	2,300.00	016500	8.0
	2,300.00	017500	16.0
	2,300.00	066370	36.3
	2,310.00	018300	2.1
	2,344.00	000100	2.1
	2,350.00	000100	11.1
	2,350.00	019200	2.2
	2,368.80	012500	12.7
	2,369.00	000100	24.5
	2,369.00	012600	14.0
	2,374.68	000100	4.2
	2,374.94	000100	118.1
	2,374.94	016100	7.7
	2,374.94	016500	8.1
	2,381.92	000100	5.7
	2,400.00	000100	57.1
	2,400.00	012500	3.3
	2,400.00	012800	0.6
	2,400.00	016500	8.4
	2,400.00	019200	6.4
	2,428.92	000100	75.5
	2,443.66	068755	36.5
	2,472.00	000100	2.3
	2,472.11	000100	23.4
	2,472.29	000100	55.6
	2,479.39	014800	17.6
	2,482.57	000100	14.2
	2,482.90	000100	89.5
	2,500.00	000100	62.9
	2,500.00	002500	5.1
	2,500.00	016400	5.0
	2,500.00	016500	1.8
	2,500.00	016700	3.9
	2,500.00	018300	17.7
	2,500.00	018600	5.1
	2,500.00	019200	4.7
	2,500.00	066370	72.3
	2,579.17	000100	9.4
	2,590.85	000100	8.1
	2,592.00	000100	23.4
	2,600.00	000100	23.9
	2,600.00	002600	4.3
	2,600.00	017900	3.3
	2,600.00	019100	4.4
	2,600.00	019200	1.6
	2,603.20	000100	7.8
	2,618.31	000100	8.3
	2,651.00	012500	12.4
	2,700.00	000100	22.4
	2,704.05	000100	7.5
	2,720.11	000100	10.3
	2,750.00	000100	23.1
	2,750.00	010500	1.2
	2,755.80	000100	1.5
	2,800.00	000100	9.5
	2,800.00	002300	4.4
	2,800.00	002500	25.1
	2,850.00	018300	1.1
	2,850.00	018400	4.9
	2,900.00	000100	5.6

TABLE 8: BASE PRICE PAID TO GROWERS FOR GRAPES CRUSHED AND DELIVERED TO CALIFORNIA PROCESSORS FROM THE 2004 CROP WITH BRIX FACTORS AND PURCHASED TONNAGE, BY TYPE, VARIETY, REPORTING DISTRICT WHERE GROWN, AND WEIGHTED AVERAGE BASE PRICE.

District, Type, and Variety	Base Price Per Ton	Brix Factors	Tons	District, Type, and Variety	Base Price Per Ton	Brix Factors	Tons
	Dollars	Code a/			Dollars	Code a/	
DISTRICT 03 (Cont'd.)					1,500.00	066853	26.3
					1,500.00	068755	13.8
					1,515.00	000100	23.9
					1,550.00	000100	11.4
					1,600.00	000100	48.6
					1,600.00	012900	16.1
					1,600.00	018100	17.9
					1,600.00	018300	3.9
					1,643.30	000100	29.8
					1,650.00	018100	38.4
					1,700.00	000100	143.0
					1,700.00	016100	13.4
					1,700.00	068755	37.6
					1,750.00	000100	44.4
					1,750.00	017900	15.0
					1,800.00	000100	82.6
					1,800.00	002100	16.0
					1,800.00	010200	1.8
					1,800.00	016300	4.9
					1,800.00	017900	4.2
					1,800.00	018100	111.8
					1,800.00	018850	3.7
					1,800.00	068755	18.1
					1,818.00	000100	4.7
					1,850.00	000100	4.4
					1,900.00	000100	453.3
					1,900.00	012900	3.5
					1,900.00	018200	7.2
					1,984.72	012600	180.0
					2,000.00	000100	306.6
					2,000.00	006450	6.2
					2,000.00	008550	17.4
					2,000.00	010100	4.0
					2,000.00	012100	3.0
					2,000.00	012600	3.7
					2,000.00	012900	41.9
					2,000.00	014500	10.8
					2,000.00	016100	4.1
					2,000.00	016300	104.9
					2,000.00	016400	8.6
					2,000.00	016450	23.4
					2,000.00	017900	4.5
					2,000.00	018100	383.8
					2,000.00	018350	21.5
					2,000.00	018400	1.0
					2,000.00	018580	43.8
					2,000.00	018970	24.8
					2,017.21	000100	4.1
					2,042.00	000100	113.0
					2,100.00	000100	127.4
					2,100.00	012400	18.1
					2,100.00	016100	13.6
					2,100.00	018580	17.8
					2,100.00	068755	15.7
					2,150.00	012100	1.0
					2,159.04	000100	0.2
					2,200.00	000100	143.2
					2,200.00	010100	1.0
					2,200.00	012900	33.6
					2,200.00	016400	14.6
					2,200.00	017900	5.1
					2,200.00	019100	3.0
					2,250.00	000100	47.4
					2,250.00	016400	13.4
					2,250.00	017520	5.1
					2,285.00	000100	24.2
					2,300.00	000100	86.4
					2,300.00	002500	3.3
					2,300.00	010500	9.1
					2,300.00	012950	11.3
					2,300.00	016300	13.5
					2,300.00	018580	8.3
					2,325.00	012800	11.9
					2,334.00	000100	1.1
					2,334.33	000100	68.3
					2,334.33	010500	32.0
					2,334.39	000100	7.2
					2,334.49	000100	91.4
					2,334.49	012900	108.0
					2,334.49	018300	3.6
Syrah * (Cont'd.)	2,900.00	018580	3.2				
	3,000.00	000100	24.0				
	3,000.00	012500	26.5				
	3,000.00	016100	24.2				
	3,000.00	016500	7.5				
	3,000.00	017900	1.9				
	3,000.00	018300	3.6				
	3,000.00	018400	1.8				
	3,100.00	002500	8.8				
	3,200.00	000100	33.9				
	3,366.11	000100	45.9				
	3,372.68	000100	1.7				
	3,400.00	018400	1.7				
	3,415.59	000100	68.0				
	3,435.00	000100	11.6				
	3,464.00	000100	22.5				
	3,500.00	000100	18.8				
	3,500.00	002100	1.3				
	3,500.00	002600	6.1				
	3,500.00	016300	1.4				
	3,542.22	017500	9.5				
	3,581.00	002500	11.2				
	3,600.00	001900	1.7				
	4,000.00	000100	1.2				
	4,000.00	002500	10.2				
	4,000.00	018300	1.6				
	4,285.71	000100	2.8				
	6,148.00	002500	4.9				
	7,174.00	000100	4.5				
Wtd. Ave. Base & Total Tons	2,040.32		4,051.8				
Tannat	1,600.00	068755	6.2				
	1,800.00	018580	0.9				
Wtd. Ave. Base & Total Tons	1,625.35		7.1				
Tempranillo *	829.41	000100	0.3				
	1,200.00	016400	4.8				
	1,600.00	000100	2.7				
Wtd. Ave. Base & Total Tons	1,324.21		7.8				
Teroldego	2,307.46	000100	18.8				
	2,508.11	000100	3.1				
Wtd. Ave. Base & Total Tons	2,335.86		21.9				
Tinta Cao	800.00	000100	0.3				
Wtd. Ave. Base & Total Tons	800.00		0.3				
Zinfandel	100.00	016100	0.5				
	500.00	012500	15.8				
	500.00	018300	3.4				
	600.00	018200	3.8				
	850.00	000100	8.8				
	1,000.00	000100	62.5				
	1,000.00	012500	74.1				
	1,000.00	016500	2.3				
	1,000.00	016600	0.9				
	1,000.00	018100	12.6				
	1,000.00	018200	0.2				
	1,144.00	018600	15.7				
	1,200.00	000100	63.8				
	1,200.00	016455	8.2				
	1,200.00	016500	6.7				
	1,300.00	000100	20.3				
	1,350.00	000100	12.1				
	1,400.00	000100	81.9				
	1,400.00	016455	33.1				
	1,450.00	016455	59.6				
	1,500.00	000100	232.7				
	1,500.00	012600	6.2				
	1,500.00	012900	18.2				
	1,500.00	016100	3.8				
	1,500.00	016300	17.8				
	1,500.00	018100	12.8				

TABLE 8: BASE PRICE PAID TO GROWERS FOR GRAPES CRUSHED AND DELIVERED TO CALIFORNIA PROCESSORS FROM THE 2004 CROP WITH BRIX FACTORS AND PURCHASED TONNAGE, BY TYPE, VARIETY, REPORTING DISTRICT WHERE GROWN, AND WEIGHTED AVERAGE BASE PRICE.

District, Type, and Variety	Base Price Per Ton	Brix Factors	Tons
	Dollars	Code a/	

District, Type, and Variety	Base Price Per Ton	Brix Factors	Tons
	Dollars	Code a/	

DISTRICT 03 (Cont'd.)

Zinfandel (Cont'd.)	2,334.80	000100	3.8
	2,335.00	000100	10.5
	2,340.00	000100	40.2
	2,350.00	000100	40.7
	2,350.00	012400	11.9
	2,350.00	017900	2.1
	2,351.77	000100	4.4
	2,373.00	000100	0.6
	2,373.00	015150	14.5
	2,373.19	000100	413.3
	2,373.19	008550	6.3
	2,373.19	016500	8.5
	2,373.35	000100	13.3
	2,400.00	000100	71.0
	2,400.00	002100	16.1
	2,400.00	016300	8.8
	2,400.00	018100	12.0
	2,400.00	018300	2.4
	2,400.00	019100	9.5
	2,451.00	019100	5.3
	2,451.71	012100	13.0
	2,451.90	018100	3.0
	2,495.00	000100	0.7
	2,499.87	000100	9.6
	2,500.00	000100	856.8
	2,500.00	002600	2.1
	2,500.00	012900	6.2
	2,500.00	014800	3.5
	2,500.00	015050	6.7
	2,500.00	016100	68.2
	2,500.00	016300	21.9
	2,500.00	016400	2.6
	2,500.00	016450	7.3
	2,500.00	016500	5.3
	2,500.00	017520	15.8
	2,500.00	017900	7.3
	2,500.00	018100	14.6
	2,500.00	018300	1.5
	2,500.00	018600	1.9
	2,500.00	019200	7.5
	2,500.00	046700	24.6
	2,500.00	062050	9.8
	2,500.00	068755	59.4
	2,521.95	000100	6.7
	2,525.00	000100	35.7
	2,525.00	016400	2.3
	2,525.00	018200	2.0
	2,557.50	018200	7.2
	2,567.00	000100	3.7
	2,567.93	000100	10.1
	2,567.93	017300	8.1
	2,585.00	016300	11.3
	2,600.00	000100	92.0
	2,600.00	012600	179.7
	2,600.00	015050	16.2
	2,606.00	018300	9.9
	2,610.51	000100	216.6
	2,611.00	017527	5.2
	2,617.30	000100	33.5
	2,620.00	012600	95.8
	2,644.60	000100	13.3
	2,650.00	000100	17.3
	2,672.84	000100	12.2
	2,676.00	016300	30.8
	2,700.00	000100	115.1
	2,700.00	017900	7.0
	2,700.00	018300	7.3
	2,700.00	019200	2.1
	2,729.17	000100	102.7
	2,742.00	006160	3.9
	2,742.28	000100	8.4
	2,800.00	000100	29.5
	2,800.00	002100	11.1
	2,800.00	018100	9.5
	2,800.00	018300	6.7
	2,808.00	000100	8.2
	2,844.65	000100	15.5
	2,850.00	012900	17.0

	2,868.79	015000	30.0
	2,900.00	000100	34.1
	2,900.00	016500	17.2
	2,900.00	019200	3.6
	2,916.80	000100	6.9
	2,918.11	017300	2.9
	2,918.12	017900	11.1
	2,950.00	000100	18.6
	2,950.00	019200	5.6
	2,966.49	016400	2.8
	3,000.00	000100	122.5
	3,000.00	002500	8.2
	3,000.00	012600	41.0
	3,000.00	016300	35.2
	3,000.00	017527	29.0
	3,000.00	017700	2.7
	3,000.00	017900	36.7
	3,000.00	018100	145.1
	3,000.00	018300	31.8
	3,000.00	019150	3.3
	3,000.00	019200	10.6
	3,085.00	012600	18.7
	3,100.00	000100	24.9
	3,100.00	018100	11.0
	3,121.00	002100	31.4
	3,200.00	013000	4.7
	3,200.00	016400	9.8
	3,200.00	016450	7.2
	3,200.00	018100	21.3
	3,350.24	019100	16.4
	3,360.00	000100	65.4
	3,360.00	015050	10.8
	3,386.00	012600	29.8
	3,400.00	000100	10.7
	3,406.00	012600	16.6
	3,428.00	000100	3.0
	3,498.92	000100	16.0
	3,500.00	000100	18.7
	3,500.00	002600	4.6
	3,558.42	000100	15.0
	3,599.00	000100	2.4
	3,600.00	018100	6.7
	3,770.00	012600	45.3
	3,800.00	000100	14.1
	3,800.00	018400	7.9
	3,921.89	000100	33.3
	3,921.89	016100	14.5
	4,000.00	000100	3.0
	4,000.00	012500	1.9
	4,175.37	018100	47.9
	4,868.53	000100	16.8
	5,026.04	017900	21.8
Wtd. Ave. Base & Total Tons	2,296.43		8,377.0
Other Red b/	800.00	016400	1.6
	1,500.00	000100	17.2
	1,500.00	002600	0.7
	1,800.00	017900	0.3
	2,200.00	012600	22.1
	2,400.00	000100	4.0
	2,400.00	002100	6.9
	2,400.00	012600	7.4
	2,500.00	002300	35.6
	2,750.00	002300	18.8
	3,000.00	002300	1.8
	3,000.00	017900	2.9
	3,558.42	000100	5.8
	3,770.00	002100	50.0
Wtd. Ave. Base & Total Tons	2,770.70		175.1

DISTRICT 04

WINE GRAPES (WHITE)			
Chardonnay *	960.00	000100	20.7
	1,000.00	000100	89.6
	1,000.00	012400	17.3
	1,078.00	000100	2.9

TABLE 8: BASE PRICE PAID TO GROWERS FOR GRAPES CRUSHED AND DELIVERED TO CALIFORNIA PROCESSORS FROM THE 2004 CROP WITH BRIX FACTORS AND PURCHASED TONNAGE, BY TYPE, VARIETY, REPORTING DISTRICT WHERE GROWN, AND WEIGHTED AVERAGE BASE PRICE.

District, Type, and Variety	Base Price Per Ton	Brix Factors	Tons	District, Type, and Variety	Base Price Per Ton	Brix Factors	Tons
	Dollars	Code a/			Dollars	Code a/	
DISTRICT 04 (Cont'd.)					2,047.98	000100	9.5
					2,075.00	000100	12.6
					2,096.67	000100	2.9
					2,096.67	011400	21.3
					2,100.00	000100	589.5
					2,114.87	000100	64.7
					2,125.27	000100	21.0
					2,125.27	012400	22.9
					2,129.21	015900	56.9
					2,141.07	000100	50.6
					2,150.00	012800	15.3
					2,156.00	016400	3.1
					2,156.49	000100	200.5
					2,156.49	010000	8.0
					2,156.49	012100	3.3
					2,156.49	017200	33.0
					2,156.50	000100	6.3
					2,156.84	000100	21.8
					2,175.00	016400	3.9
					2,180.97	000100	63.4
					2,185.00	064200	20.7
					2,200.00	000100	307.1
					2,200.00	010200	22.1
					2,200.00	012950	173.0
					2,200.00	014100	20.7
					2,200.00	016300	14.1
					2,200.80	006070	139.8
					2,202.70	000100	50.9
					2,210.40	006070	18.6
					2,220.08	011400	16.6
					2,221.76	000100	49.0
					2,231.53	011400	37.6
					2,236.58	002700	172.2
					2,247.23	002700	28.1
					2,250.00	000100	33.2
					2,250.00	012800	29.8
					2,250.00	017900	9.8
					2,280.00	002700	83.8
					2,295.74	012400	27.6
					2,300.00	000100	260.4
					2,300.00	014100	25.6
					2,307.44	012400	137.7
					2,314.36	012000	46.1
					2,314.36	012100	25.3
					2,318.23	006070	61.1
					2,323.85	000100	53.0
					2,325.00	000100	28.7
					2,335.19	012400	38.1
					2,337.80	011550	123.9
					2,348.25	014500	23.6
					2,350.00	000100	33.7
					2,350.00	016100	5.7
					2,350.00	016300	10.0
					2,370.00	000100	25.2
					2,372.14	000100	80.9
					2,372.14	043700	104.9
					2,376.30	012400	63.0
					2,400.00	000100	129.1
					2,400.00	012800	7.4
					2,400.00	015100	488.8
					2,400.00	015150	12.1
					2,400.00	017400	9.7
					2,444.06	000100	64.3
					2,444.06	014500	31.0
					2,444.33	010000	7.7
					2,450.00	000100	183.9
					2,473.64	012950	142.6
					2,479.56	016100	10.2
					2,479.96	000100	142.5
					2,500.00	000100	101.2
					2,500.00	002300	8.1
					2,500.00	010500	10.1
					2,500.00	011400	76.2
					2,500.00	012800	3.1
					2,500.00	016500	13.2
					2,500.00	019490	11.0
					2,510.30	000100	3.2
					2,536.13	000100	43.8
					2,542.00	000100	36.7
					2,543.92	000100	105.1

TABLE 8: BASE PRICE PAID TO GROWERS FOR GRAPES CRUSHED AND DELIVERED TO CALIFORNIA PROCESSORS FROM THE 2004 CROP WITH BRIX FACTORS AND PURCHASED TONNAGE, BY TYPE, VARIETY, REPORTING DISTRICT WHERE GROWN, AND WEIGHTED AVERAGE BASE PRICE.

District, Type, and Variety	Base Price Per Ton	Brix Factors	Tons
	Dollars	Code a/	

District, Type, and Variety	Base Price Per Ton	Brix Factors	Tons
	Dollars	Code a/	

DISTRICT 04 (Cont'd.)

Chardonnay * (Cont'd.)	2,547.96	017200	10.0
	2,550.00	000100	17.9
	2,550.00	011400	23.8
	2,550.32	000100	12.7
	2,569.60	012100	12.2
	2,571.38	012400	210.5
	2,587.79	000100	152.7
	2,587.79	012800	62.5
	2,587.79	012900	29.6
	2,588.83	000100	39.4
	2,600.00	000100	167.6
	2,600.00	011400	14.9
	2,600.00	012600	20.0
	2,600.00	016300	14.2
	2,603.40	000100	40.3
	2,638.49	000100	32.1
	2,674.05	000100	1.0
	2,675.00	000100	9.0
	2,680.21	012800	95.0
	2,688.70	000100	62.2
	2,688.71	000100	128.2
	2,695.61	000100	33.1
	2,695.61	012800	286.6
	2,695.61	012900	4.8
	2,700.00	002300	10.7
	2,727.94	000100	26.1
	2,738.35	000100	32.3
	2,750.00	000100	23.0
	2,750.00	012800	16.4
	2,779.96	000100	45.3
	2,780.00	000100	80.8
	2,800.00	010500	6.2
	2,900.00	000100	80.3
	2,900.00	017900	6.1
	2,911.27	000100	8.8
	3,000.00	000100	70.8
	3,000.00	002400	32.6
	3,000.00	017400	6.5
	3,045.00	000100	11.5
	3,087.00	000100	6.6
	3,100.00	000100	38.3
	3,100.00	012600	14.0
	3,200.00	000100	3.0
	3,400.00	000100	105.8
	3,500.00	012600	23.0
	3,500.00	017900	17.8
	3,562.93	000100	23.4
	3,670.00	000100	16.2
	3,750.00	000100	38.4
	4,000.00	000100	12.4
	4,050.00	000100	47.7
	4,500.00	012600	6.4
	4,550.00	000100	22.2
	5,208.45	000100	20.2
	5,500.00	016300	21.6
Wtd. Ave. Base & Total Tons	2,128.00		12,624.8
Chenin Blanc	650.00	008200	88.0
	812.08	000100	20.8
	812.08	010000	11.2
	1,034.84	000100	10.3
	1,210.24	000100	59.9
Wtd. Ave. Base & Total Tons	874.55		190.2
Flora	1,950.00	006070	35.4
Wtd. Ave. Base & Total Tons	1,950.00		35.4
Gewurztraminer	904.00	000100	9.8
	904.37	000100	1.1
	1,050.00	008500	2.5
Wtd. Ave. Base & Total Tons	931.27		13.4
Marsanne	1,600.00	000100	5.6
	3,000.00	016700	0.5

Wtd. Ave. Base & Total Tons	1,714.75		6.1
Muscat Blanc *	1,295.61	002700	11.2
	1,300.00	000100	47.6
	1,500.00	000100	10.1
	1,550.00	012500	3.1
	1,600.00	000100	4.2
	1,600.00	012500	12.8
	2,000.00	000100	2.1
Wtd. Ave. Base & Total Tons	1,402.26		91.1
Pinot Blanc	1,172.93	000100	49.3
	1,195.04	000100	0.8
	1,600.00	000100	16.2
Wtd. Ave. Base & Total Tons	1,277.55		66.3
Pinot Gris *	1,385.17	006045	15.7
	1,600.00	000100	40.3
	1,633.91	006045	14.5
	1,800.00	000100	12.6
	1,800.00	010500	0.4
	1,818.00	012600	21.0
	1,871.66	000100	20.2
	1,913.50	012100	32.8
	1,923.31	000100	9.3
	1,945.19	000100	9.3
	2,121.80	012600	76.9
	2,122.00	012600	17.4
	2,125.27	012600	24.5
	2,200.00	012600	8.8
	2,211.00	012400	5.6
	2,211.00	012600	25.5
	2,220.50	012600	4.6
	2,250.00	012900	9.8
	2,337.80	012600	11.6
	2,400.00	012600	4.0
	2,973.29	000100	11.5
Wtd. Ave. Base & Total Tons	1,997.08		376.3
Roussanne	1,600.00	002300	3.6
Wtd. Ave. Base & Total Tons	1,600.00		3.6
Sauvignon Blanc	500.00	010000	9.9
	950.00	016100	29.4
	1,000.00	000100	24.8
	1,050.00	009900	50.2
	1,100.00	000100	19.2
	1,200.00	016500	35.2
	1,212.00	000100	17.6
	1,250.00	016100	32.9
	1,278.81	000100	11.8
	1,300.00	000100	9.5
	1,400.00	000100	70.5
	1,400.00	010500	25.2
	1,428.87	008200	3.7
	1,438.94	002700	21.6
	1,447.83	000100	15.1
	1,450.00	000100	100.6
	1,500.00	000100	117.5
	1,500.00	010500	15.8
	1,500.00	053800	21.9
	1,500.00	063955	41.0
	1,500.00	067305	50.6
	1,505.07	014100	127.7
	1,515.97	010000	69.1
	1,550.00	000100	361.9
	1,550.00	012600	18.7
	1,558.86	002700	225.9
	1,576.72	014100	9.5
	1,588.77	000100	85.6
	1,588.77	009800	36.5
	1,588.77	016600	27.9
	1,592.12	009900	80.1
	1,592.84	000100	46.7
	1,594.24	014100	17.8

TABLE 8: BASE PRICE PAID TO GROWERS FOR GRAPES CRUSHED AND DELIVERED TO CALIFORNIA PROCESSORS FROM THE 2004 CROP WITH BRIX FACTORS AND PURCHASED TONNAGE, BY TYPE, VARIETY, REPORTING DISTRICT WHERE GROWN, AND WEIGHTED AVERAGE BASE PRICE.

District, Type, and Variety	Base Price Per Ton	Brix Factors	Tons	District, Type, and Variety	Base Price Per Ton	Brix Factors	Tons
	Dollars	Code a/			Dollars	Code a/	
DISTRICT 04 (Cont'd.)							
Sauvignon Blanc (Cont'd.)	1,596.25	014100	27.9		1,500.00	000100	14.6
	1,597.20	000100	374.5		1,550.00	000100	36.9
	1,598.50	000100	12.2		1,600.00	000100	4.5
	1,598.51	000100	142.5		1,616.00	000100	5.2
	1,598.51	051910	37.0		1,648.31	000100	30.7
	1,598.51	067550	17.9		1,677.02	000100	1.2
	1,599.00	018350	20.7		1,750.00	000100	29.7
	1,600.00	000100	210.1		1,837.50	007800	11.5
	1,600.00	012100	2.2		1,932.43	000100	8.9
	1,600.00	012600	25.6		2,000.00	000100	23.7
	1,601.62	000100	41.6		2,063.00	008000	1.9
	1,616.00	000100	3.8		2,100.00	000100	8.1
	1,650.00	000100	109.0		2,200.00	012600	3.3
	1,664.87	009900	5.8		2,238.00	010000	4.4
	1,675.00	017520	21.2		2,280.00	000100	19.8
	1,678.37	015800	35.1		2,698.26	000100	13.4
	1,693.52	014100	20.3		2,786.44	010500	5.0
	1,698.51	000100	183.5		3,400.00	020220	1.5
	1,700.00	000100	35.5		6,035.21	000100	34.1
	1,700.00	009900	29.0		6,559.22	000100	6.0
	1,725.00	000100	13.9	Wtd. Ave. Base & Total Tons	2,512.52		267.1
	1,725.00	009900	23.3	Viognier	500.00	000100	23.3
	1,729.24	000100	41.2		1,600.00	002300	3.4
	1,750.00	002200	4.3		1,800.00	000100	0.1
	1,750.00	016500	6.0		2,054.00	018200	13.9
	1,752.75	000100	31.5		2,056.14	000100	0.4
	1,758.54	035800	71.3		2,100.23	002700	9.6
	1,761.00	008200	6.6		2,200.00	017900	9.0
	1,765.35	000100	34.7		2,300.00	012800	9.2
	1,769.79	008500	25.2		2,567.79	000100	17.4
	1,777.05	000100	17.3		2,773.21	016700	2.6
	1,800.00	000100	99.9		3,000.00	000100	8.3
	1,800.00	010500	9.6		3,231.00	000100	0.3
	1,800.00	014100	9.1		3,500.00	000100	1.5
	1,800.00	018200	2.2		3,500.00	016200	0.1
	1,805.98	000100	36.6		4,086.42	000100	1.7
	1,815.59	011200	30.9	Wtd. Ave. Base & Total Tons	1,964.99		100.8
	1,848.79	015900	40.8	White Riesling *	904.00	000100	7.8
	1,850.00	000100	16.8		1,300.00	000100	11.9
	1,860.89	014100	56.5		1,500.00	000100	6.2
	1,876.14	012100	26.4		1,800.00	000100	2.5
	1,900.00	000100	5.5		1,817.00	000100	9.4
	1,918.00	000100	3.8		2,000.00	000100	2.1
	1,918.40	000100	1.9		2,400.00	011570	79.2
	1,919.00	002200	14.8		3,457.00	002690	4.3
	1,950.00	000100	19.3	Wtd. Ave. Base & Total Tons	2,127.60		123.4
	2,000.00	000100	126.0	Other White b/	1,592.84	000100	0.2
	2,000.00	012100	3.8		1,900.00	012400	41.9
	2,000.00	012600	19.9		2,200.00	008900	7.3
	2,054.00	000100	14.7		2,280.00	012400	26.8
	2,100.00	000100	5.9	Wtd. Ave. Base & Total Tons	2,061.58		76.2
	2,100.00	008200	10.0	WINE GRAPES (RED)			
	2,182.77	035800	116.0	Aglianico	2,500.00	000100	0.3
	2,185.00	002200	7.1	Wtd. Ave. Base & Total Tons	2,500.00		0.3
	2,191.82	000100	5.6	Barbera	1,500.00	000100	13.6
	2,191.82	009600	5.0		1,972.00	018350	0.3
	2,192.48	012100	17.0		2,000.00	000100	10.8
	2,200.00	008200	5.5		3,000.00	018400	0.9
	4,086.42	000100	2.1	Wtd. Ave. Base & Total Tons	1,769.20		25.6
	6,035.21	000100	4.6	Cabernet Franc	1,000.00	000100	1.8
Wtd. Ave. Base & Total Tons	1,629.32		4,179.4		1,000.00	017500	1.0
Sauvignon Musque	1,500.00	000100	12.2		1,500.00	000100	6.8
	1,550.00	000100	18.4		1,500.00	068755	67.5
	1,864.00	018350	45.9		1,700.00	000100	8.3
	2,000.00	000100	7.7		1,800.00	000100	3.9
	4,086.42	000100	8.1		1,949.00	000100	12.3
Wtd. Ave. Base & Total Tons	1,959.67		92.3		2,000.00	000100	4.8
Sauvignon Vert *	1,800.00	000100	7.9				
	2,100.00	000100	0.4				
Wtd. Ave. Base & Total Tons	1,814.46		8.3				
Semillon	800.00	013700	2.1				
	1,450.00	020100	0.6				

TABLE 8: BASE PRICE PAID TO GROWERS FOR GRAPES CRUSHED AND DELIVERED TO CALIFORNIA PROCESSORS FROM THE 2004 CROP WITH BRIX FACTORS AND PURCHASED TONNAGE, BY TYPE, VARIETY, REPORTING DISTRICT WHERE GROWN, AND WEIGHTED AVERAGE BASE PRICE.

District, Type, and Variety	Base Price Per Ton	Brix Factors	Tons	District, Type, and Variety	Base Price Per Ton	Brix Factors	Tons
	Dollars	Code a/			Dollars	Code a/	
DISTRICT 04 (Cont'd.)					4,633.81	000100	14.2
					4,633.85	000100	12.3
					4,747.85	000100	16.4
					4,826.18	000100	4.1
					4,826.68	000100	15.3
					4,828.00	002500	0.5
					4,950.00	017400	3.1
					5,000.00	000100	5.5
					5,000.00	002500	1.0
					5,000.00	010500	0.6
					5,000.00	012900	0.5
					5,000.00	016300	3.8
					5,000.00	016700	1.2
					5,000.00	017900	3.0
					5,000.00	018300	0.7
					5,019.74	016700	12.3
					5,055.00	012600	10.4
					5,113.58	000100	0.3
					5,200.00	000100	10.7
					5,213.00	000100	2.8
					5,432.00	000100	2.1
					5,500.00	016350	30.4
					5,517.07	016100	8.6
					5,750.00	010000	1.0
					5,761.00	000100	3.9
					5,800.00	000100	8.6
					5,845.40	012400	1.4
					5,850.00	000100	14.1
					5,889.30	000100	1.9
					6,000.00	000100	9.7
					6,000.00	002500	1.8
					6,000.00	016600	1.5
					6,000.00	017900	1.0
					6,050.00	000100	0.7
					6,300.00	019452	1.6
					6,500.00	016500	0.5
					6,628.00	000100	4.8
					6,716.03	000100	1.8
					6,716.03	002700	7.0
					6,817.39	000100	1.5
					7,128.93	000100	4.5
					8,000.00	002500	1.2
					8,000.00	018200	0.9
					9,480.00	069324	2.8
					11,000.00	016300	2.7
					20,081.92	000100	2.7
				Wtd. Ave. Base & Total Tons	3,931.95		1,230.6
				Cabernet Sauvignon	700.00	000100	0.7
					750.00	000100	174.8
					1,000.00	000100	22.0
					1,000.00	017500	11.2
					1,010.00	000100	4.1
					1,060.50	000100	17.1
					1,250.00	010000	5.8
					1,375.00	016455	28.1
					1,400.00	068262	74.5
					1,446.00	016100	387.5
					1,498.00	016500	2.5
					1,500.00	000100	10.2
					1,500.00	012400	55.9
					1,500.00	017400	10.5
					1,500.00	017500	10.3
					1,500.00	017522	52.6
					1,500.00	018800	13.7
					1,500.00	068262	32.5
					1,500.00	068769	30.1
					1,500.00	069333	126.5
					1,556.00	002700	66.4
					1,556.00	043700	268.9
					1,575.00	068769	44.5
					1,600.00	000100	59.0
					1,600.00	016500	12.3
					1,600.00	017522	318.2
					1,600.00	018200	5.7
					1,650.00	017500	3.5
					1,700.00	000100	109.6
					1,700.00	012800	68.2
					1,700.00	068261	14.1

TABLE 8: BASE PRICE PAID TO GROWERS FOR GRAPES CRUSHED AND DELIVERED TO CALIFORNIA PROCESSORS FROM THE 2004 CROP WITH BRIX FACTORS AND PURCHASED TONNAGE, BY TYPE, VARIETY, REPORTING DISTRICT WHERE GROWN, AND WEIGHTED AVERAGE BASE PRICE.

District, Type, and Variety	Base Price Per Ton	Brix Factors	Tons	District, Type, and Variety	Base Price Per Ton	Brix Factors	Tons
	Dollars	Code a/			Dollars	Code a/	
DISTRICT 04 (Cont'd.)							
Cabernet Sauvignon (Cont'd.)	1,725.00	068769	45.7		3,000.00	018300	11.8
	1,800.00	000100	246.1		3,000.00	018800	5.2
	1,800.00	012400	9.3		3,014.83	000100	21.1
	1,800.00	016300	0.6		3,079.62	014100	14.9
	1,800.00	068259	1.8		3,105.18	000100	11.8
	1,800.00	068262	40.4		3,176.05	000100	170.4
	1,800.00	068755	43.0		3,200.00	000100	134.8
	1,866.93	000100	56.9		3,200.00	016300	69.3
	1,900.00	014100	4.7		3,200.00	017900	1.8
	2,000.00	000100	70.9		3,208.68	000100	53.6
	2,000.00	010100	5.2		3,210.00	000100	9.1
	2,000.00	014100	11.9		3,220.00	000100	22.9
	2,000.00	016300	65.1		3,231.96	000100	80.1
	2,000.00	016500	0.6		3,250.00	010200	0.5
	2,000.00	017400	15.0		3,274.53	002700	80.2
	2,000.00	017500	141.9		3,282.50	000100	5.6
	2,000.00	017900	9.0		3,296.70	017500	11.3
	2,000.00	018200	3.8		3,300.00	000100	75.8
	2,000.00	018300	3.7		3,300.00	067353	15.1
	2,000.00	019000	3.2		3,316.30	002700	26.0
	2,000.00	067650	48.1		3,333.00	017500	11.3
	2,000.00	068259	29.0		3,348.00	000100	37.8
	2,000.00	068455	58.1		3,350.00	012800	45.3
	2,000.00	069334	308.1		3,361.98	000100	20.4
	2,100.00	017500	32.6		3,367.72	000100	96.3
	2,100.00	068257	234.4		3,375.10	018970	16.7
	2,129.00	000100	17.9		3,380.69	000100	3.7
	2,150.00	000100	68.8		3,392.61	010000	8.1
	2,170.00	018200	4.6		3,400.00	000100	214.4
	2,200.00	000100	8.8		3,400.00	002100	62.4
	2,219.70	010000	279.7		3,400.00	016350	25.8
	2,250.00	012600	160.6		3,400.00	017500	7.1
	2,300.00	000100	16.4		3,400.00	017900	4.5
	2,300.00	066852	67.5		3,461.94	000100	229.7
	2,300.00	068259	7.6		3,476.42	000100	137.5
	2,300.00	068262	17.0		3,492.51	000100	6.9
	2,400.00	000100	262.3		3,495.46	000100	21.2
	2,400.00	016300	107.2		3,500.00	000100	310.6
	2,400.00	016500	8.4		3,500.00	010500	3.9
	2,400.00	066852	112.4		3,500.00	012400	27.2
	2,400.00	068262	85.9		3,500.00	012600	2.2
	2,400.00	069333	7.0		3,500.00	016300	315.1
	2,500.00	000100	283.4		3,500.00	016400	4.3
	2,500.00	012100	0.4		3,500.00	016500	5.1
	2,500.00	016100	28.9		3,500.00	018300	5.9
	2,500.00	016300	37.4		3,500.00	018800	9.6
	2,500.00	016400	37.3		3,500.00	019100	18.3
	2,500.00	017500	6.1		3,500.00	053800	19.3
	2,500.00	017520	54.8		3,500.00	067650	96.5
	2,500.00	068258	21.7		3,518.42	017500	22.1
	2,500.00	068259	57.1		3,524.05	065400	60.7
	2,500.00	069333	75.9		3,535.00	000100	12.2
	2,528.98	000100	54.1		3,550.00	000100	13.4
	2,600.00	000100	16.5		3,570.00	000100	15.1
	2,600.00	016100	89.6		3,600.00	000100	109.4
	2,600.00	066852	115.2		3,600.00	015900	14.6
	2,620.37	000100	12.2		3,600.00	016500	3.1
	2,631.84	002100	76.4		3,600.00	017300	6.6
	2,750.00	000100	11.7		3,600.00	019460	14.0
	2,750.00	016100	3.9		3,600.00	053800	8.2
	2,800.00	000100	57.6		3,604.41	000100	131.8
	2,800.00	016300	218.2		3,640.17	017500	58.5
	2,800.00	019000	9.5		3,675.13	000100	21.1
	2,900.00	016300	20.2		3,700.00	000100	14.5
	2,900.00	017500	49.5		3,700.00	016400	4.5
	2,900.00	067860	48.2		3,700.00	018200	10.2
	2,925.00	018300	8.0		3,700.00	019200	5.5
	2,945.47	000100	56.7		3,732.18	016100	4.4
	2,964.59	018350	110.4		3,750.00	000100	90.9
	2,975.00	016300	12.0		3,750.00	012100	4.9
	2,995.73	000100	237.1		3,750.00	015100	148.4
	3,000.00	000100	461.4		3,800.00	000100	88.6
	3,000.00	012400	1.6		3,800.00	010200	2.0
	3,000.00	016100	5.0		3,800.00	012400	30.5
	3,000.00	016300	145.3		3,800.00	016100	19.3
	3,000.00	016400	10.6		3,800.00	017500	49.2
	3,000.00	016700	1.3		3,800.00	019000	20.3
	3,000.00	018200	51.6		3,811.30	000100	8.2
					3,825.00	014100	46.8
					3,827.02	000100	58.5

TABLE 8: BASE PRICE PAID TO GROWERS FOR GRAPES CRUSHED AND DELIVERED TO CALIFORNIA PROCESSORS FROM THE 2004 CROP WITH BRIX FACTORS AND PURCHASED TONNAGE, BY TYPE, VARIETY, REPORTING DISTRICT WHERE GROWN, AND WEIGHTED AVERAGE BASE PRICE.

District, Type, and Variety	Base Price Per Ton	Brix Factors	Tons
	Dollars	Code a/	

District, Type, and Variety	Base Price Per Ton	Brix Factors	Tons
	Dollars	Code a/	

DISTRICT 04 (Cont'd.)

Cabernet Sauvignon (Cont'd.)	3,838.00	000100	24.0
	3,850.00	000100	2.3
	3,850.00	012900	0.5
	3,878.00	002300	2.1
	3,878.42	000100	31.1
	3,892.66	000100	21.7
	3,900.00	000100	20.3
	3,900.00	017500	46.4
	3,911.00	000100	10.1
	3,911.00	012400	1.0
	3,915.61	000100	88.6
	3,915.61	002700	9.3
	3,915.61	010000	99.7
	3,915.61	014100	92.2
	3,915.61	016300	398.9
	3,915.61	016600	10.8
	3,915.61	065400	210.0
	3,916.00	000100	31.3
	3,916.00	002300	5.0
	3,950.00	016100	8.0
	3,974.71	000100	2.8
	4,000.00	000100	425.3
	4,000.00	001000	1.1
	4,000.00	002500	5.0
	4,000.00	012100	8.6
	4,000.00	012400	63.6
	4,000.00	012900	57.4
	4,000.00	016100	6.0
	4,000.00	016200	8.0
	4,000.00	016300	41.3
	4,000.00	016400	0.1
	4,000.00	016500	44.2
	4,000.00	016600	3.5
	4,000.00	017900	14.7
	4,000.00	018300	4.2
	4,000.00	019100	5.3
	4,000.00	047850	22.3
	4,010.00	000100	78.2
	4,010.23	000100	236.2
	4,010.23	012600	7.8
	4,010.85	000100	238.8
	4,016.00	016500	1.3
	4,018.43	016100	11.3
	4,020.32	000100	3.6
	4,026.00	000100	42.6
	4,044.00	000100	122.5
	4,044.00	012100	10.8
	4,044.00	016500	9.9
	4,044.63	000100	125.6
	4,044.63	012400	88.7
	4,044.63	016200	4.7
	4,045.00	000100	14.4
	4,050.00	000100	2.6
	4,050.00	016350	19.2
	4,084.10	000100	8.3
	4,100.00	000100	87.7
	4,100.00	018200	0.9
	4,105.57	016300	78.1
	4,110.85	000100	48.3
	4,111.39	000100	43.9
	4,118.24	000100	24.2
	4,132.52	014100	12.1
	4,152.98	014100	102.2
	4,194.00	000100	22.8
	4,200.00	000100	103.2
	4,200.00	010500	15.0
	4,200.00	018800	50.9
	4,200.00	053700	19.4
	4,210.00	000100	9.7
	4,210.23	000100	339.2
	4,210.74	008630	5.4
	4,211.39	000100	21.3
	4,220.66	012100	7.0
	4,225.91	017900	168.6
	4,241.18	000100	14.9
	4,246.86	000100	25.6
	4,246.86	010000	8.6
	4,250.00	000100	7.0

4,250.00	010500	6.9
4,260.85	012400	18.5
4,265.35	000100	33.9
4,265.35	016300	24.6
4,275.00	000100	13.0
4,300.00	000100	2.1
4,300.00	012400	4.4
4,300.00	012900	5.4
4,300.00	069332	8.5
4,307.17	000100	150.5
4,307.17	015000	30.6
4,307.17	016300	23.9
4,307.17	017400	4.3
4,313.31	000100	6.7
4,337.45	000100	7.4
4,344.00	010100	4.1
4,348.04	000100	10.9
4,362.44	000100	22.5
4,374.82	000100	70.5
4,400.00	000100	43.8
4,400.00	016300	6.7
4,400.00	016400	8.2
4,400.00	016500	22.1
4,400.00	017900	2.4
4,400.00	019000	9.0
4,400.00	047850	6.2
4,410.00	000100	9.1
4,411.25	000100	34.8
4,411.25	012950	2.7
4,411.25	016400	10.5
4,411.91	000100	7.5
4,411.94	000100	63.3
4,411.94	012400	1.9
4,412.41	000100	100.8
4,420.25	000100	16.1
4,422.35	000100	4.0
4,442.35	016200	100.5
4,448.40	000100	161.9
4,448.40	002700	159.3
4,448.40	014100	44.2
4,448.40	043700	1,249.9
4,448.40	059985	23.4
4,449.00	000100	14.5
4,449.09	000100	83.3
4,449.09	012100	7.6
4,449.09	012400	65.9
4,481.72	000100	96.0
4,500.00	000100	468.1
4,500.00	010500	5.4
4,500.00	012100	3.5
4,500.00	012950	67.8
4,500.00	015100	5.7
4,500.00	016100	1.2
4,500.00	016300	38.4
4,500.00	016400	11.5
4,500.00	016455	24.0
4,500.00	016500	6.8
4,500.00	017300	64.2
4,500.00	017400	3.2
4,500.00	017500	9.7
4,500.00	018350	28.6
4,500.00	018400	19.4
4,500.00	053700	58.4
4,500.00	053800	55.3
4,502.95	000100	187.1
4,502.95	016400	16.9
4,505.90	000100	56.4
4,537.75	000100	22.1
4,545.00	000100	24.6
4,545.00	017300	31.3
4,563.07	012100	19.1
4,600.00	000100	5.2
4,600.00	018300	50.6
4,603.42	016500	15.1
4,612.00	000100	13.0
4,612.00	002500	8.1
4,612.00	018200	5.3
4,612.48	000100	97.1
4,613.00	000100	8.3
4,650.00	000100	3.9

TABLE 8: BASE PRICE PAID TO GROWERS FOR GRAPES CRUSHED AND DELIVERED TO CALIFORNIA PROCESSORS FROM THE 2004 CROP WITH BRIX FACTORS AND PURCHASED TONNAGE, BY TYPE, VARIETY, REPORTING DISTRICT WHERE GROWN, AND WEIGHTED AVERAGE BASE PRICE.

District, Type, and Variety	Base Price Per Ton	Brix Factors	Tons	District, Type, and Variety	Base Price Per Ton	Brix Factors	Tons
	Dollars	Code a/			Dollars	Code a/	
DISTRICT 04 (Cont'd.)					5,056.00	000100	46.9
					5,100.00	000100	25.3
					5,100.00	017500	20.8
Cabernet Sauvignon (Cont'd.)	4,651.32	000100	27.0		5,113.58	000100	72.0
	4,651.32	015100	7.1		5,116.91	000100	2.8
	4,654.10	016300	13.3		5,120.50	016350	20.9
	4,693.50	000100	17.4		5,149.64	050500	358.8
	4,698.73	000100	45.2		5,200.00	000100	3.5
	4,700.00	000100	24.8		5,200.00	016500	2.5
	4,700.00	010000	3.6		5,200.00	018300	21.0
	4,700.00	010500	6.4		5,250.00	000100	4.0
	4,706.00	053800	19.5		5,250.00	012800	12.3
	4,721.80	000100	298.8		5,250.00	018800	23.8
	4,750.00	012100	8.1		5,257.00	000100	6.5
	4,798.51	016300	17.2		5,257.20	000100	25.7
	4,800.00	000100	38.6		5,257.20	012800	8.4
	4,800.00	012600	5.4		5,258.02	000100	36.2
	4,800.00	016200	16.2		5,258.02	010000	56.2
	4,800.00	016500	8.5		5,258.02	012950	10.5
	4,800.00	018400	35.7		5,263.00	000100	23.8
	4,812.28	002500	10.9		5,306.70	016350	9.8
	4,812.28	016600	2.9		5,331.65	016350	6.3
	4,813.00	000100	33.0		5,347.45	016500	5.8
	4,813.02	000100	92.7		5,353.25	016350	13.4
	4,813.02	012400	7.1		5,379.36	000100	77.7
	4,827.00	000100	35.5		5,400.00	000100	84.1
	4,830.03	010100	3.2		5,400.00	019250	6.9
	4,842.28	000100	84.9		5,432.00	000100	20.7
	4,850.00	000100	2.6		5,459.40	000100	4.7
	4,852.80	000100	154.7		5,460.00	016500	22.3
	4,852.80	016300	294.1		5,492.90	016350	16.6
	4,853.00	000100	6.3		5,500.00	000100	80.4
	4,853.56	000100	83.7		5,500.00	012900	1.1
	4,853.56	010100	4.7		5,500.00	016300	16.3
	4,853.56	012400	189.4		5,500.00	016350	9.7
	4,853.56	016200	120.7		5,500.00	017500	24.9
	4,853.56	016700	6.2		5,500.00	069310	8.8
	4,853.66	016700	7.8		5,511.00	000100	7.9
	4,891.02	000100	68.9		5,511.00	010100	8.7
	4,894.51	000100	10.5		5,511.00	012400	9.3
	4,894.51	012600	24.9		5,538.36	000100	18.6
	4,895.00	000100	27.1		5,600.00	000100	18.6
	4,900.00	019300	66.0		5,600.00	018200	6.8
	4,926.00	000100	18.3		5,628.90	000100	38.0
	5,000.00	000100	613.1		5,641.69	000100	7.6
	5,000.00	002500	3.9		5,641.69	010000	11.0
	5,000.00	002700	32.7		5,661.60	000100	9.5
	5,000.00	010500	19.5		5,671.89	016100	20.8
	5,000.00	012100	12.0		5,688.00	011300	109.1
	5,000.00	012400	34.0		5,750.00	010000	30.7
	5,000.00	012900	5.7		5,800.00	000100	17.6
	5,000.00	016200	1.9		5,800.00	012400	13.8
	5,000.00	016300	63.6		5,826.00	053700	44.7
	5,000.00	016350	6.6		5,850.00	000100	45.6
	5,000.00	016400	25.6		5,863.80	000100	26.4
	5,000.00	016500	21.0		5,864.85	016300	15.5
	5,000.00	017900	4.7		5,885.00	000100	4.5
	5,000.00	018300	8.2		6,000.00	000100	386.4
	5,000.00	018850	2.0		6,000.00	002500	3.5
	5,000.00	067650	13.6		6,000.00	012900	10.4
	5,000.00	069334	9.5		6,000.00	016350	45.1
	5,008.97	012950	39.3		6,000.00	016400	4.5
	5,012.00	000100	11.4		6,000.00	016500	35.3
	5,012.79	000100	3.6		6,000.00	016700	4.5
	5,013.00	000100	8.7		6,000.00	017500	29.0
	5,013.56	000100	113.2		6,000.00	017900	23.6
	5,014.10	000100	29.7		6,000.00	018100	3.4
	5,014.83	000100	17.5		6,000.00	018300	5.5
	5,014.83	010000	13.9		6,000.00	018400	1.9
	5,020.00	069334	6.5		6,015.00	000100	29.2
	5,025.00	000100	36.8		6,016.28	000100	17.4
	5,025.40	000100	9.5		6,030.00	000100	109.3
	5,025.40	053700	46.7		6,041.00	015100	48.0
	5,026.00	000100	5.2		6,050.00	000100	19.1
	5,055.00	000100	230.7		6,066.00	000100	45.3
	5,055.00	012800	93.3		6,066.00	018200	1.9
	5,055.00	016500	10.7		6,066.95	000100	28.2
	5,055.70	016300	9.0		6,113.75	000100	26.9
	5,055.79	000100	126.0		6,120.00	000100	73.9
	5,055.79	010000	4.6		6,200.00	000100	2.6
	5,055.79	016700	90.6		6,237.70	016350	9.3

TABLE 8: BASE PRICE PAID TO GROWERS FOR GRAPES CRUSHED AND DELIVERED TO CALIFORNIA PROCESSORS FROM THE 2004 CROP WITH BRIX FACTORS AND PURCHASED TONNAGE, BY TYPE, VARIETY, REPORTING DISTRICT WHERE GROWN, AND WEIGHTED AVERAGE BASE PRICE.

District, Type, and Variety	Base Price Per Ton	Brix Factors	Tons	District, Type, and Variety	Base Price Per Ton	Brix Factors	Tons
	Dollars	Code a/			Dollars	Code a/	
DISTRICT 04 (Cont'd.)							
Cabernet Sauvignon (Cont'd.)	6,250.00	000100	3.8	Dolcetto	900.00	000100	0.9
	6,300.00	018800	50.4		916.88	000100	11.0
	6,400.88	000100	1.1		943.00	000100	10.2
	6,416.37	016400	4.8		1,500.00	068755	15.2
	6,430.20	012400	5.4	Wtd. Ave. Base & Total Tons	1,161.24		37.3
	6,433.00	000100	39.5	Early Burgundy	800.00	012800	2.1
	6,439.33	000100	28.0	Wtd. Ave. Base & Total Tons	800.00		2.1
	6,471.41	016400	20.0	Gamay (Napa) *	700.00	008100	25.7
	6,471.41	017100	48.1		800.00	000100	9.0
	6,500.00	000100	27.3		850.00	000100	13.0
	6,500.00	016455	21.4		931.18	063960	4.9
	6,500.00	016500	34.9		1,000.00	000100	4.5
	6,500.00	018200	1.3		1,000.00	006800	21.0
	6,688.57	000100	16.7		1,000.00	012900	4.7
	6,817.39	000100	5.6		1,200.00	000100	3.0
	6,900.00	000100	72.4		1,250.00	000100	4.4
	6,982.96	000100	2.8		1,350.00	000100	6.1
	7,000.00	000100	27.8	Wtd. Ave. Base & Total Tons	917.32		96.3
	7,000.00	016500	22.8	Grenache *	1,000.00	000100	1.1
	7,000.00	017900	2.3		1,000.00	017522	3.7
	7,500.00	000100	14.3		2,000.00	000100	2.3
	7,500.00	016100	11.5		2,400.00	018200	0.7
	7,500.00	016300	1.9		3,000.00	000100	20.0
	7,500.00	016400	9.5		3,125.85	000100	5.8
	7,530.45	000100	12.2		3,182.00	000100	2.0
	7,544.00	000100	2.4		3,267.93	000100	1.4
	7,544.13	000100	4.4		3,500.00	000100	3.0
	7,566.65	002700	21.1		3,889.47	016300	0.7
	7,755.00	016350	7.7	Wtd. Ave. Base & Total Tons	2,785.54		40.7
	7,831.22	000100	106.9	Malbec	2,772.00	019200	5.8
	8,000.00	000100	11.3		2,800.00	000100	0.3
	8,000.00	002500	11.3		3,000.00	000100	11.7
	8,000.00	016500	13.0		3,000.00	017520	1.0
	8,000.00	018200	1.0		3,080.58	000100	5.1
	8,190.00	016650	18.0		3,300.00	000100	1.2
	8,220.07	000100	9.5		3,400.00	000100	0.5
	8,344.92	000100	7.2		3,500.00	000100	9.0
	9,302.65	017100	89.2		3,582.00	016400	1.1
	9,480.00	069324	11.9		3,750.00	000100	0.8
	9,505.86	000100	20.2		3,750.00	015100	1.6
	10,236.57	000100	14.5		3,800.00	000100	1.3
	10,408.68	000100	19.3		3,915.36	000100	17.1
	11,000.00	016300	55.9		4,000.00	000100	1.3
	11,283.00	000100	9.8		4,000.00	010500	1.0
	11,656.45	000100	5.2		4,115.36	000100	12.5
	12,847.62	000100	14.2		4,200.00	000100	2.6
	18,500.00	016500	4.7		4,488.84	000100	11.7
	20,081.92	000100	28.4		4,698.00	018350	1.4
Wtd. Ave. Base & Total Tons	3,947.18		26,551.7		4,700.00	016350	4.3
					4,800.00	000100	0.5
Carignane	1,500.00	000100	8.3		4,894.20	000100	10.5
	1,636.00	000100	3.5		4,894.20	016700	5.3
	1,747.13	000100	2.8		4,920.00	000100	0.2
	1,800.00	017200	1.1		5,000.00	000100	5.8
	2,250.00	000100	4.5		5,200.00	018300	2.4
	2,350.00	000100	2.0		5,332.02	002700	1.0
Wtd. Ave. Base & Total Tons	1,796.08		22.2		6,120.00	000100	1.2
				Wtd. Ave. Base & Total Tons	4,047.99		118.2
Carmenere	1,600.00	000100	2.4	Mataro *	3,555.00	000100	1.9
	2,714.68	000100	1.4		3,566.71	000100	4.8
Wtd. Ave. Base & Total Tons	2,010.67		3.8	Wtd. Ave. Base & Total Tons	3,563.39		6.7
				Merlot	500.00	008630	6.1
Charbono	1,000.00	000100	5.2		750.00	017500	7.5
	1,262.50	016300	4.6		1,000.00	000100	59.0
	1,500.00	000100	4.8		1,000.00	017500	7.5
	1,630.00	000100	10.0		1,010.00	000100	31.7
	1,650.00	016300	2.6		1,020.00	016100	1.3
	1,800.00	000100	8.1		1,060.50	000100	78.3
	2,000.00	000100	13.0				
	2,200.00	000100	17.5				
	2,500.00	000100	8.5				
	3,000.00	000100	3.4				
Wtd. Ave. Base & Total Tons	1,921.85		77.7				

TABLE 8: BASE PRICE PAID TO GROWERS FOR GRAPES CRUSHED AND DELIVERED TO CALIFORNIA PROCESSORS FROM THE 2004 CROP WITH BRIX FACTORS AND PURCHASED TONNAGE, BY TYPE, VARIETY, REPORTING DISTRICT WHERE GROWN, AND WEIGHTED AVERAGE BASE PRICE.

District, Type, and Variety	Base Price Per Ton	Brix Factors	Tons
	Dollars	Code a/	

District, Type, and Variety	Base Price Per Ton	Brix Factors	Tons
	Dollars	Code a/	

DISTRICT 04 (Cont'd.)

Merlot (Cont'd.)	1,100.00	010300	16.1
	1,200.00	012100	5.6
	1,200.00	019000	2.5
	1,250.00	016300	8.7
	1,250.00	016455	24.2
	1,300.00	000100	3.9
	1,338.00	017900	1.4
	1,400.00	000100	47.6
	1,400.00	068262	269.3
	1,446.00	016100	15.1
	1,450.00	017522	35.7
	1,500.00	000100	122.1
	1,500.00	006500	10.1
	1,500.00	012800	10.7
	1,500.00	013700	3.9
	1,500.00	016100	35.8
	1,500.00	016300	90.2
	1,500.00	017522	117.7
	1,500.00	018200	3.7
	1,500.00	065400	13.5
	1,500.00	067351	34.9
	1,500.00	068262	88.4
	1,500.00	068455	145.2
	1,500.00	068703	14.3
	1,500.00	069333	161.4
	1,537.50	012600	51.0
	1,550.00	000100	28.8
	1,556.00	043700	87.2
	1,600.00	000100	56.4
	1,600.00	068257	392.5
	1,650.00	000100	15.9
	1,650.00	016100	16.2
	1,650.00	068769	149.5
	1,650.00	069333	121.2
	1,694.45	000100	36.7
	1,700.00	000100	43.0
	1,700.00	012400	58.8
	1,700.00	016100	62.4
	1,700.00	016350	4.3
	1,739.94	002300	20.0
	1,750.00	016100	24.3
	1,800.00	000100	217.6
	1,800.00	016300	8.7
	1,810.00	016400	16.7
	1,887.85	010000	165.7
	1,900.00	016500	5.6
	1,940.00	016350	166.7
	1,985.84	002300	22.1
	2,000.00	000100	145.9
	2,000.00	016100	10.0
	2,000.00	016300	45.0
	2,037.00	016350	189.5
	2,037.04	000100	5.4
	2,100.00	017526	16.7
	2,171.96	000100	98.4
	2,200.00	000100	30.3
	2,200.00	016100	85.9
	2,200.00	016300	22.3
	2,250.00	000100	12.3
	2,250.00	010500	10.6
	2,250.49	002700	9.7
	2,268.03	016100	71.7
	2,300.00	000100	62.7
	2,300.00	002700	33.1
	2,300.00	018200	29.7
	2,350.00	000100	11.8
	2,370.85	002700	49.9
	2,378.30	000100	2.0
	2,388.69	016100	81.6
	2,391.89	002100	42.9
	2,397.19	016350	8.4
	2,400.00	000100	187.3
	2,400.00	012600	7.2
	2,400.00	016200	37.1
	2,400.00	016300	5.3
	2,400.00	068262	16.1
	2,400.00	068755	43.7
	2,416.75	065400	19.6

2,429.19	062050	54.7
2,445.63	016200	28.7
2,469.64	002700	37.2
2,500.00	000100	1,383.8
2,500.00	012400	8.8
2,500.00	016200	2.2
2,500.00	016300	361.2
2,500.00	016400	37.0
2,500.00	065400	4.8
2,500.00	066370	206.2
2,500.00	067860	42.0
2,500.00	068755	139.9
2,504.95	002700	48.0
2,515.64	014100	51.2
2,575.61	000100	8.0
2,577.56	002700	74.5
2,583.39	018200	14.8
2,600.00	000100	15.9
2,600.00	010100	0.6
2,600.00	012600	1.9
2,600.00	014100	27.9
2,600.00	016350	10.1
2,620.08	016300	27.5
2,620.30	014100	9.6
2,635.00	000100	20.2
2,645.93	000100	37.8
2,650.00	014100	17.0
2,650.24	000100	172.1
2,655.00	000100	17.8
2,685.00	000100	8.3
2,685.28	000100	126.6
2,685.28	010000	60.7
2,685.28	016200	12.6
2,685.28	016300	86.6
2,685.28	016600	14.2
2,685.28	019490	11.2
2,700.00	000100	90.0
2,700.00	016300	1.2
2,700.00	016350	46.5
2,700.00	016400	6.4
2,700.00	047850	64.0
2,700.00	053800	27.2
2,702.12	000100	23.6
2,702.12	016300	199.4
2,714.68	000100	226.2
2,714.70	019000	10.2
2,714.95	000100	195.9
2,714.95	065000	9.5
2,715.00	000100	10.5
2,715.61	000100	86.6
2,718.34	000100	23.8
2,720.11	016100	15.9
2,722.43	000100	236.7
2,722.43	067353	10.2
2,750.00	000100	20.9
2,750.00	016100	2.4
2,751.06	000100	48.4
2,762.90	000100	31.9
2,767.00	000100	16.1
2,780.00	053800	63.0
2,791.53	000100	20.7
2,800.00	000100	170.5
2,800.00	012400	13.4
2,800.33	000100	45.2
2,810.10	016300	34.4
2,817.00	012100	14.8
2,817.43	016100	176.1
2,818.32	018350	13.6
2,819.54	000100	24.2
2,820.00	000100	19.5
2,835.56	000100	8.9
2,850.00	000100	10.2
2,858.84	000100	47.1
2,864.78	002700	89.4
2,868.29	000100	31.6
2,870.36	000100	2.8
2,894.66	000100	53.6
2,900.00	000100	48.7
2,900.00	012400	4.7
2,900.00	012600	2.1

TABLE 8: BASE PRICE PAID TO GROWERS FOR GRAPES CRUSHED AND DELIVERED TO CALIFORNIA PROCESSORS FROM THE 2004 CROP WITH BRIX FACTORS AND PURCHASED TONNAGE, BY TYPE, VARIETY, REPORTING DISTRICT WHERE GROWN, AND WEIGHTED AVERAGE BASE PRICE.

District, Type, and Variety	Base Price Per Ton	Brix Factors	Tons
	Dollars	Code a/	

District, Type, and Variety	Base Price Per Ton	Brix Factors	Tons
	Dollars	Code a/	

DISTRICT 04 (Cont'd.)

Merlot (Cont'd.)	2,900.00	016500	14.1
	2,904.27	000100	10.0
	2,906.04	000100	21.1
	2,914.68	000100	44.0
	2,918.18	016300	22.8
	2,953.81	000100	63.0
	2,953.81	014500	26.3
	2,953.81	015000	9.7
	2,953.81	016300	58.1
	2,967.00	000100	24.6
	2,968.00	018100	11.1
	2,975.04	015100	36.4
	2,975.49	000100	22.6
	2,978.97	000100	18.4
	2,986.15	000100	294.7
	2,986.15	002500	3.2
	2,986.45	000100	43.6
	2,987.52	000100	7.7
	2,991.37	000100	7.5
	2,991.66	000100	11.0
	2,994.67	000100	33.8
	2,994.67	043700	460.7
	2,994.67	056332	36.6
	2,994.74	000100	147.6
	2,994.97	000100	5.4
	2,994.97	012600	4.5
	2,999.37	000100	20.6
	3,000.00	000100	143.8
	3,000.00	012400	27.4
	3,000.00	012600	40.4
	3,000.00	016400	3.2
	3,000.00	016500	1.7
	3,000.00	053800	66.6
	3,000.00	067650	60.1
	3,007.51	016300	142.6
	3,031.76	000100	3.6
	3,062.73	000100	10.1
	3,088.07	000100	3.7
	3,088.07	014500	7.6
	3,088.07	015500	13.0
	3,099.00	000100	3.3
	3,100.00	000100	76.8
	3,122.19	000100	63.1
	3,130.79	000100	122.0
	3,131.00	016500	2.0
	3,131.11	000100	6.7
	3,131.11	011300	15.7
	3,136.40	018200	61.7
	3,185.24	000100	12.1
	3,200.00	000100	195.4
	3,200.00	015100	99.4
	3,200.00	018200	1.9
	3,206.00	000100	6.0
	3,211.85	000100	3.5
	3,222.34	000100	4.8
	3,250.00	010200	1.2
	3,250.00	018600	18.4
	3,253.00	000100	28.7
	3,257.94	016100	92.2
	3,266.88	000100	12.2
	3,266.92	000100	205.0
	3,266.92	016300	114.2
	3,266.94	000100	87.1
	3,267.24	000100	64.5
	3,267.24	012400	100.5
	3,267.24	016200	17.5
	3,276.24	000100	11.6
	3,300.00	000100	34.7
	3,300.00	016600	2.3
	3,307.36	016200	21.6
	3,350.00	000100	2.1
	3,352.00	000100	1.3
	3,375.09	000100	7.1
	3,393.69	000100	12.4
	3,393.69	012400	24.4
	3,394.00	002500	2.9
	3,400.00	000100	57.2
	3,400.00	012800	18.8

	3,403.00	000100	5.6
	3,403.04	012600	29.8
	3,403.38	000100	15.4
	3,403.38	016700	14.8
	3,445.00	000100	0.9
	3,462.38	016500	5.3
	3,490.00	018350	7.1
	3,493.65	012400	17.2
	3,500.00	000100	84.8
	3,500.00	017900	5.0
	3,500.00	018200	4.8
	3,500.00	018400	15.4
	3,529.44	012400	24.6
	3,535.87	000100	7.8
	3,579.98	012400	12.3
	3,600.00	000100	2.0
	3,600.00	012900	1.2
	3,600.00	016400	2.1
	3,698.70	000100	14.7
	3,700.00	000100	27.4
	3,737.04	000100	76.6
	3,750.00	000100	10.2
	3,750.00	016300	2.0
	3,750.00	069310	10.1
	3,759.39	000100	3.5
	3,786.00	000100	17.5
	3,787.00	000100	9.0
	3,800.00	012500	26.2
	3,800.00	016350	9.5
	3,880.55	000100	6.3
	3,900.00	012800	11.2
	4,000.00	000100	229.1
	4,000.00	002500	1.2
	4,000.00	010500	5.4
	4,000.00	012900	2.1
	4,072.00	000100	3.3
	4,072.43	000100	20.6
	4,176.19	000100	12.8
	4,200.00	016100	3.1
	4,300.00	000100	10.9
	4,321.04	000100	38.4
	4,500.00	000100	31.0
	4,500.00	015100	2.2
	4,500.00	016400	0.2
	4,600.00	018300	21.7
	4,678.32	000100	14.3
	4,697.43	000100	62.1
	4,750.00	010000	1.7
	4,779.19	000100	10.9
	4,800.00	000100	9.6
	4,902.00	016350	14.9
	5,000.00	000100	106.0
	5,000.00	016700	0.8
	5,041.00	000100	35.4
	5,041.23	000100	22.1
	5,048.18	002700	92.0
	5,055.00	000100	19.1
	5,200.00	000100	11.0
	5,379.36	000100	11.0
	5,400.00	016455	5.7
	5,432.00	000100	21.7
	5,600.00	000100	16.0
	5,863.80	012600	4.0
	6,000.00	000100	10.5
	6,000.00	012900	8.9
	6,000.00	016650	4.8
	6,300.00	018600	3.8
	6,400.88	000100	0.8
	6,500.00	016500	0.4
	8,000.00	000100	6.8
	8,000.00	002500	12.4
	8,000.00	018200	2.4
	20,081.92	000100	2.5
Wtd. Ave. Base & Total Tons	2,635.22		15,085.5
Meunier *	1,466.33	006045	36.2
	1,600.00	000100	9.3
	1,800.00	000100	3.4
Wtd. Ave. Base & Total Tons	1,514.95		48.9

TABLE 8: BASE PRICE PAID TO GROWERS FOR GRAPES CRUSHED AND DELIVERED TO CALIFORNIA PROCESSORS FROM THE 2004 CROP WITH BRIX FACTORS AND PURCHASED TONNAGE, BY TYPE, VARIETY, REPORTING DISTRICT WHERE GROWN, AND WEIGHTED AVERAGE BASE PRICE.

District, Type, and Variety	Base Price Per Ton	Brix Factors	Tons
	Dollars	Code a/	

District, Type, and Variety	Base Price Per Ton	Brix Factors	Tons
	Dollars	Code a/	

DISTRICT 04 (Cont'd.)

Nebbiolo	1,000.00	000100	4.4
Wtd. Ave. Base & Total Tons	1,000.00		4.4
Petit Verdot	2,500.00	016400	3.1
	2,600.00	012600	1.0
	2,800.00	016300	5.1
	3,000.00	000100	0.1
	3,000.00	016400	1.0
	3,200.00	000100	0.5
	3,400.00	000100	1.5
	3,420.04	000100	5.0
	3,500.00	000100	0.3
	3,750.00	015100	3.1
	3,800.00	000100	0.3
	3,800.00	012100	5.0
	3,800.00	018700	0.4
	3,915.61	014100	7.3
	4,000.00	000100	0.5
	4,000.00	010500	1.0
	4,000.00	016300	0.6
	4,000.58	000100	7.3
	4,044.00	000100	3.2
	4,061.51	000100	0.7
	4,100.00	000100	5.9
	4,200.00	000100	3.6
	4,500.00	000100	3.6
	4,500.00	016400	0.5
	4,500.00	018600	6.0
	4,621.79	000100	3.8
	4,682.26	000100	9.3
	4,800.00	000100	2.4
	4,800.00	018200	0.4
	4,813.02	012400	2.7
	5,000.00	000100	8.6
	5,000.00	016400	0.3
	5,000.00	016700	0.3
	5,000.00	018300	0.7
	5,033.00	000100	2.8
	5,034.84	000100	11.2
	5,034.87	000100	3.0
	5,055.00	012800	9.8
	5,095.00	000100	1.9
	5,095.38	000100	3.8
	5,113.58	000100	10.8
	5,116.91	000100	0.2
	5,200.00	000100	4.7
	5,200.00	018300	3.2
	5,234.84	000100	25.2
	5,286.61	000100	7.6
	5,500.00	000100	13.0
	5,538.32	000100	6.3
	5,538.32	002500	1.8
	5,538.32	043900	27.2
	5,538.36	012400	1.2
	5,604.90	000100	3.8
	5,773.36	018350	3.8
	5,789.00	002500	0.8
	5,800.00	000100	3.3
	5,950.00	000100	0.1
	6,000.00	000100	2.1
	6,000.00	012900	0.8
	6,000.00	016600	2.0
	6,000.00	018300	1.9
	6,041.80	016100	10.4
	6,041.81	000100	10.0
	6,041.84	000100	9.2
	6,293.55	000100	2.4
	6,293.59	000100	12.5
	6,293.59	016700	4.3
	7,978.00	000100	2.0
	8,000.00	000100	0.8
	8,000.00	002500	3.0
	9,231.00	000100	2.6
	9,233.43	000100	2.9
	9,233.43	002700	11.1
	11,000.00	016300	1.3
	20,081.92	000100	2.0

Wtd. Ave. Base & Total Tons	5,465.21		321.9
Petite Sirah	850.00	000100	5.3
	858.50	000100	1.9
	1,000.00	000100	1.0
	1,000.00	017500	6.3
	1,000.00	017522	3.7
	1,020.00	016300	7.0
	1,200.00	000100	1.3
	1,500.00	012800	4.2
	1,800.00	000100	2.7
	2,000.00	000100	7.0
	2,200.00	000100	14.4
	2,400.00	016100	3.5
	2,500.00	000100	25.2
	2,500.00	068755	47.5
	2,600.00	000100	1.6
	2,707.67	002700	12.2
	2,750.00	000100	24.5
	2,800.00	000100	15.8
	2,800.00	012600	2.8
	2,800.00	018400	2.2
	2,812.00	000100	6.6
	2,860.00	000100	1.5
	2,900.00	000100	10.7
	2,900.00	018400	2.7
	2,900.00	019470	5.9
	3,000.00	000100	55.5
	3,000.00	012100	1.2
	3,000.00	018200	0.5
	3,000.00	018300	0.9
	3,000.00	018400	5.1
	3,030.00	000100	2.6
	3,104.00	002500	1.3
	3,176.08	000100	11.1
	3,200.00	000100	26.4
	3,200.00	018200	1.0
	3,200.00	018400	11.0
	3,241.42	000100	34.2
	3,250.00	000100	5.5
	3,255.00	000100	0.9
	3,255.00	016700	67.8
	3,255.00	018350	2.2
	3,300.00	000100	7.0
	3,300.00	019150	2.7
	3,375.10	000100	6.5
	3,399.00	018400	1.2
	3,418.23	000100	7.3
	3,441.42	000100	6.9
	3,500.00	000100	18.3
	3,500.00	002500	8.2
	3,500.00	016500	9.1
	3,553.59	000100	15.8
	3,565.56	000100	7.6
	3,565.62	000100	4.2
	3,566.71	000100	15.7
	3,598.87	000100	33.7
	3,598.87	015410	4.7
	3,600.00	000100	4.4
	3,762.00	000100	6.8
	3,762.46	000100	54.4
	3,800.00	000100	3.9
	3,889.70	000100	6.7
	3,889.71	016600	6.6
	4,010.85	000100	33.9
	4,044.00	000100	21.2
	4,200.00	000100	2.7
	4,500.00	000100	43.9
	5,012.00	000100	0.8
Wtd. Ave. Base & Total Tons	3,215.57		778.9
Pinot Noir	1,000.00	000100	3.4
	1,050.00	000100	28.8
	1,100.00	006045	4.6
	1,200.00	000100	2.9
	1,200.00	019000	3.3
	1,376.00	000100	13.8
	1,400.00	017500	11.0

TABLE 8: BASE PRICE PAID TO GROWERS FOR GRAPES CRUSHED AND DELIVERED TO CALIFORNIA PROCESSORS FROM THE 2004 CROP WITH BRIX FACTORS AND PURCHASED TONNAGE, BY TYPE, VARIETY, REPORTING DISTRICT WHERE GROWN, AND WEIGHTED AVERAGE BASE PRICE.

District, Type, and Variety	Base Price Per Ton	Brix Factors	Tons
	Dollars	Code a/	

District, Type, and Variety	Base Price Per Ton	Brix Factors	Tons
	Dollars	Code a/	

DISTRICT 04 (Cont'd.)

Pinot Noir (Cont'd.)	1,492.29	000100	198.5
	1,500.00	000100	101.3
	1,500.00	006045	71.1
	1,500.00	012400	23.5
	1,500.00	068455	22.8
	1,550.00	006045	127.4
	1,575.00	012600	6.1
	1,600.00	000100	2.1
	1,650.00	006045	208.4
	1,650.00	016300	46.7
	1,700.00	006045	40.2
	1,700.00	019000	3.4
	1,706.00	006045	143.5
	1,800.00	012300	14.1
	1,800.00	016300	8.9
	1,801.26	006045	92.7
	1,803.43	006045	64.5
	1,806.11	006045	4.7
	1,888.49	006045	36.5
	1,929.93	006045	92.1
	1,951.44	006045	107.9
	1,980.00	000100	18.7
	1,982.69	000100	62.2
	1,985.77	006045	20.8
	1,985.91	006045	108.1
	1,989.14	006045	181.2
	2,000.00	000100	102.2
	2,000.00	006045	35.6
	2,000.00	006070	26.0
	2,000.00	012950	26.3
	2,005.96	015000	4.8
	2,011.94	006070	55.6
	2,021.84	006045	27.9
	2,049.00	000100	23.0
	2,074.25	006045	99.8
	2,091.15	006045	144.1
	2,105.00	000100	8.3
	2,117.60	000100	96.3
	2,126.57	000100	19.0
	2,127.00	000100	12.6
	2,127.42	000100	15.9
	2,127.74	006045	14.9
	2,136.20	015000	20.2
	2,140.86	000100	22.7
	2,141.30	000100	107.3
	2,141.30	006070	68.3
	2,150.00	000100	35.2
	2,200.00	000100	16.4
	2,200.00	006070	3.5
	2,200.00	012950	68.1
	2,200.00	013000	4.3
	2,200.00	017500	10.2
	2,205.00	016100	14.8
	2,232.90	012600	87.5
	2,248.37	006070	18.9
	2,300.00	000100	51.4
	2,300.00	017500	5.8
	2,350.00	000100	5.5
	2,350.00	017500	9.3
	2,355.40	006400	59.0
	2,400.00	000100	47.7
	2,400.00	012800	20.9
	2,446.53	000100	6.4
	2,462.49	000100	96.5
	2,473.00	016100	16.8
	2,500.00	000100	38.0
	2,500.00	002300	4.9
	2,500.00	018200	3.2
	2,500.00	018350	9.3
	2,547.47	012950	43.1
	2,569.60	019000	44.6
	2,588.53	000100	19.4
	2,588.75	000100	39.3
	2,600.00	012950	38.4
	2,625.00	015000	26.8
	2,650.00	000100	20.6
	2,700.00	012950	31.3
	2,725.57	013000	16.0

	2,750.00	000100	223.2
	2,800.00	000100	29.7
	2,850.00	000100	13.1
	2,938.20	015000	77.0
	3,000.00	000100	97.8
	3,000.00	015000	2.1
	3,000.00	016500	3.5
	3,000.00	018300	7.4
	3,000.00	019200	11.8
	3,008.42	016400	9.0
	3,033.54	000100	20.2
	3,053.90	000100	10.3
	3,066.12	000100	4.0
	3,200.00	000100	35.4
	3,200.00	017900	12.7
	3,300.00	000100	15.2
	3,300.00	018200	5.2
	3,314.06	015000	14.1
	3,500.00	000100	9.3
	3,500.00	010100	7.5
	3,523.88	015000	31.8
	3,600.00	017900	5.5
	3,712.91	000100	10.7
	3,791.33	000100	15.0
	4,000.00	000100	8.4
	4,241.00	000100	5.2
	4,413.00	016500	5.0
	5,611.00	016500	3.8
	12,736.84	012950	9.5
Wtd. Ave. Base & Total Tons	2,170.18		4,422.5
Pinotage	3,000.00	000100	1.2
Wtd. Ave. Base & Total Tons	3,000.00		1.2
Primitivo	1,100.00	000100	7.1
	1,212.00	000100	4.1
	1,500.00	000100	1.9
	2,500.00	018400	1.0
Wtd. Ave. Base & Total Tons	1,285.76		14.1
Sangiovese *	500.00	000100	15.6
	1,000.00	000100	4.1
	1,300.00	000100	10.7
	1,600.00	000100	13.3
	1,700.00	010200	27.3
	1,900.00	000100	43.9
	1,908.75	002700	19.5
	1,963.71	012500	14.2
	2,000.00	000100	3.1
	2,146.58	000100	2.4
	2,146.58	010000	17.1
	2,146.58	016600	4.5
	2,147.00	000100	13.4
	2,194.52	002100	61.0
	2,195.00	018350	0.1
	2,195.14	000100	14.5
	2,195.23	000100	7.9
	2,200.00	000100	6.3
	2,200.00	016400	1.9
	2,222.00	000100	3.0
	2,226.59	016100	12.6
	2,229.70	002100	16.5
	2,237.25	018350	6.9
	2,500.00	000100	10.3
	2,500.00	002100	52.8
	2,650.00	018400	2.0
	2,775.00	002100	8.5
	2,775.00	019200	2.0
	2,800.00	000100	2.3
	3,000.00	000100	9.7
	3,000.00	018200	1.0
	3,600.00	019460	9.0
	3,750.00	010000	3.0
	8,000.00	016300	4.2
Wtd. Ave. Base & Total Tons	2,177.87		424.6

TABLE 8: BASE PRICE PAID TO GROWERS FOR GRAPES CRUSHED AND DELIVERED TO CALIFORNIA PROCESSORS FROM THE 2004 CROP WITH BRIX FACTORS AND PURCHASED TONNAGE, BY TYPE, VARIETY, REPORTING DISTRICT WHERE GROWN, AND WEIGHTED AVERAGE BASE PRICE.

District, Type, and Variety	Base Price Per Ton	Brix Factors	Tons	District, Type, and Variety	Base Price Per Ton	Brix Factors	Tons
	Dollars	Code a/			Dollars	Code a/	
DISTRICT 04 (Cont'd.)							
Syrah *	100.00	000100	11.8		3,219.00	000100	3.9
	500.00	000100	10.7		3,219.69	000100	13.6
	800.00	000100	5.5		3,220.44	016350	6.6
	1,000.00	000100	16.7		3,241.42	000100	7.3
	1,000.00	017500	4.6		3,260.87	000100	16.1
	1,000.00	017522	23.1		3,300.00	000100	0.6
	1,200.00	000100	17.3		3,333.00	017500	5.0
	1,300.00	069333	33.0		3,359.68	000100	3.2
	1,400.00	000100	2.7		3,431.92	000100	4.7
	1,400.00	069333	26.0		3,500.00	000100	59.9
	1,500.00	000100	3.0		3,500.00	002100	2.8
	1,537.50	000100	9.4		3,500.00	002600	0.5
	1,600.00	000100	9.5		3,500.00	012600	5.0
	1,750.00	068755	15.2		3,500.00	016700	2.7
	1,800.00	000100	5.0		3,500.00	018400	2.8
	2,000.00	000100	22.1		3,512.88	002500	4.3
	2,000.00	002500	14.5		3,574.91	000100	38.7
	2,000.00	010500	10.7		3,600.00	000100	3.3
	2,000.00	066370	37.7		3,600.00	016700	3.9
	2,150.00	000100	4.0		3,602.04	000100	15.8
	2,161.38	053800	8.6		3,671.59	000100	2.1
	2,200.00	000100	45.2		3,717.91	000100	5.3
	2,287.94	000100	21.3		3,717.91	016700	9.2
	2,300.00	000100	8.5		3,821.58	016700	18.2
	2,313.54	002700	12.5		3,862.00	000100	6.1
	2,319.06	000100	2.6		3,920.00	000100	1.3
	2,350.00	000100	15.6		4,000.00	000100	24.8
	2,350.00	017500	13.0		4,289.90	000100	8.5
	2,350.04	002700	18.6		4,488.84	000100	25.1
	2,400.00	000100	7.5		4,500.00	000100	6.8
	2,400.00	015100	12.6		5,016.00	000100	5.7
	2,400.00	016100	85.9		5,226.80	000100	3.9
	2,400.00	018200	3.1		5,252.89	000100	1.0
	2,400.00	019200	4.7		5,292.62	016200	7.8
	2,475.11	000100	12.2		5,600.00	000100	5.2
	2,500.00	000100	80.6		7,568.04	000100	12.5
	2,500.00	010500	4.3	Wtd. Ave. Base & Total Tons	2,710.28		1,605.3
	2,500.00	012600	4.4	Tempranillo *	2,662.00	000100	5.3
	2,500.00	016400	4.2		2,663.00	018350	2.8
	2,500.00	016700	6.0		2,700.00	000100	1.6
	2,500.00	018200	15.9		3,240.00	000100	2.7
	2,500.00	066370	74.5		3,500.00	016700	2.4
	2,586.00	000100	5.8	Wtd. Ave. Base & Total Tons	2,907.64		14.8
	2,600.00	000100	40.1	Tinta Cao	1,200.00	017400	1.9
	2,684.97	000100	5.0	Wtd. Ave. Base & Total Tons	1,200.00		1.9
	2,700.00	000100	22.0	Zinfandel	400.00	000100	41.8
	2,700.00	017900	10.0		400.00	004930	192.5
	2,700.00	018200	1.6		600.00	000100	74.7
	2,705.00	016400	11.6		600.00	005500	157.2
	2,711.00	002600	2.4		650.00	009900	466.4
	2,750.00	000100	4.5		1,000.00	016100	8.0
	2,750.00	016200	4.2		1,000.00	017522	27.0
	2,799.73	000100	23.2		1,000.00	018200	38.6
	2,799.73	016200	11.6		1,010.00	000100	20.0
	2,799.93	000100	0.1		1,010.00	016300	4.3
	2,800.00	000100	34.2		1,200.00	012800	14.0
	2,800.00	018400	15.1		1,250.00	016300	2.5
	2,800.00	018800	11.5		1,400.00	019470	9.7
	2,859.93	000100	21.3		1,408.43	000100	25.8
	2,860.00	000100	9.1		1,500.00	000100	7.6
	2,860.85	000100	11.9		1,600.00	000100	1.5
	2,861.00	000100	47.4		1,750.00	068755	13.6
	2,861.00	016500	2.0		1,800.00	000100	36.7
	2,862.50	000100	24.9		1,810.00	019470	3.7
	2,900.00	000100	19.9		1,842.54	002700	12.7
	2,939.72	067675	34.0		1,900.00	000100	1.0
	2,967.05	018350	23.1		1,900.00	018400	4.8
	3,000.00	000100	23.8		1,916.19	000100	39.0
	3,000.00	002600	2.5		1,949.83	000100	9.3
	3,000.00	016500	3.1		1,950.00	016600	1.6
	3,000.00	018300	0.9		1,950.00	019150	8.4
	3,000.00	018800	4.7		1,950.33	000100	16.8
	3,000.00	019200	3.1		1,950.34	000100	0.9
	3,003.89	000100	2.0		1,975.00	000100	39.4
	3,079.70	000100	39.4				
	3,100.00	000100	29.7				
	3,135.70	000100	9.5				
	3,159.68	000100	1.6				

TABLE 8: BASE PRICE PAID TO GROWERS FOR GRAPES CRUSHED AND DELIVERED TO CALIFORNIA PROCESSORS FROM THE 2004 CROP WITH BRIX FACTORS AND PURCHASED TONNAGE, BY TYPE, VARIETY, REPORTING DISTRICT WHERE GROWN, AND WEIGHTED AVERAGE BASE PRICE.

District, Type, and Variety	Base Price Per Ton	Brix Factors	Tons
	Dollars	Code a/	

District, Type, and Variety	Base Price Per Ton	Brix Factors	Tons
	Dollars	Code a/	

DISTRICT 04 (Cont'd.)

Wtd. Ave. Base & Total Tons 1,876.00 2,835.7

Zinfandel (Cont'd.)	1,975.00	010000	14.4
	2,000.00	000100	150.7
	2,000.00	016400	5.1
	2,000.00	017900	3.0
	2,000.00	018200	1.5
	2,000.00	018400	5.6
	2,000.00	018920	1.7
	2,020.00	000100	37.8
	2,050.00	000100	28.9
	2,100.00	000100	131.3
	2,100.00	018350	3.5
	2,150.00	000100	7.7
	2,200.00	000100	110.0
	2,200.00	010500	10.0
	2,200.00	016400	4.9
	2,250.00	000100	0.9
	2,250.00	018400	0.7
	2,290.00	000100	16.0
	2,293.14	000100	15.6
	2,300.00	000100	14.0
	2,300.00	017520	4.1
	2,350.00	000100	15.2
	2,400.00	000100	40.2
	2,400.00	017200	2.0
	2,400.00	017900	6.4
	2,400.00	018300	4.4
	2,406.72	016100	4.7
	2,476.00	000100	22.5
	2,500.00	000100	56.4
	2,500.00	018200	2.2
	2,500.00	019470	11.5
	2,550.00	016500	4.5
	2,600.00	000100	65.5
	2,600.00	010000	3.0
	2,600.00	016700	5.5
	2,600.00	018400	5.9
	2,700.00	017523	12.8
	2,700.00	017900	5.0
	2,700.00	018200	9.3
	2,750.00	000100	69.2
	2,756.25	000100	6.3
	2,775.00	000100	1.8
	2,800.00	018300	8.4
	2,850.00	018400	0.1
	2,900.00	018400	20.7
	2,941.00	000100	15.5
	2,994.00	000100	6.7
	3,000.00	000100	78.8
	3,000.00	016300	14.7
	3,000.00	018300	1.8
	3,000.00	018400	10.0
	3,011.00	000100	12.0
	3,031.25	000100	16.6
	3,100.00	000100	18.3
	3,100.00	017900	12.1
	3,100.00	018400	27.5
	3,150.00	000100	16.6
	3,200.00	000100	33.8
	3,200.00	018400	14.5
	3,232.00	000100	5.0
	3,294.00	018400	5.7
	3,296.00	000100	8.6
	3,375.13	017900	73.4
	3,399.00	018400	3.2
	3,400.00	000100	9.4
	3,420.00	018400	2.3
	3,491.08	012950	19.4
	3,500.00	000100	32.7
	3,500.00	018400	1.0
	3,600.00	000100	16.8
	3,800.00	000100	64.4
	3,800.00	018300	16.1
	4,000.00	000100	4.5
	4,020.00	000100	22.4
	4,400.00	000100	24.3
	4,500.00	000100	12.4
	4,592.90	000100	4.8

DISTRICT 05

WINE GRAPES (WHITE)

Chardonnay *	325.00	066395	262.8
	400.00	002200	180.2
	400.00	012100	457.0
	450.00	046100	116.8
	500.00	000100	128.0
	500.00	055340	156.0
	550.00	055340	101.7
	600.00	000100	564.4
	600.00	037120	328.4
	600.00	046100	172.5
	600.00	046730	245.7
	700.00	000100	315.0
	800.00	000100	9.6
	800.00	012600	86.0
	800.00	016100	76.1
	950.00	012300	143.7
	950.00	012400	81.8
	1,000.00	000100	242.2
	1,000.00	016100	26.2
	1,100.00	000100	22.0
	1,100.00	016100	247.6
	1,200.00	000100	29.3
	1,250.00	016100	49.3
	1,400.00	000100	432.5
	1,416.58	000100	326.7
	1,416.58	012400	134.1
Wtd. Ave. Base & Total Tons	783.99		4,935.6
Chenin Blanc	200.00	028950	46.4
	325.00	000100	631.6
	375.00	030653	788.6
	400.00	000100	2.0
Wtd. Ave. Base & Total Tons	348.00		1,468.6
French Colombard	225.00	032225	106.2
	353.50	000100	21.5
Wtd. Ave. Base & Total Tons	246.63		127.7
Muscat Blanc *	1,000.00	000100	0.2
	1,100.00	000100	20.0
Wtd. Ave. Base & Total Tons	1,099.01		20.2
Pinot Gris *	650.00	000100	241.3
	1,000.00	000100	4.9
	1,140.00	000100	35.4
Wtd. Ave. Base & Total Tons	717.69		281.6
Sauvignon Blanc	350.00	032225	244.3
	400.00	037522	244.9
	500.00	000100	20.7
	500.00	037120	306.4
	500.00	046558	47.6
	550.00	000100	26.2
	600.00	000100	7.8
	600.00	016100	149.6
Wtd. Ave. Base & Total Tons	457.91		1,047.5
Semillon	600.00	016100	144.4
Wtd. Ave. Base & Total Tons	600.00		144.4
Symphony	400.00	032225	162.1
Wtd. Ave. Base & Total Tons	400.00		162.1
Viognier	550.00	066855	23.9
	575.00	066855	74.0
	600.00	000100	11.3

TABLE 8: BASE PRICE PAID TO GROWERS FOR GRAPES CRUSHED AND DELIVERED TO CALIFORNIA PROCESSORS FROM THE 2004 CROP WITH BRIX FACTORS AND PURCHASED TONNAGE, BY TYPE, VARIETY, REPORTING DISTRICT WHERE GROWN, AND WEIGHTED AVERAGE BASE PRICE.

District, Type, and Variety	Base Price Per Ton	Brix Factors	Tons
	Dollars	Code a/	

District, Type, and Variety	Base Price Per Ton	Brix Factors	Tons
	Dollars	Code a/	

DISTRICT 05 (Cont'd.)

Viognier (Cont'd.)	650.00	069524	101.1
Wtd. Ave. Base & Total Tons	609.56		210.3
White Riesling *	900.00	000100	8.0
	1,000.00	000100	20.1
Wtd. Ave. Base & Total Tons	971.53		28.1

WINE GRAPES (RED)

Barbera	1,949.21	000100	11.9
Wtd. Ave. Base & Total Tons	1,949.21		11.9
Cabernet Franc	700.00	000100	5.4
	1,010.00	000100	12.6
	3,600.00	012600	2.3
Wtd. Ave. Base & Total Tons	1,220.99		20.3
Cabernet Sauvignon	325.00	046100	700.8
	400.00	000100	71.3
	400.00	066855	50.1
	500.00	000100	1.4
	600.00	000100	6.0
	600.00	046100	513.7
	750.00	000100	4.0
	850.00	000100	80.0
	950.00	018580	2.3
	1,000.00	016100	17.7
	1,074.22	017500	78.9
	1,283.44	000100	14.1
	4,000.00	012600	74.1
	4,020.64	000100	15.9
Wtd. Ave. Base & Total Tons	701.04		1,630.3
Carignane	250.00	046100	20.6
	707.00	000100	23.8
	712.50	000100	55.9
Wtd. Ave. Base & Total Tons	616.20		100.3
Gamay (Napa) *	350.00	000100	16.0
	500.00	032225	19.4
	500.00	046100	87.1
	700.00	008200	161.5
Wtd. Ave. Base & Total Tons	605.28		284.0
Gamay Beaujolais	275.00	006500	54.7
Wtd. Ave. Base & Total Tons	275.00		54.7
Malbec	750.00	000100	2.1
	1,200.00	000100	9.7
Wtd. Ave. Base & Total Tons	1,119.92		11.8
Merlot	400.00	068769	250.8
	450.00	037120	81.5
	500.00	046100	767.7
	600.00	000100	46.5
	600.00	046100	221.7
	600.00	066853	49.5
	620.00	017700	240.2
	700.00	000100	21.4
	700.00	062490	149.3
	800.00	016300	67.5
	847.68	000100	20.7
	850.00	000100	25.1
	950.00	000100	33.2
	1,000.00	000100	395.9
	1,000.00	012600	27.3
	1,200.00	000100	175.4
	1,400.00	000100	51.8

	1,581.24	012400	30.5
	1,976.61	000100	43.5
	2,817.43	000100	35.3
	2,817.43	016100	20.0
	3,000.00	012600	19.7
Wtd. Ave. Base & Total Tons	778.38		2,774.5
Petit Verdot	1,100.00	019100	2.7
	2,000.00	018300	4.1
	4,000.00	012400	3.8
Wtd. Ave. Base & Total Tons	2,487.74		10.6
Petite Sirah	650.00	066853	98.8
	800.00	000100	2.8
	900.00	002300	10.1
	1,000.00	000100	7.0
	1,100.00	000100	5.4
	1,200.00	000100	41.6
Wtd. Ave. Base & Total Tons	835.30		165.7
Pinot Noir	600.00	046100	647.6
	1,141.24	000100	51.3
	1,300.00	000100	20.0
Wtd. Ave. Base & Total Tons	658.10		718.9
Syrah *	300.00	066854	37.7
	300.00	066855	133.5
	600.00	000100	18.0
	1,000.00	000100	20.8
	1,000.00	068769	1.2
	1,100.00	016100	67.8
	1,200.00	000100	17.9
	1,300.00	000100	27.0
Wtd. Ave. Base & Total Tons	664.77		323.9
Zinfandel	400.00	000100	18.6
	400.00	004930	278.0
	600.00	004930	190.2
	800.00	018200	52.3
	1,200.00	000100	4.7
	1,364.00	000100	30.1
	1,430.00	000100	8.4
Wtd. Ave. Base & Total Tons	572.40		582.3
Other Red b/	1,000.00	000100	2.6
Wtd. Ave. Base & Total Tons	1,000.00		2.6

DISTRICT 06

WINE GRAPES (WHITE)

Chardonnay *	350.00	056300	271.4
	400.00	066395	645.7
	400.00	067653	112.2
	575.00	010000	4.4
	575.00	016200	10.0
	700.00	016300	212.3
	733.40	000100	986.9
	800.00	010000	20.2
	800.00	012400	5.3
	800.00	063012	444.9
	900.00	016300	2.1
	950.00	000100	61.7
	1,000.00	000100	8.4
	1,000.00	010000	4.1
	1,000.00	016100	2,182.6
	1,000.00	017520	3.0
	1,000.00	018300	5.4
	1,072.00	012900	4.3
	1,200.48	002300	174.7
	1,300.00	000100	16.0
	1,304.68	000100	504.3
	1,420.77	014500	162.2

TABLE 8: BASE PRICE PAID TO GROWERS FOR GRAPES CRUSHED AND DELIVERED TO CALIFORNIA PROCESSORS FROM THE 2004 CROP WITH BRIX FACTORS AND PURCHASED TONNAGE, BY TYPE, VARIETY, REPORTING DISTRICT WHERE GROWN, AND WEIGHTED AVERAGE BASE PRICE.

District, Type, and Variety	Base Price Per Ton	Brix Factors	Tons
	Dollars	Code a/	

District, Type, and Variety	Base Price Per Ton	Brix Factors	Tons
	Dollars	Code a/	

DISTRICT 06 (Cont'd.)

Chardonnay * (Cont'd.)	1,435.69	016100	50.0
	1,450.00	012900	17.0
	1,500.00	000100	6.2
	1,500.00	012100	11.6
	1,500.00	016100	2.1
	1,500.00	017520	9.5
	1,500.00	059900	1.1
	1,600.00	012950	5.7
	1,700.00	017520	32.3
	1,800.00	000100	10.8
	1,800.00	010100	2.4
	1,800.00	012900	28.6
	1,800.00	012950	9.7
	1,800.00	016400	6.5
	1,800.00	017500	3.9
	1,800.00	017520	9.2
	1,800.00	018200	6.1
	1,850.00	000100	4.2
	1,850.00	010200	22.7
	1,939.00	012900	20.1
	2,000.00	000100	14.0
	2,000.00	010000	1.6
	2,000.00	012600	5.8
	2,000.00	012900	7.0
	2,100.00	018200	3.7
	2,250.00	000100	1.5
	2,300.00	012400	1.6
	2,500.00	000100	7.9
	2,500.00	018300	2.3
	2,800.00	000100	3.5
Wtd. Ave. Base & Total Tons	907.79		6,150.7
Gewurztraminer	700.00	000100	10.8
	1,147.21	009700	318.3
	1,300.00	012100	8.3
Wtd. Ave. Base & Total Tons	1,136.65		337.4
Malvasia Bianca *	400.00	000100	3.9
Wtd. Ave. Base & Total Tons	400.00		3.9
Marsanne	1,179.00	012100	27.2
Wtd. Ave. Base & Total Tons	1,179.00		27.2
Montonico	400.00	002100	10.0
Wtd. Ave. Base & Total Tons	400.00		10.0
Muscat Blanc *	1,300.00	001900	3.5
Wtd. Ave. Base & Total Tons	1,300.00		3.5
Muscat Orange	1,300.00	001900	14.4
Wtd. Ave. Base & Total Tons	1,300.00		14.4
Palomino *	1,250.00	000100	12.7
Wtd. Ave. Base & Total Tons	1,250.00		12.7
Pinot Blanc	1,350.00	012600	1.0
Wtd. Ave. Base & Total Tons	1,350.00		1.0
Pinot Gris *	1,000.00	012400	1.9
	1,200.00	000100	6.8
	1,200.00	049500	151.5
	1,250.00	016100	39.3
	1,300.00	000100	1.3
	1,600.00	000100	14.2
Wtd. Ave. Base & Total Tons	1,234.40		215.0
Roussanne	1,300.00	002425	11.8
	1,450.00	016100	0.9

Wtd. Ave. Base & Total Tons	1,310.63		12.7
Sauvignon Blanc	450.00	032225	427.0
	500.00	016100	192.1
	625.00	000100	6.0
	657.00	035560	97.8
	700.00	012400	2.0
	800.00	000100	6.7
	800.00	010000	1.1
	850.00	016100	28.7
	1,200.00	000100	3.8
Wtd. Ave. Base & Total Tons	513.33		765.2
Sauvignon Musque	400.00	000100	26.9
Wtd. Ave. Base & Total Tons	400.00		26.9
Semillon	600.00	000100	1.5
	910.00	012400	4.2
	1,000.00	001700	3.4
	1,000.00	016100	2.6
Wtd. Ave. Base & Total Tons	916.41		11.7
Viognier	400.00	000100	1.1
	400.00	002300	0.6
	1,000.00	016100	42.2
	1,100.00	000100	7.7
	1,100.00	016100	7.4
	1,200.00	000100	0.5
	1,500.00	012100	2.9
Wtd. Ave. Base & Total Tons	1,032.69		62.4
White Riesling *	800.00	012100	4.4
Wtd. Ave. Base & Total Tons	800.00		4.4

WINE GRAPES (RED)

Alicante Bouschet *	400.00	000100	35.6
	1,000.00	000100	2.2
	1,150.00	000100	3.5
	1,250.00	000100	12.5
Wtd. Ave. Base & Total Tons	670.82		53.8
Barbera	400.00	000100	35.9
	400.00	010000	4.3
	600.00	010100	5.3
	900.00	013000	1.8
	1,200.00	017500	1.0
Wtd. Ave. Base & Total Tons	457.14		48.3
Cabernet Franc	400.00	000100	15.4
	1,200.00	000100	1.4
	1,400.00	008200	1.3
	1,431.16	000100	19.5
	1,500.00	000100	2.1
	1,600.00	000100	3.6
	1,800.00	017520	2.8
	2,340.00	012950	2.4
	2,340.00	016300	2.0
	2,500.00	017500	1.7
	2,600.00	000100	4.9
	2,700.00	017900	0.3
Wtd. Ave. Base & Total Tons	1,387.00		57.4
Cabernet Sauvignon	100.00	000100	28.1
	250.00	069173	797.0
	350.00	046100	211.7
	375.00	068769	212.9
	400.00	016400	4.3
	500.00	000100	1.6
	500.00	002400	54.5
	500.00	016300	206.9

TABLE 8: BASE PRICE PAID TO GROWERS FOR GRAPES CRUSHED AND DELIVERED TO CALIFORNIA PROCESSORS FROM THE 2004 CROP WITH BRIX FACTORS AND PURCHASED TONNAGE, BY TYPE, VARIETY, REPORTING DISTRICT WHERE GROWN, AND WEIGHTED AVERAGE BASE PRICE.

District, Type, and Variety	Base Price Per Ton	Brix Factors	Tons	District, Type, and Variety	Base Price Per Ton	Brix Factors	Tons
	Dollars	Code a/			Dollars	Code a/	
DISTRICT 06 (Cont'd.)							
Cabernet Sauvignon (Cont'd.)	500.00	061950	94.5		1,500.00	000100	1.9
	700.00	000100	3.0	Wtd. Ave. Base & Total Tons	1,017.59		30.7
	800.00	000100	3.6	Counoise	1,300.00	002100	27.9
	809.05	000100	853.2	Wtd. Ave. Base & Total Tons	1,300.00		27.9
	815.00	000100	60.3	Dolcetto	1,000.00	012400	1.3
	890.00	000100	15.5		1,500.00	000100	2.4
	950.00	016300	2.4		2,600.00	000100	4.0
	1,000.00	000100	8.1	Wtd. Ave. Base & Total Tons	1,987.01		7.7
	1,000.00	012600	4.0	Grand Noir	1,500.00	017520	1.5
	1,010.00	016100	2.7	Wtd. Ave. Base & Total Tons	1,500.00		1.5
	1,100.00	010200	9.9	Grenache *	400.00	000100	129.6
	1,200.00	000100	16.0		900.00	012600	1.3
	1,200.00	016100	64.8		1,250.00	000100	14.5
	1,200.00	016300	4.6		1,300.00	002500	11.4
	1,200.00	016400	3.4		1,500.00	017520	1.0
	1,200.00	017900	2.3		2,000.00	016400	25.6
	1,200.00	018300	5.9	Wtd. Ave. Base & Total Tons	756.03		183.4
	1,250.00	010000	1.4	Malbec	1,600.00	017520	3.3
	1,300.00	002450	221.8	Wtd. Ave. Base & Total Tons	1,600.00		3.3
	1,349.37	000100	272.5	Mataro *	600.00	000100	26.2
	1,500.00	000100	3.0		700.00	000100	5.1
	1,500.00	018300	3.7		800.00	000100	14.6
	1,800.00	000100	4.1		800.00	018300	1.5
	1,800.00	018580	5.3		900.00	000100	7.5
	2,000.00	000100	8.9		1,000.00	000100	86.1
	2,000.00	012400	3.5		1,100.00	000100	4.6
	2,000.00	016100	0.6		1,100.00	002425	20.3
	2,000.00	017500	3.4		1,200.00	000100	17.4
	2,000.00	017900	2.7		1,250.00	000100	244.1
	2,000.00	018200	2.7		1,250.00	016400	2.4
	2,000.00	018300	2.0		1,300.00	017300	5.3
	2,100.00	000100	1.0		1,500.00	000100	5.5
	2,250.00	000100	2.8		1,500.00	016300	7.8
	2,400.00	000100	0.4		1,500.00	017300	11.3
	2,500.00	000100	6.3		1,500.00	018200	42.0
	2,500.00	012950	10.0		1,500.00	067351	1.7
	2,500.00	017500	2.8		1,600.00	000100	1.1
	2,600.00	016100	4.1		1,750.00	000100	38.1
	2,600.00	016400	4.6		1,898.00	018200	73.8
	2,650.00	000100	4.2		2,100.00	010500	5.2
	2,700.00	017900	1.0		2,200.00	000100	2.2
	2,800.00	000100	2.7	Wtd. Ave. Base & Total Tons	1,306.54		623.8
	2,850.00	000100	1.6	Merlot	550.00	000100	119.0
	2,900.00	000100	7.8		800.00	016100	188.9
	3,000.00	000100	1.4		800.00	068290	28.0
	3,000.00	016455	14.6		808.00	059400	325.9
	3,000.00	018300	3.1		825.00	000100	2.2
	3,300.00	016455	9.7		850.00	000100	5.9
	3,500.00	017500	5.4		875.00	000100	127.3
	4,950.00	000100	3.3		875.00	068755	96.5
Wtd. Ave. Base & Total Tons	736.05		3,293.6		935.00	002450	35.5
Carignane	500.00	000100	2.5		950.00	000100	7.9
	585.00	017300	20.6		1,000.00	000100	107.2
	600.00	010100	5.8		1,000.00	016100	195.0
	600.00	012100	20.6		1,050.00	000100	915.8
	600.00	012400	133.3		1,050.00	068455	11.5
	600.00	017300	58.9		1,079.92	000100	701.1
	750.00	000100	53.3		1,100.00	000100	22.8
	800.00	000100	11.0		1,100.00	012900	5.3
	900.00	000100	1.0		1,100.00	017520	3.5
	1,000.00	017300	6.6		1,100.00	068290	23.3
	1,035.00	012400	20.4		1,115.02	016300	95.1
	1,075.00	012400	54.5		1,118.28	062700	98.4
	1,250.00	000100	115.1		1,250.00	010200	8.9
	1,500.00	067351	1.5		1,300.00	014500	5.0
	2,000.00	000100	11.4		1,400.00	000100	3.2
	2,494.52	012300	11.9				
Wtd. Ave. Base & Total Tons	906.60		528.4				
Charbono	600.00	010100	6.9				
Wtd. Ave. Base & Total Tons	600.00		6.9				
Cinsaut *	400.00	000100	4.7				
	1,100.00	002300	24.1				

TABLE 8: BASE PRICE PAID TO GROWERS FOR GRAPES CRUSHED AND DELIVERED TO CALIFORNIA PROCESSORS FROM THE 2004 CROP WITH BRIX FACTORS AND PURCHASED TONNAGE, BY TYPE, VARIETY, REPORTING DISTRICT WHERE GROWN, AND WEIGHTED AVERAGE BASE PRICE.

District, Type, and Variety	Base Price Per Ton	Brix Factors	Tons	District, Type, and Variety	Base Price Per Ton	Brix Factors	Tons
	Dollars	Code a/			Dollars	Code a/	
DISTRICT 06 (Cont'd.)					1,500.00	000100	23.5
					1,500.00	018300	6.1
					1,700.00	012600	54.4
					1,740.00	012900	4.4
					1,800.00	000100	6.7
					1,800.00	016100	6.8
					1,900.00	000100	0.5
					2,000.00	000100	2.6
					2,000.00	008500	1.9
					2,000.00	012600	32.6
					2,000.00	016400	4.0
					2,000.00	018200	2.9
					2,000.00	059900	3.4
					2,100.00	016400	1.7
					2,200.00	000100	4.1
					2,200.00	012900	14.1
					2,200.00	017500	1.7
					2,300.00	000100	37.0
					2,300.00	015800	2.0
					2,300.00	018200	1.1
					2,400.00	000100	2.6
					2,500.00	000100	17.4
					2,500.00	010100	5.3
					2,500.00	010200	9.9
					2,500.00	012900	26.6
					2,500.00	016400	6.8
					2,600.00	000100	8.9
					2,700.00	000100	4.9
					2,750.00	000100	4.2
					2,900.00	016400	3.3
Merlot (Cont'd.)	1,400.00	016400	4.8				
	1,488.69	000100	60.2				
	1,500.00	000100	38.9				
	1,500.00	012600	1.4				
	1,500.00	017700	2.7				
	1,500.00	017900	1.8				
	1,600.00	000100	22.3				
	1,600.00	016300	7.5				
	1,600.00	017520	10.8				
	1,700.00	018300	1.8				
	1,800.00	000100	6.8				
	1,800.00	016400	11.1				
	1,940.00	016500	1.4				
	2,000.00	000100	4.4				
	2,000.00	012400	4.6				
	2,000.00	016100	2.4				
	2,000.00	017500	2.0				
	2,000.00	018300	0.9				
	2,100.00	000100	4.8				
	2,100.00	018300	1.9				
	2,200.00	017500	8.8				
	2,250.00	000100	0.8				
	2,300.00	018200	3.3				
	2,500.00	000100	2.3				
	2,600.00	000100	7.2				
	3,300.00	000100	2.2				
Wtd. Ave. Base & Total Tons	1,028.82		3,350.3	Wtd. Ave. Base & Total Tons	2,064.96		312.3
Muscat Hamburg *	550.00	013000	3.4	Refosco *	1,350.00	000100	1.5
Wtd. Ave. Base & Total Tons	550.00		3.4		2,600.00	000100	2.0
Nebbiolo	1,350.00	000100	1.5	Wtd. Ave. Base & Total Tons	2,064.29		3.5
	2,600.00	000100	1.0				
Wtd. Ave. Base & Total Tons	1,850.00		2.5	Sangiovese *	900.00	000100	20.0
Petit Verdot	400.00	002500	32.1		1,000.00	017500	0.6
	1,000.00	000100	0.5		1,200.00	016100	12.3
	1,200.00	000100	0.5		1,500.00	000100	5.3
	1,800.00	000100	1.0		1,650.00	010200	11.1
	2,000.00	000100	5.9	Wtd. Ave. Base & Total Tons	1,209.43		49.3
Wtd. Ave. Base & Total Tons	688.50		40.0	Souzao	1,300.00	000100	1.2
Petite Sirah	400.00	000100	10.1		1,800.00	018700	1.4
	600.00	017300	6.3	Wtd. Ave. Base & Total Tons	1,569.23		2.6
	650.00	002450	22.7	Syrah *	300.00	068769	131.0
	800.00	000100	16.6		300.00	069524	260.7
	800.00	002450	8.9		375.00	037120	160.9
	900.00	000100	15.3		400.00	000100	84.5
	1,000.00	000100	48.9		764.03	002400	16.4
	1,000.00	069522	21.3		790.00	018300	5.5
	1,015.00	002450	156.0		800.00	000100	5.8
	1,100.00	002450	109.3		975.00	000100	6.1
	1,100.00	068260	23.1		1,000.00	000100	5.2
	1,108.94	000100	51.4		1,036.51	000100	81.3
	1,200.00	000100	6.0		1,100.00	000100	1.8
	1,200.00	010000	2.0		1,100.00	016300	9.2
	1,200.00	018300	0.8		1,200.00	000100	8.6
	1,300.00	000100	38.3		1,200.00	010200	2.5
	1,300.00	002425	114.6		1,200.00	017520	1.5
	1,350.00	016300	3.9		1,250.00	000100	9.0
	1,400.00	018200	2.9		1,300.00	002400	121.1
	1,500.00	000100	22.1		1,400.00	000100	1.0
	1,500.00	012600	2.6		1,400.00	018200	2.6
	1,500.00	017520	1.7		1,500.00	000100	3.4
	1,500.00	018300	4.5		1,500.00	010200	3.1
	1,600.00	000100	46.8		1,500.00	012600	5.5
	1,600.00	017520	10.6		1,500.00	018300	4.0
	2,100.00	016400	3.0		1,600.00	000100	0.5
Wtd. Ave. Base & Total Tons	1,135.21		749.7		1,700.00	016400	4.0
Pinot Noir	800.00	016100	3.5		1,700.00	018300	1.7
	1,200.00	016400	4.3		1,800.00	000100	1.5
	1,300.00	010000	3.1		1,800.00	012800	6.6
					1,800.00	016400	8.5

TABLE 8: BASE PRICE PAID TO GROWERS FOR GRAPES CRUSHED AND DELIVERED TO CALIFORNIA PROCESSORS FROM THE 2004 CROP WITH BRIX FACTORS AND PURCHASED TONNAGE, BY TYPE, VARIETY, REPORTING DISTRICT WHERE GROWN, AND WEIGHTED AVERAGE BASE PRICE.

District, Type, and Variety	Base Price Per Ton	Brix Factors	Tons
	Dollars	Code a/	

DISTRICT 06 (Cont'd.)

Syrah * (Cont'd.)	2,000.00	012400	0.6
	2,000.00	016100	1.0
	2,059.86	016500	5.7
	2,200.00	017520	1.5
	2,400.00	000100	1.9
	2,500.00	068287	21.1
	3,000.00	000100	5.1
Wtd. Ave. Base & Total Tons	691.38		990.4
Tempranillo *	1,200.00	000100	67.6
	1,200.00	018920	3.5
Wtd. Ave. Base & Total Tons	1,200.00		71.1
Teroldego	1,050.00	068755	10.7
	1,250.00	000100	46.2
	1,600.00	068755	16.5
	1,800.00	018200	11.8
Wtd. Ave. Base & Total Tons	1,368.84		85.2
Touriga Nacional *	1,800.00	018700	1.6
Wtd. Ave. Base & Total Tons	1,800.00		1.6
Zinfandel	400.00	023600	50.0
	600.00	000100	35.7
	650.00	000100	31.3
	750.00	000100	140.8
	750.00	017300	22.4
	800.00	000100	481.9
	820.00	000100	3.3
	825.00	016100	2.3
	950.00	000100	60.0
	1,000.00	000100	229.6
	1,000.00	017300	18.5
	1,000.00	018300	1.6
	1,082.61	000100	28.3
	1,100.00	000100	3.2
	1,200.00	016300	3.0
	1,200.00	017520	2.0
	1,200.00	018300	6.3
	1,200.00	018580	1.9
	1,250.00	000100	73.9
	1,300.00	000100	38.1
	1,358.00	016300	116.0
	1,400.00	000100	102.0
	1,500.00	000100	18.9
	1,500.00	010200	11.1
	1,500.00	016400	3.0
	1,500.00	017300	10.7
	1,500.00	017520	1.4
	1,500.00	017900	11.1
	1,500.00	018300	1.9
	1,500.00	018580	4.0
	1,550.00	000100	21.4
	1,600.00	000100	16.3
	1,682.00	016300	117.1
	1,700.00	000100	33.8
	1,700.00	016400	2.0
	1,800.00	000100	22.7
	1,800.00	018300	15.4
	2,000.00	000100	3.8
	2,000.00	012400	1.2
	2,000.00	016300	8.9
	2,000.00	019000	6.0
	2,300.00	000100	7.4
	2,333.00	000100	24.5
	2,494.52	012600	45.9
	2,500.00	017520	9.7
	2,500.00	018300	3.3
Wtd. Ave. Base & Total Tons	1,139.94		1,853.6
Other Red b/	350.00	000100	2.3
	1,000.00	000100	4.0

District, Type, and Variety	Base Price Per Ton	Brix Factors	Tons
	Dollars	Code a/	

Wtd. Ave. Base & Total Tons	762.70		6.3
-----------------------------	--------	--	-----

DISTRICT 07

TABLE GRAPES

Black Prince *	1,000.00	000100	0.5
Wtd. Ave. Base & Total Tons	1,000.00		0.5

WINE GRAPES (WHITE)

Arneis	1,151.63	000100	5.2
	1,347.05	016100	8.3
Wtd. Ave. Base & Total Tons	1,271.78		13.5
Chardonnay *	200.00	064900	37.3
	325.00	068755	747.4
	350.00	046100	207.9
	350.00	068755	231.6
	400.00	066395	223.3
	450.00	000100	160.9
	500.00	000100	4.9
	500.00	002100	980.8
	500.00	012100	113.3
	500.00	016100	371.6
	518.96	010100	526.9
	550.00	000100	469.9
	579.80	012400	100.2
	600.00	016300	201.9
	600.00	063014	3,489.6
	650.00	000100	23.4
	675.00	000100	388.7
	700.00	000100	471.7
	700.00	016300	200.8
	700.00	068650	1,075.2
	715.00	016300	182.3
	750.00	000100	282.6
	800.00	000100	508.3
	800.00	002100	1,485.2
	825.00	000100	768.4
	825.00	012100	353.8
	837.66	000100	1,336.5
	850.00	000100	1,022.2
	850.00	012100	240.1
	850.00	016100	41.9
	850.00	063960	43.0
	850.00	063970	38.8
	850.00	068460	100.5
	854.97	000100	114.4
	865.00	000100	131.4
	867.05	067610	653.0
	900.00	000100	9.2
	900.00	016100	566.4
	900.00	016200	10.5
	900.00	064900	679.3
	907.50	000100	150.5
	913.25	000100	825.2
	935.00	000100	44.5
	945.41	010500	127.8
	949.92	069180	169.9
	949.97	002300	397.2
	949.97	046400	715.7
	950.00	000100	378.7
	950.00	064900	421.6
	951.60	000100	144.0
	977.94	064900	198.2
	982.00	000100	1,207.5
	982.00	014500	147.2
	989.43	064900	46.6
	997.94	064900	896.2
	1,000.00	000100	5,285.3
	1,000.00	010500	39.9
	1,000.00	012100	1,268.7
	1,000.00	016100	401.8
	1,000.00	063970	149.0
	1,004.00	064900	152.9
	1,024.00	062410	186.7

TABLE 8: BASE PRICE PAID TO GROWERS FOR GRAPES CRUSHED AND DELIVERED TO CALIFORNIA PROCESSORS FROM THE 2004 CROP WITH BRIX FACTORS AND PURCHASED TONNAGE, BY TYPE, VARIETY, REPORTING DISTRICT WHERE GROWN, AND WEIGHTED AVERAGE BASE PRICE.

District, Type, and Variety	Base Price Per Ton	Brix Factors	Tons
	Dollars	Code a/	

District, Type, and Variety	Base Price Per Ton	Brix Factors	Tons
	Dollars	Code a/	

DISTRICT 07 (Cont'd.)			
------------------------------	--	--	--

Chardonnay * (Cont'd.)	1,030.80	064900	1,332.0
	1,031.54	000100	300.5
	1,034.00	000100	163.2
	1,035.23	002200	764.8
	1,050.00	000100	25.0
	1,064.18	012100	1,550.5
	1,099.92	000100	30.1
	1,100.00	000100	788.3
	1,100.00	014100	458.9
	1,100.00	067353	134.2
	1,100.00	067680	137.9
	1,186.00	000100	200.3
	1,199.97	000100	86.7
	1,200.00	000100	47.4
	1,200.00	012100	3.0
	1,200.00	012600	710.1
	1,200.00	016300	116.9
	1,207.98	002700	3,457.0
	1,221.76	012300	642.8
	1,228.00	000100	78.8
	1,228.03	000100	134.8
	1,228.03	012300	131.2
	1,250.00	000100	556.3
	1,250.00	002700	98.6
	1,250.00	010500	47.9
	1,250.00	012100	83.4
	1,250.00	018300	1.5
	1,250.00	063250	23.3
	1,300.00	000100	167.7
	1,300.00	016100	2.6
	1,300.00	068755	8.8
	1,361.42	000100	50.2
	1,400.00	010500	17.0
	1,420.00	000100	40.5
	1,420.77	014500	139.0
	1,435.69	016100	1,449.9
	1,450.00	000100	149.0
	1,500.00	000100	19.1
	1,500.00	010000	16.7
	1,595.00	000100	911.9
	1,600.00	010500	40.8
	1,725.00	010500	80.1
	1,760.00	000100	131.5
	1,800.00	000100	2.0
	1,800.00	012600	19.8
	2,000.00	000100	21.7
	2,000.00	017700	7.9
	2,200.00	000100	5.8
	2,200.00	010500	12.4
	2,200.00	018350	1.2
	2,600.00	000100	11.3
	2,600.00	017300	2.1
	2,750.00	000100	5.0
Wtd. Ave. Base & Total Tons	944.06		47,369.6
Chenin Blanc	200.00	032500	182.5
	250.00	042500	99.5
	518.96	010100	3.2
	600.00	009600	34.6
	700.00	002100	7.2
Wtd. Ave. Base & Total Tons	271.67		327.0
French Colombard	200.00	029100	164.1
Wtd. Ave. Base & Total Tons	200.00		164.1
Gewurztraminer	518.96	010100	137.1
	728.93	000100	658.5
	850.00	063010	146.5
	900.00	062050	76.7
	950.00	066847	322.0
	954.26	002300	810.2
	980.67	000100	167.0
	983.56	000100	96.1
	1,000.00	066395	170.7
	1,050.00	017500	10.3

	1,100.00	000100	15.0
	1,100.00	010900	39.6
	1,100.00	017500	40.1
	1,200.00	000100	24.6
	1,250.00	012600	0.5
	1,450.00	019963	4.0
	1,500.00	000100	7.0
	1,500.00	020000	2.5
Wtd. Ave. Base & Total Tons	886.20		2,728.4
Grenache Blanc	1,500.00	012100	37.8
Wtd. Ave. Base & Total Tons	1,500.00		37.8
Malvasia Bianca *	977.00	000100	152.8
	1,000.00	000100	10.6
	1,250.00	000100	29.0
Wtd. Ave. Base & Total Tons	1,019.42		192.4
Marsanne	800.00	012100	36.9
	857.14	016300	14.0
	900.00	000100	16.5
	1,132.47	016300	22.5
	1,800.00	012100	2.5
Wtd. Ave. Base & Total Tons	934.53		92.4
Muscat Blanc *	900.00	002100	70.2
	1,000.00	049500	19.4
	1,100.00	000100	22.7
	1,492.00	012600	110.6
	1,700.00	012600	16.0
Wtd. Ave. Base & Total Tons	1,254.77		238.9
Muscat Orange	518.96	010100	30.1
	1,100.00	012600	11.8
	1,100.00	017500	2.0
	1,500.00	012100	3.3
	1,700.00	012600	16.0
Wtd. Ave. Base & Total Tons	996.06		63.2
Pinot Blanc	650.00	015800	114.1
	700.00	002100	112.6
Wtd. Ave. Base & Total Tons	674.83		226.7
Pinot Gris *	731.63	012100	32.6
	800.00	012100	73.2
	900.00	000100	171.4
	900.00	002100	207.3
	1,000.00	012100	88.7
	1,150.00	011200	85.7
	1,150.00	049500	88.8
	1,200.00	002700	92.4
	1,200.00	016100	48.9
	1,200.00	040700	51.8
	1,200.00	049500	62.9
	1,228.17	059400	448.0
	1,250.00	000100	118.5
	1,250.00	011200	96.1
	1,250.00	059400	52.9
	1,250.00	064900	40.2
	1,259.00	000100	37.6
	1,280.00	000100	66.2
	1,297.89	049500	125.6
	1,300.00	049500	73.9
	1,340.00	000100	142.9
	1,340.00	011200	156.7
	1,390.00	011200	47.8
	1,400.00	064900	32.6
	1,450.00	000100	11.1
	1,595.00	000100	8.8
	2,000.00	017700	5.7
Wtd. Ave. Base & Total Tons	1,175.26		2,468.3

TABLE 8: BASE PRICE PAID TO GROWERS FOR GRAPES CRUSHED AND DELIVERED TO CALIFORNIA PROCESSORS FROM THE 2004 CROP WITH BRIX FACTORS AND PURCHASED TONNAGE, BY TYPE, VARIETY, REPORTING DISTRICT WHERE GROWN, AND WEIGHTED AVERAGE BASE PRICE.

District, Type, and Variety	Base Price Per Ton	Brix Factors	Tons	District, Type, and Variety	Base Price Per Ton	Brix Factors	Tons
	Dollars	Code a/			Dollars	Code a/	
DISTRICT 07 (Cont'd.)							
Roussanne	750.00	016300	9.9		950.00	037520	335.0
	800.00	012100	9.1		1,000.00	000100	556.0
	1,595.00	016300	35.5		1,000.00	001900	90.2
	1,858.74	000100	4.3		1,000.00	012100	106.3
					1,000.00	037520	127.7
					1,000.00	042350	203.7
					1,050.00	011900	20.0
					1,100.00	000100	15.0
Wtd. Ave. Base & Total Tons	1,348.98		58.8		1,200.00	000100	43.7
					1,200.00	010500	19.5
Sauvignon Blanc	518.96	010100	84.0		1,276.14	000100	31.2
	700.00	002100	7.8		1,500.00	009600	4.6
	800.00	000100	50.0				
	837.66	000100	198.3	Wtd. Ave. Base & Total Tons	896.31		4,588.3
	838.00	056025	604.5				
	850.00	000100	311.4	Other White b/	1,000.00	000100	14.8
	850.00	002700	141.3		1,200.00	000100	1.1
	850.00	056754	861.9		1,800.00	000100	4.6
	900.00	000100	502.3		1,800.00	012100	7.2
	900.00	042500	221.3				
	950.00	000100	50.1	Wtd. Ave. Base & Total Tons	1,348.74		27.7
	950.00	012400	65.0				
	975.00	000100	48.2	WINE GRAPES (RED)			
	997.86	002700	215.1	Barbera	907.72	000100	6.6
	1,000.00	000100	24.1		1,206.00	017900	119.7
	1,000.00	001900	38.8		1,800.00	000100	20.8
	1,092.55	002700	277.7	Wtd. Ave. Base & Total Tons	1,276.61		147.1
	1,100.00	009600	8.6				
	1,100.00	013500	8.0	Cabernet Franc	325.00	000100	214.9
	1,100.00	064900	51.2		518.96	010100	6.5
	1,163.62	000100	54.8		800.00	002100	17.6
	1,186.52	000100	65.8		837.66	000100	118.1
	1,250.00	010500	40.0		900.00	000100	4.2
	1,260.91	010500	71.4		1,000.00	067680	100.7
	1,600.00	012950	3.2		1,500.00	010000	0.2
					1,595.00	000100	41.1
Wtd. Ave. Base & Total Tons	906.22		4,004.8	Wtd. Ave. Base & Total Tons	708.44		503.3
Sauvignon Musque	1,200.00	000100	5.7	Cabernet Sauvignon	200.00	069150	14.6
	1,250.00	000100	12.4		250.00	002100	50.1
					325.00	002400	567.5
Wtd. Ave. Base & Total Tons	1,234.25		18.1		350.00	012800	1.0
					400.00	000100	2.1
Semillon	850.00	040700	45.6		500.00	016100	9.4
	1,186.52	000100	14.6		518.96	010100	34.1
					550.00	000100	77.2
Wtd. Ave. Base & Total Tons	931.61		60.2		600.00	000100	91.1
					650.00	000100	4.2
Tocai Friulano	1,400.00	012600	9.6		700.00	000100	117.0
	1,450.00	049500	22.3		700.00	002100	147.6
					700.00	002300	113.6
Wtd. Ave. Base & Total Tons	1,434.95		31.9		788.62	016100	46.2
					800.00	000100	117.2
Viognier	700.00	068755	31.2		800.00	002100	166.6
	1,000.00	016100	14.3		800.00	016100	76.7
	1,200.00	000100	5.6		825.00	012100	220.7
	1,463.44	000100	25.6		837.66	000100	578.1
	1,500.00	000100	3.9		850.00	002700	509.2
	1,550.00	000100	7.9		850.00	012100	413.0
	1,600.00	000100	14.0		850.00	049100	35.2
	1,700.00	000100	5.3		900.00	016200	25.3
	1,760.00	000100	13.9		950.00	000100	79.8
	1,800.00	016300	4.9		950.00	012100	452.7
	2,000.00	000100	1.0		992.14	002700	1,649.6
	2,500.00	000100	8.2		1,000.00	000100	99.4
Wtd. Ave. Base & Total Tons	1,366.81		135.8		1,000.00	012100	671.1
					1,000.00	016100	18.0
White Riesling *	518.96	010100	124.9		1,000.00	066375	211.2
	700.00	009600	104.2		1,002.53	002700	917.7
	800.00	011100	360.1		1,005.00	012100	19.7
	835.23	009800	141.7		1,075.00	059400	325.7
	850.00	009800	479.9		1,100.00	064900	181.3
	850.00	049500	1,198.1		1,105.00	000100	161.7
	866.08	001400	26.4		1,105.50	000100	202.5
	900.00	002100	109.7		1,115.00	012100	19.8
	900.00	040700	72.0		1,142.67	002700	191.6
	915.00	000100	44.2		1,150.00	012600	870.1
	925.00	011900	98.6				
	950.00	009600	113.5				
	950.00	009800	162.1				

TABLE 8: BASE PRICE PAID TO GROWERS FOR GRAPES CRUSHED AND DELIVERED TO CALIFORNIA PROCESSORS FROM THE 2004 CROP WITH BRIX FACTORS AND PURCHASED TONNAGE, BY TYPE, VARIETY, REPORTING DISTRICT WHERE GROWN, AND WEIGHTED AVERAGE BASE PRICE.

District, Type, and Variety	Base Price Per Ton	Brix Factors	Tons	District, Type, and Variety	Base Price Per Ton	Brix Factors	Tons
	Dollars	Code a/			Dollars	Code a/	
DISTRICT 07 (Cont'd.)							
Cabernet Sauvignon (Cont'd.)	1,150.00	068650	183.6		550.00	012700	51.5
	1,152.75	016300	48.9		600.00	000100	12.0
	1,162.21	000100	103.2		600.00	015800	17.4
	1,162.21	012400	491.8		650.00	000100	9.5
	1,200.00	016100	120.0		650.00	015800	42.7
	1,250.00	000100	347.0		683.79	016100	169.5
	1,250.00	016100	337.0		700.00	067680	93.9
	1,272.00	059400	197.5		700.00	068250	178.5
	1,319.41	000100	79.3		748.31	016100	105.4
	1,349.37	000100	385.3		750.00	000100	0.9
	1,450.00	000100	352.1		800.00	067680	309.1
	1,500.00	010000	1.6		800.00	068755	494.2
	1,595.00	000100	167.1		816.00	068755	427.1
	2,000.00	010500	5.7		825.00	012100	799.1
	2,000.00	018300	22.2		837.66	000100	386.4
	2,181.98	002700	914.5		841.45	000100	175.5
					850.00	012100	192.0
					850.00	068755	416.8
					860.00	000100	63.4
Wtd. Ave. Base & Total Tons	1,083.77		13,246.4		900.00	000100	45.6
Carignane	700.00	018300	1.6		900.00	002100	2,086.7
Wtd. Ave. Base & Total Tons	700.00		1.6		900.00	002700	431.4
Charbono	1,014.00	009600	57.4		900.00	012100	360.8
Wtd. Ave. Base & Total Tons	1,014.00		57.4		900.00	017900	293.2
Cinsaut *	1,800.00	012100	7.7		900.00	063885	148.5
Wtd. Ave. Base & Total Tons	1,800.00		7.7		900.00	067680	447.4
Dolcetto	1,500.00	012100	13.0		900.00	068755	698.9
	2,000.00	017700	25.0		907.50	000100	78.2
Wtd. Ave. Base & Total Tons	1,828.95		38.0		925.00	000100	39.0
Freisa	1,000.00	008000	27.3		925.00	068755	314.3
Wtd. Ave. Base & Total Tons	1,000.00		27.3		935.00	012100	108.5
Gamay (Napa) *	200.00	042500	113.6		950.00	000100	856.4
	714.97	002700	260.8		950.00	068755	91.8
	800.00	000100	221.4		996.27	002200	423.1
Wtd. Ave. Base & Total Tons	648.38		595.8		1,000.00	000100	754.8
Grenache *	200.00	026300	165.5		1,000.00	002700	24.1
	350.00	018300	0.8		1,000.00	067351	163.3
	518.96	010100	25.4		1,000.00	067353	181.7
	560.17	016300	5.6		1,000.00	068755	56.8
	900.00	016300	18.5		1,038.42	000100	72.8
	1,100.00	018200	34.9		1,045.00	012100	299.5
	1,200.00	000100	16.3		1,045.78	059400	573.2
	1,650.00	018300	5.3		1,050.00	000100	223.1
	1,800.00	018200	28.3		1,075.00	059400	726.3
	1,837.00	018200	75.5		1,100.00	067680	449.3
	3,409.09	016400	2.6		1,137.63	000100	97.3
Wtd. Ave. Base & Total Tons	875.47		378.7		1,137.66	000100	208.8
Malbec	800.00	002100	3.9		1,142.12	000100	589.4
	800.00	012400	30.5		1,142.12	010000	653.8
	837.66	000100	53.4		1,142.12	016300	112.2
	875.00	000100	4.0		1,142.12	066370	113.0
	900.00	002100	14.5		1,150.00	012600	361.7
	1,595.00	000100	21.4		1,150.00	068650	908.9
Wtd. Ave. Base & Total Tons	962.68		127.7		1,153.80	016300	23.2
Mataro *	1,800.00	000100	8.0		1,197.00	000100	34.4
	3,000.00	016400	3.0		1,199.56	064900	552.0
Wtd. Ave. Base & Total Tons	2,127.27		11.0		1,200.00	002700	201.4
Merlot	350.00	016400	5.0		1,200.00	012400	10.8
	500.00	000100	10.1		1,203.14	068650	81.4
	518.96	010100	21.2		1,250.00	000100	108.2
					1,319.41	000100	102.6
					1,370.71	002700	1,957.3
					1,377.83	016100	93.3
					1,432.00	000100	182.7
					1,450.00	000100	54.5
					1,488.69	014500	374.7
					1,500.00	010000	0.7
					1,503.36	000100	254.9
					1,550.00	000100	330.0
					1,595.00	000100	820.2
					1,750.00	000100	177.5
					2,000.00	017700	106.4
Wtd. Ave. Base & Total Tons				Wtd. Ave. Base & Total Tons	1,070.15		22,441.2
				Nebbiolo	2,500.00	018200	11.3
				Wtd. Ave. Base & Total Tons	2,500.00		11.3

TABLE 8: BASE PRICE PAID TO GROWERS FOR GRAPES CRUSHED AND DELIVERED TO CALIFORNIA PROCESSORS FROM THE 2004 CROP WITH BRIX FACTORS AND PURCHASED TONNAGE, BY TYPE, VARIETY, REPORTING DISTRICT WHERE GROWN, AND WEIGHTED AVERAGE BASE PRICE.

District, Type, and Variety	Base Price Per Ton	Brix Factors	Tons
	Dollars	Code a/	

District, Type, and Variety	Base Price Per Ton	Brix Factors	Tons
	Dollars	Code a/	

DISTRICT 07 (Cont'd.)

Sangiovese * (Cont'd.)	1,169.06	049500	312.8
	1,199.56	064900	178.9
	1,500.00	000100	3.4
	2,000.00	017700	24.6
Wtd. Ave. Base & Total Tons	989.80		845.6
Souzao	700.00	002100	0.8
	2,000.00	000100	7.5
	2,000.00	009800	10.4
Wtd. Ave. Base & Total Tons	1,944.39		18.7
Syrah *	300.00	017700	308.7
	350.00	068769	47.5
	500.00	000100	15.8
	518.96	010100	80.6
	550.00	000100	7.6
	600.00	000100	3.0
	600.00	016300	5.1
	697.43	000100	29.2
	700.00	002100	83.1
	750.00	012400	29.7
	752.02	000100	106.2
	800.00	000100	218.8
	800.00	064900	32.2
	825.00	000100	145.2
	837.66	000100	115.3
	850.00	000100	111.7
	900.00	002100	248.6
	900.00	017900	43.0
	900.00	068455	70.0
	950.00	012100	456.6
	974.04	000100	28.5
	1,000.00	000100	164.2
	1,000.00	014100	29.9
	1,000.00	068755	31.0
	1,036.63	000100	28.9
	1,039.39	000100	32.1
	1,068.00	068650	31.3
	1,075.00	059400	118.8
	1,081.58	000100	66.4
	1,082.34	016300	125.1
	1,087.00	000100	62.0
	1,099.48	000100	72.1
	1,100.00	002700	105.2
	1,100.00	012800	3.3
	1,100.00	016100	5.0
	1,100.00	066375	214.5
	1,100.00	067680	66.8
	1,136.53	018300	6.0
	1,149.19	000100	62.2
	1,182.34	000100	16.8
	1,200.00	000100	120.6
	1,200.00	016100	86.9
	1,200.00	016300	22.6
	1,264.30	000100	22.7
	1,300.00	000100	117.1
	1,350.00	000100	61.1
	1,400.00	018300	1.5
	1,450.00	000100	2.7
	1,500.00	010500	6.0
	1,500.00	012900	1.1
	1,595.00	000100	254.7
	1,600.00	000100	229.3
	1,600.00	016400	21.7
	1,700.00	000100	2.5
	1,750.00	016100	3.2
	1,800.00	002300	8.4
	1,800.00	017900	29.5
	1,800.00	019000	11.7
	2,000.00	000100	22.6
	2,000.00	018300	3.0
	3,000.00	000100	7.3
	3,000.00	016400	3.0
	3,500.00	000100	5.6
	3,800.00	000100	6.4
	3,800.00	016400	2.7

	3,800.00	017300	1.9
Wtd. Ave. Base & Total Tons	1,023.76		4,483.8
Tannat	1,000.00	000100	14.7
Wtd. Ave. Base & Total Tons	1,000.00		14.7
Tempranillo *	518.96	010100	9.1
	1,500.00	000100	3.5
	1,500.00	015100	4.1
Wtd. Ave. Base & Total Tons	965.42		16.7
Teroldego	1,500.00	000100	5.1
	1,800.00	012800	5.0
Wtd. Ave. Base & Total Tons	1,648.51		10.1
Tinta Cao	700.00	002100	0.7
Wtd. Ave. Base & Total Tons	700.00		0.7
Tinta Madeira	700.00	002100	1.2
Wtd. Ave. Base & Total Tons	700.00		1.2
Trousseau *	1,174.17	000100	5.1
Wtd. Ave. Base & Total Tons	1,174.17		5.1
Zinfandel	350.00	024300	93.7
	350.00	026300	376.7
	450.00	016300	21.8
	700.00	002100	2.4
	703.86	000100	16.1
	726.46	016100	53.0
	815.93	067680	72.0
	1,000.00	016100	13.4
	1,000.00	017900	9.1
	1,200.00	000100	12.9
	1,300.00	018500	2.6
	1,406.20	002700	172.2
	2,000.00	000100	13.2
	2,000.00	017700	9.4
	2,100.00	000100	3.5
Wtd. Ave. Base & Total Tons	711.89		872.0
Other Red b/	518.96	010100	1.4
	700.00	002100	0.9
	1,278.00	017900	2.0
	2,000.00	017700	4.4
Wtd. Ave. Base & Total Tons	1,461.21		8.7

DISTRICT 08

RAISIN GRAPES

Thompson Seedless	225.00	000100	321.1
Wtd. Ave. Base & Total Tons	225.00		321.1

WINE GRAPES (WHITE)

Chardonnay *	200.00	000100	42.8
	350.00	006500	31.6
	350.00	011510	1.2
	400.00	000100	73.1
	400.00	010100	30.0
	500.00	000100	39.0
	500.00	002000	125.2
	500.00	010000	5.1
	500.00	010200	0.5
	500.00	015800	1,153.6
	500.00	016100	3.2
	500.00	066600	671.7
	600.00	000100	60.8

TABLE 8: BASE PRICE PAID TO GROWERS FOR GRAPES CRUSHED AND DELIVERED TO CALIFORNIA PROCESSORS FROM THE 2004 CROP WITH BRIX FACTORS AND PURCHASED TONNAGE, BY TYPE, VARIETY, REPORTING DISTRICT WHERE GROWN, AND WEIGHTED AVERAGE BASE PRICE.

District, Type, and Variety	Base Price Per Ton	Brix Factors	Tons
	Dollars	Code a/	

District, Type, and Variety	Base Price Per Ton	Brix Factors	Tons
	Dollars	Code a/	

DISTRICT 08 (Cont'd.)

Chardonnay * (Cont'd.)	650.00	000100	65.6
	700.00	067353	81.0
	750.00	000100	5.0
	750.00	002000	130.8
	750.00	002300	105.3
	750.00	016100	1.8
	750.00	068650	87.5
	764.55	000100	37.5
	771.79	016100	186.5
	800.00	000100	483.8
	800.00	012100	417.8
	800.00	012400	99.2
	828.00	012100	6.6
	869.90	002300	202.0
	895.76	012400	128.2
	900.00	000100	112.7
	900.00	002700	368.3
	900.00	010200	8.6
	900.00	012900	60.7
	924.58	000100	130.0
	925.00	000100	244.2
	950.00	016100	41.4
	975.00	000100	55.4
	1,000.00	000100	547.0
	1,000.00	010000	2.0
	1,000.00	010100	2.7
	1,000.00	012400	11.2
	1,000.00	012600	2.1
	1,000.00	015100	26.5
	1,000.00	016100	190.4
	1,000.00	016400	5.0
	1,000.00	063970	137.7
	1,030.80	064900	15.7
	1,030.85	000100	120.9
	1,047.80	002700	1,057.8
	1,089.20	016100	15.7
	1,100.00	000100	116.3
	1,100.00	010200	60.5
	1,100.00	011510	142.3
	1,100.00	012100	469.2
	1,109.71	012100	37.1
	1,109.71	012400	105.9
	1,150.00	010100	536.1
	1,167.00	016100	150.1
	1,177.57	014800	116.5
	1,200.00	000100	115.6
	1,200.00	010500	19.4
	1,200.00	016300	3.5
	1,200.00	066845	20.1
	1,200.00	066847	22.6
	1,223.58	000100	21.1
	1,225.00	016300	8.0
	1,236.00	064900	399.1
	1,250.00	000100	62.6
	1,250.00	018200	31.2
	1,254.57	000100	843.5
	1,270.00	064900	235.6
	1,295.00	000100	9.0
	1,300.00	000100	50.0
	1,307.00	017900	4.8
	1,316.97	000100	2.7
	1,350.00	016100	5.9
	1,350.88	000100	8.8
	1,400.00	000100	23.2
	1,400.00	010100	15.0
	1,400.00	012400	4.5
	1,400.00	016300	38.7
	1,452.34	012100	75.7
	1,478.58	000100	126.5
	1,500.00	000100	61.1
	1,500.00	012400	4.4
	1,500.00	012600	3.9
	1,500.00	016300	16.3
	1,527.10	000100	35.7
	1,530.00	012500	6.3
	1,550.00	000100	7.4
	1,550.41	000100	95.7
	1,600.00	000100	395.3

	1,600.00	010100	2.5
	1,600.00	012400	16.5
	1,600.00	016400	3.6
	1,700.00	000100	20.7
	1,700.00	012400	40.9
	1,700.00	018200	48.0
	1,737.27	000100	38.7
	1,750.00	000100	33.0
	1,750.00	012400	13.3
	1,750.00	018200	19.4
	1,783.00	000100	0.8
	1,800.00	000100	144.3
	1,800.00	010000	4.5
	1,800.00	010100	0.4
	1,800.00	012600	10.9
	1,800.00	016300	2.7
	1,800.00	017100	1.1
	1,825.00	016400	8.4
	1,835.89	011550	9.5
	1,852.21	000100	43.6
	1,870.96	000100	34.8
	1,875.00	000100	72.2
	1,900.00	016300	3.6
	1,908.94	000100	17.9
	1,948.91	000100	51.2
	2,000.00	000100	10.2
	2,025.03	000100	9.4
	2,132.42	012400	114.8
	2,168.49	000100	21.8
	2,180.00	002100	99.8
	2,200.00	000100	3.2
	2,200.00	010200	2.4
	2,200.00	016300	62.2
	2,264.31	000100	68.5
	2,275.00	012600	81.8
	2,276.00	000100	24.2
	2,286.00	000100	4.0
	2,364.57	010100	1.3
	2,364.57	016300	2.7
	2,397.48	000100	19.0
	2,400.00	017300	3.2
	2,419.00	061950	2,042.6
	2,460.00	000100	2.8
	2,460.30	000100	44.7
	2,500.00	000100	8.1
	2,500.00	016300	4.3
	2,511.63	000100	5.0
	2,592.12	012100	46.7
	2,750.00	000100	12.2
	2,762.92	002100	40.1
	2,834.00	000100	136.7
	3,000.00	000100	20.0
	9,165.40	000100	6.5
Wtd. Ave. Base & Total Tons	1,273.43		15,480.3
Chenin Blanc	660.66	008400	177.6
	660.66	010050	1,110.2
	700.00	000100	24.4
	800.00	012100	4.1
Wtd. Ave. Base & Total Tons	661.82		1,316.3
Gewurztraminer	800.00	000100	489.0
	800.00	002100	140.0
	1,000.00	000100	11.6
	1,200.00	014500	3.9
	2,837.84	000100	3.7
Wtd. Ave. Base & Total Tons	817.62		648.2
Grenache Blanc	1,600.00	000100	9.7
	1,864.62	000100	8.8
	2,250.00	000100	4.5
	2,500.00	016700	0.7
Wtd. Ave. Base & Total Tons	1,848.26		23.7

TABLE 8: BASE PRICE PAID TO GROWERS FOR GRAPES CRUSHED AND DELIVERED TO CALIFORNIA PROCESSORS FROM THE 2004 CROP WITH BRIX FACTORS AND PURCHASED TONNAGE, BY TYPE, VARIETY, REPORTING DISTRICT WHERE GROWN, AND WEIGHTED AVERAGE BASE PRICE.

District, Type, and Variety	Base Price Per Ton	Brix Factors	Tons	District, Type, and Variety	Base Price Per Ton	Brix Factors	Tons
	Dollars	Code a/			Dollars	Code a/	
DISTRICT 08 (Cont'd.)					1,722.36	010200	0.8
					1,725.00	000100	3.4
					1,725.00	010200	3.0
Malvasia Bianca *	1,200.00	000100	1.1		1,727.89	000100	49.5
					1,782.44	064900	68.3
Wtd. Ave. Base & Total Tons	1,200.00		1.1		1,800.00	000100	1.1
					1,800.00	049500	73.3
Marsanne	1,056.52	000100	4.3		1,871.56	000100	106.5
	1,200.00	018200	5.1		1,873.00	061950	61.0
	1,500.00	000100	4.3				
	1,700.00	000100	2.1	Wtd. Ave. Base & Total Tons	1,557.89		746.5
	1,800.00	000100	0.9				
	1,800.00	017900	0.9	Roussanne	1,300.00	000100	15.2
	2,000.00	000100	0.9		1,500.00	000100	16.7
	2,000.00	016700	2.3		1,500.00	018200	7.2
Wtd. Ave. Base & Total Tons	1,457.84		20.8		1,558.00	017400	8.3
					1,600.00	000100	10.7
Muscat Blanc *	700.00	010100	10.4		1,600.00	012400	1.2
	950.00	000100	11.1		1,600.00	018200	1.3
	973.85	000100	17.6		1,700.00	000100	6.8
	1,000.00	000100	25.4		1,700.00	010100	2.9
	1,000.00	049500	209.4		1,800.00	000100	11.0
	1,001.26	000100	18.4		1,800.00	012900	7.3
	1,050.00	000100	48.1		1,800.00	016400	2.3
	1,100.00	012600	33.0		1,800.00	016700	4.5
	1,104.31	000100	20.1		1,800.00	017900	1.5
Wtd. Ave. Base & Total Tons	1,009.38		393.5		1,973.57	000100	31.9
					2,000.00	016700	5.7
Muscat Orange	1,000.00	000100	4.8		2,200.00	000100	3.3
	1,100.00	000100	7.0		2,250.00	000100	7.8
	1,200.00	010000	1.0		2,600.00	016700	5.4
Wtd. Ave. Base & Total Tons	1,070.31		12.8		2,730.00	016300	5.9
					3,000.00	000100	5.1
Pinot Blanc	1,000.00	000100	10.0		4,081.00	009800	3.2
	1,254.79	000100	16.4		4,347.03	000100	11.5
	1,500.00	012400	0.5		6,034.19	000100	4.1
	1,500.00	016300	60.2	Wtd. Ave. Base & Total Tons	10,705.00	000100	2.6
	1,500.00	017300	6.1				
	1,500.00	049400	3.2	Sauvignon Blanc	500.00	042500	168.1
	1,547.75	000100	48.7		600.00	016100	87.6
	1,600.00	000100	10.1		700.00	000100	46.8
	1,800.00	000100	1.5		700.00	012100	76.5
	1,850.00	000100	1.0		750.00	009800	98.2
	1,939.06	016100	5.5		750.00	016100	47.8
	2,390.80	000100	31.6		750.00	064900	37.4
	2,640.00	000100	3.0		772.00	012100	58.3
	2,640.26	000100	5.0		776.36	000100	29.0
	2,760.00	000100	2.5		800.00	000100	0.8
	3,000.00	000100	1.0		802.88	000100	97.3
	3,000.00	017300	1.4		850.00	000100	107.6
	3,000.00	020120	2.0		875.48	064900	747.6
Wtd. Ave. Base & Total Tons	1,712.44		209.7		882.28	000100	10.8
					882.28	009900	153.5
Pinot Gris *	600.00	012900	5.1		882.28	010000	203.7
	764.82	000100	5.2		882.28	010050	114.4
	850.00	000100	33.6		882.28	012100	13.9
	1,000.00	000100	22.9		900.00	000100	10.0
	1,100.00	016100	2.0		905.38	000100	38.5
	1,200.00	000100	80.2		907.07	002700	520.3
	1,200.00	009800	0.5		950.00	010000	59.8
	1,200.00	016100	0.5		988.57	000100	24.2
	1,200.00	016300	1.0		1,000.00	000100	92.6
	1,250.00	000100	34.2		1,000.00	009600	3.8
	1,300.00	049500	42.5		1,000.00	012400	42.0
	1,400.00	010200	9.2		1,026.75	012100	196.1
	1,450.00	000100	8.3		1,050.00	000100	49.0
	1,500.00	000100	5.1		1,059.29	000100	18.4
	1,500.00	010500	13.6		1,100.00	000100	27.4
	1,500.00	012100	7.8		1,100.00	009800	3.0
	1,500.00	012600	29.9		1,115.00	000100	2.8
	1,595.54	000100	6.3		1,175.00	068470	37.2
	1,600.00	000100	28.0		1,200.00	000100	19.0
	1,600.00	012100	3.4		1,200.00	012400	5.4
	1,680.00	010000	2.2		1,200.00	015000	3.1
	1,700.00	011300	30.4		1,257.10	000100	62.8
	1,720.00	016100	1.7		1,350.00	012600	8.3
	1,722.36	000100	6.0		1,353.00	061950	48.9
					1,400.00	000100	12.0

TABLE 8: BASE PRICE PAID TO GROWERS FOR GRAPES CRUSHED AND DELIVERED TO CALIFORNIA PROCESSORS FROM THE 2004 CROP WITH BRIX FACTORS AND PURCHASED TONNAGE, BY TYPE, VARIETY, REPORTING DISTRICT WHERE GROWN, AND WEIGHTED AVERAGE BASE PRICE.

District, Type, and Variety	Base Price Per Ton	Brix Factors	Tons
	Dollars	Code a/	

District, Type, and Variety	Base Price Per Ton	Brix Factors	Tons
	Dollars	Code a/	

DISTRICT 08 (Cont'd.)

Sauvignon Blanc (Cont'd.)	1,500.00	000100	133.4
	1,500.00	010000	6.9
	1,500.00	015000	7.2
	1,818.22	010000	22.8
	2,295.92	000100	9.8
Wtd. Ave. Base & Total Tons	917.34		3,564.0
Semillon	375.00	032225	196.8
	600.00	008200	84.0
	800.00	000100	9.1
	1,000.00	000100	3.7
	1,353.00	061950	11.1
	1,485.00	000100	1.7
	1,500.00	000100	7.0
	1,751.50	000100	2.9
Wtd. Ave. Base & Total Tons	532.10		316.3
St. Emilion *	600.00	000100	1.5
Wtd. Ave. Base & Total Tons	600.00		1.5
Symphony	600.00	000100	1.5
Wtd. Ave. Base & Total Tons	600.00		1.5
Tocai Friulano	1,677.89	000100	6.8
Wtd. Ave. Base & Total Tons	1,677.89		6.8
Viognier	250.00	062820	56.1
	900.00	000100	1.0
	977.78	000100	6.2
	1,000.00	000100	5.9
	1,000.00	016300	30.5
	1,000.00	068470	10.6
	1,030.80	067680	15.4
	1,200.00	000100	23.4
	1,200.00	018350	3.0
	1,200.00	019000	6.9
	1,300.00	000100	27.3
	1,300.00	016100	8.9
	1,395.35	000100	4.5
	1,400.00	000100	4.7
	1,400.00	010000	5.5
	1,416.00	000100	0.5
	1,416.97	000100	60.6
	1,420.00	016200	0.5
	1,428.97	000100	14.4
	1,500.00	000100	52.6
	1,500.00	010200	0.6
	1,500.00	016300	0.7
	1,500.00	016400	3.3
	1,500.00	017700	1.1
	1,558.00	017400	4.6
	1,558.67	000100	2.7
	1,600.00	000100	5.8
	1,600.00	012400	3.1
	1,600.00	012950	1.1
	1,600.00	018200	4.2
	1,600.00	018970	4.0
	1,650.00	000100	9.5
	1,700.00	000100	18.1
	1,700.00	010100	1.1
	1,750.00	000100	1.8
	1,800.00	000100	13.3
	1,800.00	010000	2.0
	1,800.00	012800	2.0
	1,800.00	012900	3.9
	1,800.00	016100	1.6
	1,800.00	016300	2.9
	1,800.00	016400	2.7
	1,800.00	017900	0.9
	1,800.00	068470	2.0
	2,000.00	000100	9.2
	2,000.00	016400	0.1
	2,000.00	016700	4.3

	2,050.00	000100	0.9
	2,200.00	000100	2.8
	2,500.00	000100	1.7
	3,000.00	000100	3.3
	5,015.58	000100	2.9
	6,034.19	000100	0.8
Wtd. Ave. Base & Total Tons	1,319.74		457.5
White Riesling *	750.00	012100	8.3
	800.00	000100	32.7
	800.00	002100	102.4
	819.15	008200	112.2
	850.00	012100	110.0
	879.41	000100	46.1
	900.00	010000	22.0
	921.28	000100	8.2
	1,000.00	000100	110.1
	1,150.00	000100	3.2
	1,200.00	000100	0.5
	1,200.00	009800	3.0
	1,200.00	010000	2.6
	1,200.00	014500	2.1
	1,200.00	016400	13.6
	1,250.00	000100	9.3
	1,250.00	011900	4.9
	1,300.00	000100	6.9
	1,500.00	000100	4.6
Wtd. Ave. Base & Total Tons	897.91		602.7
Other White b/	1,722.36	010000	0.7
	2,200.00	012900	0.5
Wtd. Ave. Base & Total Tons	1,921.38		1.2

WINE GRAPES (RED)

Alvarelhao	1,000.00	000100	3.1
	1,350.00	000100	3.1
Wtd. Ave. Base & Total Tons	1,175.00		6.2
Barbera	500.00	010100	8.6
	900.00	000100	8.3
	900.00	016300	24.8
	1,000.00	000100	31.2
	1,000.00	017400	4.8
	1,104.81	067680	42.6
	1,275.00	019200	16.6
	1,300.00	016100	6.2
	1,300.00	018200	1.5
	1,500.00	000100	5.1
	1,600.00	016300	5.3
	2,000.00	000100	10.2
	4,113.15	000100	12.3
Wtd. Ave. Base & Total Tons	1,326.49		177.5
Cabernet Franc	250.00	069125	219.3
	400.00	000100	35.2
	400.00	018200	15.6
	500.00	000100	54.8
	500.00	016400	1.6
	553.54	000100	6.4
	577.00	000100	71.3
	600.00	000100	7.5
	600.00	016100	28.6
	750.00	012900	0.3
	800.00	010100	2.5
	800.00	016300	0.8
	900.00	000100	11.0
	900.00	018400	12.0
	950.00	016100	15.6
	1,000.00	000100	33.2
	1,000.00	019200	9.1
	1,075.67	017200	54.5
	1,100.00	002300	145.4
	1,100.00	010200	4.2
	1,120.52	067680	104.2

TABLE 8: BASE PRICE PAID TO GROWERS FOR GRAPES CRUSHED AND DELIVERED TO CALIFORNIA PROCESSORS FROM THE 2004 CROP WITH BRIX FACTORS AND PURCHASED TONNAGE, BY TYPE, VARIETY, REPORTING DISTRICT WHERE GROWN, AND WEIGHTED AVERAGE BASE PRICE.

District, Type, and Variety	Base Price Per Ton	Brix Factors	Tons	District, Type, and Variety	Base Price Per Ton	Brix Factors	Tons
	Dollars	Code a/			Dollars	Code a/	
DISTRICT 08 (Cont'd.)							
Cabernet Franc (Cont'd.)	1,199.45	017400	27.7		700.00	016100	201.0
	1,200.00	000100	38.9		700.00	016300	31.4
	1,200.00	017900	1.5		700.00	016700	2.0
	1,238.00	016300	4.4		700.00	019200	10.0
	1,250.00	016300	2.6		709.00	000100	9.5
	1,282.74	000100	50.3		745.00	000100	15.8
	1,282.74	012700	251.8		750.00	000100	47.5
	1,286.46	000100	5.3		750.00	012900	1.5
	1,286.46	017400	1.7		750.00	016100	15.0
	1,286.46	019200	12.1		750.00	068650	60.4
	1,300.00	010500	5.7		775.00	000100	79.7
	1,300.00	012600	18.7		798.40	019200	10.6
	1,350.00	012900	10.4		800.00	000100	303.5
	1,400.00	000100	1.9		800.00	010500	19.1
	1,450.00	017400	8.2		800.00	016100	2.8
	1,450.00	065880	0.5		800.00	016300	732.8
	1,500.00	000100	48.1		800.00	016400	4.1
	1,500.00	016500	2.1		800.00	068650	29.1
	1,550.00	010000	1.5		850.00	000100	5.9
	1,550.00	016400	1.5		850.00	002700	295.8
	1,550.00	016500	2.0		850.00	016100	2.7
	1,575.00	068470	14.9		900.00	010000	2.2
	1,584.00	068470	13.6		900.00	010100	2.0
	1,600.00	000100	41.6		900.00	016300	10.2
	1,600.00	012400	4.8		900.00	018400	18.5
	1,600.00	016100	5.6		918.16	017400	61.0
	1,675.00	000100	3.6		950.00	000100	4.7
	1,687.50	068470	3.1		950.00	016100	12.9
	1,700.00	016300	4.1		971.86	016100	46.6
	1,750.00	010200	2.2		974.00	002425	294.8
	1,750.00	016100	5.7		975.00	000100	66.3
	1,775.00	068470	0.3		1,000.00	000100	686.5
	1,800.00	000100	47.5		1,000.00	012100	598.6
	1,800.00	017900	3.9		1,000.00	016100	69.4
	2,025.00	000100	5.4		1,000.00	016300	291.3
	2,169.18	000100	1.6		1,000.00	016400	15.9
	2,169.18	010200	1.0		1,000.00	019200	10.0
	2,500.00	000100	4.9		1,010.00	000100	82.6
	2,500.00	012950	13.3		1,011.66	012100	48.9
	2,500.00	016100	8.1		1,022.30	000100	139.9
	2,508.64	000100	9.5		1,047.40	000100	1,085.7
	2,700.00	068470	20.7		1,047.40	012400	895.3
					1,047.40	012500	141.8
					1,047.40	012600	1,636.8
					1,047.40	012700	1,163.3
					1,047.40	016300	182.3
					1,054.60	000100	284.9
					1,054.60	012400	200.7
					1,075.00	000100	21.3
					1,075.67	000100	421.1
					1,075.67	017200	177.8
					1,075.67	019200	40.6
					1,075.67	065000	150.6
					1,075.67	066860	160.0
					1,076.00	000100	239.0
					1,076.00	019200	18.4
					1,076.73	000100	25.1
					1,076.74	000100	408.9
					1,076.74	016300	181.0
					1,076.74	016500	6.6
					1,076.74	017900	15.5
					1,077.00	000100	18.8
					1,077.00	010000	3.0
					1,100.00	000100	229.5
					1,100.00	010200	51.8
					1,100.00	011510	426.7
					1,100.00	012100	150.4
					1,104.81	067680	1,154.4
					1,104.81	068650	318.0
					1,106.44	014100	231.4
					1,133.00	000100	6.8
					1,137.98	002700	325.7
					1,152.14	000100	24.0
					1,152.14	015000	20.8
					1,167.00	016100	125.0
					1,183.24	000100	164.4
					1,183.38	068650	88.6
					1,184.37	000100	7.0
					1,185.94	068650	430.2
					1,200.00	000100	118.0
Wtd. Ave. Base & Total Tons	1,069.14		1,545.4				
Cabernet Sauvignon	120.00	000100	7.3				
	200.00	012900	12.3				
	250.00	000100	179.8				
	300.00	000100	276.7				
	300.00	002400	1,108.6				
	300.00	016100	931.3				
	300.00	069150	636.0				
	317.00	002400	278.4				
	325.00	002400	1,098.4				
	325.00	069150	420.0				
	350.00	000100	319.2				
	350.00	011510	184.1				
	350.00	068755	372.2				
	375.00	000100	535.3				
	375.00	068769	245.9				
	395.00	018200	85.5				
	400.00	000100	38.7				
	400.00	012400	3.2				
	400.00	016300	4.6				
	400.00	068755	35.1				
	500.00	000100	453.8				
	500.00	002100	372.2				
	500.00	016300	52.2				
	500.00	017400	18.9				
	500.00	069150	108.0				
	550.00	016300	436.8				
	600.00	000100	701.0				
	600.00	016300	277.0				
	650.00	000100	193.3				
	650.00	006500	23.6				
	650.00	016300	100.7				
	700.00	000100	105.3				
	700.00	010200	25.8				

TABLE 8: BASE PRICE PAID TO GROWERS FOR GRAPES CRUSHED AND DELIVERED TO CALIFORNIA PROCESSORS FROM THE 2004 CROP WITH BRIX FACTORS AND PURCHASED TONNAGE, BY TYPE, VARIETY, REPORTING DISTRICT WHERE GROWN, AND WEIGHTED AVERAGE BASE PRICE.

District, Type, and Variety	Base Price Per Ton	Brix Factors	Tons	District, Type, and Variety	Base Price Per Ton	Brix Factors	Tons
	Dollars	Code a/			Dollars	Code a/	
DISTRICT 08 (Cont'd.)							
Cabernet Sauvignon (Cont'd.)	1,200.00	010000	5.0	Cinsaut *	200.00	000100	43.9
	1,200.00	010200	6.1		1,000.00	000100	15.2
	1,200.00	016100	94.9		1,100.00	012100	17.5
	1,200.00	017900	103.3		1,200.00	000100	7.8
	1,200.00	018200	4.6		1,300.00	012400	1.6
	1,200.00	018300	1.0		1,300.00	016400	3.2
	1,200.00	019200	9.6		1,400.00	000100	0.3
	1,200.00	068470	9.8		1,500.00	000100	0.7
	1,204.51	000100	156.8		1,600.00	016100	0.4
	1,210.39	017200	67.8		2,250.00	000100	4.7
	1,230.00	000100	10.6	Wtd. Ave. Base & Total Tons	750.42		95.3
	1,248.37	010100	22.5	Counoise	1,000.00	000100	3.7
	1,250.00	000100	18.8		1,300.00	000100	4.3
	1,250.00	016300	9.7		1,440.00	000100	0.3
	1,250.00	018300	1.1		1,500.00	000100	1.7
	1,275.50	000100	56.0		1,600.00	016100	0.6
	1,300.00	000100	592.4		1,600.00	016300	0.2
	1,328.37	000100	262.4		2,000.00	000100	1.6
	1,398.37	065000	49.0		2,250.00	000100	3.2
	1,400.00	000100	1,805.2		2,250.00	012900	1.0
	1,400.00	016200	3.7	Wtd. Ave. Base & Total Tons	1,578.43		16.6
	1,400.00	016300	355.7	Dolcetto	1,200.00	000100	17.8
	1,400.00	067680	130.0		1,389.93	000100	6.4
	1,436.61	000100	99.5	Wtd. Ave. Base & Total Tons	1,250.23		24.2
	1,450.00	000100	5.0	Freisa	1,400.00	000100	4.9
	1,450.00	016500	13.0	Wtd. Ave. Base & Total Tons	1,400.00		4.9
	1,500.00	000100	403.8	Gamay (Napa) *	725.87	002700	131.3
	1,500.00	010100	6.0		821.01	008200	70.9
	1,500.00	010200	8.2		821.15	000100	1.4
	1,500.00	016500	9.8	Wtd. Ave. Base & Total Tons	759.66		203.6
	1,500.00	017400	1.0	Grenache *	200.00	000100	46.6
	1,500.00	019200	6.2		375.00	026300	153.4
	1,500.00	068470	19.5		600.00	012900	9.5
	1,575.00	068470	83.8		950.00	000100	6.0
	1,600.00	000100	89.7		1,000.00	000100	57.0
	1,600.00	010100	2.5		1,000.00	016300	5.9
	1,600.00	016100	1.9		1,000.00	016500	17.5
	1,600.00	016400	1.7		1,000.00	019100	1.4
	1,620.00	068470	25.3		1,200.00	000100	15.9
	1,671.51	019200	47.1		1,200.00	018200	1.0
	1,687.50	000100	10.8		1,201.44	000100	11.9
	1,713.16	012100	70.6		1,207.00	016500	21.5
	1,716.00	068470	111.8		1,300.00	000100	6.0
	1,722.91	017900	7.8		1,360.00	000100	41.7
	1,750.00	016300	1.0		1,360.60	000100	14.3
	1,775.00	068470	3.1		1,400.00	018200	62.3
	1,800.00	000100	10.8		1,415.00	012400	1.2
	1,800.00	016100	2.3		1,430.83	068451	9.0
	1,800.00	016400	1.3		1,450.00	000100	9.2
	1,800.00	068470	24.7		1,500.00	000100	5.6
	1,815.00	068470	26.0		1,500.00	017400	4.6
	1,900.00	016400	7.4		1,500.00	018200	7.0
	2,000.00	000100	38.6		1,500.00	018600	11.0
	2,045.63	000100	80.7		1,525.00	000100	1.9
	2,050.00	012950	19.5		1,600.00	000100	8.6
	2,078.61	000100	52.9		1,600.00	012400	1.1
	2,142.00	000100	97.3		1,600.00	016100	1.7
	2,200.00	016500	2.1		1,700.00	000100	7.8
	2,417.27	000100	19.0		1,800.00	000100	11.1
	2,500.00	000100	288.2		1,800.00	010200	3.1
	2,500.00	012950	58.9		1,800.00	012800	3.0
	2,500.00	016100	5.2		1,800.00	016500	1.6
	2,500.00	016500	2.9		1,800.00	016800	1.9
	2,500.00	018300	10.5		1,800.00	017900	2.0
	2,700.00	068470	35.9		1,807.41	000100	3.2
	3,261.87	012400	21.9		1,850.00	000100	5.0
	3,500.00	018300	6.1		1,850.00	017900	3.2
	3,706.97	000100	9.7		1,850.00	018200	0.9
Wtd. Ave. Base & Total Tons	924.55		30,961.9		1,900.00	000100	2.5
Carignane	1,000.00	000100	13.0				
Wtd. Ave. Base & Total Tons	1,000.00		13.0				
Charbono	1,584.00	068470	156.4				
Wtd. Ave. Base & Total Tons	1,584.00		156.4				

TABLE 8: BASE PRICE PAID TO GROWERS FOR GRAPES CRUSHED AND DELIVERED TO CALIFORNIA PROCESSORS FROM THE 2004 CROP WITH BRIX FACTORS AND PURCHASED TONNAGE, BY TYPE, VARIETY, REPORTING DISTRICT WHERE GROWN, AND WEIGHTED AVERAGE BASE PRICE.

District, Type, and Variety	Base Price Per Ton	Brix Factors	Tons
	Dollars	Code a/	

District, Type, and Variety	Base Price Per Ton	Brix Factors	Tons
	Dollars	Code a/	

DISTRICT 08 (Cont'd.)

Grenache * (Cont'd.)	1,950.00	018300	1.3	
	1,950.00	019100	2.2	
	2,000.00	000100	5.1	
	2,000.00	010000	1.5	
	2,000.00	012900	9.9	
	2,000.00	016300	8.7	
	2,000.00	016700	5.9	
	2,250.00	000100	8.2	
	2,250.00	012900	1.4	
	2,300.00	000100	0.7	
	2,500.00	000100	7.8	
	2,750.00	000100	2.0	
	3,101.54	000100	3.3	
	3,461.00	000100	2.6	
	3,600.00	000100	1.9	
	5,267.00	000100	3.1	
Wtd. Ave. Base & Total Tons	1,125.12		643.7	
Lagrein	1,000.00	000100	1.0	
	1,000.00	010100	1.2	
	1,400.00	019200	17.2	
	1,500.00	002700	7.0	
	1,600.00	000100	12.6	
	1,900.00	000100	1.5	
Wtd. Ave. Base & Total Tons	1,476.30		40.5	
Malbec	100.00	012900	1.8	
	325.00	002100	6.1	
	325.00	002300	9.1	
	667.00	016300	1.3	
	800.00	016300	0.7	
	1,000.00	000100	10.5	
	1,000.00	010200	1.4	
	1,100.00	000100	3.9	
	1,400.00	000100	0.3	
	1,500.00	000100	8.0	
	1,500.00	016300	1.8	
	1,500.00	017300	0.3	
	1,529.90	000100	28.1	
	1,542.75	012700	68.5	
	1,575.00	000100	5.2	
	1,750.00	000100	7.6	
	1,800.00	000100	64.9	
	2,700.00	068470	2.7	
	Wtd. Ave. Base & Total Tons	1,496.74		222.2
	Mataro *	950.00	019100	2.0
1,000.00		000100	28.7	
1,000.00		016500	19.2	
1,200.00		017900	1.0	
1,207.00		016500	19.9	
1,360.60		000100	6.1	
1,372.00		018600	19.0	
1,450.00		000100	2.1	
1,500.00		000100	17.5	
1,550.00		000100	2.0	
1,550.00		016400	2.6	
1,575.18		000100	6.0	
1,575.18		016300	4.4	
1,600.00		000100	8.1	
1,600.00		012400	1.2	
1,650.00		016100	2.5	
1,650.00		016400	4.7	
1,650.00		016700	3.7	
1,800.00		016400	1.6	
1,800.00		017900	0.8	
1,846.03		000100	6.5	
1,850.00		000100	1.4	
1,850.00		016500	2.5	
1,900.00		000100	1.3	
2,000.00		000100	3.6	
2,000.00		012900	5.2	
2,000.00		016300	39.0	
2,000.00		016700	5.5	
2,025.00		068470	8.1	

	2,250.00	000100	7.7
	2,250.00	012900	6.0
	2,448.00	000100	2.5
	2,500.00	000100	1.4
	2,500.00	016700	6.7
	2,750.00	000100	1.3
	3,273.00	000100	2.8
Wtd. Ave. Base & Total Tons	1,626.08		254.6
Merlot	200.00	012800	9.3
	350.00	011510	1.5
	430.10	019200	2.3
	450.00	000100	17.9
	500.00	015800	274.3
	500.00	016100	1.2
	500.00	068769	434.5
	675.00	068650	29.6
	700.00	000100	752.3
	700.00	019200	9.4
	750.00	016400	97.2
	750.00	018400	11.3
	750.00	019200	12.0
	750.00	068650	31.9
	800.00	000100	146.1
	800.00	002300	197.8
	800.00	016100	896.5
	800.00	016300	1.1
	800.00	068250	71.2
	800.00	068650	49.6
	800.00	068755	174.2
	825.00	015800	528.8
	850.00	000100	293.2
	850.00	017400	23.5
864.00	000100	438.2	
875.00	000100	999.2	
900.00	000100	977.6	
900.00	002300	4.2	
900.00	016300	108.0	
900.00	067351	303.5	
900.00	068755	536.7	
950.00	068350	125.0	
986.55	000100	145.0	
1,000.00	000100	644.9	
1,000.00	002700	87.8	
1,000.00	016100	221.1	
1,000.00	016300	14.4	
1,000.00	016400	1.5	
1,000.00	017700	3.1	
1,000.00	023000	61.4	
1,000.00	068350	17.5	
1,000.00	068455	111.3	
1,000.00	068470	25.1	
1,010.70	019200	17.2	
1,058.33	000100	59.1	
1,100.00	000100	42.6	
1,100.00	010500	25.2	
1,100.00	011510	548.6	
1,100.00	012400	9.4	
1,114.33	000100	168.0	
1,114.33	010100	9.8	
1,114.33	017200	101.6	
1,114.36	000100	98.7	
1,115.02	000100	829.6	
1,115.02	012400	503.7	
1,115.02	012600	168.5	
1,115.02	012700	949.3	
1,115.02	016300	33.1	
1,118.24	000100	20.0	
1,125.00	000100	507.4	
1,126.00	000100	30.4	
1,126.42	000100	12.8	
1,126.57	016300	64.7	
1,126.60	000100	4.8	
1,126.60	016300	31.0	
1,127.12	019200	4.3	
1,148.57	067680	39.8	
1,174.10	012100	43.1	
1,181.23	012400	375.9	
1,185.00	000100	22.5	

TABLE 8: BASE PRICE PAID TO GROWERS FOR GRAPES CRUSHED AND DELIVERED TO CALIFORNIA PROCESSORS FROM THE 2004 CROP WITH BRIX FACTORS AND PURCHASED TONNAGE, BY TYPE, VARIETY, REPORTING DISTRICT WHERE GROWN, AND WEIGHTED AVERAGE BASE PRICE.

District, Type, and Variety	Base Price Per Ton	Brix Factors	Tons	District, Type, and Variety	Base Price Per Ton	Brix Factors	Tons
	Dollars	Code a/			Dollars	Code a/	
DISTRICT 08 (Cont'd.)							
Merlot (Cont'd.)	1,200.00	000100	112.1	Negrette *	1,900.00	000100	2.2
	1,200.00	012400	8.1	Wtd. Ave. Base & Total Tons	1,900.00		2.2
	1,200.00	017900	1.9	Perelli 101	2,000.00	000100	6.4
	1,200.00	067653	35.7	Wtd. Ave. Base & Total Tons	2,000.00		6.4
	1,226.52	000100	2.3	Petit Verdot	400.00	002300	138.9
	1,239.00	019000	5.4		550.00	019200	5.9
	1,239.26	012600	5.3		667.00	016300	1.3
	1,250.00	000100	74.4		764.00	000100	56.2
	1,250.00	016300	4.5		800.00	016300	0.4
	1,250.00	016500	10.0		1,000.00	016300	21.1
	1,250.00	017900	5.0		1,075.67	017200	15.3
	1,250.00	018300	0.9		1,100.00	000100	18.4
	1,276.57	000100	46.0		1,250.00	016400	8.2
	1,282.95	000100	42.9		1,250.00	017700	1.0
	1,300.00	000100	643.9		1,400.00	000100	1.8
	1,337.47	067680	70.7		1,400.00	016300	3.0
	1,350.00	010200	5.9		1,400.00	017400	4.7
	1,350.00	012900	39.5		1,450.00	065880	0.6
	1,350.00	018200	59.3		1,472.49	000100	43.3
	1,400.00	000100	4.9		1,472.49	012700	17.5
	1,400.00	012100	160.6		1,500.00	000100	2.1
	1,400.00	016300	1.5		1,500.00	016300	3.0
	1,400.00	062050	9.3		1,540.94	000100	0.7
	1,408.57	000100	49.6		1,541.00	068470	6.5
	1,450.00	000100	1.6		1,575.00	068470	10.4
	1,450.00	016300	1.0		1,700.00	000100	6.0
	1,450.00	065880	1.1		1,750.00	000100	8.5
	1,468.00	016100	15.0		1,775.00	068470	0.5
	1,500.00	000100	179.8		1,800.00	000100	191.0
	1,500.00	016100	1.0		1,800.00	012400	2.1
	1,500.00	016500	7.0		2,263.83	000100	2.7
	1,500.00	019200	11.6		2,700.00	000100	1.4
	1,506.16	017500	18.5	Wtd. Ave. Base & Total Tons	1,213.07		572.5
	1,540.48	000100	107.1	Petite Sirah	100.00	012900	0.8
	1,550.00	019200	10.1		600.00	016100	14.7
	1,598.68	000100	103.2		750.00	000100	18.5
	1,600.00	000100	34.3		750.00	018400	2.6
	1,600.00	010000	1.0		800.00	012900	0.7
	1,600.00	012400	1.3		900.00	000100	3.2
	1,650.00	000100	2.8		950.00	016100	0.7
	1,666.36	012600	191.9		1,000.00	000100	38.9
	1,775.00	068470	0.5		1,000.00	010100	4.6
	1,780.80	012100	61.8		1,000.00	016300	7.2
	1,800.00	000100	43.6		1,000.00	016400	0.5
	1,800.00	002300	1.5		1,000.00	017900	6.3
	1,800.00	010200	3.0		1,052.63	000100	22.5
	1,800.00	016100	6.7		1,100.00	000100	426.3
	2,000.00	012950	2.6		1,100.00	002700	23.0
	2,000.00	016500	2.7		1,100.00	012500	162.5
	2,050.00	068470	8.1		1,100.00	015800	93.8
	2,249.51	000100	31.0		1,100.00	017900	2.9
	2,500.00	000100	5.6		1,100.00	069522	727.3
	2,500.00	012950	10.3		1,104.81	067680	137.2
	2,500.00	016100	37.2		1,119.10	000100	122.9
	2,530.33	000100	23.9		1,119.10	012500	129.5
	2,700.00	068470	18.2		1,135.31	000100	4.0
	2,705.42	012100	54.9		1,135.31	014100	139.0
	6,412.21	000100	2.8		1,135.31	016300	31.8
Wtd. Ave. Base & Total Tons	1,019.03		16,015.7		1,135.31	068267	10.3
Mission	250.00	000100	7.8		1,135.82	000100	24.2
Wtd. Ave. Base & Total Tons	250.00		7.8		1,175.00	016300	10.3
Nebbiolo	1,400.00	000100	11.3		1,200.00	000100	10.4
	1,400.00	018200	10.4		1,200.00	016400	7.0
	1,500.00	016100	1.0		1,200.00	017300	41.9
	1,600.00	000100	2.7		1,200.00	017900	1.0
	1,600.00	016100	5.2		1,200.00	019200	26.8
	1,700.00	000100	17.8		1,250.00	000100	14.6
	1,800.00	000100	5.2		1,250.00	016300	19.6
	2,200.00	012900	4.5		1,300.00	000100	58.9
	2,667.50	000100	5.0		1,300.00	017400	6.5
Wtd. Ave. Base & Total Tons	1,701.70		63.1		1,350.00	019100	69.8
					1,350.00	068287	23.4
					1,400.00	000100	1.3
					1,400.00	010500	12.1

TABLE 8: BASE PRICE PAID TO GROWERS FOR GRAPES CRUSHED AND DELIVERED TO CALIFORNIA PROCESSORS FROM THE 2004 CROP WITH BRIX FACTORS AND PURCHASED TONNAGE, BY TYPE, VARIETY, REPORTING DISTRICT WHERE GROWN, AND WEIGHTED AVERAGE BASE PRICE.

District, Type, and Variety	Base Price Per Ton	Brix Factors	Tons
	Dollars	Code a/	

District, Type, and Variety	Base Price Per Ton	Brix Factors	Tons
	Dollars	Code a/	

DISTRICT 08 (Cont'd.)

Petite Sirah (Cont'd.)	1,400.00	012900	1.6
	1,400.00	016400	3.6
	1,400.00	018600	11.0
	1,400.00	066370	8.2
	1,445.00	000100	15.5
	1,445.00	019200	10.6
	1,450.00	000100	16.7
	1,500.00	000100	1.9
	1,500.00	002600	2.4
	1,500.00	010200	9.8
	1,500.00	012600	24.9
	1,500.00	019200	7.1
	1,700.00	000100	2.9
	1,700.00	016400	1.8
	1,800.00	000100	67.2
	1,800.00	018200	2.6
	2,000.00	000100	33.5
Wtd. Ave. Base & Total Tons	1,162.31		2,680.8
Pinot Noir	650.00	016100	93.7
	850.00	000100	15.0
	950.00	016400	194.7
	1,000.00	010200	4.5
	1,100.00	000100	1.5
	1,100.00	002200	29.8
	1,100.00	012900	5.0
	1,100.00	016400	20.6
	1,200.00	000100	7.4
	1,250.00	067680	74.8
	1,300.00	016100	66.7
	1,300.00	019100	35.3
	1,400.00	000100	95.2
	1,500.00	000100	381.7
	1,500.00	010000	0.9
	1,500.00	010200	21.4
	1,500.00	010500	5.9
	1,500.00	012900	8.1
	1,500.00	016100	8.0
	1,500.00	016300	4.7
	1,500.00	016400	6.4
	1,500.00	068455	96.5
	1,600.00	000100	67.3
	1,600.00	010200	1.3
	1,700.00	000100	40.6
	1,700.00	010000	7.3
	1,700.00	069125	71.7
	1,750.00	012600	6.7
	1,800.00	000100	38.1
	1,800.00	010000	8.1
	1,800.00	012400	6.4
	1,800.00	012900	6.0
	1,800.00	016100	1.1
	1,800.00	016400	2.6
	1,800.00	067680	48.5
	1,871.50	000100	38.2
	1,879.67	016300	5.5
	1,900.00	000100	42.8
	1,900.00	012400	5.5
	1,978.07	000100	58.7
	2,000.00	002100	5.0
	2,000.00	012950	8.7
	2,000.00	016100	142.9
	2,097.69	000100	23.6
	2,100.00	000100	86.9
	2,100.00	016100	3.4
	2,100.00	019100	19.1
	2,125.00	016300	15.0
	2,127.23	012400	41.2
	2,131.30	000100	5.0
	2,184.00	000100	67.8
	2,200.00	000100	157.3
	2,200.00	017300	4.2
	2,232.89	000100	98.4
	2,248.00	000100	14.8
	2,248.00	010000	6.4
	2,248.37	000100	9.7
	2,282.00	012500	5.5

	2,300.00	000100	39.3
	2,300.00	018200	3.4
	2,300.00	064900	64.2
	2,300.00	068650	116.0
	2,375.00	064900	75.0
	2,397.48	000100	56.6
	2,400.00	012900	62.6
	2,400.00	016400	2.1
	2,400.00	017300	1.5
	2,432.43	016300	3.7
	2,450.00	016400	17.8
	2,464.87	016100	26.8
	2,500.00	000100	107.1
	2,500.00	010000	7.1
	2,500.00	010100	2.8
	2,500.00	012100	9.7
	2,500.00	016100	4.5
	2,500.00	016300	109.0
	2,500.00	016500	3.9
	2,500.00	017300	14.0
	2,500.00	017700	6.0
	2,500.00	018200	4.2
	2,533.00	000100	1.8
	2,533.55	000100	62.8
	2,533.55	017400	6.7
	2,535.00	000100	143.2
	2,572.14	000100	6.9
	2,600.00	010000	4.7
	2,629.03	011550	4.9
	2,655.03	000100	25.6
	2,698.93	012600	75.5
	2,700.00	000100	53.7
	2,700.00	010100	2.7
	2,700.00	019150	3.0
	2,701.22	000100	45.7
	2,711.00	010000	4.0
	2,711.36	016300	2.8
	2,750.00	000100	3.9
	2,750.00	016100	12.0
	2,750.00	016300	3.8
	2,750.00	017700	2.9
	2,771.31	000100	27.2
	2,781.25	000100	36.8
	2,796.72	000100	2.9
	2,798.32	000100	16.5
	2,800.00	000100	13.0
	2,800.00	017300	3.2
	2,800.00	019100	4.9
	2,810.00	017300	24.8
	2,834.00	000100	47.3
	2,850.00	000100	13.1
	2,850.00	010100	6.6
	2,850.00	016400	3.5
	2,896.41	016100	1.7
	2,900.00	000100	9.7
	2,900.00	010000	3.7
	2,900.00	018200	5.7
	2,910.94	012400	23.3
	2,913.00	061950	302.6
	2,920.25	010000	62.5
	2,920.25	010100	78.0
	2,988.00	010500	18.3
	3,000.00	000100	2.0
	3,000.00	016300	1.1
	3,000.00	018200	1.8
	3,000.00	018350	0.7
	3,000.00	019150	4.0
	3,006.85	000100	47.5
	3,018.92	000100	19.9
	3,039.00	010100	4.2
	3,044.47	010200	13.0
	3,044.82	061950	7.3
	3,050.00	000100	19.1
	3,050.00	002300	3.7
	3,050.00	016100	2.8
	3,050.00	016400	3.5
	3,050.00	019150	1.9
	3,054.79	017200	2.2
	3,088.43	000100	13.4
	3,162.00	000100	36.3

TABLE 8: BASE PRICE PAID TO GROWERS FOR GRAPES CRUSHED AND DELIVERED TO CALIFORNIA PROCESSORS FROM THE 2004 CROP WITH BRIX FACTORS AND PURCHASED TONNAGE, BY TYPE, VARIETY, REPORTING DISTRICT WHERE GROWN, AND WEIGHTED AVERAGE BASE PRICE.

District, Type, and Variety	Base Price Per Ton	Brix Factors	Tons	District, Type, and Variety	Base Price Per Ton	Brix Factors	Tons	
	Dollars	Code a/			Dollars	Code a/		
DISTRICT 08 (Cont'd.)								
Pinot Noir (Cont'd.)	3,250.00	000100	42.4		1,470.73	016100	6.9	
	3,298.00	017900	3.4		1,500.00	000100	5.6	
	3,436.37	000100	122.7		1,500.00	016300	3.1	
	3,478.38	017200	12.5		1,516.55	017400	1.7	
	3,500.00	000100	14.6		1,600.00	000100	1.6	
	3,500.00	010000	1.4		1,600.00	010100	2.5	
	3,500.00	010200	1.7		1,600.00	016500	4.4	
	3,500.00	016100	3.0		1,664.35	000100	2.4	
	3,500.00	016300	5.3		1,700.00	000100	3.7	
	3,500.00	017900	1.6		1,800.00	000100	5.3	
	3,500.00	019150	2.3		1,800.00	016200	1.9	
	3,539.80	000100	18.3		1,800.00	016400	1.4	
	3,540.00	000100	9.7		3,705.88	018200	1.7	
	3,643.35	000100	4.4		Wtd. Ave. Base & Total Tons	973.88		347.2
	3,664.07	000100	8.5		Souzao	1,000.00	000100	3.6
	3,750.00	000100	7.2		1,350.00	000100	3.8	
	3,750.00	017700	1.6		1,407.14	000100	2.1	
	3,785.00	010325	15.6		1,500.00	068470	1.4	
	3,973.91	000100	4.6		Wtd. Ave. Base & Total Tons	1,264.68		10.9
	4,000.00	000100	15.8		Syrah *	120.00	000100	3.5
	4,000.00	017900	2.0		150.00	012900	7.8	
	4,000.00	018200	5.3		200.00	000100	23.3	
	4,000.00	018350	3.4		300.00	000100	100.6	
	4,000.00	019150	1.8		300.00	037120	124.2	
	4,200.00	018350	12.7		350.00	016400	22.8	
	4,363.00	017300	7.3		375.00	000100	198.1	
	4,464.69	017200	6.3		375.00	066370	11.5	
	4,500.00	018350	11.8		375.00	068769	759.4	
	4,600.00	000100	2.4		400.00	068755	152.0	
	5,000.00	000100	1.4		450.00	068755	54.6	
	5,000.00	016300	2.4		450.00	069125	909.8	
	5,138.89	016300	1.8		500.00	002300	2.6	
	6,697.35	000100	3.3		500.00	016100	6.6	
	Wtd. Ave. Base & Total Tons	2,238.85		4,801.2	500.00	016400	5.0	
	Primitivo	750.00	012900	0.3	600.00	000100	83.7	
		1,000.00	019200	14.1	600.00	002100	136.2	
		1,200.00	000100	19.8	600.00	017400	10.7	
		1,325.00	019200	8.7	600.00	069125	148.9	
		1,900.00	000100	3.0	700.00	068470	20.7	
	Wtd. Ave. Base & Total Tons	1,205.07		45.9	702.00	016300	57.0	
	Refosco *	697.41	000100	43.6	750.00	000100	9.1	
		1,400.00	016100	1.5	750.00	012900	2.3	
		1,800.00	019200	12.2	800.00	000100	59.8	
	Wtd. Ave. Base & Total Tons	950.56		57.3	800.00	010100	10.7	
	Sangiovese *	100.00	012900	1.8	800.00	012900	1.8	
		250.00	012900	4.5	800.00	016100	1.8	
		250.00	069150	65.8	800.00	016300	1.2	
	400.00	017900	3.3	812.00	000100	36.6		
	450.00	016400	19.1	850.00	000100	23.5		
	600.00	000100	1.4	850.00	016100	21.7		
	600.00	016100	11.9	871.43	016100	561.4		
	800.00	000100	3.3	900.00	000100	14.0		
	1,000.00	000100	15.1	900.00	010500	10.8		
	1,000.00	016400	1.7	950.00	002700	88.5		
	1,000.00	019200	18.3	1,000.00	000100	184.0		
	1,104.81	067680	42.3	1,000.00	012600	3.8		
	1,120.00	016400	9.7	1,000.00	016100	43.3		
	1,200.00	000100	18.6	1,000.00	016300	21.2		
	1,200.00	002300	4.3	1,043.71	017200	48.8		
	1,200.00	010000	1.1	1,056.20	000100	45.3		
	1,200.00	017700	1.0	1,069.85	000100	25.1		
	1,200.00	018200	25.0	1,100.00	000100	2.6		
	1,263.79	000100	6.6	1,100.00	002500	2.8		
	1,300.00	000100	4.1	1,100.00	010200	5.9		
	1,328.00	017400	13.2	1,100.00	014100	94.8		
	1,328.32	015000	9.4	1,100.00	016300	9.7		
	1,328.32	016400	4.1	1,100.00	069182	12.3		
	1,328.32	019200	3.0	1,104.81	067680	31.6		
	1,360.00	000100	6.6	1,120.00	016800	1.1		
	1,360.00	019200	4.9	1,143.31	067680	49.6		
	1,400.00	000100	3.2	1,157.00	000100	110.5		
	1,450.00	000100	1.7	1,187.00	000100	2.3		
				1,187.00	012300	7.3		
				1,187.22	000100	158.4		
				1,187.22	012500	37.6		
				1,187.22	012600	32.9		

TABLE 8: BASE PRICE PAID TO GROWERS FOR GRAPES CRUSHED AND DELIVERED TO CALIFORNIA PROCESSORS FROM THE 2004 CROP WITH BRIX FACTORS AND PURCHASED TONNAGE, BY TYPE, VARIETY, REPORTING DISTRICT WHERE GROWN, AND WEIGHTED AVERAGE BASE PRICE.

District, Type, and Variety	Base Price Per Ton	Brix Factors	Tons	District, Type, and Variety	Base Price Per Ton	Brix Factors	Tons
	Dollars	Code a/			Dollars	Code a/	
DISTRICT 08 (Cont'd.)					1,607.60	016300	6.2
					1,613.00	010200	19.6
					1,621.56	017700	5.2
					1,623.41	000100	39.5
					1,636.62	000100	1.4
					1,650.00	010100	2.0
					1,700.00	000100	5.4
					1,739.00	018200	15.9
					1,739.39	000100	12.5
					1,750.00	000100	3.6
					1,750.00	010000	1.5
					1,771.00	017900	6.4
					1,791.41	000100	4.6
					1,798.56	000100	33.9
					1,800.00	000100	22.6
					1,800.00	010000	3.0
					1,800.00	010300	2.0
					1,800.00	012400	1.7
					1,800.00	016100	3.4
					1,800.00	016400	12.9
					1,800.00	016700	8.5
					1,800.00	017900	1.8
					1,800.00	018200	3.1
					1,801.29	010330	10.9
					1,822.00	012500	10.7
					1,850.00	000100	3.0
					1,850.00	012800	0.9
					1,850.00	016500	1.5
					1,873.00	061950	59.2
					1,900.00	000100	32.9
					1,900.00	010100	12.0
					1,900.00	010200	1.4
					1,900.00	012400	1.8
					1,900.00	016100	3.0
					1,900.00	016800	0.7
					1,900.00	017900	2.0
					1,900.00	018200	7.0
					1,900.00	018300	4.9
					1,900.00	068650	11.5
					1,950.00	000100	13.0
					1,950.00	017900	3.1
					1,960.00	068470	19.8
					2,000.00	000100	57.7
					2,000.00	010000	4.8
					2,000.00	012900	32.3
					2,000.00	016300	58.6
					2,000.00	016400	1.4
					2,000.00	016500	3.1
					2,000.00	016700	3.5
					2,000.00	017900	3.0
					2,000.00	018350	0.6
					2,000.00	018600	18.1
					2,000.00	019200	5.4
					2,000.00	067680	26.2
					2,025.00	068470	24.7
					2,100.00	000100	9.0
					2,100.00	010200	2.9
					2,100.00	016100	3.0
					2,100.00	016800	1.1
					2,116.47	064900	12.0
					2,138.41	012400	19.3
					2,150.00	000100	5.4
					2,200.00	000100	21.1
					2,200.00	002500	3.1
					2,200.00	018300	2.0
					2,212.19	000100	7.1
					2,250.00	000100	28.0
					2,276.28	064900	14.5
					2,290.00	002500	2.8
					2,292.31	064900	4.7
					2,302.78	000100	21.2
					2,411.57	000100	3.0
					2,496.00	018300	7.6
					2,500.00	000100	21.6
					2,500.00	016100	66.0
					2,500.00	016300	18.4
					2,500.00	016700	20.9
					2,500.00	018300	1.8
					2,500.00	018350	12.0
					2,568.85	000100	4.5

TABLE 8: BASE PRICE PAID TO GROWERS FOR GRAPES CRUSHED AND DELIVERED TO CALIFORNIA PROCESSORS FROM THE 2004 CROP WITH BRIX FACTORS AND PURCHASED TONNAGE, BY TYPE, VARIETY, REPORTING DISTRICT WHERE GROWN, AND WEIGHTED AVERAGE BASE PRICE.

District, Type, and Variety	Base Price Per Ton	Brix Factors	Tons	District, Type, and Variety	Base Price Per Ton	Brix Factors	Tons
	Dollars	Code a/			Dollars	Code a/	
DISTRICT 08 (Cont'd.)					1,317.19	000100	4.8
					1,350.00	000100	3.9
Syrah * (Cont'd.)	2,681.56	000100	3.6	Wtd. Ave. Base & Total Tons	1,145.79		18.4
	2,700.00	016700	1.4	Zinfandel	100.00	012900	0.8
	2,750.00	000100	4.4		350.00	006300	52.3
	2,750.00	012800	2.0		375.00	023600	442.2
	2,750.00	016100	5.3		375.00	026300	195.9
	2,750.00	017900	3.0		375.00	028950	633.2
	2,800.00	000100	3.1		375.00	028960	538.8
	2,800.00	016100	2.5		400.00	000100	194.5
	2,875.00	000100	2.8		400.00	002100	826.3
	2,900.00	018970	1.0		400.00	004930	91.1
	2,978.00	000100	3.7		400.00	026075	23.7
	3,000.00	000100	10.0		404.00	012100	5.2
	3,000.00	016400	2.6		425.00	026300	312.3
	3,130.43	000100	3.5		425.00	028960	361.8
	3,181.43	000100	16.8		450.00	026300	234.5
	3,187.00	000100	2.4		460.29	025000	720.5
	3,349.00	000100	2.2		500.00	004930	450.7
	3,425.00	000100	12.3		600.00	000100	4.0
	3,454.54	009800	2.7		600.00	004700	1,167.8
	3,466.00	000100	6.0		600.00	018200	1.7
	3,500.00	000100	6.9		700.00	000100	36.3
	3,600.00	000100	2.8		700.00	010100	21.1
	3,767.62	000100	3.8		707.00	000100	28.7
	3,815.45	000100	18.4		724.98	002700	866.5
	3,846.15	000100	10.4		750.00	010000	8.5
	3,951.56	000100	1.4		750.00	012400	73.5
	4,000.00	000100	10.2		750.00	016400	20.9
	4,000.00	019150	2.0		760.00	068703	134.3
	4,500.00	002500	3.8		800.00	000100	63.7
	5,000.00	000100	2.4		800.00	017900	3.1
	5,294.00	017300	3.0		800.00	068650	32.1
	6,342.00	000100	4.5		850.00	016300	3.9
	6,696.00	000100	11.6		850.00	016500	53.3
	8,142.51	000100	9.6		900.00	000100	5.5
	9,000.00	016700	3.1		900.00	010000	2.3
	9,193.34	000100	9.4		900.00	012800	8.9
Wtd. Ave. Base & Total Tons	1,119.69		9,266.9		900.00	016500	75.4
Tannat	950.00	000100	2.5		900.00	017200	16.4
	1,000.00	016300	0.8		950.00	016100	108.4
	2,000.00	000100	1.4		1,000.00	000100	172.2
	2,200.00	000100	2.3		1,000.00	016100	16.0
Wtd. Ave. Base & Total Tons	1,576.43		7.0		1,000.00	017900	32.5
Tempranillo *	100.00	012900	0.8		1,000.00	019200	31.8
	250.00	062800	43.0		1,010.00	019200	26.2
	400.00	000100	17.2		1,050.00	000100	20.4
	1,000.00	016500	4.4		1,052.58	012100	40.7
	1,294.00	016400	3.8		1,079.31	017900	6.5
	1,318.41	010200	1.8		1,100.00	019200	7.2
	1,400.00	018200	2.0		1,104.81	067680	19.4
	1,400.00	018600	29.0		1,150.00	017300	2.0
	1,500.00	000100	1.6		1,150.00	019920	14.5
	1,500.00	010200	3.1		1,154.81	067680	57.3
	1,500.00	016400	10.4		1,175.00	018300	6.0
	1,500.00	017300	1.0		1,200.00	000100	124.3
	1,500.00	019100	2.0		1,200.00	018200	1.5
	1,500.00	019200	10.5		1,200.00	018400	18.4
	1,575.00	000100	8.9		1,200.00	019000	4.0
	1,650.00	016100	2.1		1,200.00	068470	5.0
Wtd. Ave. Base & Total Tons	940.56		141.6		1,250.00	016300	6.4
Tinta Cao	1,000.00	000100	1.3		1,250.00	017900	6.4
	1,350.00	000100	4.4		1,270.00	000100	8.3
	1,369.15	000100	0.9		1,270.00	019200	15.7
	1,500.00	068470	2.0		1,300.00	000100	45.6
Wtd. Ave. Base & Total Tons	1,333.98		8.6		1,300.00	016500	8.1
Tinta Madeira	1,000.00	000100	3.6		1,300.00	017400	25.6
Wtd. Ave. Base & Total Tons	1,000.00		3.6		1,300.00	017900	6.5
Touriga Nacional *	950.00	000100	4.1		1,350.00	000100	86.6
	1,000.00	000100	5.6		1,377.00	000100	39.5
					1,400.00	000100	2.8
					1,400.00	017900	3.8
					1,400.00	018200	3.0
					1,400.00	019200	1.8
					1,450.00	000100	8.9
					1,500.00	000100	35.7
					1,500.00	017400	26.7
					1,500.00	018600	23.0

TABLE 8: BASE PRICE PAID TO GROWERS FOR GRAPES CRUSHED AND DELIVERED TO CALIFORNIA PROCESSORS FROM THE 2004 CROP WITH BRIX FACTORS AND PURCHASED TONNAGE, BY TYPE, VARIETY, REPORTING DISTRICT WHERE GROWN, AND WEIGHTED AVERAGE BASE PRICE.

District, Type, and Variety	Base Price Per Ton	Brix Factors	Tons	District, Type, and Variety	Base Price Per Ton	Brix Factors	Tons
	Dollars	Code a/			Dollars	Code a/	
DISTRICT 08 (Cont'd.)							
Zinfandel (Cont'd.)	1,500.00	019200	19.0		1,000.00	000100	7.2
	1,500.00	066370	11.9		1,070.91	000100	1,237.8
	1,550.00	000100	11.5		1,400.00	000100	1.5
	1,550.00	017400	89.8		1,700.00	010000	4.0
	1,600.00	000100	20.3		1,800.00	000100	8.6
	1,600.00	016400	1.6	Wtd. Ave. Base & Total Tons	454.44		9,550.1
	1,600.00	018400	2.5	Chenin Blanc	225.00	037150	89.9
	1,615.00	000100	4.2		550.00	008400	25.5
	1,623.00	000100	30.5		550.00	012600	24.3
	1,638.00	018970	7.3	Wtd. Ave. Base & Total Tons	340.86		139.7
	1,650.00	000100	6.6	French Colombard	200.00	037120	397.4
	1,650.00	017400	2.9		585.00	000100	0.4
	1,700.00	012900	8.7	Wtd. Ave. Base & Total Tons	200.39		397.8
	1,700.00	012950	16.1	Gewurztraminer	817.79	011170	6.9
	1,750.00	000100	22.8	Wtd. Ave. Base & Total Tons	817.79		6.9
	1,796.00	000100	8.9	Muscat Orange	700.00	000100	3.8
	1,800.00	000100	40.7	Wtd. Ave. Base & Total Tons	700.00		3.8
	1,800.00	016300	11.3	Pinot Gris *	500.00	009600	35.5
	1,800.00	019200	3.5		600.00	008660	405.0
	1,800.00	068470	5.3		800.00	000100	12.2
	1,850.00	016300	1.0		1,500.00	015250	4.2
	1,850.00	019200	3.2	Wtd. Ave. Base & Total Tons	1,900.00	010000	0.5
	1,900.00	000100	10.4	Sauvignon Blanc	250.00	042350	139.6
	1,900.00	019200	5.3		300.00	000100	112.9
	1,922.74	000100	57.2		400.00	012400	1.1
	2,000.00	000100	81.8		800.00	000100	0.2
	2,000.00	012900	19.0	Wtd. Ave. Base & Total Tons	1,300.00	010000	2.0
	2,000.00	016400	16.1	Wtd. Ave. Base & Total Tons	281.35		255.8
	2,000.00	017900	37.1	Semillon	585.00	000100	0.9
	2,000.00	018300	1.1	Wtd. Ave. Base & Total Tons	585.00		0.9
	2,000.00	019200	60.6	Symphony	300.00	002100	222.0
	2,200.00	000100	17.8		350.00	000100	21.2
	2,250.00	000100	3.4	Wtd. Ave. Base & Total Tons	304.36		243.2
	2,250.00	002300	54.2	Viognier	800.00	000100	0.6
	2,250.00	015100	2.0	Wtd. Ave. Base & Total Tons	800.00		0.6
	2,250.00	017900	8.0	White Riesling *	1,200.00	010000	0.5
	3,197.58	000100	5.6	Wtd. Ave. Base & Total Tons	1,200.00		0.5
Wtd. Ave. Base & Total Tons	681.46		9,489.6	Other White b/	500.00	000100	5.2
Other Red b/	200.00	000100	52.5	Wtd. Ave. Base & Total Tons	500.00		5.2
	200.00	045650	37.9	WINE GRAPES (RED)			
	1,000.00	000100	0.3	Barbera	900.00	012400	2.0
	2,200.00	000100	0.8	Wtd. Ave. Base & Total Tons	900.00		2.0
Wtd. Ave. Base & Total Tons	220.11		91.5	Cabernet Sauvignon	200.00	002525	11.1
DISTRICT 09							
RAISIN GRAPES							
Thompson Seedless	200.00	001000	404.0		200.00	010999	76.7
Wtd. Ave. Base & Total Tons	200.00		404.0		200.00	015800	742.8
WINE GRAPES (WHITE)							
Chardonnay *	250.00	001700	527.5		200.00	069150	75.0
	250.00	066395	112.5		250.00	002875	108.3
	275.00	015800	1,657.5		250.00	042350	361.4
	275.00	062820	52.7		351.89	000100	413.0
	300.00	000100	1,257.0		375.75	000100	641.9
	300.00	046100	374.6		500.00	010000	146.3
	300.00	062820	42.6		500.00	016100	186.9
	350.00	018540	233.1				
	350.00	066395	490.7				
	362.83	000100	759.7				
	400.00	000100	788.8				
	450.00	000100	46.5				
	500.00	010000	652.0				
	500.00	012100	675.0				
	500.00	012400	179.2				
	500.00	037120	86.7				
	530.37	000100	353.8				
	585.00	000100	0.6				
	800.00	000100	0.5				

TABLE 8: BASE PRICE PAID TO GROWERS FOR GRAPES CRUSHED AND DELIVERED TO CALIFORNIA PROCESSORS FROM THE 2004 CROP WITH BRIX FACTORS AND PURCHASED TONNAGE, BY TYPE, VARIETY, REPORTING DISTRICT WHERE GROWN, AND WEIGHTED AVERAGE BASE PRICE.

District, Type, and Variety	Base Price Per Ton	Brix Factors	Tons
	Dollars	Code a/	

District, Type, and Variety	Base Price Per Ton	Brix Factors	Tons
	Dollars	Code a/	

DISTRICT 09 (Cont'd.)

Cabernet Sauvignon (Cont'd.)	500.00	037120	99.3
	613.50	000100	45.5
	700.00	012100	19.6
	750.00	000100	19.4
	800.00	000100	0.8
	1,000.00	016300	2.0
	1,400.00	000100	1.1
Wtd. Ave. Base & Total Tons	325.87		2,951.1
Carmine	600.00	016100	8.0
Wtd. Ave. Base & Total Tons	600.00		8.0
Gamay (Napa) *	1,000.00	000100	1.0
Wtd. Ave. Base & Total Tons	1,000.00		1.0
Grenache *	200.00	001000	68.6
	550.00	019000	5.9
	700.00	000100	2.0
Wtd. Ave. Base & Total Tons	240.07		76.5
Malbec	900.00	016300	0.5
Wtd. Ave. Base & Total Tons	900.00		0.5
Merlot	300.00	068250	64.7
	350.00	002300	138.6
	350.00	068250	105.4
	400.00	016100	94.3
	460.18	000100	392.2
	475.00	068250	21.0
	500.00	000100	308.9
	500.00	012100	369.8
	500.00	046100	425.3
	550.00	012400	1.4
	562.33	000100	5.5
	700.00	012100	691.1
	750.00	000100	70.5
	800.00	000100	0.4
	800.00	012100	18.8
	996.39	000100	4.7
	1,000.00	000100	3.0
	1,138.60	000100	3.0
	1,400.00	000100	1.2
Wtd. Ave. Base & Total Tons	534.46		2,719.8
Petit Verdot	351.89	000100	125.4
Wtd. Ave. Base & Total Tons	351.89		125.4
Petite Sirah	375.00	015800	165.6
	625.00	000100	42.6
	700.00	000100	43.9
	1,000.00	014100	23.9
	1,250.00	017900	1.8
	1,550.00	000100	3.6
	1,950.00	016300	11.6
Wtd. Ave. Base & Total Tons	593.19		293.0
Pinot Noir	1,000.00	000100	8.6
	1,200.00	000100	1.2
	1,225.21	017100	0.9
	1,600.00	000100	2.1
	1,800.00	016100	3.8
	2,300.00	010000	3.0
Wtd. Ave. Base & Total Tons	1,440.95		19.6
Rubired *	285.00	000100	104.3
Wtd. Ave. Base & Total Tons	285.00		104.3

Sangiovese *	900.00	000100	3.8
	1,400.00	000100	1.9
Wtd. Ave. Base & Total Tons	1,066.67		5.7
Syrah *	250.00	002500	17.0
	250.00	019840	46.4
	250.00	069125	57.0
	300.00	068769	260.2
	374.36	000100	133.5
	550.00	000100	49.1
	570.00	000100	21.0
	700.00	000100	2.0
	700.00	012400	50.3
	800.00	000100	5.3
	1,000.00	000100	37.8
	1,200.00	000100	1.1
	1,244.31	000100	1.8
	1,266.46	000100	79.9
	1,950.00	016300	7.6
	2,000.00	017900	1.8
Wtd. Ave. Base & Total Tons	516.89		771.8
Tempranillo *	1,266.46	000100	83.1
Wtd. Ave. Base & Total Tons	1,266.46		83.1
Zinfandel	125.00	004963	113.3
	250.00	028950	1,220.2
	277.00	000100	14.9
	300.00	000100	2,033.4
	300.00	005100	6,352.9
	350.00	000100	437.5
	350.00	026280	176.9
	350.00	026300	428.7
Wtd. Ave. Base & Total Tons	297.31		10,777.8

DISTRICT 10

WINE GRAPES (WHITE)

Chardonnay *	250.00	006500	39.3
	600.00	012900	8.2
	700.00	000100	1.0
	750.00	018300	4.0
	759.00	014100	4.9
	759.43	000100	12.5
	777.59	000100	3.0
	777.59	017900	6.5
	800.00	000100	56.9
	950.00	010100	5.8
	1,000.00	000100	15.4
	1,000.00	012600	5.1
	1,000.00	016300	83.9
	1,000.00	017900	2.0
	1,100.00	000100	5.7
	1,119.65	014100	24.1
	1,166.00	000100	26.0
	1,200.00	000100	31.1
	1,200.00	012400	2.4
	1,400.00	017900	2.3
Wtd. Ave. Base & Total Tons	892.28		340.1
Chenin Blanc	173.60	000100	3.2
Wtd. Ave. Base & Total Tons	173.60		3.2
Gewurztraminer	900.00	000100	7.4
Wtd. Ave. Base & Total Tons	900.00		7.4
Marsanne	1,065.00	000100	5.8
	1,350.00	016700	5.0
	1,400.00	000100	2.0
	1,400.00	012900	2.1
	1,440.00	017900	5.6
	1,450.00	012800	5.0

TABLE 8: BASE PRICE PAID TO GROWERS FOR GRAPES CRUSHED AND DELIVERED TO CALIFORNIA PROCESSORS FROM THE 2004 CROP WITH BRIX FACTORS AND PURCHASED TONNAGE, BY TYPE, VARIETY, REPORTING DISTRICT WHERE GROWN, AND WEIGHTED AVERAGE BASE PRICE.

District, Type, and Variety	Base Price Per Ton	Brix Factors	Tons
	Dollars	Code a/	

District, Type, and Variety	Base Price Per Ton	Brix Factors	Tons
	Dollars	Code a/	

DISTRICT 10 (Cont'd.)

Marsanne (Cont'd.)	1,500.00	000100	4.7
	2,000.00	000100	0.9
Wtd. Ave. Base & Total Tons	1,377.20		31.1
Muscat Blanc *	750.00	016300	10.7
	800.00	019730	5.5
	1,100.00	000100	14.5
	1,100.00	019000	5.5
	1,150.00	000100	11.4
	1,150.00	016300	5.3
	1,400.00	019740	4.4
Wtd. Ave. Base & Total Tons	1,043.46		57.3
Muscat Orange	821.15	012400	11.3
	850.00	000100	2.8
	850.00	016300	13.3
	900.00	000100	9.9
	1,000.00	000100	4.4
	1,000.00	013000	4.8
	1,150.00	000100	3.8
Wtd. Ave. Base & Total Tons	903.46		50.3
Pinot Gris *	800.00	000100	3.3
	1,200.00	000100	9.0
	1,235.53	016300	2.9
	1,500.00	000100	6.1
Wtd. Ave. Base & Total Tons	1,228.78		21.3
Roussanne	600.00	019000	1.3
	968.50	000100	6.3
	1,000.00	016300	2.4
	1,200.00	000100	2.0
	1,200.00	012600	5.5
	1,200.00	017900	6.9
	1,260.78	017525	2.1
	1,260.78	018200	1.1
	1,350.00	016700	2.5
	1,400.00	000100	2.9
	1,400.00	012900	2.0
	1,400.00	017900	1.7
	1,440.00	000100	1.6
	1,440.00	017900	2.6
	1,450.00	012800	1.8
	1,500.00	000100	1.8
Wtd. Ave. Base & Total Tons	1,226.27		44.5
Sauvignon Blanc	500.00	032225	184.2
	589.14	000100	6.7
	600.00	016300	15.2
	600.00	019980	0.8
	725.00	009600	30.3
	800.00	000100	7.9
	800.00	012400	16.6
	800.00	012900	1.2
	850.00	000100	9.7
	850.00	008900	10.3
	900.00	000100	4.6
	900.00	009800	6.5
	900.00	016100	10.1
	938.00	000100	2.7
	1,000.00	000100	2.6
Wtd. Ave. Base & Total Tons	612.11		309.4
Semillon	750.00	016300	4.0
	800.00	012900	0.3
	850.00	007250	5.2
	850.00	017400	9.1
	900.00	019000	1.5
Wtd. Ave. Base & Total Tons	833.08		20.1

St. Emilion *	1,000.00	012100	1.4
Wtd. Ave. Base & Total Tons	1,000.00		1.4
Symphony	800.00	000100	52.0
Wtd. Ave. Base & Total Tons	800.00		52.0
Verdelho	900.00	009800	0.5
Wtd. Ave. Base & Total Tons	900.00		0.5
Viognier	900.00	000100	0.8
	900.00	016200	1.5
	1,000.00	000100	0.5
	1,200.00	000100	4.2
	1,200.00	012400	4.7
	1,200.00	012900	6.7
	1,200.00	017900	5.6
	1,300.00	000100	5.0
	1,300.00	016300	4.4
	1,300.00	016600	3.3
	1,310.05	016300	2.2
	1,350.00	016600	1.1
	1,356.96	000100	2.6
	1,356.96	018200	3.0
	1,400.00	000100	1.8
	1,440.00	000100	1.7
	1,440.00	017900	7.3
	1,450.00	012800	2.5
	1,500.00	000100	4.5
	1,500.00	012900	1.9
	1,500.00	017900	12.0
	2,000.00	000100	28.7
Wtd. Ave. Base & Total Tons	1,515.01		106.0
White Riesling *	600.00	012300	6.8
	804.00	000100	4.8
	1,000.00	012100	6.0
Wtd. Ave. Base & Total Tons	792.00		17.6
Other White b/	968.50	000100	5.3
Wtd. Ave. Base & Total Tons	968.50		5.3

WINE GRAPES (RED)

Aglianico	1,150.00	000100	3.1
	1,200.00	010000	0.5
Wtd. Ave. Base & Total Tons	1,156.94		3.6
Alicante Bouschet *	1,100.00	017520	0.7
	1,200.00	012800	3.5
	1,400.00	018400	9.1
	2,000.00	000100	0.7
Wtd. Ave. Base & Total Tons	1,365.00		14.0
Alvarelhao	650.00	000100	0.5
	1,100.00	000100	1.0
	1,200.00	016300	2.2
	2,100.00	000100	2.0
Wtd. Ave. Base & Total Tons	1,450.00		5.7
Barbera	475.00	000100	4.2
	500.00	018300	9.0
	600.00	000100	67.5
	700.00	000100	13.8
	800.00	000100	7.9
	900.00	000100	3.4
	1,000.00	000100	11.9
	1,000.00	016300	6.4
	1,151.92	018300	3.0
	1,152.00	018400	17.2
	1,154.00	016500	1.0
	1,154.02	000100	2.0

TABLE 8: BASE PRICE PAID TO GROWERS FOR GRAPES CRUSHED AND DELIVERED TO CALIFORNIA PROCESSORS FROM THE 2004 CROP WITH BRIX FACTORS AND PURCHASED TONNAGE, BY TYPE, VARIETY, REPORTING DISTRICT WHERE GROWN, AND WEIGHTED AVERAGE BASE PRICE.

District, Type, and Variety	Base Price Per Ton	Brix Factors	Tons	District, Type, and Variety	Base Price Per Ton	Brix Factors	Tons
	Dollars	Code a/			Dollars	Code a/	
DISTRICT 10 (Cont'd.)							
Barbera (Cont'd.)	1,154.02	018200	6.5		1,026.31	018200	13.4
	1,200.00	000100	39.0		1,026.32	000100	10.5
	1,200.00	016300	13.0		1,039.20	000100	1.0
	1,200.00	017900	10.1		1,039.20	018850	4.0
	1,200.00	018200	5.2		1,100.00	000100	0.4
	1,200.00	018300	4.9		1,200.00	000100	57.3
	1,200.00	018350	3.8		1,200.00	010300	2.3
	1,200.00	018800	9.7		1,200.00	012900	4.7
	1,200.00	019000	2.1		1,200.00	016100	2.0
	1,200.00	019100	11.9		1,200.00	016300	7.0
	1,200.00	019200	4.7		1,200.00	016500	3.2
	1,205.00	000100	4.6		1,200.00	017400	5.5
	1,300.00	000100	1.0		1,200.00	017900	22.3
	1,350.00	000100	3.1		1,200.00	018200	6.0
	1,400.00	000100	0.6		1,200.00	067310	3.6
	1,400.00	017500	6.7		1,237.00	000100	2.7
	1,439.90	000100	1.0		1,237.00	019000	1.0
	1,500.00	000100	2.5		1,250.00	016500	2.0
	1,500.00	018200	3.8		1,300.00	000100	10.3
	1,500.00	018400	11.3		1,300.00	012900	0.6
	1,600.00	000100	5.1		1,300.00	016300	57.5
	2,000.00	000100	13.9		1,350.00	012900	11.2
					1,365.17	014500	88.0
					1,400.00	000100	6.1
					1,400.00	016300	2.8
Wtd. Ave. Base & Total Tons	1,054.83		311.8		1,400.00	018100	1.5
					1,400.00	018600	3.5
Cabernet Franc	275.00	006500	28.3		1,450.00	016300	8.0
	350.00	000100	3.0		1,500.00	000100	4.5
	750.00	016100	8.0		1,500.00	012900	5.1
	800.00	000100	58.8		1,600.00	000100	20.6
	800.00	018200	0.5		1,600.00	012900	1.5
	879.25	014500	10.6		1,750.00	000100	184.4
	900.00	016700	2.5		1,800.00	000100	2.3
	900.00	018300	5.0		1,852.80	017200	123.8
	912.14	016300	5.3		2,000.00	000100	6.1
	912.54	018200	3.0				
	913.00	000100	1.0	Wtd. Ave. Base & Total Tons	1,006.56		1,348.5
	913.00	016500	1.9				
	950.00	019451	8.4	Carignane	1,200.00	018200	2.7
	1,000.00	000100	6.6		2,000.00	000100	0.3
	1,000.00	012600	2.0				
	1,000.00	016300	2.5	Wtd. Ave. Base & Total Tons	1,280.00		3.0
	1,000.00	018970	1.7				
	1,100.00	000100	5.6	Charbono	1,156.05	000100	1.3
	1,154.02	000100	4.5		1,200.00	000100	1.0
	1,200.00	000100	15.1		1,300.00	010000	2.0
	1,200.00	016300	16.4		1,350.00	016300	3.9
	1,276.00	000100	2.5				
	1,300.00	000100	3.1	Wtd. Ave. Base & Total Tons	1,288.76		8.2
	1,300.00	012900	1.0				
	1,300.00	017700	1.5	Cinsaut *	800.00	000100	2.8
	1,300.00	018200	7.0		952.10	000100	0.5
	1,400.00	016300	1.8				
	1,400.00	016500	3.0	Wtd. Ave. Base & Total Tons	823.05		3.3
	1,500.00	000100	5.1				
	1,750.00	000100	9.4	Dolcetto	800.00	000100	0.4
	1,836.53	017200	70.5		1,550.00	016100	2.7
Wtd. Ave. Base & Total Tons	1,144.66		295.6	Wtd. Ave. Base & Total Tons	1,453.23		3.1
Cabernet Sauvignon	150.00	010000	12.0	Gamay (Napa) *	1,500.00	000100	7.3
	250.00	000100	175.6				
	250.00	016100	176.5	Wtd. Ave. Base & Total Tons	1,500.00		7.3
	275.00	006500	27.8				
	600.00	012100	57.6	Grenache *	200.00	012400	0.5
	600.00	016200	10.4		500.00	012100	2.8
	650.00	000100	25.2		600.00	000100	0.7
	650.00	059400	15.9		885.93	000100	6.9
	750.00	016100	10.0		900.00	000100	0.5
	800.00	000100	38.8		909.18	000100	9.3
	800.00	018600	0.5		922.62	000100	0.3
	900.00	000100	55.2		1,000.00	017900	2.1
	925.00	000100	1.2		1,091.02	016100	4.2
	1,000.00	000100	17.6		1,100.00	000100	0.7
	1,000.00	012600	10.9		1,100.00	017520	2.5
	1,000.00	017900	17.2		1,200.00	000100	2.2
	1,000.00	018200	2.0		1,200.00	012900	2.2
	1,026.31	000100	5.1		1,200.00	017700	1.0
	1,026.31	016700	2.3		1,200.00	017900	6.6

TABLE 8: BASE PRICE PAID TO GROWERS FOR GRAPES CRUSHED AND DELIVERED TO CALIFORNIA PROCESSORS FROM THE 2004 CROP WITH BRIX FACTORS AND PURCHASED TONNAGE, BY TYPE, VARIETY, REPORTING DISTRICT WHERE GROWN, AND WEIGHTED AVERAGE BASE PRICE.

District, Type, and Variety	Base Price Per Ton	Brix Factors	Tons	District, Type, and Variety	Base Price Per Ton	Brix Factors	Tons
	Dollars	Code a/			Dollars	Code a/	
DISTRICT 10 (Cont'd.)					1,800.00	000100	29.0
					1,900.00	000100	2.3
Grenache * (Cont'd.)	1,500.00	000100	0.9	Wtd. Ave. Base & Total Tons	1,123.31		618.0
	1,500.00	016300	3.7	Mission	500.00	017900	0.5
	1,500.00	018200	2.3		1,000.00	000100	5.8
	1,800.00	000100	0.7		1,400.00	018400	1.2
Wtd. Ave. Base & Total Tons	1,066.41		50.1		1,500.00	019300	5.4
Malbec	800.00	000100	2.2	Wtd. Ave. Base & Total Tons	1,227.13		12.9
	1,200.00	000100	1.1	Montepulciano	1,200.00	010000	0.3
	1,232.00	014500	2.8	Wtd. Ave. Base & Total Tons	1,200.00		0.3
	1,294.82	000100	2.1	Nebbiolo	700.00	017800	4.2
	1,300.00	000100	1.3		1,000.00	017900	1.5
	1,300.00	012900	0.7		1,100.00	000100	1.5
	1,400.00	000100	1.0		1,138.00	000100	7.1
	1,450.00	012800	2.4		1,200.00	000100	3.2
	1,577.00	000100	4.4		1,350.00	010000	1.1
	1,600.00	017538	3.2		1,550.00	016100	1.1
Wtd. Ave. Base & Total Tons	1,357.90		21.2		2,000.00	000100	0.6
Mataro *	746.70	000100	0.7	Wtd. Ave. Base & Total Tons	1,103.44		20.3
	825.00	017400	23.0	Petit Verdot	800.00	000100	2.7
	1,000.00	012600	0.6		1,350.00	012900	3.1
	1,000.00	017900	4.8		1,400.00	010200	0.9
	1,100.00	000100	0.2		1,450.00	012900	3.0
	1,200.00	016300	7.1		1,500.00	019490	0.8
	1,200.00	017900	7.7		1,600.00	000100	10.6
	1,200.00	018200	4.5		1,700.00	000100	8.3
	1,219.50	017900	2.0		2,250.00	000100	0.8
	1,221.56	000100	8.4	Wtd. Ave. Base & Total Tons	1,524.01		30.2
	1,300.00	000100	4.5	Petite Sirah	581.32	018300	7.0
	1,300.00	012900	1.0		781.00	000100	1.3
	1,300.00	017900	7.1		850.00	000100	1.9
	1,400.00	000100	2.1		900.00	016200	2.8
	1,459.68	017900	0.6		950.00	000100	3.0
	1,500.00	000100	2.7		1,100.00	000100	2.9
	1,500.00	016500	1.5		1,132.57	000100	5.3
	1,600.00	000100	3.9		1,133.82	000100	1.0
	1,600.00	018200	3.2		1,162.64	018200	7.8
	2,000.00	016300	0.5		1,163.00	018300	0.8
Wtd. Ave. Base & Total Tons	1,159.51		86.1		1,163.91	000100	7.4
Merlot	150.00	010000	3.0		1,200.00	000100	2.8
	600.00	000100	11.1		1,200.00	017700	3.2
	650.00	000100	13.6		1,200.00	018200	1.0
	650.00	059400	48.4		1,250.00	000100	7.1
	750.00	000100	13.1		1,450.00	012800	3.0
	757.00	012600	12.4		1,500.00	000100	7.8
	780.00	019745	0.5		1,500.00	012600	5.6
	800.00	000100	57.0		1,500.00	012900	1.0
	860.00	019000	1.0		1,500.00	016300	16.0
	900.00	017900	57.5		1,500.00	018200	1.8
	1,000.00	000100	5.8		1,600.00	000100	9.8
	1,000.00	012600	15.9		1,600.00	019455	3.0
	1,181.00	016200	12.0		1,749.71	018300	8.6
	1,181.00	016400	1.1		1,800.00	018200	4.6
	1,181.28	000100	11.1		1,937.50	000100	21.2
	1,181.28	012600	5.5		2,000.00	000100	1.0
	1,181.28	018200	11.6		2,030.78	068330	2.9
	1,200.00	000100	49.2	Wtd. Ave. Base & Total Tons	1,438.59		141.6
	1,200.00	016300	4.0	Pinot Noir	1,130.00	013700	4.3
	1,200.00	018200	3.0		1,130.94	000100	0.6
	1,200.00	067310	2.3		1,200.00	000100	2.6
	1,201.01	000100	4.4		1,300.00	016300	3.3
	1,207.14	014500	82.6	Wtd. Ave. Base & Total Tons	1,198.85		10.8
	1,226.00	017400	15.8	Pinotage	750.00	018300	5.0
	1,242.02	000100	9.7		1,000.00	000100	3.0
	1,245.31	018200	3.8	Wtd. Ave. Base & Total Tons	843.75		8.0
	1,250.00	000100	2.5				
	1,250.00	017900	4.0				
	1,250.00	018100	5.0				
	1,253.00	016300	7.2				
	1,400.00	000100	29.5				
	1,400.00	016300	53.0				
	1,400.00	016600	2.6				
	1,600.00	012900	0.5				
	1,750.00	000100	27.0				

TABLE 8: BASE PRICE PAID TO GROWERS FOR GRAPES CRUSHED AND DELIVERED TO CALIFORNIA PROCESSORS FROM THE 2004 CROP WITH BRIX FACTORS AND PURCHASED TONNAGE, BY TYPE, VARIETY, REPORTING DISTRICT WHERE GROWN, AND WEIGHTED AVERAGE BASE PRICE.

District, Type, and Variety	Base Price Per Ton	Brix Factors	Tons	District, Type, and Variety	Base Price Per Ton	Brix Factors	Tons	
	Dollars	Code a/			Dollars	Code a/		
DISTRICT 10 (Cont'd.)								
Primitivo	425.00	000100	2.6		1,200.00	016500	2.5	
	656.00	016200	17.5		1,200.00	017900	42.0	
	800.00	000100	2.0		1,200.00	018200	5.7	
	850.00	000100	11.2		1,200.00	018350	1.9	
	1,000.00	000100	2.5		1,200.00	019000	2.0	
	1,000.00	018200	2.2		1,200.00	019100	13.3	
	1,200.00	000100	4.0		1,200.00	068452	3.1	
	1,250.00	018200	4.9		1,250.00	018580	4.0	
	1,400.00	000100	2.1		1,300.00	000100	10.2	
					1,300.00	012800	21.1	
					1,300.00	016500	2.6	
					1,304.00	018200	1.0	
					1,306.00	000100	19.8	
Wtd. Ave. Base & Total Tons	862.65		49.0	1,346.35	000100	36.1		
Sangiovese *	400.00	000100	4.0	1,350.00	012900	15.6		
	500.00	000100	5.0	1,375.78	017200	1.2		
	600.00	000100	2.4	1,400.00	000100	4.5		
	900.00	000100	2.5	1,400.00	012900	2.3		
	900.00	018300	5.0	1,400.00	016400	6.0		
	1,000.00	000100	12.0	1,400.00	018200	2.1		
	1,100.00	000100	3.1	1,400.00	018300	2.7		
	1,100.00	016300	9.4	1,400.00	018600	10.3		
	1,150.00	000100	7.7	1,409.15	016400	8.8		
	1,200.00	000100	8.1	1,440.00	000100	5.2		
	1,200.00	012800	10.7	1,450.00	012900	1.9		
	1,200.00	016300	4.8	1,500.00	000100	12.5		
	1,224.00	014500	9.9	1,500.00	002300	2.7		
	1,224.55	012900	4.4	1,500.00	012600	24.8		
	1,225.00	016700	0.7	1,500.00	012900	3.2		
	1,250.00	000100	9.0	1,500.00	017900	13.0		
	1,250.00	018200	3.0	1,500.00	019000	1.0		
	1,250.00	019000	2.2	1,512.93	014100	9.5		
	1,311.01	000100	2.9	1,541.00	012900	6.9		
	1,400.00	016100	3.2	1,576.70	017200	96.4		
	1,400.00	016300	13.0	1,600.00	000100	13.7		
	1,450.00	000100	9.4	1,600.00	002300	5.2		
	1,530.68	000100	6.0	1,600.00	019455	4.8		
	1,600.00	000100	9.5	1,650.00	017900	2.3		
	1,627.58	000100	10.2	1,800.00	000100	14.5		
	1,800.00	018200	8.4	1,800.00	018200	4.9		
				1,820.00	018200	3.5		
				1,850.00	000100	5.1		
Wtd. Ave. Base & Total Tons	1,246.52		166.5	2,000.00	000100	51.8		
				2,000.00	017900	11.9		
Souzao	700.00	017400	3.3	Wtd. Ave. Base & Total Tons	1,167.94		1,093.7	
	1,200.00	016300	2.0					
	2,100.00	000100	0.9	Tempranillo *	600.00	000100	0.4	
Wtd. Ave. Base & Total Tons	1,064.52		6.2		775.00	000100	3.1	
Syrah *	350.00	037120	26.1		800.00	000100	1.1	
	500.00	000100	1.0		900.00	000100	1.5	
	600.00	017900	6.8		1,000.00	000100	10.2	
	650.00	000100	18.7		1,100.00	000100	1.1	
	650.00	059400	15.8		1,200.00	000100	2.7	
	729.00	000100	109.0		1,200.00	012900	2.1	
	800.00	000100	111.8		1,250.00	018400	2.0	
	800.00	016300	4.1		1,400.00	000100	35.9	
	800.00	018970	3.6		1,450.00	012900	8.1	
	850.00	000100	44.4		1,668.00	000100	2.3	
	875.00	000100	21.0		2,100.00	000100	0.3	
	900.00	000100	2.0		Wtd. Ave. Base & Total Tons	1,285.51		70.8
	900.00	016100	5.7					
	900.00	016300	4.0		Tinta Cao	700.00	017400	1.1
	968.50	000100	10.6			1,000.00	000100	0.3
	1,000.00	000100	19.8			1,000.00	018400	8.4
	1,000.00	012600	3.6			1,100.00	000100	1.0
	1,000.00	016300	29.0			1,100.00	017900	2.8
	1,000.00	017700	1.0			1,200.00	000100	3.3
	1,000.00	017900	5.1			1,250.00	000100	2.9
	1,000.00	018400	27.1			1,250.00	018400	3.5
	1,081.42	016200	12.1			1,500.00	000100	2.1
	1,100.00	000100	2.1			2,100.00	000100	2.3
	1,148.09	000100	21.4		Wtd. Ave. Base & Total Tons	1,212.64		27.7
	1,148.86	000100	10.3					
	1,148.86	016400	14.0		Touriga Francesca	650.00	000100	2.5
	1,148.86	018200	8.0		Wtd. Ave. Base & Total Tons	650.00		2.5
	1,163.79	019100	5.0					
	1,175.00	000100	4.5					
	1,200.00	000100	31.4					
	1,200.00	010200	1.1					

TABLE 8: BASE PRICE PAID TO GROWERS FOR GRAPES CRUSHED AND DELIVERED TO CALIFORNIA PROCESSORS FROM THE 2004 CROP WITH BRIX FACTORS AND PURCHASED TONNAGE, BY TYPE, VARIETY, REPORTING DISTRICT WHERE GROWN, AND WEIGHTED AVERAGE BASE PRICE.

District, Type, and Variety	Base Price Per Ton	Brix Factors	Tons	District, Type, and Variety	Base Price Per Ton	Brix Factors	Tons
	Dollars	Code a/			Dollars	Code a/	
DISTRICT 10 (Cont'd.)					1,000.00	067342	47.8
					1,046.51	000100	16.4
					1,050.00	012900	4.2
Touriga Nacional *	1,000.00	018400	2.7		1,050.00	016400	22.7
	1,100.00	000100	1.0		1,060.16	000100	67.6
	1,200.00	012900	1.0		1,100.00	000100	129.5
	1,200.00	016300	2.4		1,100.00	006160	2.0
	1,250.00	018400	2.5		1,100.00	018200	96.2
	2,100.00	000100	1.9		1,100.00	018600	5.1
					1,121.00	000100	9.0
Wtd. Ave. Base & Total Tons	1,303.91		11.5		1,150.00	000100	13.2
					1,150.00	017900	2.8
Trousseau *	1,200.00	000100	2.3		1,167.39	019050	14.4
	2,100.00	000100	0.8		1,200.00	000100	102.4
					1,200.00	012600	9.9
Wtd. Ave. Base & Total Tons	1,432.26		3.1		1,200.00	016300	5.1
					1,200.00	016400	2.3
Zinfandel	250.00	005100	94.8		1,200.00	016500	1.0
	325.00	019454	62.4		1,200.00	017528	105.8
	350.00	001450	18.2		1,200.00	017900	12.6
	350.00	010640	67.1		1,200.00	018100	10.1
	375.00	004790	217.2		1,200.00	018200	21.5
	375.00	028600	202.0		1,200.00	018300	2.3
	450.00	017575	41.7		1,200.00	018400	2.3
	500.00	000100	5.1		1,200.00	018600	5.2
	500.00	007600	1.6		1,200.00	019000	1.9
	500.00	016200	3.5		1,200.00	019050	8.6
	500.00	016300	2.0		1,200.00	019455	3.5
	550.00	017700	61.1		1,200.00	000100	46.7
	550.00	068769	236.1		1,234.50	000100	25.7
	600.00	000100	221.7		1,250.00	000100	4.9
	600.00	005100	316.2		1,250.00	017700	8.0
	600.00	009400	2.3		1,250.00	018100	5.3
	600.00	016100	31.7		1,260.00	000100	2.3
	600.00	068769	218.9		1,260.00	002900	5.0
	650.00	016200	25.4		1,260.00	006160	0.5
	650.00	059400	56.0		1,298.00	017900	11.0
	700.00	000100	133.2		1,300.00	006160	13.8
	700.00	006300	3.7		1,300.00	017800	32.6
	700.00	017900	69.9		1,334.50	000100	51.8
	700.00	018200	1.0		1,344.50	000100	5.2
	750.00	000100	139.9		1,350.31	017200	4.2
	750.00	018200	0.7		1,370.44	006160	26.0
	775.00	017900	1.0		1,395.87	000100	7.4
	800.00	000100	151.1		1,400.00	000100	31.1
	800.00	017900	1.3		1,400.00	016300	2.5
	800.00	018970	1.1		1,400.00	017520	66.9
	825.00	000100	6.9		1,400.00	018400	46.1
	850.00	017800	49.8		1,458.73	000100	67.6
	850.00	019100	141.1		1,500.00	000100	0.5
	875.00	017400	65.1		1,500.00	002300	4.1
	900.00	000100	83.9		1,500.00	010200	1.0
	900.00	016700	13.3		1,500.00	016400	20.7
	900.00	018300	5.0		1,500.00	017900	83.0
	911.71	000100	132.5		1,500.00	018400	7.0
	911.71	006160	7.0		1,500.00	018800	70.8
	911.71	016300	2.0		1,600.00	000100	35.5
	911.71	018200	21.2		1,600.00	018400	2.0
	911.72	000100	27.5		1,600.00	019000	20.9
	912.00	000100	4.9		1,667.40	016300	18.8
	917.35	000100	1.5		1,700.00	000100	12.4
	917.35	018300	5.0		1,800.00	000100	48.7
	918.00	017900	1.5		1,800.00	010500	53.5
	925.00	000100	6.2		1,800.00	017800	29.0
	944.49	000100	9.0		2,000.00	000100	233.7
	950.00	000100	113.6		2,000.00	016300	77.7
	950.00	016100	241.2		2,217.00	018600	8.1
	1,000.00	000100	49.7		2,400.00	000100	16.0
	1,000.00	012400	2.1		3,425.00	017900	
	1,000.00	012600	5.8	Wtd. Ave. Base & Total Tons	956.98		5,482.9
	1,000.00	016300	5.2				
	1,000.00	017400	10.6	Other Red b/	550.00	016300	4.3
	1,000.00	017800	18.4		1,000.00	000100	2.6
	1,000.00	017900	20.7		1,200.00	000100	4.9
	1,000.00	018200	11.9		1,250.00	018400	3.5
	1,000.00	018400	66.6		2,100.00	000100	0.1
	1,000.00	018850	2.1				
	1,000.00	019000	8.7	Wtd. Ave. Base & Total Tons	1,001.95		15.4
	1,000.00	019100	18.5				
	1,000.00	019200	1.0				
	1,000.00	019490	2.1				

TABLE 8: BASE PRICE PAID TO GROWERS FOR GRAPES CRUSHED AND DELIVERED TO CALIFORNIA PROCESSORS FROM THE 2004 CROP WITH BRIX FACTORS AND PURCHASED TONNAGE, BY TYPE, VARIETY, REPORTING DISTRICT WHERE GROWN, AND WEIGHTED AVERAGE BASE PRICE.

District, Type, and Variety	Base Price Per Ton	Brix Factors	Tons
	Dollars	Code a/	

District, Type, and Variety	Base Price Per Ton	Brix Factors	Tons
	Dollars	Code a/	

DISTRICT 11

TABLE GRAPES

Flame Tokay	175.00	006500	406.5
	200.00	000100	1,299.9
Wtd. Ave. Base & Total Tons	194.04		1,706.4
Rouge	300.00	000100	2.4
	600.00	000100	3.3
Wtd. Ave. Base & Total Tons	473.68		5.7
Packinghouse Culls	250.00	010000	397.5
Wtd. Ave. Base & Total Tons	250.00		397.5
Other Table b/	325.00	032225	6.2
Wtd. Ave. Base & Total Tons	325.00		6.2

WINE GRAPES (WHITE)

Burger *	150.00	000100	550.2
	150.00	003475	60.1
	175.00	000100	1,014.3
	200.00	000100	3,058.4
	200.00	000600	160.1
Wtd. Ave. Base & Total Tons	188.46		4,843.1
Chardonnay *	220.00	011625	69.2
	250.00	000100	2,197.6
	250.00	002200	132.8
	250.00	010000	87.7
	275.00	000100	227.1
	300.00	000100	9,293.6
	300.00	002200	809.6
	300.00	006500	450.2
	300.00	010000	1.0
	300.00	045900	2,173.8
	300.00	046100	1,356.1
	300.00	062820	3,276.7
	300.00	066600	217.4
	300.00	066800	412.4
	325.00	000100	291.3
	325.00	046100	1,294.7
	350.00	000100	14,297.4
	350.00	002200	13,565.2
	350.00	010000	9.9
	350.00	015900	137.0
	350.00	017005	113.4
	350.00	017700	77.2
	350.00	046100	5,295.2
	350.00	046733	292.0
	350.00	049500	1,031.9
	350.00	066395	203.6
	362.83	000100	185.2
	370.00	015800	92.9
	372.00	000100	4.0
	375.00	000100	1,063.5
	375.00	015800	433.9
	400.00	000100	866.8
	400.00	002300	197.6
	400.00	016300	51.3
	400.00	056025	209.7
	400.00	066395	1,186.8
	400.00	067344	1,278.4
	425.00	000100	907.8
	431.76	046100	733.9
	450.00	000100	3,421.1
	450.00	037120	194.1
	450.00	042350	4,650.2
	450.00	046100	2,054.2
	450.00	046860	902.2
	450.00	049500	9,764.9
	450.00	066395	1,030.1
	450.00	067344	1,825.6

	475.00	000100	327.8
	475.00	046830	70.9
	500.00	000100	590.3
	500.00	010200	9.1
	500.00	012100	349.0
	500.00	037120	1,239.5
	500.00	046730	378.0
	500.00	046735	773.9
	500.00	049500	2,394.3
	500.00	066395	637.6
	525.00	049500	7,125.0
	550.00	000100	1,543.9
	550.00	049500	591.6
	600.00	000100	547.2
	613.75	000100	87.7
	650.00	000100	106.1
	650.00	012400	772.2
	700.00	000100	10.1
	700.00	011400	311.6
	1,000.00	017700	416.5
	1,150.00	000100	102.4
Wtd. Ave. Base & Total Tons	397.82		106,752.9
Chenin Blanc	225.00	006500	42.0
	225.00	010000	5.9
	250.00	000100	3,069.1
	250.00	030653	627.5
	468.50	000100	63.0
	540.00	000100	1.1
	600.00	000100	35.4
Wtd. Ave. Base & Total Tons	256.58		3,844.0
French Colombard	200.00	000100	173.4
	225.00	000100	1,309.3
	225.00	011900	128.2
	225.00	018532	49.3
	225.00	037120	245.2
	250.00	006500	79.3
	250.00	035277	3,524.1
Wtd. Ave. Base & Total Tons	240.57		5,508.8
Gewurztraminer	468.51	000100	35.4
Wtd. Ave. Base & Total Tons	468.51		35.4
Malvasia Bianca *	250.00	000100	329.3
	300.00	001000	1,999.8
	350.00	008200	7.6
Wtd. Ave. Base & Total Tons	293.12		2,336.7
Marsanne	700.00	016300	2.3
	800.00	000100	5.6
	1,000.00	016400	1.8
Wtd. Ave. Base & Total Tons	813.40		9.7
Muscat Blanc *	450.00	013000	54.5
	500.00	038600	116.4
	700.00	012600	20.6
Wtd. Ave. Base & Total Tons	507.28		191.5
Muscat Orange	300.00	001200	32.2
	500.00	038600	265.1
	685.00	013000	68.2
Wtd. Ave. Base & Total Tons	516.90		365.5
Palomino *	200.00	006500	38.9
Wtd. Ave. Base & Total Tons	200.00		38.9
Pinot Blanc	550.00	006500	24.8
Wtd. Ave. Base & Total Tons	550.00		24.8

TABLE 8: BASE PRICE PAID TO GROWERS FOR GRAPES CRUSHED AND DELIVERED TO CALIFORNIA PROCESSORS FROM THE 2004 CROP WITH BRIX FACTORS AND PURCHASED TONNAGE, BY TYPE, VARIETY, REPORTING DISTRICT WHERE GROWN, AND WEIGHTED AVERAGE BASE PRICE.

District, Type, and Variety	Base Price Per Ton	Brix Factors	Tons	District, Type, and Variety	Base Price Per Ton	Brix Factors	Tons
	Dollars	Code a/			Dollars	Code a/	
DISTRICT 11 (Cont'd.)							
Pinot Gris *	400.00	014100	4,986.3	Wtd. Ave. Base & Total Tons	388.23		1,152.4
	450.00	008200	1.9	Tocai Friulano	200.00	024300	126.8
	500.00	000100	61.9	Wtd. Ave. Base & Total Tons	200.00		126.8
	525.00	038600	3,408.5	Verdelho	1,000.00	012900	3.3
	550.00	011200	212.8		1,100.00	000100	15.2
	550.00	037120	115.6		1,100.00	012600	2.8
	586.39	000100	162.4	Wtd. Ave. Base & Total Tons	1,084.51		21.3
	586.39	032225	253.2	Viognier	250.00	000100	320.8
	600.00	006500	28.3		400.00	012400	4.9
	600.00	012100	213.1		450.00	008200	0.8
	600.00	037120	940.5		475.00	000100	85.7
	600.00	041200	419.1		500.00	000100	163.7
	650.00	000100	366.3		500.00	002300	54.4
	650.00	008000	12.7		500.00	006500	11.3
	650.00	032225	135.2		500.00	059400	141.2
	650.00	037120	39.6		525.00	059400	284.5
	650.00	046100	430.5		550.00	002300	80.3
	700.00	000100	41.7		550.00	068769	388.5
	750.00	000100	49.0		550.00	069323	194.0
	800.00	006500	28.3		600.00	017900	4.6
	800.00	009600	12.0		650.00	002300	19.8
	850.00	000100	368.3		650.00	069524	170.9
	950.00	000100	16.4		700.00	000100	3.8
	1,000.00	000100	13.4		700.00	002300	150.8
Wtd. Ave. Base & Total Tons	509.92		12,317.0		712.70	000100	41.3
Roussanne	800.00	000100	10.0		750.00	000100	5.7
	1,000.00	016400	1.0		800.00	000100	11.7
Wtd. Ave. Base & Total Tons	818.18		11.0		800.00	018200	4.2
Sauvignon Blanc	225.00	001400	52.7		1,000.00	000100	14.5
	300.00	035560	53.3		1,000.00	012600	4.4
	325.00	011690	105.7		1,000.00	016400	3.1
	350.00	001400	1,085.1		1,000.00	020030	2.0
	350.00	006500	7.5		1,255.84	000100	12.2
	350.00	042350	17.3	Wtd. Ave. Base & Total Tons	524.58		2,179.1
	400.00	000100	1,666.1	White Riesling *	500.00	009600	3.0
	400.00	012400	7.8		500.00	012600	0.7
	400.00	037522	337.3	Wtd. Ave. Base & Total Tons	500.00		3.7
	400.00	042350	76.4	Other White b/	250.00	012100	2.0
	425.00	000100	170.5		1,000.00	012900	0.5
	425.00	001700	429.5	Wtd. Ave. Base & Total Tons	400.00		2.5
	450.00	001400	283.6	WINE GRAPES (RED)			
	450.00	012100	620.5	Alicante Bouschet *	250.00	002300	1.5
	450.00	014100	957.6		350.00	000100	377.7
	450.00	035560	4,775.9		350.00	002300	36.9
	450.00	042875	287.1		500.00	000100	3.0
	450.00	046100	82.9		500.00	017800	6.3
	468.51	042350	6.7		650.00	000100	26.0
	500.00	000100	152.8		800.00	000100	13.6
	500.00	009600	53.5		825.00	000100	17.5
	500.00	011100	95.3		1,500.00	010500	10.0
	500.00	032225	1,819.7		1,900.00	000100	6.5
	500.00	035560	4,553.6	Wtd. Ave. Base & Total Tons	440.29		499.0
	500.00	037522	641.8	Alvarelhao	500.00	016300	4.1
	600.00	000800	97.3		900.00	000100	0.5
	799.66	000100	136.6		950.00	002300	4.5
Wtd. Ave. Base & Total Tons	458.88		18,574.1		950.00	016300	1.9
					950.00	016500	2.9
Semillon	350.00	001400	162.4	Wtd. Ave. Base & Total Tons	815.47		13.9
	400.00	033400	587.0	Barbera	250.00	002300	25.9
	450.00	033400	910.8		400.00	002300	161.0
Wtd. Ave. Base & Total Tons	422.54		1,660.2		400.00	012400	18.7
St. Emilion *	250.00	012400	2.0		450.00	002300	61.9
Wtd. Ave. Base & Total Tons	250.00		2.0		450.00	059400	157.4
Symphony	350.00	010750	87.2				
	350.00	010800	101.5				
	350.00	037120	162.9				
	400.00	000100	417.9				
	400.00	010800	302.6				
	450.00	006500	80.3				

TABLE 8: BASE PRICE PAID TO GROWERS FOR GRAPES CRUSHED AND DELIVERED TO CALIFORNIA PROCESSORS FROM THE 2004 CROP WITH BRIX FACTORS AND PURCHASED TONNAGE, BY TYPE, VARIETY, REPORTING DISTRICT WHERE GROWN, AND WEIGHTED AVERAGE BASE PRICE.

District, Type, and Variety	Base Price Per Ton	Brix Factors	Tons	District, Type, and Variety	Base Price Per Ton	Brix Factors	Tons
	Dollars	Code a/			Dollars	Code a/	
DISTRICT 11 (Cont'd.)							
Barbera (Cont'd.)	500.00	002200	61.1		400.00	037120	346.8
	500.00	002300	29.8		400.00	042350	98.7
	514.85	000100	3.5		400.00	046100	3,799.9
	550.00	000100	1.7		400.00	063825	127.8
	550.00	059400	232.7		400.00	068769	1,236.1
	600.00	000100	3.4		421.00	000100	688.7
	600.00	059400	408.9		425.00	002300	26.1
	1,100.00	000100	2.1		435.00	000100	495.5
	1,200.00	000100	4.2		450.00	000100	3,684.7
Wtd. Ave. Base & Total Tons	518.59		1,172.3		450.00	002200	705.9
Cabernet Franc	200.00	014100	1,294.5		450.00	002300	189.7
	200.00	062490	104.4		450.00	002700	444.4
	225.00	010000	80.4		450.00	007800	146.2
	250.00	000100	447.2		450.00	056025	2,249.5
	250.00	002500	174.7		450.00	068769	1,330.0
	300.00	000100	7.5		475.00	000100	234.0
	350.00	015800	14.8		475.00	010000	45.0
	375.00	000100	2,801.2		480.00	000100	71.1
	400.00	002200	27.7		500.00	000100	2,724.8
	400.00	046100	534.2		500.00	037120	2,201.7
	450.00	018200	26.2		500.00	068769	375.1
	450.00	056025	171.0		525.00	018200	71.2
	600.00	000100	12.6		550.00	000100	187.6
	600.00	059400	49.4		600.00	000100	87.8
	900.00	000100	2.1		600.00	010500	150.3
	900.00	019000	2.1		600.00	059400	13,247.7
	1,200.00	012900	20.5		650.00	002700	384.2
	1,200.00	017500	5.0		650.00	012400	247.9
Wtd. Ave. Base & Total Tons	328.34		5,775.5		650.00	016300	6.5
Cabernet Sauvignon	150.00	016100	41.3		700.00	000100	734.7
	165.00	002400	400.5		700.00	016300	131.8
	200.00	000100	178.6		706.00	016300	28.9
	200.00	002100	44.7		740.00	000100	53.5
	200.00	002400	2,688.3		800.00	016300	172.7
	200.00	012400	18.3		850.00	000100	2.1
	200.00	019725	58.5		900.00	012900	24.9
	200.00	019844	37.5		960.00	012400	1.3
	200.00	069150	1,142.7		1,000.00	000100	111.1
	225.00	014100	1,098.6		1,150.00	000100	212.0
	225.00	062490	440.6		1,200.00	000100	106.1
	225.00	068769	719.0		1,200.00	002200	46.5
	244.82	055950	540.4		1,207.50	000100	44.6
	250.00	000100	14,251.4		1,207.50	001000	45.2
	250.00	002500	13,555.4				
	250.00	002550	321.5	Wtd. Ave. Base & Total Tons	374.58		89,923.8
	250.00	010000	161.3	Carignane	150.00	017200	42.0
	250.00	010300	4.0		200.00	000100	235.5
	250.00	012900	6.6		200.00	002200	2.6
	250.00	015244	279.0		250.00	002300	2.1
	250.00	015245	51.8		250.00	006500	158.9
	250.00	015800	174.0		250.00	016100	46.0
	250.00	016100	13.0		250.00	046100	1,258.7
	250.00	017010	174.4		258.32	000100	69.1
	250.00	018535	296.4		300.00	010300	10.4
	250.00	046100	1,929.6		350.00	000100	26.8
	250.00	062490	1,683.8		350.00	016300	11.1
	250.00	068769	617.9		450.00	000100	502.5
	250.00	069150	201.2		450.00	002300	17.9
	275.00	000100	347.1		450.00	012100	32.5
	300.00	000100	1,687.4		450.00	059400	95.8
	300.00	006500	173.4		500.00	002300	24.7
	300.00	016100	1.5		500.00	016100	7.6
	325.00	000100	450.3		500.00	016400	5.0
	325.00	002300	88.1		600.00	012600	4.8
	350.00	000100	4,704.0		600.00	016300	49.3
	350.00	059400	53.4		650.00	000100	11.5
	375.00	000100	91.3		700.00	000100	10.9
	375.75	000100	424.9		731.82	000100	11.0
	376.00	000100	16.8		750.00	000100	128.3
	383.95	000100	16.7		800.00	000100	20.9
	400.00	000100	3,050.9	Wtd. Ave. Base & Total Tons	335.15		2,785.9
	400.00	002200	50.8	Charbono	250.00	002300	0.8
	400.00	012600	245.3		500.00	008200	3.0
	400.00	018200	71.3		600.00	000100	0.8
				Wtd. Ave. Base & Total Tons	473.91		4.6

TABLE 8: BASE PRICE PAID TO GROWERS FOR GRAPES CRUSHED AND DELIVERED TO CALIFORNIA PROCESSORS FROM THE 2004 CROP WITH BRIX FACTORS AND PURCHASED TONNAGE, BY TYPE, VARIETY, REPORTING DISTRICT WHERE GROWN, AND WEIGHTED AVERAGE BASE PRICE.

District, Type, and Variety	Base Price Per Ton	Brix Factors	Tons	District, Type, and Variety	Base Price Per Ton	Brix Factors	Tons
	Dollars	Code a/			Dollars	Code a/	
DISTRICT 11 (Cont'd.)							
Cinsaut *	250.00	002300	0.3		400.00	000100	1,036.7
	440.80	000100	34.3		400.00	012100	900.5
	500.00	002550	67.5		400.00	014100	1,938.1
	600.00	064900	118.7		400.00	019448	90.4
	800.00	012100	46.3		400.00	019934	41.7
					400.00	046737	179.1
Wtd. Ave. Base & Total Tons	588.56		267.1		400.00	068250	78.0
Dolcetto	300.00	000100	7.0		400.00	068769	193.8
	800.00	000100	14.3		450.00	000100	55.5
					450.00	012100	85.9
					450.00	014100	196.0
Wtd. Ave. Base & Total Tons	635.68		21.3		450.00	015800	69.4
Early Burgundy	400.00	000100	8.1		450.00	046100	103.8
					450.00	059400	244.5
					450.00	068250	106.6
Wtd. Ave. Base & Total Tons	400.00		8.1		459.98	068769	1,609.6
Gamay (Napa) *	400.00	000100	3.3		460.18	000100	297.2
					475.00	000100	317.1
					477.00	000100	10.3
					477.91	000100	751.8
Wtd. Ave. Base & Total Tons	400.00		3.3		480.00	000100	4,749.4
Grenache *	200.00	062800	52.9		490.00	002300	75.3
	250.00	002300	1.3		500.00	000100	7,959.5
	300.00	002300	6.4		500.00	002300	1,521.9
	350.00	000100	60.4		500.00	002700	110.5
	500.00	016200	10.0		500.00	016300	83.1
	600.00	064900	103.4		500.00	017300	1,800.7
	700.00	012600	2.7		500.00	018935	298.8
	847.46	000100	4.7		500.00	037120	635.8
	900.00	000100	3.1		500.00	046100	5,850.9
	900.00	012900	3.3		500.00	055950	506.5
	900.00	016400	3.5		500.00	056025	299.8
	900.00	019000	1.5		500.00	059400	157.8
	950.00	069524	3.4		500.00	062490	855.2
	1,200.00	012600	3.7		500.00	062500	2,507.4
					500.00	068250	2,192.9
					500.00	068447	6,940.6
	Wtd. Ave. Base & Total Tons	479.48		260.3		500.00	068755
Malbec	300.00	000100	16.2		525.00	000100	1,218.0
	300.00	014100	499.1		525.00	046100	759.1
	450.00	000100	17.5		525.00	056025	968.6
	450.00	059400	310.1		550.00	059400	2,260.5
	452.67	062500	186.3		550.00	000100	34.0
	500.00	059400	101.1		550.00	002100	38.2
	500.00	068769	298.4		550.00	002300	86.9
	525.00	059400	209.3		550.00	059400	2,803.1
	550.00	059400	230.4		550.00	068250	459.9
	600.00	000100	149.8		550.00	068755	1,206.2
	600.00	002300	51.9		561.00	000100	382.4
	600.00	069524	46.3		575.00	016300	70.7
	750.00	002200	23.1		575.00	068755	37.6
	800.00	008200	1.2		600.00	000100	77.2
	950.00	016300	3.2		600.00	012600	11.2
	950.00	016400	4.4		600.00	016300	94.9
	Wtd. Ave. Base & Total Tons	464.09		2,148.3		600.00	059400
Mataro *	250.00	002300	0.8		600.00	068755	673.5
	500.00	016100	7.0		625.00	016300	181.5
	600.00	000100	1.6		625.00	017900	223.9
	600.00	064900	101.5		650.00	017900	184.4
	700.00	012600	2.0		700.00	000100	1,223.6
	900.00	000100	4.5		700.00	012100	242.4
	950.00	000100	6.0		786.84	000100	135.2
	950.00	019000	1.9		800.00	016300	146.2
	2,200.00	015150	1.6		850.00	017500	11.4
					1,100.00	000100	1.9
Wtd. Ave. Base & Total Tons	646.45		126.9		1,200.00	000100	10.6
Merlot	100.00	010660	85.7		1,207.50	000100	121.8
	275.00	006500	139.1				
	300.00	000100	247.6				
	300.00	007800	378.0				
	300.00	016100	1.5				
	350.00	010300	5.1				
	350.00	014100	5,109.4				
	350.00	016100	10.0				
	350.00	018590	177.3				
Wtd. Ave. Base & Total Tons				500.49		72,110.0	
Montepulciano					300.00	000100	1.4
Wtd. Ave. Base & Total Tons				300.00		1.4	
Muscat Hamburg *					700.00	000100	8.1
					750.00	000100	30.6
Wtd. Ave. Base & Total Tons				739.53		38.7	

TABLE 8: BASE PRICE PAID TO GROWERS FOR GRAPES CRUSHED AND DELIVERED TO CALIFORNIA PROCESSORS FROM THE 2004 CROP WITH BRIX FACTORS AND PURCHASED TONNAGE, BY TYPE, VARIETY, REPORTING DISTRICT WHERE GROWN, AND WEIGHTED AVERAGE BASE PRICE.

District, Type, and Variety	Base Price Per Ton	Brix Factors	Tons
	Dollars	Code a/	

District, Type, and Variety	Base Price Per Ton	Brix Factors	Tons
	Dollars	Code a/	

DISTRICT 11 (Cont'd.)

Petit Verdot	300.00	000100	105.1
	365.00	014100	590.2
	450.00	000100	167.0
	450.00	066395	396.7
	500.00	016100	15.0
	503.19	000100	37.9
	550.00	000100	1.6
	550.00	059400	83.3
	600.00	000100	33.3
	600.00	002550	95.5
	600.00	059400	65.0
	600.00	068755	63.9
	800.00	000100	3.2
	800.00	012600	3.1
	1,100.00	000100	5.7
	1,200.00	017520	1.1
Wtd. Ave. Base & Total Tons	444.43		1,667.6
Petite Sirah	250.00	002300	3.3
	300.00	000100	445.7
	300.00	014100	1,046.4
	400.00	000100	490.1
	400.00	010300	3.9
	400.00	012400	13.4
	400.00	019449	69.0
	450.00	012900	2.0
	450.00	046100	49.4
	450.00	062500	94.6
	450.00	068769	207.2
	500.00	000100	21.8
	500.00	013225	100.1
	500.00	016100	4.0
	500.00	016300	63.9
	525.00	067873	11.7
	526.94	056025	374.1
	526.94	068769	1,523.4
	540.00	068769	87.2
	550.00	000100	522.6
	550.00	002300	64.0
	550.00	066395	1,635.0
	550.00	069524	156.1
	561.41	000100	420.1
	600.00	000100	176.1
	600.00	002300	127.3
	600.00	012600	4.3
	600.00	017900	4.8
	600.00	019460	21.5
	600.00	049500	643.1
	600.00	068755	60.8
	620.00	000100	25.0
	650.00	000100	38.3
	650.00	012900	10.8
	700.00	000100	28.1
	700.00	002300	8.1
	750.00	016300	105.4
	774.36	000100	363.8
	800.00	000100	180.9
	800.00	010300	20.7
	850.00	000100	21.9
	850.00	016300	25.3
	856.25	015410	15.5
	860.00	012400	1.2
	900.00	000100	126.0
	900.00	019000	3.3
	900.00	047310	8.1
	950.00	000100	96.6
	950.00	016500	2.1
	1,000.00	000100	5.3
	1,000.00	012900	5.2
	1,000.00	016400	4.1
	1,100.00	000100	28.3
	1,100.00	016300	45.5
	1,100.00	016400	87.9
	1,100.00	017900	81.9
	1,200.00	000100	2.1
	1,200.00	019000	1.5
	1,500.00	000100	3.3

Wtd. Ave. Base & Total Tons	542.30		9,793.1
Pinot Noir	350.00	000100	22.7
	400.00	000100	597.6
	400.00	006500	10.1
	400.00	017300	131.0
	400.00	046100	564.5
	500.00	000100	91.9
	600.00	000100	1.9
	1,100.00	012600	5.5
Wtd. Ave. Base & Total Tons	408.62		1,425.2
Primitivo	200.00	012100	389.2
Wtd. Ave. Base & Total Tons	200.00		389.2
Refosco *	200.00	014100	478.6
Wtd. Ave. Base & Total Tons	200.00		478.6
Royalty	220.00	010000	16.2
Wtd. Ave. Base & Total Tons	220.00		16.2
Rubired *	200.00	000100	574.7
	200.00	003650	352.2
Wtd. Ave. Base & Total Tons	200.00		926.9
Ruby Cabernet	250.00	056025	328.1
	325.00	006500	165.4
	700.00	068755	73.0
Wtd. Ave. Base & Total Tons	329.89		566.5
Sangiovese *	200.00	000100	719.1
	200.00	014100	703.8
	225.00	018539	47.6
	250.00	002200	42.7
	250.00	012900	5.0
	250.00	069150	25.6
	450.00	000100	34.6
	450.00	002200	190.7
	450.00	056025	736.8
	500.00	016100	10.0
	550.00	002300	24.7
	600.00	002300	17.5
	600.00	059400	164.1
	700.00	000100	12.0
	800.00	000100	13.2
	900.00	068450	9.3
Wtd. Ave. Base & Total Tons	327.00		2,756.7
Souzao	300.00	000100	0.2
	400.00	000100	97.2
	500.00	000100	2.1
	900.00	000100	2.2
	950.00	002200	2.2
	950.00	016400	1.0
	950.00	018300	0.9
Wtd. Ave. Base & Total Tons	433.51		105.8
Syrah *	250.00	000100	78.8
	250.00	014100	212.6
	250.00	018202	41.5
	250.00	046100	17.7
	275.00	000100	278.0
	275.00	046100	614.5
	300.00	000100	420.4
	300.00	010300	5.1
	300.00	016100	1.0
	300.00	068769	36.9
	350.00	000100	192.2
	350.00	046100	41.6
	350.00	068769	4,032.8
	373.50	000100	21.5

TABLE 8: BASE PRICE PAID TO GROWERS FOR GRAPES CRUSHED AND DELIVERED TO CALIFORNIA PROCESSORS FROM THE 2004 CROP WITH BRIX FACTORS AND PURCHASED TONNAGE, BY TYPE, VARIETY, REPORTING DISTRICT WHERE GROWN, AND WEIGHTED AVERAGE BASE PRICE.

District, Type, and Variety	Base Price Per Ton	Brix Factors	Tons	District, Type, and Variety	Base Price Per Ton	Brix Factors	Tons
	Dollars	Code a/			Dollars	Code a/	
DISTRICT 11 (Cont'd.)							
Syrah * (Cont'd.)	392.18	000100	207.5		950.00	016400	1.8
	400.00	000100	52.1	Wtd. Ave. Base & Total Tons	665.87		16.7
	400.00	012400	116.9	Touriga Francesca	950.00	002200	3.9
	400.00	059400	67.0		950.00	016400	2.8
	400.00	068769	606.4		950.00	069524	9.1
	415.00	000100	118.0	Wtd. Ave. Base & Total Tons	950.00		15.8
	425.00	000100	230.1	Touriga Nacional *	300.00	000100	0.4
	425.00	068769	423.7		400.00	019100	1.0
	429.34	012900	7.0		500.00	000100	1.9
	450.00	000100	1,064.6		500.00	069524	19.3
	450.00	002200	85.3		600.00	059400	124.2
	450.00	007800	516.2		900.00	000100	1.0
	450.00	046100	139.0		950.00	000100	1.9
	450.00	056025	161.2		950.00	002200	5.7
	450.00	059400	41.0		950.00	016300	1.7
	450.00	068755	339.3		950.00	016400	3.9
	450.00	068769	725.6		950.00	018300	4.1
	475.00	009600	40.6	Wtd. Ave. Base & Total Tons	623.71		165.1
	500.00	000100	757.1	Trousseau *	300.00	000100	0.4
	500.00	012900	4.4		500.00	000100	2.1
	500.00	016100	8.0		550.00	059400	4.1
	500.00	016200	14.3	Wtd. Ave. Base & Total Tons	518.94		6.6
	508.50	000100	239.2	Zinfandel	250.00	000100	98.6
	525.00	056025	312.7		250.00	028600	496.6
	550.00	000100	1.9		275.00	000100	9.5
	600.00	002300	4.0		275.00	006500	59.4
	600.00	016100	181.9		300.00	000100	2,516.1
	600.00	059400	907.3		300.00	003075	1,030.7
	700.00	010300	75.2		300.00	004501	171.2
	700.00	014100	86.6		300.00	004850	126.9
	740.00	016100	323.3		300.00	004962	140.4
	800.00	000100	41.3		300.00	005100	500.4
	900.00	012600	41.6		300.00	006975	33.3
	900.00	018300	2.8		300.00	010300	7.8
	900.00	069330	7.5		300.00	028600	879.2
	1,100.00	017900	25.5		310.03	027200	429.6
	1,200.00	012600	4.8		317.00	000100	1,174.4
	1,207.50	000100	136.1		320.00	000100	282.0
	1,530.00	000100	23.6		325.00	000100	2,942.2
Wtd. Ave. Base & Total Tons	433.29		14,135.2		325.00	001601	28.1
Tannat	200.00	000100	234.3		350.00	000100	894.9
	500.00	002300	8.8		350.00	001000	378.3
	500.00	002550	92.6		350.00	001100	562.0
	600.00	064900	49.1		350.00	001200	30,776.1
	900.00	002200	19.8		350.00	001451	21.3
	950.00	016500	0.9		350.00	002100	14.1
	950.00	018300	1.5		350.00	002700	372.0
Wtd. Ave. Base & Total Tons	361.47		407.0		350.00	002905	60.3
Tempranillo *	250.00	010300	6.3		350.00	003680	571.0
	300.00	000100	0.4		350.00	003720	362.7
	450.00	000100	204.0		350.00	004795	96.2
	500.00	000100	5.1		350.00	004850	25,602.7
	500.00	069524	7.8		350.00	005110	495.0
	550.00	064900	166.4		350.00	010000	27.5
	600.00	064900	124.9		350.00	022450	683.1
	800.00	018300	4.0		350.00	022950	1,273.8
	900.00	000100	11.1		350.00	023600	4,937.9
	950.00	000100	13.9		350.00	024300	282.5
	950.00	002300	7.0		350.00	025000	3,694.7
	950.00	016400	4.0		350.00	026300	3,280.5
	950.00	018300	4.9		350.00	026330	12.7
	950.00	019000	2.1		350.00	028600	9,584.3
	950.00	069524	19.7		365.00	000100	15.2
	1,000.00	012900	3.2		375.00	000100	229.4
	1,100.00	012900	11.5		375.00	005100	373.8
	1,200.00	017520	1.6		375.00	023600	216.7
Wtd. Ave. Base & Total Tons	579.34		597.9		375.00	028600	154.6
Tinta Cao	300.00	000100	0.2		400.00	000100	979.1
	500.00	000100	0.8		400.00	018200	75.9
	500.00	069524	9.4		400.00	023600	290.1
	900.00	000100	0.5		400.00	024300	224.1
	950.00	002200	4.0		400.00	028600	773.6

TABLE 8: BASE PRICE PAID TO GROWERS FOR GRAPES CRUSHED AND DELIVERED TO CALIFORNIA PROCESSORS FROM THE 2004 CROP WITH BRIX FACTORS AND PURCHASED TONNAGE, BY TYPE, VARIETY, REPORTING DISTRICT WHERE GROWN, AND WEIGHTED AVERAGE BASE PRICE.

District, Type, and Variety	Base Price Per Ton	Brix Factors	Tons
	Dollars	Code a/	

District, Type, and Variety	Base Price Per Ton	Brix Factors	Tons
	Dollars	Code a/	

DISTRICT 11 (Cont'd.)

Zinfandel (Cont'd.)	425.00	017900	1.7
	425.00	018950	77.7
	450.00	000100	911.9
	450.00	002200	21.2
	450.00	002559	26.6
	450.00	002685	6.8
	450.00	002687	0.2
	450.00	002690	8.0
	450.00	002880	29.2
	450.00	009260	126.7
	450.00	012100	91.3
	450.00	017537	38.5
	450.00	017900	190.2
	450.00	018325	30.9
	450.00	018537	31.1
	450.00	019110	67.0
	462.50	002300	45.1
	475.00	000100	88.7
	475.00	004930	1,346.9
	475.00	017900	122.1
	500.00	000100	723.4
	500.00	002300	68.3
	500.00	004030	4,097.8
	500.00	010000	17.8
	500.00	012500	235.4
	500.00	016100	6.0
	500.00	016300	14.5
	500.00	017300	23.1
	500.00	017900	185.7
	500.00	019000	6.0
	500.00	063860	6,398.0
	500.00	063862	189.8
	500.00	068769	859.8
	525.00	000100	642.1
	525.00	024300	220.1
	525.00	037120	187.5
	525.00	046100	882.1
	550.00	000100	263.2
	550.00	002300	167.2
	550.00	016600	3.0
	550.00	046100	244.1
	550.00	059400	2,286.1
	550.00	068769	131.3
	560.87	017700	452.1
	600.00	000100	112.0
	600.00	059400	655.5
	600.00	068755	407.1
	600.00	068769	493.7
	607.00	012600	13.2
	625.00	000100	277.9
	625.00	010500	23.7
	634.64	000100	114.4
	650.00	000100	60.3
	650.00	009600	6.7
	650.00	016100	17.0
	650.00	016400	4.0
	685.62	000100	982.6
	700.00	000100	592.1
	700.00	002300	25.7
	700.00	016100	15.4
	700.00	067342	2,263.7
	750.00	000100	93.4
	750.00	019100	47.2
	775.00	000100	6.7
	775.00	017900	48.2
	800.00	000100	395.8
	800.00	002200	25.6
	800.00	012600	7.2
	800.00	016100	38.4
	800.00	016300	69.7
	800.00	017900	10.0
	800.00	019100	214.5
	818.00	019100	218.4
	850.00	000100	4.0
	850.00	019100	37.6
	900.00	000100	589.3
	900.00	016100	26.4
	900.00	016300	198.7

	900.00	018200	103.8
	900.00	019100	131.0
	900.00	068450	12.2
	937.36	000100	24.3
	950.00	000100	123.9
	1,000.00	000100	314.4
	1,000.00	002300	21.1
	1,000.00	010500	28.0
	1,000.00	016300	8.4
	1,000.00	016400	55.1
	1,010.00	000100	274.8
	1,100.00	000100	178.0
	1,100.00	017800	14.6
	1,100.00	019200	3.8
	1,200.00	000100	45.4
	1,200.00	002200	67.9
	1,200.00	016100	2.1
	1,200.00	017900	7.3
	1,800.00	012950	26.1
Wtd. Ave. Base & Total Tons	403.19		129,347.0

Other Red b/	500.00	012600	4.0
	550.00	059400	20.4
	600.00	000100	0.5
	800.00	012600	2.0
	950.00	012400	0.7
	1,000.00	000100	13.3
	1,000.00	012900	0.6
Wtd. Ave. Base & Total Tons	715.30		41.5

DISTRICT 12

RAISIN GRAPES			
Thompson Seedless	150.00	010000	101.7
	200.00	001000	302.5
	200.00	028650	530.6
	200.00	028970	21.9
	200.00	031950	20.9
Wtd. Ave. Base & Total Tons	194.80		977.6

TABLE GRAPES			
Black Monukka	200.00	001000	41.9
Wtd. Ave. Base & Total Tons	200.00		41.9

WINE GRAPES (WHITE)			
Burger *	175.00	003430	1,539.2
	190.00	022600	1,681.6
	200.00	022600	74.7
	200.00	022900	876.6
	200.00	022925	481.9
Wtd. Ave. Base & Total Tons	188.12		4,654.0

Chardonnay *	200.00	031950	101.7
	210.00	018102	818.0
	225.00	001900	135.5
	225.00	047460	138.2
	245.00	045900	658.7
	250.00	000100	368.8
	250.00	002000	457.8
	250.00	011700	876.2
	250.00	014100	2,711.7
	250.00	046100	458.8
	250.00	047460	99.6
	250.00	062820	96.2
	262.00	002000	6,977.9
	262.00	002200	5,912.8
	272.45	000100	634.8
	275.00	047460	249.3
	275.00	062820	491.3

TABLE 8: BASE PRICE PAID TO GROWERS FOR GRAPES CRUSHED AND DELIVERED TO CALIFORNIA PROCESSORS FROM THE 2004 CROP WITH BRIX FACTORS AND PURCHASED TONNAGE, BY TYPE, VARIETY, REPORTING DISTRICT WHERE GROWN, AND WEIGHTED AVERAGE BASE PRICE.

District, Type, and Variety	Base Price Per Ton	Brix Factors	Tons	District, Type, and Variety	Base Price Per Ton	Brix Factors	Tons
	Dollars	Code a/			Dollars	Code a/	
DISTRICT 12 (Cont'd.)							
Chardonnay * (Cont'd.)	300.00	000100	2,432.1		450.00	035560	353.3
	300.00	046100	359.5	Wtd. Ave. Base & Total Tons	316.45		6,700.2
	300.00	056754	946.0	Semillon	200.00	006300	19.7
	302.75	016100	112.6		450.00	033400	99.5
	325.00	002200	1,263.5		500.00	037120	468.0
	325.00	009800	5.0	Wtd. Ave. Base & Total Tons	481.46		587.2
	350.00	000100	1,419.4	Symphony	350.00	000100	24.7
	400.00	000100	6.1		400.00	013000	1.6
	450.00	000100	639.3	Wtd. Ave. Base & Total Tons	353.04		26.3
	450.00	042350	1,482.0	Viognier	245.00	001700	621.8
	450.00	046100	762.2		300.00	010000	6.6
	500.00	000100	1,081.3		380.00	016100	177.7
Wtd. Ave. Base & Total Tons	294.72		31,696.3		475.00	000100	125.4
Chenin Blanc	175.00	000100	589.2		500.00	059400	143.3
	192.37	000100	118.0	Wtd. Ave. Base & Total Tons	328.49		1,074.8
	225.00	001400	332.5	White Riesling *	400.00	000100	295.2
	250.00	000100	326.7	Wtd. Ave. Base & Total Tons	400.00		295.2
	250.00	030660	1,812.3	WINE GRAPES (RED)			
	300.00	032800	507.8	Aglianico	1,167.00	008000	26.5
	400.00	012600	68.5	Wtd. Ave. Base & Total Tons	1,167.00		26.5
Wtd. Ave. Base & Total Tons	243.70		3,755.0	Alvarelhao	1,000.00	000100	0.5
French Colombard	149.87	000100	132.1	Wtd. Ave. Base & Total Tons	1,000.00		0.5
	150.00	000100	11.4	Barbera	400.00	000100	10.4
	150.00	001500	1,266.6		450.00	056025	815.4
	200.00	001000	1,600.6	Wtd. Ave. Base & Total Tons	449.37		825.8
	200.00	001500	317.1	Cabernet Sauvignon	200.00	000100	590.0
	200.00	031950	20.2		200.00	031950	25.6
	200.00	035100	48.5		200.00	055950	99.8
	225.00	000100	168.9		200.00	069150	251.1
	225.00	001600	6,079.4		225.00	002400	1,646.0
	225.00	006500	103.9		233.00	002400	406.5
	225.00	032225	2,177.7		233.00	013500	833.2
	225.00	037120	1,748.1		250.00	000100	6,742.3
Wtd. Ave. Base & Total Tons	213.63		13,674.5		250.00	002400	1,428.4
Gewurztraminer	450.00	011900	345.6		250.00	046100	335.0
Wtd. Ave. Base & Total Tons	450.00		345.6		250.00	069150	611.7
Malvasia Bianca *	300.00	000100	3,282.0		280.00	017700	378.6
Wtd. Ave. Base & Total Tons	300.00		3,282.0		283.93	000100	294.1
Muscat Blanc *	500.00	036610	41.5		300.00	000100	570.8
Wtd. Ave. Base & Total Tons	500.00		41.5		300.00	010000	192.9
Muscat Orange	400.00	038600	67.4		350.00	000100	5,564.7
Wtd. Ave. Base & Total Tons	435.69		104.8		400.00	000100	295.8
Pinot Gris *	250.00	000100	69.1		400.00	002500	519.2
	400.00	000100	5,776.7		400.00	046100	266.4
	475.00	000100	416.1		400.00	046737	434.7
	475.00	001900	540.3		437.59	000100	1,287.4
	500.00	000100	222.6		500.00	000100	87.9
	525.00	038600	205.3		600.00	000100	35.6
	650.00	042350	333.3		750.00	009800	0.4
Wtd. Ave. Base & Total Tons	425.47		7,563.4		1,200.00	018200	2.0
Sauvignon Blanc	200.00	000100	824.2	Wtd. Ave. Base & Total Tons	294.14		22,900.1
	300.00	010000	7.0	Carignane	130.00	010000	30.4
	300.00	037000	379.6		200.00	000100	30.2
	300.00	037130	3,406.9		200.00	046100	1,438.8
	300.00	037350	385.1		200.00	046400	20.7
	339.48	000100	11.3		200.00	062800	65.3
	350.00	000100	264.8		250.00	006500	50.1
	350.00	010000	57.8	Wtd. Ave. Base & Total Tons	200.23		1,635.5
	354.00	012100	44.9				
	425.00	000100	754.2				
	425.00	042500	211.1				

TABLE 8: BASE PRICE PAID TO GROWERS FOR GRAPES CRUSHED AND DELIVERED TO CALIFORNIA PROCESSORS FROM THE 2004 CROP WITH BRIX FACTORS AND PURCHASED TONNAGE, BY TYPE, VARIETY, REPORTING DISTRICT WHERE GROWN, AND WEIGHTED AVERAGE BASE PRICE.

District, Type, and Variety	Base Price Per Ton	Brix Factors	Tons
	Dollars	Code a/	

District, Type, and Variety	Base Price Per Ton	Brix Factors	Tons
	Dollars	Code a/	

DISTRICT 12 (Cont'd.)

Counoise	988.00	008000	3.3
Wtd. Ave. Base & Total Tons	988.00		3.3
Dornfelder	300.00	014100	194.0
Wtd. Ave. Base & Total Tons	300.00		194.0
Freisa	2,157.00	012100	1.5
Wtd. Ave. Base & Total Tons	2,157.00		1.5
Grenache *	200.00	062500	0.6
	225.00	000100	229.7
	225.00	001400	3,977.1
	250.00	006500	227.6
	300.00	067620	1,829.6
	315.00	009800	6.8
	350.00	012100	16.2
	1,046.00	018200	10.9
	1,126.00	018200	10.1
Wtd. Ave. Base & Total Tons	250.93		6,308.6
Malbec	600.00	000100	60.5
Wtd. Ave. Base & Total Tons	600.00		60.5
Mataro *	600.00	064900	76.6
	819.00	018200	18.7
	1,003.00	018200	10.5
Wtd. Ave. Base & Total Tons	678.70		105.8
Merlot	165.00	002300	137.7
	250.00	062800	77.8
	300.00	000100	180.1
	300.00	014100	405.9
	350.00	000100	883.3
	350.00	014100	3,048.1
	350.00	055950	119.1
	380.00	015800	106.8
	390.00	002300	4,209.5
	400.00	000100	2,796.8
	400.00	002300	44.9
	400.00	002500	3,214.6
	400.00	012500	244.7
	400.00	046100	2,783.5
	450.00	000100	190.1
	450.00	009600	40.2
	450.00	014100	1,061.7
	450.00	056025	66.0
	450.00	068250	493.7
	453.00	002300	583.4
	475.00	015800	104.6
	479.99	000100	1,352.0
	487.50	000100	94.8
	500.00	000100	550.1
	675.00	062390	112.8
	1,350.00	016100	22.1
Wtd. Ave. Base & Total Tons	400.24		22,924.3
Mission	200.00	062500	0.8
Wtd. Ave. Base & Total Tons	200.00		0.8
Montepulciano	1,527.00	017900	76.0
Wtd. Ave. Base & Total Tons	1,527.00		76.0
Muscat Hamburg *	700.00	019200	57.6
Wtd. Ave. Base & Total Tons	700.00		57.6
Nebbiolo	4,286.00	018200	0.8
Wtd. Ave. Base & Total Tons	4,286.00		0.8

Petit Verdot	400.00	000100	646.6
	600.00	000100	46.2
	1,036.00	012100	9.3
Wtd. Ave. Base & Total Tons	421.58		702.1
Petite Sirah	400.00	000100	508.8
	450.00	000100	524.3
	600.00	000100	581.0
	700.00	002300	109.6
Wtd. Ave. Base & Total Tons	501.70		1,723.7
Pinot Noir	250.00	000100	32.2
	400.00	000100	704.0
	400.00	046100	76.5
	450.00	046100	381.2
	500.00	014100	626.0
Wtd. Ave. Base & Total Tons	442.22		1,819.9
Primitivo	400.00	000100	4.4
Wtd. Ave. Base & Total Tons	400.00		4.4
Rubired *	175.00	002100	1,936.8
	200.00	002100	316.2
	200.00	009750	1,033.1
	250.00	046100	810.0
Wtd. Ave. Base & Total Tons	198.07		4,096.1
Ruby Cabernet	200.00	000100	619.2
	200.00	062800	213.5
	225.00	000100	310.6
	225.00	002100	124.9
	225.00	002300	19.2
	250.00	000100	20.5
	250.00	002400	634.4
	250.00	046100	1,116.7
	300.00	000100	675.4
Wtd. Ave. Base & Total Tons	244.85		3,734.4
Sangiovese *	400.00	000100	4.4
Wtd. Ave. Base & Total Tons	400.00		4.4
Souzao	800.00	000100	7.7
	1,000.00	000100	1.0
Wtd. Ave. Base & Total Tons	822.99		8.7
Syrah *	165.00	002300	236.8
	200.00	000100	338.8
	250.00	000100	840.9
	250.00	002400	682.1
	250.00	069125	167.5
	280.00	017700	290.4
	300.00	000100	724.4
	300.00	010000	49.7
	300.00	012100	126.5
	300.00	062500	58.5
	350.00	000100	738.0
	350.00	016100	25.3
	400.00	000100	284.1
	400.00	014100	427.5
	500.00	012400	62.2
	600.00	000100	29.5
	600.00	062390	56.9
	1,881.00	018200	45.8
Wtd. Ave. Base & Total Tons	312.33		5,184.9
Tannat	400.00	000100	699.3
	576.00	012800	53.7
Wtd. Ave. Base & Total Tons	412.55		753.0

TABLE 8: BASE PRICE PAID TO GROWERS FOR GRAPES CRUSHED AND DELIVERED TO CALIFORNIA PROCESSORS FROM THE 2004 CROP WITH BRIX FACTORS AND PURCHASED TONNAGE, BY TYPE, VARIETY, REPORTING DISTRICT WHERE GROWN, AND WEIGHTED AVERAGE BASE PRICE.

District, Type, and Variety	Base Price Per Ton	Brix Factors	Tons
	Dollars	Code a/	

District, Type, and Variety	Base Price Per Ton	Brix Factors	Tons
	Dollars	Code a/	

DISTRICT 12 (Cont'd.)

Tempranillo *	250.00	002100	104.4
	800.00	000100	5.5
	1,000.00	000100	3.2
Wtd. Ave. Base & Total Tons	297.97		113.1
Tinta Cao	1,000.00	000100	0.5
Wtd. Ave. Base & Total Tons	1,000.00		0.5
Touriga Nacional *	1,000.00	000100	2.2
	1,176.00	012400	24.0
Wtd. Ave. Base & Total Tons	1,161.22		26.2
Zinfandel	200.00	004850	1,292.3
	200.00	069125	25.4
	225.00	000100	22.6
	250.00	000100	145.5
	250.00	004850	1,793.6
	265.00	003730	980.7
	267.98	000100	258.7
	275.00	004850	1,006.3
	275.00	006500	60.2
	300.00	000900	1,866.1
	300.00	032000	781.9
	325.00	001000	197.0
	325.00	026300	811.4
	350.00	001000	208.9
	350.00	002100	19.4
	350.00	004850	6,447.9
	350.00	023600	5,072.5
	350.00	026300	1,687.0
	350.00	026450	2,984.4
	350.00	026475	121.7
	350.00	026700	2,476.7
	350.00	028600	108.8
	350.00	028960	51.7
	375.00	000100	123.3
	375.00	005100	2,728.8
	400.00	023600	324.6
	400.00	026300	1,324.0
	500.00	000100	110.3
	650.00	066370	138.6
Wtd. Ave. Base & Total Tons	334.18		33,170.3
Other Red b/	851.00	012100	3.9
	1,085.00	012100	3.0
	1,289.00	012100	2.6
	1,839.00	016300	7.3
Wtd. Ave. Base & Total Tons	1,389.88		16.8

DISTRICT 13

RAISIN GRAPES

Dovine	200.00	001000	1,033.4
	200.00	004725	113.5
Wtd. Ave. Base & Total Tons	200.00		1,146.9
Fiesta	150.00	000100	467.0
	200.00	001000	33,660.0
	200.00	001600	379.3
	200.00	004725	3,107.5
	200.00	009800	359.3
	200.00	023400	326.6
	200.00	031950	3,437.0
Wtd. Ave. Base & Total Tons	199.44		41,736.7
Thompson Seedless	100.00	000100	49.9
	160.00	000100	963.5
	165.00	000100	153.9
	170.00	003525	1,974.4

	175.00	008100	243.0
	190.00	001000	551.7
	200.00	000100	6,078.2
	200.00	001000	267,893.1
	200.00	001100	33,901.7
	200.00	001600	11,366.0
	200.00	001900	19.4
	200.00	002100	627.6
	200.00	002300	90.0
	200.00	004725	31,086.9
	200.00	010000	4,082.7
	200.00	028650	64,241.4
	200.00	028960	494.4
	200.00	028970	30,477.6
	200.00	029100	363.6
	200.00	031950	62,935.2
	200.00	032225	34,679.6
	210.00	032225	1,572.8
	220.00	028650	436.7
	220.00	032225	1,161.1
	225.00	009800	551.5
	225.00	031950	843.3
	227.25	009800	64.0
Wtd. Ave. Base & Total Tons	199.94		556,903.2

TABLE GRAPES

Autumn Royal	200.00	031950	41.0
Wtd. Ave. Base & Total Tons	200.00		41.0
Black Monukka	150.00	019200	5.6
	200.00	062520	194.2
Wtd. Ave. Base & Total Tons	198.60		199.8
Flame Seedless *	200.00	001000	7.7
	200.00	023400	294.9
Wtd. Ave. Base & Total Tons	200.00		302.6
Malaga *	200.00	001000	249.4
	200.00	031950	51.3
	200.00	032225	53.2
Wtd. Ave. Base & Total Tons	200.00		353.9
Princess *	200.00	031950	18.9
Wtd. Ave. Base & Total Tons	200.00		18.9
Red Crimson *	200.00	031950	113.8
Wtd. Ave. Base & Total Tons	200.00		113.8
Ruby Seedless *	200.00	002100	279.1
	200.00	009600	118.9
	200.00	024300	179.2
	200.00	031950	36.2
	200.00	032225	304.1
	200.00	046100	23.2
	200.00	062800	74.4
Wtd. Ave. Base & Total Tons	200.00		1,015.1
Other Table b/	190.00	004725	338.1
	200.00	001000	13,253.5
	200.00	004725	14,159.2
Wtd. Ave. Base & Total Tons	199.88		27,750.8
WINE GRAPES (WHITE)			
Burger *	175.00	003430	31,798.1
Wtd. Ave. Base & Total Tons	175.00		31,798.1

TABLE 8: BASE PRICE PAID TO GROWERS FOR GRAPES CRUSHED AND DELIVERED TO CALIFORNIA PROCESSORS FROM THE 2004 CROP WITH BRIX FACTORS AND PURCHASED TONNAGE, BY TYPE, VARIETY, REPORTING DISTRICT WHERE GROWN, AND WEIGHTED AVERAGE BASE PRICE.

District, Type, and Variety	Base Price Per Ton	Brix Factors	Tons	District, Type, and Variety	Base Price Per Ton	Brix Factors	Tons	
	Dollars	Code a/			Dollars	Code a/		
DISTRICT 13 (Cont'd.)								
Chardonnay *	200.00	000100	108.2		225.00	000100	8.4	
	200.00	001700	1,765.9		225.00	001900	24.4	
	200.00	002000	4,495.5		225.00	032225	2,007.2	
	200.00	002100	609.6		230.00	010000	280.7	
	200.00	010800	248.5		235.00	032225	147.1	
	200.00	031950	37.2		250.00	010000	238.2	
	200.00	055950	1,814.7		Wtd. Ave. Base & Total Tons	198.70	169,448.5	
	225.00	010000	77.7		Malvasia Bianca *	300.00	012100	5.1
	250.00	000100	710.9			325.00	006500	71.9
	250.00	010000	249.8			375.00	000100	438.8
	250.00	014100	1,368.5			450.00	000100	2.1
	250.00	046100	2,601.6			475.00	068755	21.9
	255.00	015800	461.9			526.00	013000	5.2
	260.00	002300	23.6			575.00	013000	10.7
	260.00	010755	208.0			650.00	000100	2.3
	300.00	000100	13,822.0			850.00	000100	6.7
	300.00	009600	473.7		Wtd. Ave. Base & Total Tons	384.05	564.7	
	300.00	042350	111.3		Muscat Blanc *	250.00	037120	182.2
	300.00	046100	5,128.2			300.00	037000	60.0
	300.00	046737	341.2			300.00	037300	166.6
	300.00	046738	2,380.3			300.00	046100	418.1
	325.00	006500	71.7			325.00	009600	43.7
	325.00	046100	883.2			400.00	000100	4.5
	350.00	037825	51.9			400.00	006500	118.6
	350.00	046100	518.3			400.00	013000	7.9
	350.00	056025	901.8			400.00	037120	740.0
	400.00	034950	1,291.2			450.00	000100	219.3
425.00	002700	830.2			450.00	012100	77.5	
500.00	010200	5.3			500.00	000100	7.0	
Wtd. Ave. Base & Total Tons	279.35		41,591.9		600.00	000100	381.8	
					650.00	013000	23.6	
Chenin Blanc	175.00	001400	216.3	Wtd. Ave. Base & Total Tons	401.11		2,450.8	
	185.00	008645	391.3	Muscat Orange	400.00	000100	3.4	
	200.00	000100	995.2		400.00	013000	132.6	
	200.00	000800	25,009.7		500.00	000100	25.1	
	200.00	001400	3,355.3		750.00	000100	3.4	
	200.00	010000	64.9		855.00	012900	4.0	
	200.00	026100	483.6		900.00	018300	5.1	
	200.00	028800	519.4	Wtd. Ave. Base & Total Tons	446.49		173.6	
	200.00	028950	11,412.3	Muscat of Alexandria	150.00	000100	90.8	
	200.00	028980	828.9		170.00	037120	170.9	
	200.00	032500	1,335.2		175.00	037120	200.3	
	202.00	002300	11.9		200.00	046500	1,205.9	
	205.00	007600	1,476.2		250.00	037120	1,188.6	
	210.00	007600	698.0		250.00	042350	1,766.4	
	225.00	001600	584.3		265.62	042350	1,481.4	
	225.00	006500	136.1		275.00	000100	792.2	
	225.00	028950	701.4		300.00	010000	44.0	
Wtd. Ave. Base & Total Tons	200.80		48,220.0		300.00	045900	441.5	
					300.00	046400	12.7	
Emerald Riesling	315.00	006500	94.5		325.00	000100	42.4	
Wtd. Ave. Base & Total Tons	315.00		94.5		350.00	000100	1,215.4	
					350.00	001000	162.0	
French Colombard	100.00	000100	22.2		350.00	009400	64.0	
	135.00	031950	83.7		350.00	042350	4,809.1	
	145.00	032225	5,522.5		350.00	046400	321.7	
	185.00	007430	305.5		375.00	010000	14.9	
	190.00	004050	652.6		375.00	012400	0.8	
	195.00	004500	644.1		400.00	012600	34.5	
	200.00	000100	1,062.8		401.00	002300	41.6	
	200.00	001000	81,626.8		408.00	012600	86.8	
	200.00	001200	14,420.9		415.00	012600	30.7	
	200.00	002300	19.7		538.00	012400	97.9	
	200.00	010000	290.5		700.00	000100	4.7	
	200.00	014100	2,004.1	Wtd. Ave. Base & Total Tons	298.37		14,321.2	
	200.00	028800	2,459.1	Palomino *	200.00	000100	604.1	
	200.00	028950	1,519.7		200.00	001000	37.3	
	200.00	029100	1,643.9		200.00	001600	553.9	
	200.00	031950	3,884.3		200.00	006500	182.5	
	200.00	032100	736.4		200.00	008000	24.6	
	200.00	032110	986.5					
	200.00	032225	44,023.4					
	202.00	000100	502.0					
	205.00	007600	3,734.4					
	215.00	000100	597.4					

TABLE 8: BASE PRICE PAID TO GROWERS FOR GRAPES CRUSHED AND DELIVERED TO CALIFORNIA PROCESSORS FROM THE 2004 CROP WITH BRIX FACTORS AND PURCHASED TONNAGE, BY TYPE, VARIETY, REPORTING DISTRICT WHERE GROWN, AND WEIGHTED AVERAGE BASE PRICE.

District, Type, and Variety	Base Price Per Ton	Brix Factors	Tons	District, Type, and Variety	Base Price Per Ton	Brix Factors	Tons
	Dollars	Code a/			Dollars	Code a/	
DISTRICT 13 (Cont'd.)				Barbera	150.00	062800	237.7
Palomino * (Cont'd.)	200.00	009800	84.2		195.00	000100	458.8
	200.00	024300	316.2		200.00	000100	114.8
	200.00	028650	414.9		200.00	002100	1,569.0
	200.00	028990	670.2		200.00	002200	5,990.0
	200.00	032225	309.1		200.00	007800	2,359.6
	350.00	010000	3.3		200.00	009800	129.7
	385.00	000100	2.2		200.00	012600	222.4
Wtd. Ave. Base & Total Tons	200.28		3,202.5		200.00	045900	277.6
Sauvignon Blanc	300.00	010800	179.5		200.00	049000	1,715.7
	300.00	037000	382.9		200.00	046100	5,893.3
	350.00	001900	127.5		200.00	055950	523.3
	350.00	002700	482.8		200.00	062840	651.5
	350.00	006500	223.7		208.00	012600	190.7
	404.00	002300	12.7		215.00	046555	937.5
Wtd. Ave. Base & Total Tons	330.53		1,409.1	Wtd. Ave. Base & Total Tons	227.54		47,656.2
Semillon	220.00	009600	298.9	Cabernet Franc	208.00	010100	36.4
	275.33	032225	386.3				
	300.00	032225	877.1	Wtd. Ave. Base & Total Tons	208.00		36.4
	325.00	030350	145.4	Cabernet Sauvignon	200.00	000100	757.9
Wtd. Ave. Base & Total Tons	282.55		1,707.7		200.00	002200	3,451.7
Symphony	250.00	001600	348.5		200.00	002250	23.8
	265.10	002100	10.1		200.00	002400	832.6
	325.00	000100	684.8		200.00	012600	172.5
	325.00	001500	1,523.6		200.00	016400	8.8
	325.00	002700	586.3		200.00	045650	454.1
	325.00	045100	426.9		200.00	046100	464.3
	325.00	045650	134.2		200.00	069150	2,612.9
	375.00	014100	199.5		230.00	002300	47.9
	400.00	010800	204.4		250.00	000100	2,309.8
					250.00	006500	291.2
	Wtd. Ave. Base & Total Tons	324.65		4,118.3		290.07	046100
Viognier	300.00	010200	5.0		294.87	046100	421.2
	300.00	045900	185.5		300.00	002300	46.2
	313.00	016100	194.2		300.00	046100	1,810.4
	325.00	002300	11.5		300.00	046500	1,196.1
	375.00	000100	200.3		300.00	046559	18,715.2
	400.00	000100	104.0		325.00	010100	22.6
	400.00	009800	9.3		325.00	046100	807.9
	410.00	000100	176.0		350.00	046100	473.5
	425.00	000100	96.7		487.30	002100	102.2
	450.00	010000	112.5	Wtd. Ave. Base & Total Tons	273.48		36,280.6
	500.00	017700	8.1	Carignane	100.00	000100	20.2
	600.00	002300	47.7		135.00	031950	22.8
	650.00	006500	112.8		150.00	062800	1,500.3
	675.00	000100	0.6		200.00	000100	16.5
	1,200.00	000100	63.0		200.00	002100	2,518.1
	1,200.00	018200	1.0		200.00	002200	1,699.5
Wtd. Ave. Base & Total Tons	443.59		1,328.2		200.00	010000	15.0
Other White b/	200.00	001000	127.0		200.00	012600	167.1
	200.00	002300	16.6		200.00	046100	4,457.0
	200.00	031950	24.8		200.00	046555	466.8
	200.00	032225	227.6		200.00	055990	62.9
	Wtd. Ave. Base & Total Tons	200.00		396.0		200.00	062490
WINE GRAPES (RED)					200.00	062800	1,965.7
Aleatico	450.00	000100	0.5	Wtd. Ave. Base & Total Tons	195.41		13,264.9
	Wtd. Ave. Base & Total Tons	450.00	0.5	Carnelian	200.00	002200	105.1
Alicante Bouschet *	245.00	002300	91.2		200.00	046555	3,303.6
	250.00	056025	1,856.8	Wtd. Ave. Base & Total Tons	200.00		3,408.7
	325.00	000100	1.4	Centurian	200.00	012600	82.9
Wtd. Ave. Base & Total Tons	249.82		1,949.4		250.00	056025	1,069.3
				Wtd. Ave. Base & Total Tons	246.40		1,152.2

TABLE 8: BASE PRICE PAID TO GROWERS FOR GRAPES CRUSHED AND DELIVERED TO CALIFORNIA PROCESSORS FROM THE 2004 CROP WITH BRIX FACTORS AND PURCHASED TONNAGE, BY TYPE, VARIETY, REPORTING DISTRICT WHERE GROWN, AND WEIGHTED AVERAGE BASE PRICE.

District, Type, and Variety	Base Price Per Ton	Brix Factors	Tons	District, Type, and Variety	Base Price Per Ton	Brix Factors	Tons
	Dollars	Code a/			Dollars	Code a/	
DISTRICT 13 (Cont'd.)							
Gamay (Napa) *	175.00	000100	525.9	Wtd. Ave. Base & Total Tons	177.14		6,693.1
	302.50	001900	399.2	Muscat Hamburg *	850.00	000100	2.2
	1,200.00	009600	1.0	Wtd. Ave. Base & Total Tons	850.00		2.2
Wtd. Ave. Base & Total Tons	231.07		926.1	Petite Sirah	200.00	045910	62.9
Grenache *	200.00	000100	508.9		225.00	010100	100.0
	200.00	001000	45,587.1		330.00	002700	48.3
	200.00	001600	537.0		1,200.00	018200	0.5
	200.00	012600	126.9		1,500.00	000100	2.2
	200.00	019842	111.7	Wtd. Ave. Base & Total Tons	256.75		213.9
	200.00	026300	1,153.9	Pinot Noir	200.00	046100	2.7
	200.00	031950	142.2		250.00	002300	9.5
	200.00	032225	200.4		275.00	002100	36.1
	200.00	045650	3,872.8		275.00	010100	68.2
	205.00	015800	1,978.3	Wtd. Ave. Base & Total Tons	271.22		116.5
	210.00	000100	19.3	Royalty	200.00	002300	480.7
	233.00	002300	44.0		200.00	045900	186.2
	250.00	016100	71.0	Wtd. Ave. Base & Total Tons	200.00		666.9
	250.00	032225	5,842.6	Rubired *	100.00	000100	24.1
	325.00	012100	12.7		150.00	007440	581.0
	350.00	000100	1.0		150.00	009750	537.0
	400.00	000100	12.5		150.00	046400	787.6
	427.50	000100	51.4		200.00	000100	2,770.5
Wtd. Ave. Base & Total Tons	205.36		60,273.7		200.00	001000	241.4
Lagrein	200.00	001900	53.0		200.00	001900	1,482.6
Wtd. Ave. Base & Total Tons	200.00		53.0		200.00	002100	4,357.9
Mataro *	450.00	000100	0.5		200.00	002300	28,289.6
Wtd. Ave. Base & Total Tons	450.00		0.5		200.00	010100	529.0
Merlot	135.00	031950	4.6		200.00	012600	266.5
	200.00	000100	7.7		200.00	014100	1,016.7
	200.00	007800	587.4		200.00	015800	964.0
	250.00	000100	1,587.8		200.00	031950	4.9
	250.00	062480	77.0		200.00	036950	4,988.0
	250.00	062800	1,298.1		200.00	045650	983.1
	250.00	062840	83.6		200.00	046100	2,783.9
	250.00	066800	368.3		200.00	046400	1,146.4
	300.00	000100	3,186.8		200.00	046555	28,547.0
	300.00	002300	65.4		210.00	010100	74.9
	300.00	012600	79.6		210.00	012600	127.5
	300.00	045900	50.4		210.00	032225	277.9
	300.00	046100	124.2		212.10	012600	426.3
	300.00	046500	3,122.8		220.00	012600	99.9
	300.00	046559	8,042.2		225.00	010100	132.3
	300.00	055950	614.2		225.00	046100	867.9
	300.00	068250	199.3		225.00	056025	397.1
	305.00	015800	218.7		227.25	010100	70.8
	310.00	009240	312.5		250.00	000100	217.7
	325.00	002300	101.6		250.00	046100	22,992.6
	325.00	046100	4,465.5		250.00	046555	2,609.4
	339.00	002300	1,412.4		300.00	002000	688.1
	339.00	068250	1,008.9		300.00	046100	165.3
	350.00	000100	101.7		300.00	056025	1,195.8
	350.00	002300	184.8		325.20	002100	318.0
	350.00	014100	54.1	Wtd. Ave. Base & Total Tons	213.40		110,962.7
	350.00	046100	2,276.4	Ruby Cabernet	200.00	000100	501.6
	350.00	063825	50.5		200.00	012600	228.4
	350.00	068250	67.9		200.00	014100	584.5
	350.00	069150	43.4		200.00	045100	435.6
	358.00	056025	1,543.6		200.00	046400	40.6
	400.00	000100	1.5		200.00	062480	52.1
	400.00	002200	917.0		200.00	062800	495.5
	450.00	000100	2,973.3		225.00	002100	2,046.3
	495.00	000100	192.6		225.00	002300	4,667.6
	600.00	016300	26.6		225.00	006500	96.7
	1,200.00	000100	19.6		225.00	012600	424.6
Wtd. Ave. Base & Total Tons	322.87		35,472.0		225.00	056025	629.0
Mission	175.00	046555	6,157.9		230.00	012600	204.3
	200.00	002100	525.7		240.00	011560	771.1
	300.00	000100	9.5		250.00	000100	1,013.2

TABLE 8: BASE PRICE PAID TO GROWERS FOR GRAPES CRUSHED AND DELIVERED TO CALIFORNIA PROCESSORS FROM THE 2004 CROP WITH BRIX FACTORS AND PURCHASED TONNAGE, BY TYPE, VARIETY, REPORTING DISTRICT WHERE GROWN, AND WEIGHTED AVERAGE BASE PRICE.

District, Type, and Variety	Base Price Per Ton	Brix Factors	Tons	District, Type, and Variety	Base Price Per Ton	Brix Factors	Tons
	Dollars	Code a/			Dollars	Code a/	
DISTRICT 13 (Cont'd.)				Tempranillo *	249.44	056025	1,034.6
Ruby Cabernet (Cont'd.)	250.00	002100	556.2		435.00	016700	15.6
	250.00	002300	2,282.8		470.00	000100	19.7
	250.00	015800	183.9		800.00	017900	1.9
	250.00	017300	205.5	Wtd. Ave. Base & Total Tons	257.17		1,071.8
	250.00	042325	393.4	Tinta Cao	375.00	000100	11.6
	250.00	046100	12,001.6		625.00	000100	2.8
	250.00	046555	12,651.1	Wtd. Ave. Base & Total Tons	423.61		14.4
	250.00	062800	140.3	Tinta Madeira	200.00	000100	19.8
	252.50	000100	249.6		708.00	000100	50.1
	255.00	015800	1,150.6	Wtd. Ave. Base & Total Tons	564.10		69.9
	260.00	015800	130.6	Touriga Nacional *	200.00	000100	4.9
	277.75	018200	356.6		375.00	000100	8.4
	300.00	002700	331.1		664.40	000100	25.9
	300.00	046100	255.3	Wtd. Ave. Base & Total Tons	544.34		39.2
	310.00	000100	276.7	Zinfandel	100.00	005300	10.6
	350.00	056025	2,407.6		200.00	000100	14.6
Wtd. Ave. Base & Total Tons	249.54		45,764.0		200.00	023600	605.5
Salvador	200.00	000100	225.4		225.00	023600	10,163.0
Wtd. Ave. Base & Total Tons	200.00		225.4		250.00	004850	47.0
Sangiovese *	185.00	022450	923.8		250.00	023600	1,141.4
	200.00	002200	414.2		250.00	026200	979.0
	200.00	002500	11.5		275.00	006500	79.4
	200.00	010000	29.3		300.00	000100	847.9
	220.00	002300	97.2		300.00	000900	9,353.9
	325.00	010100	23.8		300.00	001000	189.6
Wtd. Ave. Base & Total Tons	194.04		1,499.8		300.00	004850	1,650.3
Souzao	800.00	000100	12.6		300.00	006300	336.6
Wtd. Ave. Base & Total Tons	800.00		12.6		305.00	006300	548.0
Syrah *	175.00	002300	238.0		310.00	006300	172.8
	200.00	002100	478.8		325.00	004850	808.7
	200.00	002300	1,017.3		340.00	003150	371.3
	200.00	014100	459.3		350.00	000800	6,760.5
	200.00	069125	677.0		350.00	001300	362.6
	225.00	002100	607.0		350.00	002530	29.6
	225.00	002200	10,378.5		350.00	004200	345.9
	225.00	012600	232.6		350.00	004850	4,587.5
	225.00	014100	194.2		350.00	023600	6,815.1
	225.00	045100	63.7		350.00	024300	726.4
	225.00	045910	316.9		350.00	024600	3,642.9
	225.00	055960	66.4		350.00	026200	1,424.2
	225.00	062480	567.9		350.00	026280	6,385.7
	225.00	062800	464.1		350.00	026300	11.2
	242.00	002300	42.9		358.00	003150	1,265.9
	250.00	000100	294.3		360.00	007425	171.4
	250.00	017700	188.3		375.00	000100	142.0
	250.00	032225	30.2		375.00	023600	227.9
	250.00	046100	1,690.5		400.00	002100	77.3
	260.00	056025	297.4		400.00	002300	71.0
	275.00	046100	879.5		425.00	000100	2.4
	280.00	016100	100.7		430.00	017700	30.7
	300.00	000100	85.3		450.00	010200	8.5
	300.00	010200	2.0		525.00	000100	9.7
	300.00	014100	848.9		650.00	000100	1.6
	300.00	046100	400.4	Wtd. Ave. Base & Total Tons	306.29		65,485.7
	300.00	046559	714.8	Other Red b/	135.00	031950	13.3
	325.00	010100	32.9		137.50	000100	128.7
	350.00	046100	801.3		137.50	010000	47.2
	400.00	000100	4.7		200.00	001600	106.4
	500.00	000100	6.6		200.00	002100	64.7
	700.00	000100	3.9		200.00	031950	57.0
	900.00	016300	2.0		450.00	000100	12.2
Wtd. Ave. Base & Total Tons	238.57		22,188.3	Wtd. Ave. Base & Total Tons	179.49		429.5
Tannat	200.00	001900	4.3				
	450.00	000100	0.5				
Wtd. Ave. Base & Total Tons	226.04		4.8				

TABLE 8: BASE PRICE PAID TO GROWERS FOR GRAPES CRUSHED AND DELIVERED TO CALIFORNIA PROCESSORS FROM THE 2004 CROP WITH BRIX FACTORS AND PURCHASED TONNAGE, BY TYPE, VARIETY, REPORTING DISTRICT WHERE GROWN, AND WEIGHTED AVERAGE BASE PRICE.

District, Type, and Variety	Base Price Per Ton	Brix Factors	Tons
	Dollars	Code a/	

District, Type, and Variety	Base Price Per Ton	Brix Factors	Tons
	Dollars	Code a/	

DISTRICT 14

RAISIN GRAPES

Dovine	200.00	001000	2,505.9
Wtd. Ave. Base & Total Tons	200.00		2,505.9
Fiesta	200.00	000100	266.5
	200.00	001000	1,117.9
	200.00	028970	492.6
	200.00	031950	1,834.4
Wtd. Ave. Base & Total Tons	200.00		3,711.4
Thompson Seedless	190.00	001000	2,489.8
	190.00	004725	821.0
	190.00	010000	210.7
	200.00	000100	15,412.0
	200.00	001000	435.7
	200.00	001100	9,031.4
	200.00	001900	317.1
	200.00	002100	4,027.4
	200.00	004725	28.8
	200.00	028970	12,716.2
	200.00	031950	1,409.7
Wtd. Ave. Base & Total Tons	199.25		46,899.8

TABLE GRAPES

Autumn Royal	200.00	000100	537.7
Wtd. Ave. Base & Total Tons	200.00		537.7
Calmeria	200.00	000100	152.7
Wtd. Ave. Base & Total Tons	200.00		152.7
Christmas Rose	200.00	000100	324.2
Wtd. Ave. Base & Total Tons	200.00		324.2
Emerald Seedless *	200.00	000100	721.8
	200.00	002100	27.7
Wtd. Ave. Base & Total Tons	200.00		749.5
Emperor	200.00	000100	59.8
Wtd. Ave. Base & Total Tons	200.00		59.8
Fantasy Seedless	200.00	000100	6.5
Wtd. Ave. Base & Total Tons	200.00		6.5
Flame Seedless *	200.00	000100	3,656.0
	200.00	031950	1,078.1
Wtd. Ave. Base & Total Tons	200.00		4,734.1
Italia *	200.00	000100	97.5
Wtd. Ave. Base & Total Tons	200.00		97.5
Princess *	200.00	000100	295.6
Wtd. Ave. Base & Total Tons	200.00		295.6
Red Crimson *	200.00	000100	7,277.6
	200.00	002100	187.3
Wtd. Ave. Base & Total Tons	200.00		7,464.9
Red Globe *	200.00	000100	5,781.7
	200.00	002100	1,309.0
	200.00	031950	88.1
Wtd. Ave. Base & Total Tons	200.00		7,178.8

Ribier	200.00	000100	1.6
Wtd. Ave. Base & Total Tons	200.00		1.6
Ruby Seedless *	200.00	000100	658.5
	200.00	002100	291.7
	200.00	024300	153.0
Wtd. Ave. Base & Total Tons	200.00		1,103.2
Other Table b/	190.00	001000	1,561.8
	190.00	004725	4,580.7
	200.00	000100	2,043.9
	200.00	001000	1,501.0
	200.00	002100	160.4
	200.00	004725	1,015.9
Wtd. Ave. Base & Total Tons	194.35		10,863.7

WINE GRAPES (WHITE)

Burger *	180.00	000100	2,872.9
Wtd. Ave. Base & Total Tons	180.00		2,872.9
Chardonnay *	200.00	000100	314.3
	200.00	002100	923.9
	200.00	062820	331.1
	227.25	016100	236.9
	250.00	000100	42.3
	250.00	012100	2,575.5
	250.00	014100	14,590.3
	250.00	037120	330.9
	250.00	046100	2,878.6
	265.00	012100	301.9
	300.00	002100	194.3
	300.00	046100	588.9
	500.00	000100	743.7
	700.00	000100	200.5
Wtd. Ave. Base & Total Tons	259.73		24,253.1
Chenin Blanc	190.00	000800	7,709.3
	200.00	000100	2,912.4
	200.00	000800	202.5
	200.00	001400	2,440.4
	200.00	005100	197.3
	200.00	028950	325.6
Wtd. Ave. Base & Total Tons	194.41		13,787.5
Emerald Riesling	275.00	007800	967.8
	350.00	007800	584.5
	350.00	010000	237.0
Wtd. Ave. Base & Total Tons	309.43		1,789.3
French Colombard	190.00	001000	8,243.9
	200.00	000100	3,476.9
	200.00	001000	882.8
	200.00	001200	11,089.6
	200.00	006500	311.0
	200.00	029200	344.4
	200.00	031950	891.4
	200.00	032225	3,979.7
	215.00	006500	562.2
Wtd. Ave. Base & Total Tons	197.52		29,781.9
Malvasia Bianca *	275.00	042350	111.5
	285.00	042350	27.8
Wtd. Ave. Base & Total Tons	277.00		139.3
Muscat Blanc *	400.00	002100	177.8
Wtd. Ave. Base & Total Tons	400.00		177.8

TABLE 8: BASE PRICE PAID TO GROWERS FOR GRAPES CRUSHED AND DELIVERED TO CALIFORNIA PROCESSORS FROM THE 2004 CROP WITH BRIX FACTORS AND PURCHASED TONNAGE, BY TYPE, VARIETY, REPORTING DISTRICT WHERE GROWN, AND WEIGHTED AVERAGE BASE PRICE.

District, Type, and Variety	Base Price Per Ton	Brix Factors	Tons	District, Type, and Variety	Base Price Per Ton	Brix Factors	Tons
	Dollars	Code a/			Dollars	Code a/	
DISTRICT 14 (Cont'd.)				Carignane	200.00	037120	647.9
Muscat of Alexandria	200.00	046500	176.9		200.00	046100	683.2
	275.00	000100	1,367.2	Wtd. Ave. Base & Total Tons	200.00		1,331.1
	300.00	014100	703.1	Carnelian	225.00	015800	827.0
	300.00	056025	555.4		250.00	028970	186.7
	325.00	000100	4,423.5		265.00	015800	437.8
	335.00	036950	1,867.2	Wtd. Ave. Base & Total Tons	240.28		1,451.5
	350.00	000100	814.8	Cinsaut *	200.00	001900	163.2
	350.00	001900	38.4				
	350.00	015800	1,778.6	Wtd. Ave. Base & Total Tons	200.00		163.2
	350.00	042350	1,503.9	Grenache *	200.00	000100	47.2
	350.00	046400	851.5		200.00	001000	542.6
	400.00	010000	47.3		200.00	001100	3,970.8
	400.00	015800	559.2		200.00	026300	230.2
	412.00	002100	547.1		250.00	028950	657.0
	415.00	000100	278.2	Wtd. Ave. Base & Total Tons	206.03		5,447.8
	415.00	012600	331.6	Malbec	300.00	000100	605.4
	415.00	015800	162.8				
	417.00	012600	148.3	Wtd. Ave. Base & Total Tons	300.00		605.4
	425.00	012600	200.8	Merlot	200.00	002200	18.1
Wtd. Ave. Base & Total Tons	338.31		16,355.8		300.00	002300	1,907.2
Pinot Gris *	400.00	014100	7,712.3		300.00	012600	75.4
	500.00	002100	175.3		300.00	015800	182.4
	650.00	000100	24.0		300.00	046100	234.5
	650.00	028950	226.3		325.00	046100	473.4
Wtd. Ave. Base & Total Tons	409.84		8,137.9		339.00	002300	1,170.9
Sauvignon Blanc	250.00	037300	416.0		339.00	068250	47.6
	400.00	000100	706.5		350.00	000100	4,377.0
Wtd. Ave. Base & Total Tons	344.41		1,122.5		350.00	046100	1,304.0
Semillon	350.00	014100	539.6		500.00	000100	608.3
Wtd. Ave. Base & Total Tons	350.00		539.6	Wtd. Ave. Base & Total Tons	344.55		10,398.8
Symphony	325.00	046100	893.6	Mission	175.00	046555	1,647.4
Wtd. Ave. Base & Total Tons	325.00		893.6				
Other White b/	200.00	000100	1,670.5	Wtd. Ave. Base & Total Tons	175.00		1,647.4
Wtd. Ave. Base & Total Tons	200.00		1,670.5	Petite Sirah	200.00	002200	104.3
WINE GRAPES (RED)							
Alicante Bouschet *	350.00	001900	326.0	Wtd. Ave. Base & Total Tons	200.00		104.3
Wtd. Ave. Base & Total Tons	350.00		326.0	Pinot Noir	175.00	000100	121.1
Barbera	190.00	002200	260.2				
	200.00	002200	432.0	Wtd. Ave. Base & Total Tons	175.00		121.1
	200.00	062800	145.6	Royalty	125.00	000100	128.6
Wtd. Ave. Base & Total Tons	196.89		837.8		190.00	002300	98.8
Cabernet Sauvignon	150.00	002400	3,234.4		200.00	046400	515.7
	190.00	002200	105.6	Wtd. Ave. Base & Total Tons	185.69		743.1
	200.00	000100	1,511.3	Rubired *	190.00	002300	9,554.5
	200.00	002200	18.3		200.00	000100	2,569.3
	200.00	002400	5,322.5		200.00	001900	3,405.0
	200.00	016100	1,315.9		200.00	002300	554.9
	200.00	045650	509.2		200.00	010100	778.1
	200.00	046100	797.4		200.00	014100	3,384.4
	200.00	069150	150.1		200.00	015800	611.5
	215.00	016100	149.7		200.00	045650	4,234.6
	220.00	012600	264.4		200.00	046100	501.6
	225.00	010000	22.0		200.00	046555	6,671.0
	225.00	012600	160.1		210.00	010100	556.0
	235.00	012600	820.3		210.00	012600	522.5
	250.00	014100	284.4		215.00	011860	597.9
Wtd. Ave. Base & Total Tons	192.65		14,665.6		215.00	015800	129.1
					225.00	010100	339.6
					250.00	046100	3,091.1
				Wtd. Ave. Base & Total Tons	202.38		37,501.1

TABLE 8: BASE PRICE PAID TO GROWERS FOR GRAPES CRUSHED AND DELIVERED TO CALIFORNIA PROCESSORS FROM THE 2004 CROP WITH BRIX FACTORS AND PURCHASED TONNAGE, BY TYPE, VARIETY, REPORTING DISTRICT WHERE GROWN, AND WEIGHTED AVERAGE BASE PRICE.

District, Type, and Variety	Base Price Per Ton	Brix Factors	Tons
	Dollars	Code a/	

District, Type, and Variety	Base Price Per Ton	Brix Factors	Tons
	Dollars	Code a/	

DISTRICT 14 (Cont'd.)

Ruby Cabernet	200.00	000100	1,397.8
	225.00	002100	3,273.4
	225.00	002300	699.6
	225.00	010000	71.0
	250.00	000100	5,922.6
	250.00	003236	485.2
	250.00	012600	260.3
	250.00	015800	5,175.5
	250.00	046100	896.5
	252.50	015800	474.8
	265.00	015800	395.1
	300.00	046100	100.3
Wtd. Ave. Base & Total Tons	241.71		19,152.1
Salvador	190.00	000100	229.6
	200.00	036950	1,872.9
Wtd. Ave. Base & Total Tons	198.91		2,102.5
Sangiovese *	80.00	000100	75.9
	200.00	062800	199.7
Wtd. Ave. Base & Total Tons	166.95		275.6
Syrah *	200.00	002300	215.0
	200.00	031950	20.7
	200.00	069125	394.0
	225.00	000100	264.0
	225.00	002200	668.1
	225.00	015800	236.3
	250.00	000100	460.8
	250.00	046100	304.0
	400.00	014100	3,653.0
Wtd. Ave. Base & Total Tons	328.39		6,215.9
Tannat	200.00	014100	422.8
	400.00	000100	163.1
Wtd. Ave. Base & Total Tons	255.68		585.9
Tempranillo *	275.00	015800	82.5
Wtd. Ave. Base & Total Tons	275.00		82.5
Zinfandel	225.00	024600	959.7
	275.00	004850	4,029.2
	300.00	004100	2,495.5
	300.00	004850	2,972.0
	350.00	000800	5,753.7
	350.00	004850	5,509.9
	350.00	022450	308.3
Wtd. Ave. Base & Total Tons	318.43		22,028.3
Other Red b/	200.00	000100	807.9
Wtd. Ave. Base & Total Tons	200.00		807.9

DISTRICT 15

WINE GRAPES (WHITE)

Chardonnay *	1,000.00	017900	1.5
Wtd. Ave. Base & Total Tons	1,000.00		1.5
Palomino *	250.00	000100	7.0
Wtd. Ave. Base & Total Tons	250.00		7.0
White Riesling *	800.00	000100	4.2
Wtd. Ave. Base & Total Tons	800.00		4.2

WINE GRAPES (RED)

Alicante Bouschet *	400.00	000100	3.6
Wtd. Ave. Base & Total Tons	400.00		3.6
Grenache *	300.00	000100	8.0
	400.00	000100	10.0
	800.00	016300	5.0
	1,000.00	017900	9.8
Wtd. Ave. Base & Total Tons	615.85		32.8
Mataro *	300.00	000100	3.0
Wtd. Ave. Base & Total Tons	300.00		3.0
Merlot	1,000.00	017900	5.7
Wtd. Ave. Base & Total Tons	1,000.00		5.7
Mission	250.00	000100	16.0
Wtd. Ave. Base & Total Tons	250.00		16.0
Syrah *	300.00	000100	38.8
	1,000.00	017900	17.2
Wtd. Ave. Base & Total Tons	515.00		56.0
Tempranillo *	500.00	002300	4.3
Wtd. Ave. Base & Total Tons	500.00		4.3
Zinfandel	500.00	000100	15.0
	700.00	000100	13.1
	750.00	000100	2.0
	1,000.00	000100	15.0
	1,200.00	016300	4.3
	1,200.00	019100	20.3
Wtd. Ave. Base & Total Tons	899.43		69.7

DISTRICT 16

RAISIN GRAPES

Thompson Seedless	200.00	002100	533.2
Wtd. Ave. Base & Total Tons	200.00		533.2
TABLEGRAPES Flame Seedless *	200.00	002100	2,845.3
Wtd. Ave. Base & Total Tons	200.00		2,845.3
Other Table b/	165.00	001000	1,049.0
	165.00	004725	409.7
Wtd. Ave. Base & Total Tons	165.00		1,458.7

WINE GRAPES (WHITE)

Chardonnay *	400.00	000100	15.0
	500.00	000100	3.9
	500.00	009600	6.0
	550.00	000100	4.2
	600.00	015800	12.7
	600.00	016100	30.9
	750.00	000100	3.5
	750.00	016100	8.1
	800.00	012400	17.4
	850.00	016100	7.6
	900.00	000100	7.6
	900.00	005100	6.3
	994.37	000100	1.8
	1,000.00	000100	7.1

TABLE 8: BASE PRICE PAID TO GROWERS FOR GRAPES CRUSHED AND DELIVERED TO CALIFORNIA PROCESSORS FROM THE 2004 CROP WITH BRIX FACTORS AND PURCHASED TONNAGE, BY TYPE, VARIETY, REPORTING DISTRICT WHERE GROWN, AND WEIGHTED AVERAGE BASE PRICE.

District, Type, and Variety	Base Price Per Ton	Brix Factors	Tons	District, Type, and Variety	Base Price Per Ton	Brix Factors	Tons
	Dollars	Code a/			Dollars	Code a/	
DISTRICT 16 (Cont'd.)				Barbera	600.00	000100	1.1
Chardonnay * (Cont'd.)	1,000.00	016100	13.0	Wtd. Ave. Base & Total Tons	600.00		1.1
Wtd. Ave. Base & Total Tons	709.17		145.1	Cabernet Franc	650.00	017900	1.5
Chenin Blanc	600.00	009400	4.6		850.00	016100	9.5
Wtd. Ave. Base & Total Tons	600.00		4.6		1,000.00	016100	4.4
Gewurztraminer	850.00	016100	7.7	Wtd. Ave. Base & Total Tons	873.38		15.4
Wtd. Ave. Base & Total Tons	850.00		7.7	Cabernet Sauvignon	400.00	000100	101.9
Muscat Blanc *	700.00	015800	6.2		400.00	016100	11.6
	750.00	009600	2.0		500.00	016100	9.1
	850.00	016100	7.8		557.33	016100	1.5
	890.00	016300	6.6		600.00	009600	4.5
	1,000.00	000100	4.6		600.00	016100	15.3
	1,000.00	010000	3.4		625.00	017200	2.3
	1,000.00	016100	1.0		650.00	000100	1.9
Wtd. Ave. Base & Total Tons	865.32		31.6		700.00	016300	13.2
Muscat Orange	754.28	017900	1.4		800.00	016100	17.6
Wtd. Ave. Base & Total Tons	754.28		1.4		800.00	018200	7.7
Pinot Gris *	1,200.00	012100	3.3		850.00	000100	3.4
Wtd. Ave. Base & Total Tons	1,200.00		3.3		900.00	000100	12.8
Roussanne	1,200.00	016100	11.5		900.00	012600	25.3
Wtd. Ave. Base & Total Tons	1,200.00		11.5		900.00	017900	3.7
Sauvignon Blanc	550.00	009600	2.3		957.11	000100	58.7
	700.00	000100	4.0		1,000.00	017900	3.0
	750.00	000100	1.2		1,000.00	018200	16.5
	750.00	012600	4.9		1,200.00	000100	7.3
	800.00	010000	8.0		1,200.00	016100	6.2
	890.00	010000	7.4		1,200.00	017900	3.8
	950.00	000100	1.1		1,200.00	019740	1.5
	1,000.00	010000	4.4		1,331.17	000100	2.2
	1,000.00	016100	2.0		1,500.00	016100	4.3
Wtd. Ave. Base & Total Tons	823.54		35.3	Wtd. Ave. Base & Total Tons	724.57		335.3
Semillon	625.00	011900	2.2	Carignane	450.00	016300	4.4
	700.00	012400	9.8		500.00	000100	9.3
Wtd. Ave. Base & Total Tons	686.25		12.0		900.00	000100	3.7
Viognier	500.00	016300	1.5		900.00	019100	1.9
	700.00	016300	6.3	Wtd. Ave. Base & Total Tons	604.66		19.3
	1,000.00	000100	1.1	Carmenere	1,365.98	000100	0.4
	1,000.00	016100	6.4	Wtd. Ave. Base & Total Tons	1,365.98		0.4
	1,040.00	016100	0.2	Cinsaut *	900.00	000100	9.6
	1,200.00	000100	14.1		1,000.00	016300	11.0
	1,200.00	016100	7.4	Wtd. Ave. Base & Total Tons	953.40		20.6
Wtd. Ave. Base & Total Tons	1,045.08		37.0	Gamay Beaujolais	700.00	006200	2.3
White Riesling *	550.00	006500	4.2	Wtd. Ave. Base & Total Tons	700.00		2.3
	750.00	011900	6.8	Grenache *	550.00	006200	2.3
	750.00	016100	1.9		1,000.00	016100	1.5
	830.00	009600	6.2		1,532.79	016300	0.8
	850.00	016100	13.6	Wtd. Ave. Base & Total Tons	867.66		4.6
	1,000.00	010000	9.1	Malbec	1,000.00	010000	1.2
Wtd. Ave. Base & Total Tons	828.73		41.8		1,000.00	016100	2.0
WINE GRAPES (RED)				Wtd. Ave. Base & Total Tons	1,000.00		3.2
Alicante Bouschet *	1,400.00	000100	1.9	Mataro *	500.00	012100	1.5
Wtd. Ave. Base & Total Tons	1,400.00		1.9	Wtd. Ave. Base & Total Tons	500.00		1.5
				Merlot	650.00	000100	1.4
					700.00	000100	1.8
					750.00	016300	2.8
					800.00	000100	4.0
					800.00	016100	7.5
					800.00	019000	19.3
					850.00	016100	21.6
					900.00	000100	3.9

TABLE 8: BASE PRICE PAID TO GROWERS FOR GRAPES CRUSHED AND DELIVERED TO CALIFORNIA PROCESSORS FROM THE 2004 CROP WITH BRIX FACTORS AND PURCHASED TONNAGE, BY TYPE, VARIETY, REPORTING DISTRICT WHERE GROWN, AND WEIGHTED AVERAGE BASE PRICE.

District, Type, and Variety	Base Price Per Ton	Brix Factors	Tons	District, Type, and Variety	Base Price Per Ton	Brix Factors	Tons
	Dollars	Code a/			Dollars	Code a/	
DISTRICT 16 (Cont'd.)							
Merlot (Cont'd.)	1,000.00	012100	5.8		400.00	000100	1,262.8
	1,100.00	016100	9.4		400.00	002000	49.0
	1,100.00	017900	10.0		400.00	002200	5,030.8
	1,200.00	016100	2.8		400.00	046100	89.3
	1,365.98	000100	2.4		450.00	000100	1,005.3
					450.00	012400	788.9
Wtd. Ave. Base & Total Tons	912.17		92.7		450.00	042350	282.7
					450.00	046100	1,234.9
Nebbiolo	900.00	016300	1.5		450.00	048700	215.3
					450.00	049500	202.2
Wtd. Ave. Base & Total Tons	900.00		1.5		450.00	067344	701.2
Petit Verdot	600.00	012100	3.3		500.00	000100	1,577.9
	1,000.00	017900	4.6		500.00	001900	53.0
					500.00	002000	305.1
Wtd. Ave. Base & Total Tons	832.91		7.9		500.00	002200	833.4
Petite Sirah	650.00	000100	7.0		500.00	002300	143.1
					500.00	002700	1,044.7
Wtd. Ave. Base & Total Tons	650.00		7.0		500.00	012100	2,045.5
Pinot Noir	900.00	005100	5.7		500.00	056752	217.6
					500.00	056754	144.3
Wtd. Ave. Base & Total Tons	900.00		5.7		500.00	056756	192.5
Sangiovese *	800.00	016100	17.2		513.81	066395	1,717.8
	900.00	016100	3.1		513.90	000100	93.5
	1,000.00	000100	7.2		514.00	012400	67.6
					525.00	049500	368.1
Wtd. Ave. Base & Total Tons	863.64		27.5		550.00	016300	154.3
Syrah *	600.00	000100	1.2		551.82	049500	270.3
	700.00	016100	5.8		552.30	049500	320.9
	700.00	016300	10.8		600.00	000100	387.3
	750.00	016300	3.6		600.00	046730	603.9
	750.00	017900	7.0		650.00	000100	299.7
	800.00	016300	6.5		729.00	016100	118.0
	800.00	018200	18.7		779.26	016100	110.2
	900.00	000100	1.1		800.00	000100	1,926.3
	1,000.00	017900	12.0		800.00	012300	103.4
	1,000.00	018200	13.9		800.00	012400	387.0
	1,035.00	016100	2.0		800.00	012500	730.5
	1,100.00	000100	3.0		800.00	016100	75.2
	1,200.00	017900	14.9		827.55	012400	900.9
	1,410.19	000100	1.4		900.00	012950	147.6
	1,500.00	016100	3.8		950.00	010100	25.3
	2,000.00	017900	7.0		1,000.00	016100	265.1
Wtd. Ave. Base & Total Tons	996.13		112.7	Wtd. Ave. Base & Total Tons	518.64		28,322.5
Tempranillo *	647.50	017900	0.8	Chenin Blanc	225.00	032225	343.5
	1,000.00	000100	4.4		300.00	000100	1,064.5
					325.00	001900	341.7
Wtd. Ave. Base & Total Tons	945.77		5.2		350.00	026280	368.5
Zinfandel	550.00	000100	2.1		350.00	032925	652.6
	700.00	000100	2.0		350.00	032928	552.2
	800.00	000100	8.7		356.64	000100	102.8
	800.00	016100	21.4		375.00	000100	316.1
	1,000.00	000100	17.2		375.00	016100	5.4
	1,200.00	000100	6.6		375.00	032825	199.1
	1,200.00	016300	4.2		380.00	000100	178.5
	1,700.00	019977	4.3		400.00	032825	130.9
Wtd. Ave. Base & Total Tons	963.98		66.5		425.00	007100	232.4
					450.00	007200	62.6
					500.00	006600	149.5
					550.00	007450	171.2
					600.00	000100	28.4
				Wtd. Ave. Base & Total Tons	351.70		4,899.9
				Gewurztraminer	550.00	000100	197.6
					700.00	009800	17.9
				Wtd. Ave. Base & Total Tons	562.46		215.5
				Muscat Blanc *	500.00	038600	24.9
					600.00	000100	91.2
				Wtd. Ave. Base & Total Tons	578.55		116.1
				Muscat Orange	600.00	012600	9.5
				Wtd. Ave. Base & Total Tons	600.00		9.5
DISTRICT 17							
WINE GRAPES (WHITE)							
Chardonnay *	300.00	002000	442.6				
	300.00	062820	383.5				
	300.00	066600	130.4				
	300.00	066800	508.6				
	350.00	002200	109.5				
	350.00	009600	8.1				
	350.00	066395	247.4				

TABLE 8: BASE PRICE PAID TO GROWERS FOR GRAPES CRUSHED AND DELIVERED TO CALIFORNIA PROCESSORS FROM THE 2004 CROP WITH BRIX FACTORS AND PURCHASED TONNAGE, BY TYPE, VARIETY, REPORTING DISTRICT WHERE GROWN, AND WEIGHTED AVERAGE BASE PRICE.

District, Type, and Variety	Base Price Per Ton	Brix Factors	Tons
	Dollars	Code a/	

District, Type, and Variety	Base Price Per Ton	Brix Factors	Tons
	Dollars	Code a/	

DISTRICT 17 (Cont'd.)

WINE GRAPES (RED)

Pinot Blanc	550.00	006500	18.8
Wtd. Ave. Base & Total Tons	550.00		18.8
Pinot Gris *	500.00	000100	191.4
	525.00	038600	240.9
	550.00	000100	543.6
	550.00	001700	136.5
	550.00	046250	99.0
	600.00	000100	463.2
	600.00	006500	24.3
	600.00	012100	587.6
	650.00	000100	4,356.6
	650.00	009800	76.4
	650.00	011200	507.0
	675.00	009600	14.3
	750.00	011400	139.1
	785.00	012600	38.7
	820.00	012400	22.4
	850.00	000100	42.9
	900.00	000100	140.8
Wtd. Ave. Base & Total Tons	633.81		7,624.7
Sauvignon Blanc	350.00	001400	73.1
	350.00	056025	51.7
	400.00	037522	111.1
	450.00	037522	1,417.9
	459.00	037522	123.4
	500.00	000100	2,015.5
	500.00	011100	95.0
	500.00	032225	391.9
	500.00	033245	1,699.6
	500.00	035275	93.8
	500.00	035560	176.7
	500.00	037522	2,611.5
	508.75	056025	164.6
	550.00	000100	171.1
	550.00	035275	1,482.4
	725.00	006800	25.3
	750.00	000100	342.7
	800.00	000100	8.2
Wtd. Ave. Base & Total Tons	506.53		11,055.5
Semillon	200.00	037120	27.8
	400.00	037520	97.0
	400.00	037522	439.3
	450.00	035275	78.0
	450.00	037520	222.8
Wtd. Ave. Base & Total Tons	410.96		864.9
Symphony	350.00	000100	25.6
	350.00	032225	1,021.3
	400.00	000100	19.7
	400.00	001700	419.3
Wtd. Ave. Base & Total Tons	364.77		1,485.9
Verdelho	800.00	012400	8.7
Wtd. Ave. Base & Total Tons	800.00		8.7
Viognier	600.00	016300	145.0
	650.00	069270	107.3
	650.00	069524	208.6
	700.00	002300	18.7
	900.00	000100	38.1
	1,000.00	000100	2.2
	1,200.00	017400	42.7
Wtd. Ave. Base & Total Tons	698.82		562.6
Other White b/	800.00	008000	8.7
Wtd. Ave. Base & Total Tons	800.00		8.7

Alicante Bouschet *	1,000.00	000100	50.5
Wtd. Ave. Base & Total Tons	1,000.00		50.5
Cabernet Franc	1,600.00	018200	5.8
Wtd. Ave. Base & Total Tons	1,600.00		5.8
Cabernet Sauvignon	250.00	000100	646.4
	250.00	002500	322.5
	350.00	059400	26.2
	450.00	068769	32.3
	475.00	017900	304.7
	550.00	000100	409.7
	600.00	059400	519.3
	750.00	016300	95.6
Wtd. Ave. Base & Total Tons	432.50		2,356.7
Gamay (Napa) *	200.00	008640	82.4
	350.00	000100	146.0
Wtd. Ave. Base & Total Tons	295.88		228.4
Grenache *	800.00	012300	92.9
	1,000.00	000100	27.3
Wtd. Ave. Base & Total Tons	845.42		120.2
Merlot	350.00	002693	20.3
	400.00	068250	275.8
	450.00	068250	180.6
	500.00	000100	418.0
	500.00	012100	390.7
	500.00	017700	108.2
	500.00	056025	178.8
	500.00	068250	241.4
	500.00	068447	234.9
	525.00	059400	452.0
	550.00	002100	157.4
	550.00	012100	2,241.1
	558.37	068769	128.7
	562.33	000100	97.1
	575.00	007800	318.8
	600.00	000100	48.4
	600.00	017900	20.3
	600.00	059400	297.6
	650.00	016300	263.1
	650.00	017900	422.8
	700.00	012100	476.1
	700.00	017500	47.6
	750.00	018300	90.4
	900.00	016300	53.5
Wtd. Ave. Base & Total Tons	558.25		7,163.6
Petit Verdot	1,600.00	018200	5.8
Wtd. Ave. Base & Total Tons	1,600.00		5.8
Petite Sirah	475.00	068755	41.6
	500.00	018534	49.9
	550.00	032225	53.2
	600.00	000100	41.4
	600.00	018200	49.9
	620.00	063020	489.6
	650.00	016300	3.0
	700.00	016300	75.7
	774.36	000100	76.8
	800.00	000100	2.5
	800.00	016300	419.7
	850.00	000100	5.3
	900.00	016300	94.2
	900.00	018200	101.5
	1,000.00	000100	37.9
	1,050.00	012800	3.3
	1,181.81	000100	23.2
	1,200.00	012400	1.0

TABLE 8: BASE PRICE PAID TO GROWERS FOR GRAPES CRUSHED AND DELIVERED TO CALIFORNIA PROCESSORS FROM THE 2004 CROP WITH BRIX FACTORS AND PURCHASED TONNAGE, BY TYPE, VARIETY, REPORTING DISTRICT WHERE GROWN, AND WEIGHTED AVERAGE BASE PRICE.

District, Type, and Variety	Base Price Per Ton	Brix Factors	Tons
	Dollars	Code a/	

District, Type, and Variety	Base Price Per Ton	Brix Factors	Tons
	Dollars	Code a/	

DISTRICT 17 (Cont'd.)

Petite Sirah (Cont'd.)	1,250.00	069540	2.6
	1,500.00	000100	3.3
	1,675.54	000100	454.8
	2,400.00	012900	23.0
Wtd. Ave. Base & Total Tons	954.77		2,053.4
Pinot Noir	600.00	000100	1,952.0
Wtd. Ave. Base & Total Tons	600.00		1,952.0
Sangiovese *	275.00	012100	28.3
Wtd. Ave. Base & Total Tons	275.00		28.3
Syrah *	600.00	000100	499.5
	600.00	059400	305.8
	700.00	000100	125.7
	800.00	000100	364.5
	1,600.00	000100	8.6
Wtd. Ave. Base & Total Tons	672.13		1,304.1

Zinfandel	250.00	005100	488.7
	300.00	022450	488.5
	350.00	001200	142.6
	350.00	004850	839.9
	350.00	026200	655.0
	435.00	000100	537.7
	500.00	004030	824.2
	850.00	012900	10.1
	1,200.00	000100	5.7
Wtd. Ave. Base & Total Tons	376.53		3,992.4
Other Red b/	400.00	064900	2.3
	500.00	010300	9.8
Wtd. Ave. Base & Total Tons	480.99		12.1

* Synonyms for variety names are shown on Page 5.
a/ See code descriptions in Table 8-Supplement:2004 Brix Adjustment Factors.
b/ Other categories include minor and mixed varieties.

TABLE 8 - SUPPLEMENT: 2004 BRIX ADJUSTMENT FACTORS

The following Brix adjustment factors are on a per degree Brix basis and are normally calculated to a tenth of a degree, and are cumulative unless otherwise indicated. Most processors, however, indicate maximum and/or minimum Brix acceptance limits. Grapes testing above or below these limits may be subject to price renegotiation, acceptance for use other than for table wine, or rejection by the processors. Discounts for high sugar apply to both base price and bonus unless otherwise stated. There are factors other than Brix, such as material other than grapes (MOG), defects, weight loss in late harvest grapes, and sugar/acid ratios that affect grape prices. These were not considered in this presentation, unless otherwise stated, but were considered in arriving at weighted average prices.

<u>Category</u>	<u>Code</u>	<u>Description</u>	<u>Category</u>	<u>Code</u>	<u>Description</u>
PREMIUM OR PEN	000100	No max. or min.		006450	Acceptable limits 19-22.5
	000600	Min. acceptance 15		006500	Acceptable limits 19-23
	000800	Min. acceptance 16		006600	Acceptable limits 19-24
	000900	Min. acceptance 16.5		006800	Acceptable limits 19-25
	001000	Min. acceptance 17		006975	Acceptable limits 19.4-23
	001100	Min. acceptance 17.5		007100	Acceptable limits 19.5-22
	001200	Min. acceptance 18		007200	Acceptable limits 19.5-22.5
	001300	Min. acceptance 18.5		007250	Acceptable limits 19.5-23.0
	001400	Min. acceptance 19		007425	Acceptable limits 19.6-20.8
	001450	Min. acceptance 19.2		007430	Acceptable limits 19.6-22.1
	001451	Min. acceptance 19.3		007440	Acceptable limits 19.7-25.8
	001500	Min. acceptance 19.5		007450	Acceptable limits 19.8-21
	001600	Min. acceptance 20		007600	Acceptable limits 20-21
	001601	Min. acceptance 20.1		007800	Acceptable limits 20-22
	001700	Min. acceptance 20.5		008000	Acceptable limits 20-23
	001900	Min. acceptance 21		008100	Acceptable limits 20-23.5
	002000	Min. acceptance 21.5		008200	Acceptable limits 20-24
	002100	Min. acceptance 22		008400	Acceptable limits 20-25
	002200	Min. acceptance 22.5		008500	Acceptable limits 20-26
	002250	Min. acceptance 22.8		008550	Acceptable limits 20-27
	002300	Min. acceptance 23		008615	Acceptable limits 20-29
	002400	Min. acceptance 23.5		008630	Acceptable limits 20-30
	002425	Min. acceptance 23.7		008640	Acceptable limits 20.3-22.4
	002450	Min. acceptance 23.8		008645	Acceptable limits 20.3-22.7
	002500	Min. acceptance 24		008660	Acceptable limits 20.4-23.4
	002525	Min. acceptance 24.3		008800	Acceptable limits 20.5-22.5
	002530	Min. acceptance 24.4		008900	Acceptable limits 20.5-23
	002550	Min. acceptance 24.5		009000	Acceptable limits 20.5-23.5
	002559	Min. acceptance 24.6		009240	Acceptable limits 20.6-25.9
	002600	Min. acceptance 25		009260	Acceptable limits 20.8-25.7
	002685	Min. acceptance 26.5		009400	Acceptable limits 21-22
	002687	Min. acceptance 27.0		009600	Acceptable limits 21-23
	002690	Min. acceptance 28.0		009700	Acceptable limits 21-23.5
	002693	Min. acceptance 29.6		009750	Acceptable limits 21-23.9
	002700	Max. acceptance 30		009800	Acceptable limits 21-24
	002875	Max. acceptance 23.0		009900	Acceptable limits 21-24.5
	002880	Max. acceptance 23.3		010000	Acceptable limits 21-25
	002900	Max. acceptance 24.5		010050	Acceptable limits 21-25.5
	002905	Max. acceptance 25.0		010100	Acceptable limits 21-26
	003075	Acceptable limits 11-21.6		010200	Acceptable limits 21-27
	003150	Acceptable limits 13-21.5		010300	Acceptable limits 21-28
	003236	Acceptable limits 14-26.1		010325	Acceptable limits 21-28.2
	003430	Acceptable limits 15-30		010330	Acceptable limits 21-28.5
	003475	Acceptable limits 15.5-18.9		010500	Acceptable limits 21-30
	003525	Acceptable limits 15.8-24.6		010640	Acceptable limits 21.2-22.6
	003560	Acceptable limits 16-19		010660	Acceptable limits 21.2-25.4
	003600	Acceptable limits 16-20		010750	Acceptable limits 21.4-22.3
	003650	Acceptable limits 16-22		010755	Acceptable limits 21.4-23.8
	003680	Acceptable limits 16-23.4		010800	Acceptable limits 21.5-22.5
	003720	Acceptable limits 16.2-19.8		010900	Acceptable limits 21.5-23
	003730	Acceptable limits 16.2-21.5		010999	Acceptable limits 21.5-23.2
	004030	Acceptable limits 16.5-22		011100	Acceptable limits 21.5-23.5
	004050	Acceptable limits 16.9-23.2		011170	Acceptable limits 21.5-23.7
	004100	Acceptable limits 17-19		011200	Acceptable limits 21.5-24
	004200	Acceptable limits 17-20		011300	Acceptable limits 21.5-24.5
	004500	Acceptable limits 17-21		011400	Acceptable limits 21.5-25
	004501	Acceptable limits 17-21.1		011510	Acceptable limits 21.5-25.5
	004700	Acceptable limits 17-22.5		011550	Acceptable limits 21.5-26
	004725	Acceptable limits 17-23		011560	Acceptable limits 21.5-26.8
	004790	Acceptable limits 17.2-23.9		011570	Acceptable limits 21.5-27
	004795	Acceptable limits 17.5-18		011625	Acceptable limits 21.6-26.5
	004850	Acceptable limits 17.5-20		011690	Acceptable limits 21.7-23.2
	004930	Acceptable limits 17.5-22		011700	Acceptable limits 21.7-24
	004962	Acceptable limits 17.8-21.3		011860	Acceptable limits 21.9-25.0
	004963	Acceptable limits 17.9-19.3		011900	Acceptable limits 22-23
	005100	Acceptable limits 18-20		012000	Acceptable limits 22-23.5
	005110	Acceptable limits 18-20.8		012100	Acceptable limits 22-24
	005200	Acceptable limits 18-21		012300	Acceptable limits 22-24.5
	005300	Acceptable limits 18-22		012400	Acceptable limits 22-25
	005400	Acceptable limits 18-23		012500	Acceptable limits 22-25.5
	005500	Acceptable limits 18-24		012600	Acceptable limits 22-26
	005700	Acceptable limits 18-25		012700	Acceptable limits 22-26.5
	006045	Acceptable limits 18.5-22		012800	Acceptable limits 22-27
	006070	Acceptable limits 18.5-23.5		012900	Acceptable limits 22-28
	006160	Acceptable limits 18-32		012950	Acceptable limits 22-29
	006200	Acceptable limits 19-20		013000	Acceptable limits 22-30
	006300	Acceptable limits 19-21		013225	Acceptable limits 22.1-26.3
	006400	Acceptable limits 19-22		013500	Acceptable limits 22.5-23.5

TABLE 8 - SUPPLEMENT: 2004 BRIX ADJUSTMENT FACTORS

The following Brix adjustment factors are on a per degree Brix basis and are normally calculated to a tenth of a degree, and are cumulative unless otherwise indicated. Most processors, however, indicate maximum and/or minimum Brix acceptance limits. Grapes testing above or below these limits may be subject to price renegotiation, acceptance for use other than for table wine, or rejection by the processors. Discounts for high sugar apply to both base price and bonus unless otherwise stated. There are factors other than Brix, such as material other than grapes (MOG), defects, weight loss in late harvest grapes, and sugar/acid ratios that affect grape prices. These were not considered in this presentation, unless otherwise stated, but were considered in arriving at weighted average prices.

Category	Code	Description	Category	Code	Description
PREMIUM OR PEN (Cont'd.)	013700	Acceptable limits 22.5-24		019000	Acceptable limits 25-27
	014100	Acceptable limits 22.5-24.5		019050	Acceptable limits 25-27.5
	014500	Acceptable limits 22.5-25		019100	Acceptable limits 25-28
	014800	Acceptable limits 22.5-25.5		019110	Acceptable limits 25-28.8
	015000	Acceptable limits 22.5-26		019150	Acceptable limits 25-29
	015050	Acceptable limits 22.5-26.5		019200	Acceptable limits 25-30
	015100	Acceptable limits 22.5-27		019250	Acceptable limits 25-31
	015150	Acceptable limits 22.5-28		019300	Acceptable limits 25-32
	015210	Acceptable limits 22.5-32		019400	Acceptable limits 25-35
	015244	Acceptable limits 22.6-26.1		019448	Acceptable limits 25.3-26.3
	015245	Acceptable limits 22.7-23.1		019449	Acceptable limits 25.4-25.7
	015250	Acceptable limits 22.8-23.5		019451	Acceptable limits 25.5-28
	015410	Acceptable limits 22.8-25.0		019452	Acceptable limits 25.5-27
	015500	Acceptable limits 22.8-25.5		019454	Acceptable limits 26-26.5
	015800	Acceptable limits 23-24		019455	Acceptable limits 26-27.5
	015900	Acceptable limits 23-24.5		019460	Acceptable limits 26-29
	016100	Acceptable limits 23-25		019470	Acceptable limits 26-30
	016200	Acceptable limits 23-25.5		019490	Acceptable limits 26-28
	016300	Acceptable limits 23-26		019650	Acceptable limits 26-35
	016350	Acceptable limits 23.0-26.5		019725	Acceptable limits 26.1-27.2
	016400	Acceptable limits 23-27		019730	Acceptable limits 27-29
	016450	Acceptable limits 23-27.5		019740	Acceptable limits 27-30
	016455	Acceptable limits 23-27.6		019745	Acceptable limits 27-31
	016500	Acceptable limits 23-28		019840	Acceptable limits 27.6-28.9
	016600	Acceptable limits 23-29		019842	Acceptable limits 27.6-30.6
	016650	Acceptable limits 23-29.5		019844	Acceptable limits 27.9-28
	016700	Acceptable limits 23-30		019915	Acceptable limits 28-34
	016800	Acceptable limits 23-32		019920	Acceptable limits 28-35
	017000	Acceptable limits 23-36		019934	Acceptable limits 29.3-29.8
	017005	Acceptable limits 23.1-23.6		019960	Acceptable limits 31-35
	017010	Acceptable limits 23.1-25.5		019963	Acceptable limits 31-38
	017100	Acceptable limits 23.5-24.5		019977	Acceptable limits 32-38
	017200	Acceptable limits 23.5-25		019980	Acceptable limits 30-40
	017300	Acceptable limits 23.5-25.5		020000	Acceptable limits 32-40
	017400	Acceptable limits 23.5-26		020030	Acceptable limits 33-38
	017500	Acceptable limits 23.5-26.5		020100	Acceptable limits 35-45
	017520	Acceptable limits 23.5-27		020120	Acceptable limits 35-50
	017522	Acceptable limits 23.5-27.5		020190	Acceptable limits 36-39
	017523	Acceptable limits 27.5		020220	Acceptable limits 37-42
	017525	Acceptable limits 23.5-28	16 BRIX	022450	No premium; -10% below
	017526	Acceptable limits 23.5-28.5		022600	No premium; -10%, min. 15
	017527	Acceptable limits 23.5-29		022900	No premium; -15%, min. 15
	017528	Acceptable limits 23.5-30		022925	No premium; -15% below, acceptable limits 15-30
	017537	Acceptable limits 23.8-24.2	16-19 BRIX	022950	No premium; -10% above or below, acceptable limits 15-19.5
	017538	Acceptable limits 23.7-25.7			
	017570	Acceptable limits 23.8-25.5		023000	No premium; -10% above or below, acceptable limits 15-20
	017575	Acceptable limits 23.8-30.5			
	017700	Acceptable limits 24-25	16.5 BRIX	023400	No premium; -5%, min. 15
	017800	Acceptable limits 24-25.5		023600	No premium; -10% below
	017900	Acceptable limits 24-26	17 BRIX	024300	No premium; -10% below
	018100	Acceptable limits 24-26.5		024600	No premium; -10%, min. 16
	018102	Acceptable limits 24-26.7	17-19 BRIX	025000	No premium; -10% above or below, acceptable limits 16-20
	018200	Acceptable limits 24-27			
	018202	Acceptable limits 24-27.2	17.6-19.6 BRIX	026075	No premium; -10% above or below, acceptable limits 17-21
	018250	Acceptable limits 24-27.5			
	018300	Acceptable limits 24-28	18 BRIX	026100	No premium; -5%, min. 17
	018325	Acceptable limits 24-28.7		026200	No premium; -10%
	018350	Acceptable limits 24-29		026280	No premium; -10% below, min. 16
	018400	Acceptable limits 24-30		026300	No premium; -10%, min. 17
	018500	Acceptable limits 24-34		026330	No premium; -10% below, min. 17.5
	018510	Acceptable limits 24-35	18-20 BRIX	026450	No premium; -10% below, min. 17
	018532	Acceptable limits 24.1-24.7		026475	No premium; -10% below, acceptable limits 17-20
	018534	Acceptable limits 24.1-26.3		026700	No premium; -15% above, max. 21
	018535	Acceptable limits 24.1-26.4	18-21 BRIX	027200	No premium; -15% above or below, acceptable limits 17-22
	018537	Acceptable limits 24.2-24.4			
	018538	Acceptable limits 24.2-24.5	18.5 BRIX	028600	No premium; -10%
	018539	Acceptable limits 24.3-28		028650	No premium; -10% below
	018540	Acceptable limits 24.4-26.5	19 BRIX	028800	No premium; -5%
	018580	Acceptable limits 24.5-25.5		028950	No premium; -10% below
	018590	Acceptable limits 24.5-25.7		028960	No premium; -10% below, min. 17
	018600	Acceptable limits 24.5-26		028970	No premium; -10% below, min. 17.5
	018700	Acceptable limits 24.5-26.5		028980	No premium; -10% below, acceptable limits 18-30
	018800	Acceptable limits 24.5-27		028990	No premium; -5%, min. 18
	018850	Acceptable limits 24.5-28		029100	No premium; -10%, min. 18
	018920	Acceptable limits 24.5-32		029200	No premium; -15%, min. 18
	018935	Acceptable limits 24.8-27	19-22 BRIX	029810	No premium; -20% above or below, acceptable limits 18-26
	018950	Acceptable limits 24.9-25.6			
	018970	Acceptable limits 25-26			

TABLE 8 - SUPPLEMENT: 2004 BRIX ADJUSTMENT FACTORS

The following Brix adjustment factors are on a per degree Brix basis and are normally calculated to a tenth of a degree, and are cumulative unless otherwise indicated. Most processors, however, indicate maximum and/or minimum Brix acceptance limits. Grapes testing above or below these limits may be subject to price renegotiation, acceptance for use other than for table wine, or rejection by the processors. Discounts for high sugar apply to both base price and bonus unless otherwise stated. There are factors other than Brix, such as material other than grapes (MOG), defects, weight loss in late harvest grapes, and sugar/acid ratios that affect grape prices. These were not considered in this presentation, unless otherwise stated, but were considered in arriving at weighted average prices.

Category	Code	Description	Category	Code	Description
19-23 BRIX	030010	No premium; -20% above or below, acceptable limits 18-24	22-23.5 BRIX	047850	No premium; -15% below, -6% above, acceptable limits 21-24
19.5 BRIX	030350	No premium; -10% below	22-24 BRIX	048700	No premium; -10% below, min. 20
19.5-20.5 BRIX	030653	No premium; -15% below, acceptable limits 19-23		049100	No premium; -10% above or below
	030660	-10% below, +10% above, max. 21.5		049400	No premium; -10% above or below, acceptable limits 21-25
20 BRIX	031950	No premium; -5% below		049500	No premium; -10% above or below, acceptable limits 21.5-24.5
	032000	No premium; -5%, min. 18		050500	No premium; -20% above or below, acceptable limits 20-30
	032100	No premium; -5%, min. 19		050600	No premium; -20% above or below, acceptable limits 21-25
	032110	No premium; -5% below min. 19.5	22-24.5 BRIX	051910	No premium; -15% above or below
	032225	No premium; -10% below		052050	No premium; -20% above or below, acceptable limits 21-25.5
	032500	No premium; -10% min. 19	22-25 BRIX	053700	No premium; -20% above or below, acceptable limits 20.5-26
	032800	No premium; -15% min. 19		053800	No premium; -20% above or below, acceptable limits 21-26
	032825	No premium; -15% below, acceptable limits 19-23	22.5 BRIX	055340	No premium; -10% below, acceptable limits 22-28
	032925	+15% to 21, -15% below, acceptable limits 19-23		055950	No premium; -5% below, min. 21.5
	032928	+15% to 21, -15% below, acceptable limits 19-23.5		055960	No premium; -5% below, min. 22
20-21 BRIX	033245	No premium; -15% below, acceptable limits 20-22.5		055990	No premium; -5%, min. 22
20-22 BRIX	033400	No premium; -10% above or below, acceptable limits 19.5-22.5		056025	No premium; -10% below
				056300	No premium; -10%, min. 22
20-23 BRIX	034060	No premium; -20% above or below, acceptable limits 19-24		056332	No premium; -10% below, acceptable limits 22-24.5
20.5 BRIX	034950	No premium; -10% below		056334	No premium; -10% below, acceptable limits 22-25
	035100	No premium; -10% below, min. 19.5		056336	No premium; -10% below, acceptable limits 22-25.5
20.5-21.5 BRIX	035275	No premium; -15% below, acceptable limits 20-22.5		056338	No premium; -10% below, acceptable limits 22-26
	035277	No premium; -15% below, acceptable limits 20-23		056555	+10% to 23.5, -10% below, acceptable limits 21.5-24.5
20.5-22.5 BRIX	035560	No premium; -10% above or below, acceptable limits 20-23		056558	+10% to 23.5, -10% below, acceptable limits 22-24.5
	035800	No premium; -20% above or below, acceptable limits 19-30		056700	No premium; -15%, min. 21.5
20.6-22.5 BRIX	036610	No premium; -10% above or below, acceptable limits 20.5-23.5		056752	No premium; -15% below, acceptable limits 21-24
21 BRIX	036950	No premium; -5% below		056754	No premium; -15% below, acceptable limits 21.5-24
	037000	No premium; -5%, min. 20		056756	No premium; -15% below, acceptable limits 22-24
	037120	No premium; -10% below	22.5-23.5 BRIX	057530	No premium; -20% above or below, acceptable limits 22-24
	037130	No premium; -10% min. 19			
	037150	No premium; -10%, min. 19.5	22.5-24.5 BRIX	059400	No premium; -10% above and below, acceptable limits 22-25
	037300	No premium; -10%, min. 20		059900	No premium; -20% above or below
	037350	No premium; -10% below, acceptable limits 19-30		059985	No premium; -20% above or below, acceptable limits 21-25
	037520	No premium; -15% below, acceptable limits 20-23	22.5-27 BRIX	061950	No premium; -10% above 24.5
	037522	No premium; -15% below, acceptable limits 20-24	22.5-35 BRIX	062050	No premium; -30% below, min. 21.5
21-22 BRIX	037825	No premium; -10% above or below, acceptable limits 20.5-22.5	22.8-35 BRIX	062390	No premium; -30% below, min. 21.8
21-23 BRIX	038600	No premium; -10% above or below, acceptable limits 20.5-23.5	22.9-24.9 BRIX	062410	No premium; -10% above or below, acceptable limits 22.5-25.5
21-24 BRIX	040700	No premium; -20% above or below, acceptable limits 20-25	23 BRIX	062480	No premium; -5% below
21-25 BRIX	041200	No premium; -10% above or below		062490	No premium; -5%, min. 22
21.5 BRIX	042325	No premium; -5%		062500	No premium; -10% below
	042350	No premium; -10% below		062520	No premium; -10% below, min. 17
	042500	No premium; -10%, min. 20.5		062700	No premium; -10% below, min. 21.9
21.5-22.5 BRIX	042875	No premium; -15% below, acceptable limits 21-23		062800	No premium; -10% below, min. 22
21.5-23.5 BRIX	043700	No premium; -20% above or below, acceptable limits 19-30		062820	No premium; -10%, min. 21.5
	043750	No premium; -20% above or below, acceptable limits 20.5-24.5		062840	No premium; -10%, min. 22.5
	043900	No premium; -20% to 19, -50% min. 18, -20% max. 30		062852	No premium; -10% below, acceptable limits 22-26
21.8 BRIX	045100	No premium; -10% below, min. 20.7		062854	No premium; -10% below, acceptable limits 22.5-25
22 BRIX	045650	No premium; -5% below		062857	No premium; -10% below, acceptable limits 22.5-26
	045900	No premium; -5%, min. 21		062858	No premium; -10% below, acceptable limits 22.5-27
	045910	No premium; -5% below, min. 21.5		062859	No premium; -10% below, acceptable limits 22.5-28
	046100	No premium; -10% below		063010	No premium; -15% below, acceptable limits 22-24
	046250	No premium; -10%, min. 20.5		063012	No premium; -15% below, acceptable limits 22.5-24
	046400	No premium; -10%, min. 21		063014	No premium; -15% below, acceptable limits 22.5-25
	046500	No premium; -10%, min. 21.5		063020	No premium; -16% below, min. 22.5
	046550	No premium; -10% below, acceptable limits 21-24	23-23.5 BRIX	063250	No premium; -20% above or below, acceptable limits 22.5-24
	046555	No premium; -10% below, acceptable limits 21-30			
	046557	No premium; -10% below, acceptable limits 21.5-24	23-24 BRIX	063825	No premium; -10% above or below, acceptable limits 22.5-24.5
	046558	No premium; -10% below, acceptable limits 21.5-28		063860	No premium; -15% below, min. 22.5
	046559	No premium; -10% below, acceptable limits 21.5-30		063862	No premium; -15% below, acceptable limits 22.5-25
	046700	No premium; -15% min. 21		063885	No premium; -20% below, acceptable limits 22.5-24
	046730	No premium; -15% below, acceptable limits 21-23.5		063955	No premium; -20% above or below, acceptable limits 22-24.5
	046733	No premium; -15% below, acceptable limits 21-24		063960	No premium; -20% above or below, acceptable limits 22-25
	046735	No premium; -15% below, acceptable limits 21.5-23.5		063970	No premium; -20% above or below acceptable limits 22.5-24.5
	046737	No premium; -15% below, acceptable limits 21.5-24	23-24.5 BRIX	064200	No premium; -10% above or below
	046738	No premium; -15% below, acceptable limits 21.5-30			
	046830	No premium; -20% below, acceptable limits 21-23.5			
	046860	No premium; -25% below, acceptable limits 21-23.5			
22-23 BRIX	047310	No premium; -10% above or below			
	047460	No premium; -15% below, min. 21.5			

TABLE 8 - SUPPLEMENT: 2004 BRIX ADJUSTMENT FACTORS

The following Brix adjustment factors are on a per degree Brix basis and are normally calculated to a tenth of a degree, and are cumulative unless otherwise indicated. Most processors, however, indicate maximum and/or minimum Brix acceptance limits. Grapes testing above or below these limits may be subject to price renegotiation, acceptance for use other than for table wine, or rejection by the processors. Discounts for high sugar apply to both base price and bonus unless otherwise stated. There are factors other than Brix, such as material other than grapes (MOG), defects, weight loss in late harvest grapes, and sugar/acid ratios that affect grape prices. These were not considered in this presentation, unless otherwise stated, but were considered in arriving at weighted average prices.

Category	Code	Description	Category	Code	Description
23-25 BRIX	064900	No premium; -10% above or below, acceptable limits 22.5-25.5	24-24.5 BRIX	068350	No premium; -20% above or below, acceptable limits 23.5-25
	065000	No premium; -15% below	24-25 BRIX	068447	No premium; -15% below, min. 23.5
	065400	No premium; -20% above or below, acceptable limits 22-26		068450	No premium; -10% above or below
23-26 BRIX	065880	No premium; -10% below	068451	No premium; -10% above or below, acceptable limits 23-25.5	
23-35 BRIX	066370	No premium; -30% below, min. 22	068454	No premium; -20% above or below, acceptable limits 22.5-25.5	
23.4-25.4 BRIX	066375	No premium; -10% above or below, acceptable limits 23-26	068455	No premium; -20% above or below, acceptable limits 23-26	
23.5 BRIX	066395	No premium; -10%	24-25.5 BRIX	068452	No premium; -10% above or below
	066600	No premium; -10% below, min. 21.5		068460	No premium; -20% above or below acceptable limits 23-26
	066800	No premium; -10% below, min. 22.5		068470	No premium; -20% below, min. 23.5
	066845	No premium; -10% below, acceptable limits 22.5-25		24-26 BRIX	068650
	066847	No premium; -10% below, acceptable limits 23-25	068680		No premium; -20% above or below, acceptable limits 23-27
	066852	No premium; -10% below, acceptable limits 23-26	068703		No premium; -20% above or below, acceptable limits 23.5-28
	066853	No premium; -10% below, acceptable limits 23-28	24-35 BRIX		068755
	066854	No premium; -10% below, acceptable limits 23-29		24.5 BRIX	068769
066855	No premium; -10% below, acceptable limits 23-30	069125	No premium; -10% below min. 23		
066860	-10% below, min 23.0; +10% above to 24.5	069150	No premium; -10%, min. 23.5		
23.5-24 BRIX	067305	No premium; -20% above or below, acceptable limits 22-25	069173	No premium; -10% below, acceptable limits 24-25.5	
23.5-24.5 BRIX	067310	No premium; -10% above or below	069180	No premium; -15% below 24.0, min. 22.5	
			069182	No premium; -15% below, acceptable limits 23.5-25.5	
	067342	No premium; -15% below, min. 23	069270	+5% to 26.5, -15% below, min. 24	
	067344	No premium; -15% below, acceptable limits 23-24.5	069340	No premium; -20% below, min. 23.5	
	067350	No premium; -20% above or below, acceptable limits 22-25	069310	+\$25.00 per tenth above	
	067351	No premium; -20% above or below, acceptable limits 22-26	25 BRIX	069323	+5% to 26, -5% below, acceptable limits 24.5-26
	067353	No premium; -20% above or below acceptable limits 23-25	069324	No premium; -10% above, acceptable limits 23-27	
23.5-25 BRIX	067550	No premium; -30% below	069330	No premium; -10% above or below	
	067510	+1% for each tenth above 25	069332	No premium; -10% below, acceptable limits 23.5-26	
	067610	No premium; -10% below, min. 22.5	069333	No premium; -10% below, acceptable limits 23.5-26.5	
	067620	No premium; -10% below, min. 23.0	069334	No premium; -10% below, acceptable limits 23.5-27.5	
	067650	No premium; -20% above or below, acceptable limits 22.5-26.0	25-26 BRIX	069522	No premium; -15% below
067653	No premium; -20% above or below, acceptable limits 23-26.0	069524		No premium; -15% below, min. 24	
23.5-25.5 BRIX	067675	No premium; -20% above or below acceptable limits 22.5-26.5	27 BRIX	069540	+5%, max. 27
	067680	No premium; -10% above or below, acceptable limits 23-26			
23.5-26 BRIX	067810	No premium; -30% above or below, acceptable limits 22.5-27			
23.5-27 BRIX	067860	No premium; -30% above or below, acceptable limits 22.5-28			
24 BRIX	067873	No premium; -10%			
	068250	No premium; -10% below, min. 23			
	068257	No premium; -10% below, acceptable limits 23.5-25			
	068258	No premium; -10% below, acceptable limits 23.5-25.5			
	068259	No premium; -10% below, acceptable limits 23.5-26			
	068260	No premium; -10% below, min. 23.8			
	068261	No premium; -10% below, acceptable limits 23.5-26.5			
	068262	No premium; -10% below, acceptable limits 23.5-27.5			
	068267	No premium; -15% below, acceptable limits 23-26			
	068287	No premium; -15% above or below, acceptable limits 23-27			
	068290	+10% above, min. acceptance 23			
	068330	+\$100 above, max. 29			

**TABLE 9: TONS OF GRAPES CRUSHED TO GROWERS' ACCOUNTS BY CALIFORNIA PROCESSORS
FROM THE 2004 CROP BY TYPE, VARIETY, AND REPORTING DISTRICT WHERE GROWN, WITH COMPARISONS**

Type and Variety	1	2	3	4	5	6	7	8	9	10
	Tons									
RAISIN GRAPES:										
Thompson Seedless	0.0	0.0	0.0	0.0	0.0	0.0	0.0	0.0	0.0	0.0
Total Raisin	0.0	0.0	0.0	0.0	0.0	0.0	0.0	0.0	0.0	0.0
TABLE GRAPES:										
Concord	0.0	0.0	0.0	0.0	0.0	0.0	0.0	0.0	0.0	0.0
Total Table	0.0	0.0	0.0	0.0	0.0	0.0	0.0	0.0	0.0	0.0
WINE GRAPES (WHITE):										
Chardonnay *	793.1	17.0	569.4	260.4	472.1	26.8	6,536.0	3,459.2	0.0	57.1
Chenin Blanc	0.0	0.0	0.0	0.0	0.0	0.0	0.0	44.6	0.0	0.0
Gewurztraminer	0.0	0.0	7.5	1.3	0.0	0.0	26.7	0.0	0.0	0.0
Gray Riesling *	0.0	0.0	13.1	0.0	0.0	0.0	0.0	0.0	0.0	0.0
Malvasia Bianca *	0.0	0.0	3.6	0.0	0.0	0.0	0.0	0.0	0.0	0.0
Marsanne	0.0	0.0	0.0	0.0	0.0	0.0	0.0	0.0	0.0	0.0
Muscat Blanc *	10.3	0.0	1.8	0.4	0.0	0.0	0.0	0.7	0.0	0.0
Muscat Orange	0.0	0.0	0.0	0.0	0.0	0.0	0.0	5.0	0.0	0.0
Pinot Blanc	11.8	0.0	99.0	0.0	0.0	0.0	0.0	140.2	0.0	0.0
Pinot Gris *	11.9	0.0	25.5	4.7	0.0	1.9	54.8	8.1	16.7	1.9
Roussanne	0.0	0.0	0.0	0.0	0.0	0.0	0.0	8.4	0.0	0.0
Sauvignon Blanc	148.0	595.4	15.9	79.9	0.7	2.0	595.2	623.0	0.0	0.0
Sauvignon Musque	0.0	14.6	0.0	0.0	0.0	0.0	0.0	0.0	0.0	0.0
Semillon	0.0	0.0	0.0	0.0	0.0	0.0	0.0	35.9	0.0	0.0
Symphony	0.0	0.0	0.0	0.0	0.0	0.0	0.0	36.7	0.0	0.0
Verdelho	0.0	0.0	0.0	0.0	0.0	0.0	0.0	1.0	0.0	0.0
Viognier	0.5	6.2	2.7	1.5	0.0	2.7	13.7	25.7	10.5	9.9
White Riesling *	76.7	0.0	0.0	0.0	0.0	0.0	43.4	0.0	0.0	0.0
Other White 1/	0.0	2.6	0.0	3.6	0.0	0.0	0.0	0.0	0.0	4.3
Total White	1,052.3	635.8	738.5	351.8	472.8	33.4	7,269.8	4,388.5	27.2	73.2
WINE GRAPES (RED):										
Aglianico	0.0	0.0	0.0	0.0	0.0	0.0	0.0	1.1	0.0	0.0
Barbera	4.4	24.7	2.7	21.2	0.0	6.0	0.0	80.9	0.0	13.8
Cabernet Franc	3.8	26.6	71.4	119.4	0.0	8.6	77.3	93.7	7.2	18.5
Cabernet Sauvignon	961.5	1,483.2	497.3	1,622.0	3.5	75.1	2,453.2	3,815.7	5.4	34.8
Carignane	23.6	0.0	1.0	0.1	0.0	0.0	0.0	0.0	0.0	0.0
Charbono	0.0	0.0	0.0	7.7	0.0	3.2	0.0	0.0	0.0	0.0
Cinsaut *	0.0	0.0	0.0	0.0	0.0	0.0	0.0	0.6	0.0	0.0
Counoise	0.0	0.0	0.0	0.0	0.0	0.0	0.0	17.3	0.0	0.0
Dolcetto	0.0	0.0	3.4	0.0	0.0	0.0	0.0	0.0	0.0	0.0
Dornfelder	0.0	0.0	0.0	0.0	0.0	0.0	0.0	4.3	0.0	0.0
Gamay (Napa) *	1.6	0.0	0.0	2.5	0.0	0.0	0.0	0.0	0.0	0.0
Gamay Beaujolais	0.0	0.0	0.3	0.0	0.0	0.0	0.0	0.0	0.0	0.0
Graciano	0.0	0.0	0.0	0.0	0.0	0.0	0.0	0.0	6.3	0.0
Grenache *	4.5	9.7	13.8	2.4	0.0	0.0	6.7	85.9	0.3	2.5
Malbec	0.6	3.3	12.6	16.6	0.3	1.0	1.6	23.8	83.3	0.0
Mataro *	0.0	0.0	0.0	6.1	0.0	0.0	0.0	95.6	0.0	4.0
Merlot	702.6	192.4	594.2	439.8	28.7	116.3	1,936.0	521.4	0.4	62.5
Meunier *	0.0	0.0	28.3	0.0	0.0	0.0	0.0	0.0	0.0	0.0
Mission	0.0	0.0	0.0	0.0	0.0	0.0	0.0	2.0	0.0	5.7
Montepulciano	0.0	0.0	1.2	0.0	0.0	0.0	0.0	0.0	0.0	0.0
Muscat Hamburg *	0.0	0.0	0.0	0.0	0.0	0.0	0.0	0.0	0.0	0.0
Nebbiolo	0.0	9.6	0.0	8.3	0.0	0.0	0.0	3.8	0.0	0.0
Perelli 101	0.0	0.0	0.0	0.0	0.0	0.0	0.0	0.5	0.0	0.0
Petit Verdot	4.6	13.3	5.8	35.6	0.0	0.3	111.1	30.8	4.5	3.4
Petite Sirah	49.2	9.1	8.8	23.5	61.8	3.2	122.4	110.1	0.0	6.7
Pfeffer Cabernet	0.0	0.0	0.0	1.7	0.0	0.0	0.0	0.0	0.0	0.0
Pinot Noir	985.8	0.0	762.8	91.3	0.0	10.6	1,118.0	281.5	1.0	1.6
Pinotage	0.0	0.0	2.4	0.0	0.0	0.0	0.0	0.0	0.0	0.0
Primitivo	5.6	0.0	1.7	0.0	9.3	0.0	0.0	9.1	3.4	0.0
Rubired *	0.0	0.0	0.0	0.0	0.0	0.0	0.0	0.0	0.0	0.0
Ruby Cabernet	0.0	0.0	0.0	0.0	0.0	0.0	0.0	0.0	0.0	0.0
Sangiovese *	23.1	0.0	16.2	56.4	0.0	17.5	64.9	131.5	0.0	2.0
Souzao	0.0	0.0	0.0	0.0	0.0	0.0	0.0	0.0	0.0	0.0
Syrah *	45.1	69.4	209.9	122.3	3.0	51.3	797.7	2,245.2	154.1	108.9
Tannat	0.0	0.0	0.0	0.0	0.0	0.0	0.0	0.0	0.7	0.0
Tempranillo *	0.0	0.0	0.0	0.0	0.0	0.0	3.5	14.3	63.4	9.4
Tinta Cao	0.0	0.0	0.0	0.0	0.0	0.0	1.8	0.0	0.0	0.0
Touriga Nacional *	0.0	0.0	0.0	0.0	0.0	0.0	0.0	0.0	0.0	0.0
Zinfandel	324.3	25.3	225.3	77.5	8.2	12.7	69.5	232.9	4.8	64.0
Other Red 1/	0.0	0.0	12.3	8.6	0.0	0.0	0.0	5.7	0.0	3.3
Total Red	3,140.3	1,866.6	2,471.4	2,663.0	114.8	305.8	6,763.7	7,807.7	334.8	341.1
TOTAL WINE	4,192.6	2,502.4	3,209.9	3,014.8	587.6	339.2	14,033.5	12,196.2	362.0	414.3
TOTAL ALL VARIETIES	4,192.6	2,502.4	3,209.9	3,014.8	587.6	339.2	14,033.5	12,196.2	362.0	414.3

**TABLE 9: TONS OF GRAPES CRUSHED TO GROWERS' ACCOUNTS BY CALIFORNIA PROCESSORS
FROM THE 2004 CROP BY TYPE, VARIETY, AND REPORTING DISTRICT WHERE GROWN, WITH COMPARISONS**

Type and Variety	11	12	13	14	15	16	17	2004 State Total	2003 State Total
	Tons								
RAISIN GRAPES:									
Thompson Seedless	0.0	0.0	21.0	0.0	0.0	0.0	0.0	21.0	0.0
Total Raisin	0.0	0.0	21.0	0.0	0.0	0.0	0.0	21.0	0.0
TABLE GRAPES:									
Concord	0.0	0.0	0.0	0.0	0.0	0.0	0.0	0.0	28.4
Total Table	0.0	0.0	0.0	0.0	0.0	0.0	0.0	0.0	28.4
WINE GRAPES (WHITE):									
Chardonnay *	1,809.4	15.2	0.0	0.0	0.7	10.4	125.5	14,152.3	14,021.5
Chenin Blanc	0.0	0.0	0.0	0.0	0.0	0.0	275.9	320.5	212.5
Gewurztraminer	0.0	0.0	0.0	0.0	0.0	0.0	0.0	35.5	14.8
Gray Riesling *	0.0	0.0	0.0	0.0	0.0	0.0	0.0	13.1	6.5
Malvasia Bianca *	0.0	0.0	0.0	0.0	0.0	0.0	0.0	3.6	28.0
Marsanne	0.0	0.0	0.0	0.0	0.0	0.0	0.0	0.0	1.8
Muscat Blanc *	0.0	0.0	77.5	0.0	0.0	0.0	0.0	90.7	59.5
Muscat Orange	0.0	0.0	0.0	0.0	0.0	0.0	6.3	11.3	0.0
Pinot Blanc	0.0	0.0	0.0	0.0	0.0	0.0	0.0	251.0	37.5
Pinot Gris *	31.6	0.0	0.0	0.0	0.0	0.0	159.8	316.9	26.7
Roussanne	0.0	0.0	0.0	0.0	0.0	0.0	0.0	8.4	5.9
Sauvignon Blanc	0.0	91.8	0.0	0.0	0.0	12.6	2.9	2,167.4	1,118.9
Sauvignon Musque	0.0	0.0	0.0	0.0	0.0	0.0	0.0	14.6	58.7
Semillon	0.0	0.0	0.0	0.0	0.0	0.0	0.0	35.9	6.9
Symphony	0.0	0.0	0.0	0.0	0.0	0.0	0.0	36.7	0.0
Verdelho	0.0	0.0	0.0	0.0	0.0	0.0	3.4	4.4	0.4
Viognier	104.0	0.0	0.0	0.0	0.5	1.5	0.0	179.4	52.7
White Riesling *	0.0	0.0	0.0	0.0	0.0	0.0	0.0	120.1	95.9
Other White 1/	1.0	0.0	0.0	0.0	0.0	0.0	7.9	19.4	0.0
Total White	1,946.0	107.0	77.5	0.0	1.2	24.5	581.7	17,781.2	15,748.2
WINE GRAPES (RED):									
Aglianico	0.0	0.0	0.0	0.0	0.0	0.0	0.0	1.1	0.5
Barbera	0.0	0.0	0.0	0.0	0.0	0.0	0.0	153.7	148.7
Cabernet Franc	104.3	0.0	0.0	0.0	0.0	4.3	0.0	535.1	3,042.7
Cabernet Sauvignon	428.9	85.9	94.8	60.8	24.5	14.8	0.0	11,661.4	12,024.7
Carignane	38.0	0.0	0.0	0.0	0.0	0.0	0.0	62.7	99.6
Charbono	0.0	0.0	0.0	0.0	0.0	0.0	0.0	10.9	13.0
Cinsaut *	2.3	0.0	0.0	0.0	0.0	0.0	0.0	2.9	0.8
Counoise	0.0	0.0	0.0	0.0	0.0	0.0	0.0	17.3	1.0
Dolcetto	0.0	0.0	0.0	0.0	0.0	0.0	0.0	3.4	4.6
Dornfelder	0.0	0.0	0.0	0.0	0.0	0.0	0.0	4.3	0.0
Gamay (Napa) *	0.0	0.0	0.0	0.0	0.0	0.0	0.0	4.1	1.0
Gamay Beaujolais	0.0	0.0	0.0	0.0	0.0	0.0	0.0	0.3	0.0
Graciano	4.6	0.0	0.0	0.0	0.0	0.0	0.0	10.9	0.0
Grenache *	3.6	0.0	0.0	0.0	0.0	0.0	0.0	129.4	38.7
Malbec	0.0	0.0	0.0	0.0	0.0	0.0	0.0	143.1	115.5
Mataro *	0.0	0.0	0.0	0.0	0.0	0.0	0.0	105.7	48.9
Merlot	57.5	0.0	0.0	11.1	8.5	0.6	0.0	4,672.0	4,873.1
Meunier *	0.0	0.0	0.0	0.0	0.0	0.0	0.0	28.3	0.0
Mission	0.0	0.0	0.0	0.0	0.0	0.0	0.0	7.7	8.2
Montepulciano	0.0	0.0	0.0	0.0	0.0	0.0	0.0	1.2	0.8
Muscat Hamburg *	0.0	0.0	0.0	0.0	0.0	0.0	0.0	0.0	2.4
Nebbiolo	0.0	0.0	0.0	0.0	0.0	0.0	0.0	21.7	8.4
Perelli 101	0.0	0.0	0.0	0.0	0.0	0.0	0.0	0.5	0.8
Petit Verdot	0.0	0.0	0.0	0.0	0.0	5.1	0.0	214.5	151.0
Petite Sirah	306.4	44.5	3.0	0.0	0.0	0.0	292.1	1,040.8	956.0
Pfeffer Cabernet	0.0	0.0	0.0	0.0	0.0	0.0	0.0	1.7	0.0
Pinot Noir	0.0	0.0	0.0	0.0	0.0	0.0	0.0	3,252.6	2,862.7
Pinotage	0.0	0.0	0.0	0.0	0.0	0.0	0.0	2.4	7.8
Primitivo	0.0	0.0	0.0	0.0	0.0	0.0	0.0	29.1	24.3
Rubired *	0.0	0.0	0.0	0.0	0.0	0.0	0.0	0.0	117.7
Ruby Cabernet	0.0	0.0	0.0	0.0	0.0	0.0	0.0	0.0	179.4
Sangiovese *	0.0	0.0	0.0	0.0	0.0	0.0	0.0	311.6	287.4
Souzao	0.0	0.0	0.0	0.0	0.0	0.0	0.0	0.0	83.8
Syrah *	110.0	49.5	4.9	17.1	6.6	30.5	0.0	4,025.5	4,744.4
Tannat	0.0	0.0	0.0	0.0	0.0	0.0	0.0	0.7	0.0
Tempranillo *	5.6	0.0	0.0	0.0	0.0	0.0	0.0	96.2	17.0
Tinta Cao	0.0	0.0	0.0	0.0	0.0	0.0	0.0	1.8	1.1
Touriga Nacional *	0.0	0.0	0.0	0.0	0.0	0.0	0.0	0.0	0.7
Zinfandel	558.2	0.0	36.7	0.0	6.0	0.0	0.0	1,645.4	2,420.4
Other Red 1/	1.0	0.0	0.0	0.0	0.0	0.0	0.0	30.9	10.1
Total Red	1,620.4	179.9	139.4	89.0	45.6	55.3	292.1	28,230.9	32,297.2
TOTAL WINE	3,566.4	286.9	216.9	89.0	46.8	79.8	873.8	46,012.1	48,045.4
TOTAL ALL VARIETIES	3,566.4	286.9	237.9	89.0	46.8	79.8	873.8	46,033.1	48,073.8

* Synonyms for variety names are shown on Page 5.
1/ Other categories include minor and mixed varieties.

TABLE 10: WEIGHTED AVERAGE GROWER RETURNS PER TON DELIVERED BASIS NON-RELATED PURCHASE FOR WINE, CONCENTRATE, JUICE, VINEGAR, AND BEVERAGE BRANDY BY CALIFORNIA PROCESSORS FROM THE 2004 CROP BY TYPE, VARIETY, AND REPORTING DISTRICT WHERE GROWN, WITH COMPARISONS

Type and Variety	1	2	3	4	5	6	7	8	9	10
	Dollars									
RAISIN GRAPES:										
Dovine	0.00	0.00	0.00	0.00	0.00	0.00	0.00	0.00	0.00	0.00
Fiesta	0.00	0.00	0.00	0.00	0.00	0.00	0.00	0.00	0.00	0.00
Thompson Seedless	0.00	0.00	0.00	0.00	0.00	0.00	0.00	225.00	200.00	0.00
Total Raisin	0.00	0.00	0.00	0.00	0.00	0.00	0.00	225.00	200.00	0.00
TABLE GRAPES:										
Autumn Royal	0.00	0.00	0.00	0.00	0.00	0.00	0.00	0.00	0.00	0.00
Autumn Seedless	0.00	0.00	0.00	0.00	0.00	0.00	0.00	0.00	0.00	0.00
Black Monukka	0.00	0.00	0.00	0.00	0.00	0.00	0.00	0.00	0.00	0.00
Black Prince *	0.00	0.00	0.00	0.00	0.00	0.00	1,000.00	0.00	0.00	0.00
Calmeria	0.00	0.00	0.00	0.00	0.00	0.00	0.00	0.00	0.00	0.00
Christmas Rose	0.00	0.00	0.00	0.00	0.00	0.00	0.00	0.00	0.00	0.00
Emerald Seedless *	0.00	0.00	0.00	0.00	0.00	0.00	0.00	0.00	0.00	0.00
Emperor	0.00	0.00	0.00	0.00	0.00	0.00	0.00	0.00	0.00	0.00
Fantasy Seedless	0.00	0.00	0.00	0.00	0.00	0.00	0.00	0.00	0.00	0.00
Flame Seedless *	0.00	0.00	0.00	0.00	0.00	0.00	0.00	0.00	0.00	0.00
Flame Tokay	0.00	0.00	0.00	0.00	0.00	0.00	0.00	0.00	0.00	0.00
Italia *	0.00	0.00	0.00	0.00	0.00	0.00	0.00	0.00	0.00	0.00
Malaga *	0.00	0.00	0.00	0.00	0.00	0.00	0.00	0.00	0.00	0.00
Princess *	0.00	0.00	0.00	0.00	0.00	0.00	0.00	0.00	0.00	0.00
Red Crimson *	0.00	0.00	0.00	0.00	0.00	0.00	0.00	0.00	0.00	0.00
Red Globe *	0.00	0.00	0.00	0.00	0.00	0.00	0.00	0.00	0.00	0.00
Ribier	0.00	0.00	0.00	0.00	0.00	0.00	0.00	0.00	0.00	0.00
Rouge	0.00	0.00	0.00	0.00	0.00	0.00	0.00	0.00	0.00	0.00
Ruby Seedless *	0.00	0.00	0.00	0.00	0.00	0.00	0.00	0.00	0.00	0.00
Packinghouse Culls	0.00	0.00	0.00	0.00	0.00	0.00	0.00	0.00	0.00	0.00
Other Table 1/	0.00	0.00	0.00	0.00	0.00	0.00	0.00	0.00	0.00	0.00
Total Table	0.00	0.00	0.00	0.00	0.00	0.00	1,000.00	0.00	0.00	0.00
WINE GRAPES (WHITE):										
Arneis	1,000.00	0.00	2,909.09	0.00	0.00	0.00	1,271.78	0.00	0.00	0.00
Burger *	0.00	0.00	0.00	0.00	0.00	0.00	0.00	0.00	0.00	0.00
Chardonnay *	1,059.62	817.62	1,567.28	2,089.13	781.18	907.43	952.85	1,094.68	462.36	896.06
Chenin Blanc	751.92	0.00	530.52	872.34	348.00	0.00	259.43	661.64	340.86	173.60
Cortese	1,000.00	0.00	0.00	0.00	0.00	0.00	0.00	0.00	0.00	0.00
Emerald Riesling	0.00	0.00	0.00	0.00	0.00	0.00	0.00	0.00	0.00	0.00
Flora	0.00	0.00	0.00	1,950.00	0.00	0.00	0.00	0.00	0.00	0.00
French Colombard	721.20	0.00	529.16	0.00	246.64	0.00	200.00	0.00	200.39	0.00
Gewurztraminer	945.50	763.10	1,292.72	1,050.00	0.00	1,136.65	905.63	815.30	817.79	900.00
Gray Riesling *	0.00	0.00	1,077.19	0.00	0.00	0.00	0.00	0.00	0.00	0.00
Grenache Blanc	0.00	0.00	0.00	0.00	0.00	0.00	1,500.00	1,843.31	0.00	0.00
Malvasia Bianca *	0.00	0.00	1,200.00	0.00	0.00	400.00	1,019.42	0.00	0.00	0.00
Marsanne	933.33	0.00	1,869.14	1,714.75	0.00	1,179.00	910.46	1,584.43	0.00	1,428.44
Melon	0.00	0.00	2,170.30	0.00	0.00	0.00	0.00	0.00	0.00	0.00
Muscat Blanc *	1,434.88	941.00	1,977.95	1,388.16	1,000.00	1,300.00	1,371.22	999.31	0.00	1,051.89
Muscat Orange	1,190.20	0.00	0.00	0.00	0.00	1,300.00	1,177.19	1,112.50	700.00	903.46
Muscat of Alexandria	0.00	0.00	0.00	0.00	0.00	0.00	0.00	0.00	0.00	0.00
Palomino *	0.00	0.00	1,217.24	0.00	0.00	0.00	0.00	0.00	0.00	0.00
Pinot Blanc	960.99	1,200.00	1,712.79	1,278.56	0.00	1,350.00	650.00	1,762.26	0.00	0.00
Pinot Gris *	1,216.42	0.00	1,620.36	2,047.70	717.69	1,234.40	1,198.48	1,553.01	607.26	1,227.72
Roussanne	1,059.36	1,500.00	1,876.67	1,600.00	0.00	1,310.63	1,348.98	2,308.07	0.00	1,220.99
Sauvignon Blanc	859.87	820.29	1,417.39	1,616.33	457.91	512.45	919.07	904.16	281.35	612.74
Sauvignon Musque	0.00	800.00	1,609.96	1,528.75	0.00	400.00	1,234.25	0.00	0.00	0.00
Sauvignon Vert *	1,200.00	0.00	0.00	1,814.46	0.00	0.00	0.00	0.00	0.00	0.00
Semillon	1,118.83	818.36	1,876.09	1,865.83	600.00	962.94	931.61	466.50	585.00	848.97
St. Emilion *	0.00	0.00	0.00	0.00	0.00	0.00	0.00	600.00	0.00	1,000.00
Symphony	0.00	0.00	0.00	0.00	400.00	0.00	0.00	600.00	304.36	0.00
Tocai Friulano	1,262.15	0.00	1,752.15	0.00	0.00	0.00	1,434.95	1,677.89	0.00	0.00
Verdelho	0.00	0.00	0.00	0.00	0.00	0.00	0.00	0.00	0.00	900.00
Vernaccia	0.00	0.00	1,806.87	0.00	0.00	0.00	0.00	0.00	0.00	0.00
Viognier	1,056.20	1,230.25	2,066.96	1,859.75	609.56	1,038.84	1,350.60	1,280.70	800.00	1,342.31
White Riesling *	1,377.70	1,085.14	2,017.62	1,544.99	900.00	800.00	900.65	890.51	1,200.00	792.00
Other White 1/	0.00	0.00	762.96	2,062.82	0.00	0.00	1,014.87	2,200.00	500.00	968.50
Total White	1,019.12	832.96	1,546.24	1,945.74	638.03	889.11	951.27	1,044.11	449.22	876.21

TABLE 10: WEIGHTED AVERAGE GROWER RETURNS PER TON DELIVERED BASIS NON-RELATED PURCHASE FOR WINE, CONCENTRATE, JUICE, VINEGAR, AND BEVERAGE BRANDY BY CALIFORNIA PROCESSORS FROM THE 2004 CROP BY TYPE, VARIETY, AND REPORTING DISTRICT WHERE GROWN, WITH COMPARISONS

Type and Variety	11	12	13	14	15	16	17	2004 State Total	2003 State Total
	Dollars								
RAISIN GRAPES:									
Dovine	0.00	0.00	200.00	200.00	0.00	0.00	0.00	200.00	90.00
Fiesta	0.00	0.00	199.72	200.00	0.00	0.00	0.00	199.74	90.15
Thompson Seedless	0.00	194.80	200.03	199.15	0.00	0.00	0.00	199.97	95.21
Total Raisin	0.00	194.80	200.01	199.26	0.00	0.00	0.00	199.96	95.08
TABLE GRAPES:									
Autumn Royal	0.00	0.00	200.00	200.00	0.00	0.00	0.00	200.00	82.87
Autumn Seedless	0.00	0.00	0.00	0.00	0.00	0.00	0.00	0.00	87.55
Black Monukka	0.00	200.00	200.00	0.00	0.00	0.00	0.00	200.00	90.00
Black Prince *	0.00	0.00	0.00	0.00	0.00	0.00	0.00	1,000.00	0.00
Calmeria	0.00	0.00	0.00	200.00	0.00	0.00	0.00	200.00	83.72
Christmas Rose	0.00	0.00	0.00	200.00	0.00	0.00	0.00	200.00	93.50
Emerald Seedless *	0.00	0.00	0.00	200.00	0.00	0.00	0.00	200.00	79.05
Emperor	0.00	0.00	0.00	200.00	0.00	0.00	0.00	200.00	79.05
Fantasy Seedless	0.00	0.00	0.00	200.00	0.00	0.00	0.00	200.00	89.25
Flame Seedless *	0.00	0.00	200.00	200.00	0.00	0.00	0.00	200.00	96.36
Flame Tokay	194.04	0.00	0.00	0.00	0.00	0.00	0.00	194.04	85.72
Italia *	0.00	0.00	0.00	200.00	0.00	0.00	0.00	200.00	94.77
Malaga *	0.00	0.00	200.00	0.00	0.00	0.00	0.00	200.00	103.96
Princess *	0.00	0.00	200.00	200.00	0.00	0.00	0.00	200.00	79.47
Red Crimson *	0.00	0.00	200.00	200.00	0.00	0.00	0.00	200.00	95.80
Red Globe *	0.00	0.00	0.00	200.00	0.00	0.00	0.00	200.00	84.02
Ribier	0.00	0.00	0.00	200.00	0.00	0.00	0.00	200.00	0.00
Rouge	300.00	0.00	0.00	0.00	0.00	0.00	0.00	300.00	0.00
Ruby Seedless *	0.00	0.00	200.00	200.00	0.00	0.00	0.00	200.00	95.11
Packinghouse Culls	250.00	0.00	0.00	0.00	0.00	0.00	0.00	250.00	0.00
Other Table 1/	325.00	0.00	199.88	194.26	0.00	165.00	0.00	197.12	90.13
Total Table	205.08	200.00	199.89	198.07	0.00	165.00	0.00	198.39	90.30
WINE GRAPES (WHITE):									
Arneis	0.00	0.00	0.00	0.00	0.00	0.00	0.00	2,306.26	3,181.33
Burger *	188.95	184.82	175.00	180.00	0.00	0.00	0.00	177.60	170.87
Chardonnay *	409.43	334.60	275.46	273.75	1,000.00	686.24	520.42	733.22	669.63
Chenin Blanc	249.77	255.05	200.93	194.41	0.00	600.00	382.55	232.73	164.55
Cortese	0.00	0.00	0.00	0.00	0.00	0.00	0.00	1,000.00	1,200.00
Emerald Riesling	0.00	0.00	315.00	309.43	0.00	0.00	0.00	309.71	191.01
Flora	0.00	0.00	0.00	0.00	0.00	0.00	0.00	1,950.00	1,810.80
French Colombard	241.08	213.63	198.68	197.45	0.00	0.00	0.00	201.45	130.85
Gewurztraminer	468.51	0.00	0.00	0.00	0.00	850.00	700.00	929.45	949.92
Gray Riesling *	0.00	0.00	0.00	0.00	0.00	0.00	0.00	1,077.19	0.00
Grenache Blanc	0.00	0.00	0.00	0.00	0.00	0.00	0.00	1,611.58	1,741.74
Malvasia Bianca *	293.12	300.00	383.80	277.00	0.00	0.00	0.00	330.77	265.71
Marsanne	813.40	0.00	0.00	0.00	0.00	0.00	0.00	1,122.03	1,326.04
Melon	0.00	0.00	0.00	0.00	0.00	0.00	0.00	2,170.30	2,149.87
Muscat Blanc *	507.29	500.00	400.76	0.00	0.00	839.27	578.55	612.99	431.23
Muscat Orange	516.90	435.69	446.49	0.00	0.00	754.28	600.00	584.40	546.30
Muscat of Alexandria	0.00	0.00	297.39	339.86	0.00	0.00	0.00	319.48	183.28
Palomino *	200.00	0.00	200.32	0.00	250.00	0.00	0.00	201.48	124.14
Pinot Blanc	550.00	0.00	0.00	0.00	0.00	0.00	550.00	1,334.92	1,279.13
Pinot Gris *	582.83	517.31	0.00	650.00	0.00	0.00	639.22	756.59	800.50
Roussanne	818.18	0.00	0.00	0.00	0.00	0.00	0.00	1,794.18	1,760.20
Sauvignon Blanc	462.15	302.69	334.99	250.00	0.00	823.54	507.95	691.52	756.10
Sauvignon Musque	0.00	0.00	0.00	0.00	0.00	0.00	0.00	1,238.18	1,608.52
Sauvignon Vert *	0.00	0.00	0.00	0.00	0.00	0.00	0.00	1,618.03	1,452.14
Semillon	422.54	481.46	282.55	0.00	0.00	686.25	410.96	542.11	547.43
St. Emilion *	250.00	0.00	0.00	0.00	0.00	0.00	0.00	571.43	250.00
Symphony	381.53	353.04	324.65	323.93	0.00	0.00	364.77	338.90	273.66
Tocai Friulano	200.00	0.00	0.00	0.00	0.00	0.00	0.00	713.93	1,407.41
Verdelho	1,084.51	0.00	0.00	0.00	0.00	0.00	800.00	1,000.33	926.49
Vernaccia	0.00	0.00	0.00	0.00	0.00	0.00	0.00	1,806.87	1,978.63
Viognier	573.89	445.21	443.59	0.00	0.00	1,051.47	711.22	719.84	736.06
White Riesling *	500.00	0.00	0.00	0.00	800.00	832.48	0.00	935.63	847.96
Other White 1/	400.00	0.00	197.58	200.00	0.00	0.00	800.00	276.32	126.51
Total White	407.52	285.37	215.41	240.35	520.47	776.04	519.11	483.69	412.96

**TABLE 10: WEIGHTED AVERAGE GROWER RETURNS PER TON DELIVERED BASIS NON-RELATED PURCHASE
FOR WINE, CONCENTRATE, JUICE, VINEGAR, AND BEVERAGE BRANDY BY CALIFORNIA PROCESSORS
FROM THE 2004 CROP BY TYPE, VARIETY, AND REPORTING DISTRICT WHERE GROWN, WITH COMPARISONS**

Type and Variety	1	2	3	4	5	6	7	8	9	10
	Dollars									
WINE GRAPES (RED):										
Aglianico	0.00	0.00	0.00	2,500.00	0.00	0.00	0.00	0.00	0.00	1,156.94
Aleatico	0.00	0.00	2,006.49	0.00	0.00	0.00	0.00	0.00	0.00	0.00
Alicante Bouschet *	1,100.00	0.00	3,125.24	0.00	0.00	495.52	0.00	0.00	0.00	1,378.57
Alvarelhao	0.00	0.00	0.00	0.00	0.00	0.00	0.00	0.00	0.00	950.00
Barbera	1,382.93	1,095.62	3,350.27	1,766.80	1,949.21	440.00	1,190.41	1,379.27	900.00	1,129.44
Cabernet Franc	1,242.56	1,824.47	2,546.46	3,834.98	1,220.99	1,387.00	665.13	1,013.24	0.00	1,237.89
Cabernet Sauvignon	1,391.61	1,511.81	2,360.35	3,820.20	638.99	734.35	1,103.46	880.50	316.44	1,146.23
Carignane	682.75	0.00	1,477.20	1,796.08	616.21	813.96	700.00	1,000.00	0.00	1,280.00
Carmenere	0.00	0.00	1,010.00	0.00	0.00	0.00	0.00	0.00	0.00	0.00
Carmine	0.00	0.00	0.00	0.00	0.00	0.00	0.00	0.00	600.00	0.00
Carmelian	0.00	0.00	0.00	0.00	0.00	0.00	0.00	0.00	0.00	0.00
Centurian	0.00	0.00	0.00	0.00	0.00	0.00	0.00	0.00	0.00	0.00
Charbono	1,001.50	0.00	0.00	1,987.97	0.00	600.00	1,014.00	1,584.00	0.00	1,313.77
Cinsaut *	0.00	0.00	1,867.69	0.00	0.00	716.67	0.00	649.45	0.00	823.05
Counoise	0.00	0.00	1,500.00	0.00	0.00	1,300.00	0.00	1,966.51	0.00	0.00
De Chaunac	0.00	0.00	2,000.00	0.00	0.00	0.00	0.00	0.00	0.00	0.00
Dolcetto	1,500.00	0.00	3,334.78	1,243.38	0.00	1,987.01	0.00	1,389.93	0.00	1,453.23
Early Burgundy	0.00	0.00	0.00	800.00	0.00	0.00	0.00	0.00	0.00	0.00
Freisa	0.00	0.00	3,329.94	0.00	0.00	0.00	0.00	0.00	0.00	0.00
Gamay (Napa) *	743.56	700.00	895.40	917.32	602.92	0.00	558.72	759.23	1,000.00	1,500.00
Gamay Beaujolais	0.00	0.00	0.00	0.00	275.00	0.00	0.00	0.00	0.00	0.00
Graciano	0.00	0.00	0.00	0.00	0.00	0.00	0.00	0.00	0.00	0.00
Grand Noir	0.00	0.00	0.00	0.00	0.00	1,500.00	0.00	0.00	0.00	0.00
Grenache *	1,729.26	1,635.39	2,391.71	2,671.90	0.00	713.62	822.83	1,094.60	240.07	1,101.08
Lagrein	0.00	0.00	0.00	0.00	0.00	0.00	0.00	1,476.30	0.00	0.00
Malbec	1,040.00	1,675.85	2,400.79	3,991.42	1,119.92	1,600.00	1,109.71	1,455.30	900.00	1,390.28
Marechal Foch *	0.00	0.00	2,000.00	0.00	0.00	0.00	0.00	0.00	0.00	0.00
Mataro *	0.00	1,200.00	2,579.21	3,563.39	0.00	1,360.65	2,127.27	1,663.43	0.00	1,155.11
Merlot	1,190.17	933.95	1,643.97	2,591.22	776.16	1,027.95	1,088.67	1,012.22	546.98	1,146.82
Meunier *	1,400.00	0.00	1,951.39	1,514.95	0.00	0.00	0.00	0.00	0.00	0.00
Mission	0.00	0.00	0.00	0.00	0.00	0.00	0.00	250.00	0.00	1,412.68
Montepulciano	1,500.00	0.00	0.00	0.00	0.00	0.00	0.00	0.00	0.00	1,200.00
Muscat Hamburg *	0.00	0.00	0.00	0.00	0.00	550.00	0.00	0.00	0.00	0.00
Nebbiolo	1,500.00	1,322.58	6,839.51	1,000.00	0.00	1,850.00	0.00	1,802.87	0.00	1,041.27
Negrette *	0.00	0.00	0.00	0.00	0.00	0.00	1,056.34	1,900.00	0.00	0.00
Negroamaro	1,410.81	0.00	0.00	0.00	0.00	0.00	0.00	0.00	0.00	0.00
Nero D'Avola *	1,500.00	0.00	0.00	0.00	0.00	0.00	0.00	0.00	0.00	0.00
Perelli 101	0.00	0.00	0.00	0.00	0.00	0.00	0.00	2,000.00	0.00	0.00
Petit Verdot	1,554.87	1,778.88	2,662.24	5,451.62	1,642.65	1,860.76	4,530.16	1,221.50	351.89	1,561.21
Petite Sirah	1,477.65	1,494.97	2,385.19	3,239.22	835.31	1,194.98	1,139.03	1,148.25	593.19	1,455.37
Pfeffer Cabernet	0.00	0.00	0.00	0.00	0.00	0.00	1,000.00	0.00	0.00	0.00
Pinot Noir	1,517.86	0.00	1,947.62	2,166.05	639.73	2,072.63	1,279.61	2,177.24	1,440.95	1,198.85
Pinotage	1,645.41	0.00	0.00	3,000.00	0.00	0.00	0.00	0.00	0.00	843.75
Primitivo	1,092.65	1,654.60	3,285.94	1,193.07	0.00	0.00	1,500.00	1,205.07	0.00	819.62
Refosco *	0.00	0.00	1,000.00	0.00	0.00	2,064.29	0.00	950.56	0.00	0.00
Royalty	0.00	0.00	0.00	0.00	0.00	0.00	0.00	0.00	0.00	0.00
Rubired *	0.00	0.00	0.00	0.00	0.00	0.00	0.00	0.00	0.00	0.00
Ruby Cabernet	0.00	0.00	2,100.00	0.00	0.00	0.00	0.00	0.00	0.00	0.00
Salvador	0.00	0.00	0.00	0.00	0.00	0.00	0.00	0.00	0.00	0.00
Sangiovese *	1,316.13	0.00	2,363.49	2,066.30	0.00	1,212.57	961.91	983.00	1,400.00	1,255.97
Souzao	0.00	450.00	0.00	0.00	0.00	1,569.23	2,000.00	1,500.00	0.00	700.00
Syrah *	1,300.73	1,166.88	2,092.89	2,638.32	670.91	648.23	1,038.87	1,095.03	516.89	1,130.92
Tannat	0.00	0.00	1,625.35	0.00	0.00	0.00	1,000.00	1,576.43	0.00	0.00
Tempranillo *	0.00	1,670.91	1,324.21	2,970.46	0.00	1,200.00	1,500.00	935.69	1,266.46	1,282.28
Teroldego	0.00	0.00	2,335.86	0.00	0.00	1,368.84	1,648.52	0.00	0.00	0.00
Tinta Cao	0.00	500.00	800.00	1,200.00	0.00	0.00	0.00	1,500.00	0.00	1,122.17
Tinta Madeira	0.00	700.00	0.00	0.00	0.00	0.00	0.00	1,000.00	0.00	0.00
Touriga Francesca	0.00	0.00	0.00	0.00	0.00	0.00	0.00	0.00	0.00	650.00
Touriga Nacional *	0.00	625.00	0.00	0.00	0.00	1,800.00	0.00	972.67	0.00	1,128.47
Trousseau *	0.00	0.00	0.00	0.00	0.00	0.00	1,174.17	0.00	0.00	0.00
Zinfandel	1,061.69	877.22	2,315.18	1,831.50	572.40	1,151.47	697.85	670.86	295.96	962.54
Other Red 1/	989.47	0.00	2,792.33	0.00	1,122.16	762.70	1,278.00	220.11	0.00	994.77
Total Red	1,222.36	1,306.79	2,068.18	3,146.16	698.01	972.50	1,111.41	996.83	417.76	1,052.27
TOTAL WINE	1,141.22	1,157.80	1,848.11	2,845.17	664.67	939.26	1,027.45	1,007.63	435.26	1,035.50
TOTAL ALL VARIETIES	1,141.22	1,157.80	1,848.11	2,845.17	664.67	939.26	1,027.45	1,004.82	430.24	1,035.50

TABLE 10: WEIGHTED AVERAGE GROWER RETURNS PER TON DELIVERED BASIS NON-RELATED PURCHASE FOR WINE, CONCENTRATE, JUICE, VINEGAR, AND BEVERAGE BRANDY BY CALIFORNIA PROCESSORS FROM THE 2004 CROP BY TYPE, VARIETY, AND REPORTING DISTRICT WHERE GROWN, WITH COMPARISONS

Type and Variety	11	12	13	14	15	16	17	2004 State Total	2003 State Total	
	Dollars									
WINE GRAPES (RED):										
Aglianico	0.00	1,167.00	0.00	0.00	0.00	0.00	0.00	1,178.96	1,045.78	
Aleatico	0.00	0.00	0.00	0.00	0.00	0.00	0.00	2,006.49	2,716.30	
Alicante Bouschet *	432.33	0.00	249.77	350.00	400.00	0.00	1,000.00	383.71	364.71	
Alvarelhao	815.47	1,000.00	0.00	0.00	0.00	0.00	0.00	833.96	1,000.38	
Barbera	520.49	449.37	227.90	196.89	0.00	600.00	0.00	254.49	202.43	
Cabernet Franc	386.01	0.00	208.00	0.00	0.00	873.38	1,600.00	1,682.93	1,686.18	
Cabernet Sauvignon	384.75	296.98	274.75	192.23	0.00	723.15	407.78	965.78	979.62	
Carignane	334.44	200.23	195.37	200.00	0.00	572.41	0.00	286.02	199.83	
Carmenere	0.00	0.00	0.00	0.00	0.00	1,365.98	0.00	1,043.90	2,000.00	
Carmine	0.00	0.00	0.00	0.00	0.00	0.00	0.00	600.00	600.00	
Carmelian	0.00	0.00	200.00	240.28	0.00	0.00	0.00	212.03	167.73	
Centurian	0.00	0.00	246.40	0.00	0.00	0.00	0.00	246.40	229.73	
Charbono	473.91	0.00	0.00	0.00	0.00	0.00	0.00	1,466.67	1,107.67	
Cinsaut *	588.56	0.00	0.00	200.00	0.00	953.40	0.00	511.54	360.63	
Counoise	0.00	988.00	0.00	0.00	0.00	0.00	0.00	1,420.16	1,218.83	
De Chaunac	0.00	0.00	0.00	0.00	0.00	0.00	0.00	2,000.00	0.00	
Dolcetto	800.00	0.00	0.00	0.00	0.00	0.00	0.00	2,150.10	2,028.38	
Early Burgundy	400.00	0.00	0.00	0.00	0.00	0.00	0.00	482.35	761.35	
Freisa	0.00	2,157.00	0.00	0.00	0.00	0.00	0.00	3,249.60	4,763.81	
Gamay (Napa) *	400.00	0.00	231.07	0.00	0.00	0.00	350.00	453.06	442.35	
Gamay Beaujolais	0.00	0.00	0.00	0.00	0.00	700.00	0.00	292.15	700.00	
Graciano	0.00	0.00	0.00	0.00	0.00	0.00	0.00	0.00	1,800.00	
Grand Noir	0.00	0.00	0.00	0.00	0.00	0.00	0.00	1,500.00	2,600.00	
Grenache *	479.48	259.51	203.67	210.66	615.85	867.66	845.42	229.78	191.80	
Lagrein	0.00	0.00	200.00	0.00	0.00	0.00	0.00	752.83	511.12	
Malbec	515.87	600.00	0.00	0.00	0.00	1,000.00	0.00	918.37	936.79	
Marechal Foch *	0.00	0.00	0.00	0.00	0.00	0.00	0.00	2,000.00	0.00	
Mataro *	646.45	678.70	0.00	0.00	300.00	500.00	0.00	1,355.03	1,418.82	
Merlot	515.44	405.56	311.21	341.48	1,000.00	941.67	561.65	840.62	821.47	
Meunier *	0.00	0.00	0.00	0.00	0.00	0.00	0.00	1,868.57	1,491.43	
Mission	0.00	200.00	177.14	175.00	250.00	0.00	0.00	177.98	168.14	
Montepulciano	0.00	1,527.00	0.00	0.00	0.00	0.00	0.00	1,521.85	1,103.91	
Muscat Hamburg *	739.54	700.00	850.00	0.00	0.00	0.00	0.00	713.25	602.94	
Nebbiolo	0.00	4,286.00	0.00	0.00	0.00	900.00	0.00	2,963.08	2,655.06	
Negrette *	0.00	0.00	0.00	0.00	0.00	0.00	0.00	1,291.28	1,455.35	
Negroamaro	0.00	0.00	0.00	0.00	0.00	0.00	0.00	1,410.81	1,200.00	
Nero D'Avola *	0.00	0.00	0.00	0.00	0.00	0.00	0.00	1,500.00	0.00	
Perelli 101	0.00	0.00	0.00	0.00	0.00	0.00	0.00	2,000.00	1,000.00	
Petit Verdot	519.16	673.06	0.00	0.00	0.00	832.91	1,600.00	1,546.46	1,668.33	
Petite Sirah	574.12	613.27	256.75	200.00	0.00	650.00	1,013.09	995.56	990.60	
Pfeffer Cabernet	0.00	0.00	0.00	0.00	0.00	0.00	0.00	1,000.00	0.00	
Pinot Noir	417.14	441.64	271.22	0.00	0.00	0.00	600.00	1,660.79	1,645.30	
Pinotage	0.00	0.00	0.00	0.00	0.00	0.00	0.00	1,330.43	1,478.82	
Primitivo	0.00	400.00	0.00	0.00	0.00	0.00	0.00	1,732.03	1,703.95	
Refosco *	0.00	0.00	0.00	0.00	0.00	0.00	0.00	1,014.53	1,009.25	
Royalty	220.00	0.00	200.00	185.69	0.00	0.00	0.00	192.77	97.08	
Rubired *	0.00	197.41	214.03	202.01	0.00	0.00	0.00	210.86	158.44	
Ruby Cabernet	329.89	253.77	249.44	243.03	0.00	0.00	0.00	249.38	227.42	
Salvador	0.00	0.00	200.00	198.91	0.00	0.00	0.00	199.01	177.96	
Sangiovese *	371.82	400.00	194.04	200.00	0.00	825.58	275.00	672.57	691.42	
Souzao	824.41	822.99	0.00	0.00	0.00	0.00	0.00	1,143.13	1,143.27	
Syrah *	431.58	305.22	242.02	226.32	515.00	1,027.52	716.92	654.56	577.08	
Tannat	580.54	576.00	200.00	0.00	0.00	0.00	0.00	652.51	637.49	
Tempranillo *	653.13	297.97	257.17	275.00	500.00	945.77	0.00	524.74	383.91	
Teroldego	0.00	0.00	0.00	0.00	0.00	0.00	0.00	1,573.64	1,509.17	
Tinta Cao	670.30	1,000.00	375.00	0.00	0.00	0.00	0.00	832.98	983.76	
Tinta Madeira	0.00	0.00	200.00	0.00	0.00	0.00	0.00	338.53	928.57	
Touriga Francesca	950.00	0.00	0.00	0.00	0.00	0.00	0.00	909.02	950.00	
Touriga Nacional *	624.50	1,161.22	310.53	0.00	0.00	0.00	0.00	705.69	770.24	
Trousseau *	533.07	0.00	0.00	0.00	0.00	0.00	0.00	822.41	1,123.74	
Zinfandel	409.76	334.77	298.16	321.47	775.91	963.99	381.70	489.20	429.46	
Other Red 1/	715.30	1,389.88	175.93	200.00	0.00	0.00	400.00	529.91	244.19	
Total Red	431.21	324.58	241.01	224.99	594.61	832.86	567.50	628.82	592.32	
TOTAL WINE	423.68	308.98	230.29	232.33	589.48	816.54	531.08	570.44	516.14	
TOTAL ALL VARIETIES	422.60	308.00	216.43	221.07	589.48	418.76	531.08	472.71	451.04	

* Synonyms for variety names are shown on Page 5.

1/ Other categories include minor and mixed varieties.

*California Agricultural Statistics Service
publications are available
on the Internet at:*

<http://www.nass.usda.gov/ca>

CALIFORNIA AGRICULTURAL STATISTICS SERVICE

UNITED STATES
DEPARTMENT OF AGRICULTURE
 NATIONAL AGRICULTURAL STATISTICS SERVICE

STATE OF CALIFORNIA
DEPT. OF FOOD & AGRICULTURE
 MARKETING SERVICES DIVISION

P.O. BOX 1258
 SACRAMENTO, CA 95812-1258
 Phone: (916) 498-5161 -- Fax: (916) 498-5186

PUBLICATION AND SUBSCRIPTION REQUEST FORM

Complete the "publication request" if you would like to purchase one or more publications on a one-time basis only. We will mail you the latest release unless you indicate otherwise. When ordering diskettes, please be sure to check the appropriate file format.

Complete the "subscription request" if you would like to be placed on our regular mailing list for upcoming releases.

For all requests, check the publications you wish to receive, enter the amount in the space provided and total the cost of all fees. Please be sure to complete the "requested by" information.

Publications on this order form can be obtained free of charge at www.nass.usda.gov/ca. Please forward any inquires to our e-mail address at nass-ca@nass.usda.gov.

PUBLICATION REQUEST				
Check Here	Publication Title and Description	List the Years You Are Buying	Domestic Charge	Enter Amount
HARD COPY				
	California Agricultural Statistics: Annual Bulletin Year-end summary for field crops, fruit and nut crops, vegetable and melon crops, livestock, dairy and poultry. Also includes cash receipts, floriculture, top counties, and U.S. and state rankings. Crop years available: 1993-1994, 2002-2003		\$ 7.00 per year	
	County Agricultural Commissioners' Data: Annual Bulletin County acreage, production and value by commodity. Crop years available: 1980-2003		\$ 20.00 per year	
	Grape Acreage: Annual Bulletin Grape acreage by year planted, variety and county. Crop years available: 1961, 1964, 1969 and 1972-2004		\$ 10.00 per year	
	Grape Crush Report (Final): Annual Bulletin Tons purchased, crushed, Brix factors and price per ton by variety and district. Crop years available: 1976-2004		\$ 10.00 per year	
	Summary of County Agricultural Commissioners' Reports: Annual Bulletin Gross values by commodity groups. Crop years available: 1981-2003		\$ 5.00 per year	
DISKETTE				
All data files are IBM-PC compatible on 3.5 disks. Operating System: Windows 9x/XP Please indicate file format: <input type="checkbox"/> WordPerfect <input type="checkbox"/> Spreadsheet <input type="checkbox"/> Xbase				
	County Agricultural Commissioners' Data: Annual Bulletin County acreage, production and value by commodity. Crop years available: 1986-2003		\$ 20.00 per year	
	Grape Acreage: Annual Bulletin Grape acreage by year planted, variety and county. Crop years available: 1991-2004		\$ 20.00 per year	
	Grape Crush Report (Final): Annual Bulletin Tons purchased, crushed, Brix factors and price per ton by variety and district. Crop years available: 1991-2004		\$ 20.00 per year	
TOTAL ONE-TIME CHARGE				

Continued on back of page

CALIFORNIA AGRICULTURAL STATISTICS SERVICE

PUBLICATION AND SUBSCRIPTION REQUEST FORM — Continued

SUBSCRIPTION REQUEST				
Check Here	Publication Title and Description	Subscription Rate (First-Class Mail)		Enter Amount
		Foreign <u>1/</u>	Domestic <u>2/</u>	
907	Crop Weather Report: Weekly Weather's effect on crops; planting and harvesting information; weekly and accumulated precipitation data, and temperatures by station.	\$ 60.00	\$ 30.00	
910	Field Crop Review: Monthly Grain, cotton, hay, potatoes, sugar beets, etc.; acreage, production, value; price and warehouse data.	\$ 30.00	\$ 15.00	
920	Fruit and Nut Review: Monthly except November Berry, grape, citrus, deciduous fruit and nut acreage, production, price and utilization.	\$ 30.00	\$ 15.00	
922	Grape Crush Report (Preliminary and Final): February & March Bulletins Tons purchased, crushed, Brix factors and price per ton by variety and district.	\$ 40.00	\$ 20.00	
923	Grape Acreage: Annual Bulletin Grape acreage by year planted, variety and county.	\$ 20.00	\$ 10.00	
931	Vegetable Review: January, April, July, September and October Processing and fresh market vegetable and potato acreage, production and value.	\$ 14.00	\$ 7.00	
940	Livestock Review: Monthly Livestock inventories, intentions and values; pasture, slaughter and on-feed data for cattle and sheep.	\$ 30.00	\$ 15.00	
960	Poultry Review: Monthly Chicken and turkey settings, hatchings, eggs produced, inventory, value and cold storage.	\$ 30.00	\$ 15.00	
TOTAL SUBSCRIPTION FEES				

1/ Foreign mailing is via air mail. All checks must be drawn on a U.S. bank.

2/ Mexico's rate is the same as domestic rate.

PAYMENT	
Make check or money order payable to:	CASS/CDFA
Send this request form with remittance to:	California Agricultural Statistics Service P.O. Box 1258 Sacramento, CA 95812-1258

REQUESTED BY
Company or Firm Name:
Name:
Mailing Address:
City, State & Zip:
E-mail Address: