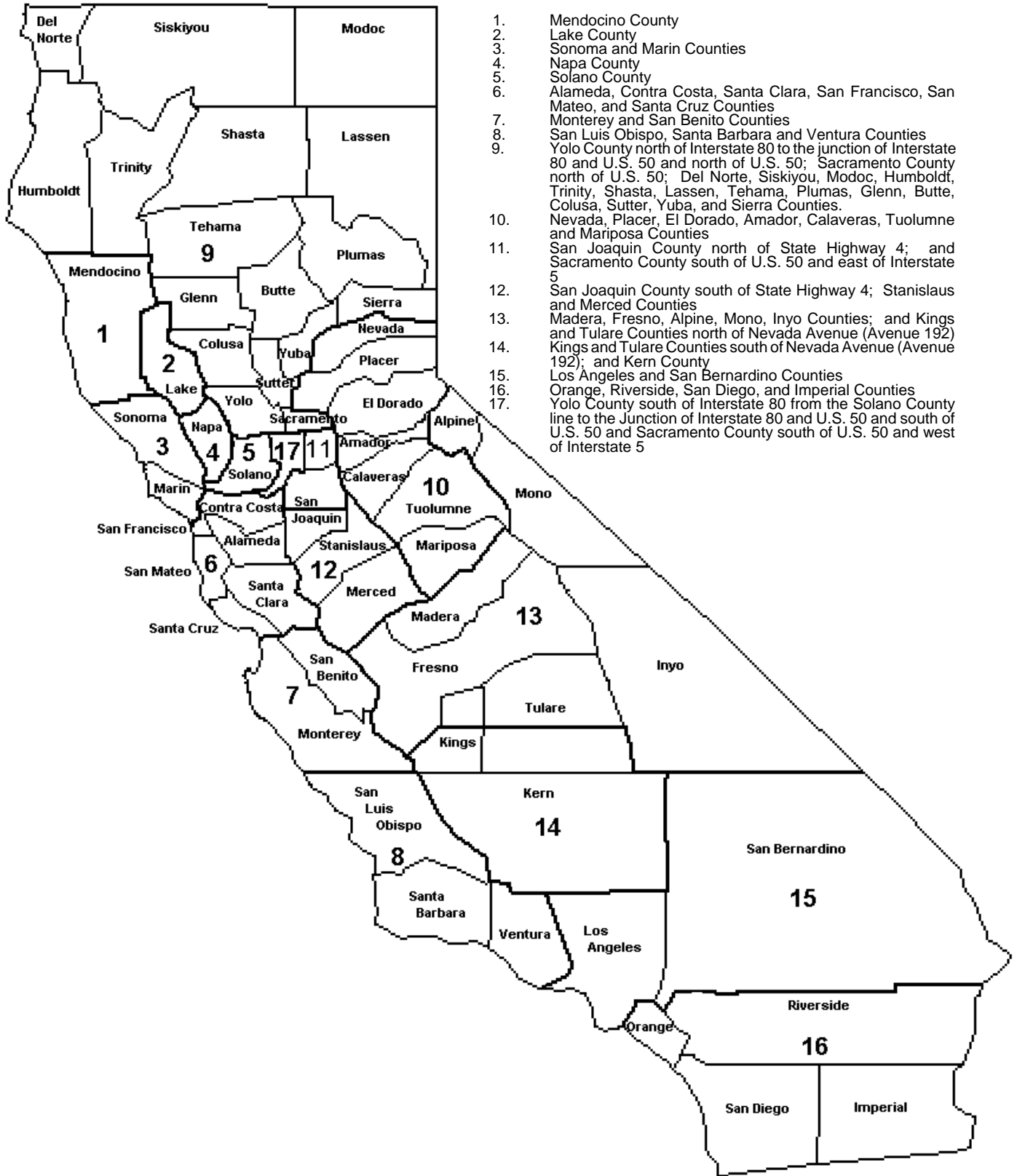


**FINAL
GRAPE CRUSH REPORT
2005 CROP**

March 10, 2006

**CALIFORNIA DEPARTMENT OF FOOD AND AGRICULTURE
SACRAMENTO, CALIFORNIA**

MAP AND DEFINITIONS OF CALIFORNIA GRAPE PRICING DISTRICTS



1. Mendocino County
2. Lake County
3. Sonoma and Marin Counties
4. Napa County
5. Solano County
6. Alameda, Contra Costa, Santa Clara, San Francisco, San Mateo, and Santa Cruz Counties
7. Monterey and San Benito Counties
8. San Luis Obispo, Santa Barbara and Ventura Counties
9. Yolo County north of Interstate 80 to the junction of Interstate 80 and U.S. 50 and north of U.S. 50; Sacramento County north of U.S. 50; Del Norte, Siskiyou, Modoc, Humboldt, Trinity, Shasta, Lassen, Tehama, Plumas, Glenn, Butte, Colusa, Sutter, Yuba, and Sierra Counties.
10. Nevada, Placer, El Dorado, Amador, Calaveras, Tuolumne and Mariposa Counties
11. San Joaquin County north of State Highway 4; and Sacramento County south of U.S. 50 and east of Interstate 5
12. San Joaquin County south of State Highway 4; Stanislaus and Merced Counties
13. Madera, Fresno, Alpine, Mono, Inyo Counties; and Kings and Tulare Counties north of Nevada Avenue (Avenue 192)
14. Kings and Tulare Counties south of Nevada Avenue (Avenue 192); and Kern County
15. Los Angeles and San Bernardino Counties
16. Orange, Riverside, San Diego, and Imperial Counties
17. Yolo County south of Interstate 80 from the Solano County line to the Junction of Interstate 80 and U.S. 50 and south of U.S. 50 and Sacramento County south of U.S. 50 and west of Interstate 5

TABLE OF CONTENTS

| | <u>PAGE</u> |
|--|-------------|
| GRAPE CRUSH REPORT OVERVIEW | 1 |
| EXPLANATION OF TABLES | 4 |
| TABLE 1: Grapes for Crushing: State totals by type and variety, weighted average degrees Brix, and weighted average dollars per ton, 2004-05 | 6 |
| TABLE 2: Tons of grapes crushed by California processors from the 2005 crop by type, variety, and reporting district where grown, with comparisons | 8 |
| TABLE 3: Weighted average degrees Brix for all grapes crushed by California processors from the 2005 crop by type, variety, and reporting district where grown, with comparisons | 12 |
| TABLE 4: Tons of grapes purchased for wine, concentrate, juice, vinegar, and beverage brandy, by California processors from the 2005 crop by type, variety, and reporting district where grown, with comparisons | 14 |
| TABLE 5: Weighted average degrees Brix for all grapes purchased for wine, concentrate, juice, vinegar, and beverage brandy, by California processors from the 2005 crop by type, variety, and reporting district where grown, with comparisons | 18 |
| TABLE 6: Weighted average grower returns per ton, delivered basis, purchased for wine, concentrate, juice, vinegar, and beverage brandy, by California processors from the 2005 crop by type, variety, and reporting district where grown, with comparisons | 20 |
| TABLE 7: Tons of grapes purchased by California processors as distilling material other than beverage brandy from the 2005 crop by type and variety, with comparisons | 24 |
| TABLE 8: Base price paid to growers for grapes crushed, delivered to California processors, from the 2005 crop, with Brix factors and purchased tonnage, by type, variety, reporting district where grown, and weighted average base price | 25 |
| TABLE 8: Supplement - 2005 Brix Adjustment Factor | 119 |
| TABLE 9: Tons of grapes crushed to growers' accounts by California processors from the 2005 crop by type, variety, and reporting district where grown, with comparisons <i>(Table 9 only appears in the Final Grape Crush Report.)</i> | 124 |
| TABLE 10: Weighted average grower returns per ton, delivered basis, non-related purchase for wine, concentrate, juice, vinegar, and beverage brandy, by California processors from the 2005 crop by type, variety, and reporting district where grown, with comparisons | 126 |

COMPILED AND PUBLISHED BY:

California Department of Food and Agriculture

in cooperation with

USDA's National Agricultural Statistics Service, California Field Office
650 Capitol Mall, Suite 6-100
P.O. Box 942871
Sacramento, CA 94271-0001

Phone: (916) 498-5161 ---- Fax: (916) 498-5186
E-mail: nass-ca@nass.usda.gov ---- Web: www.nass.usda.gov/ca

MARCH 10, 2006

*USDA, NASS, California Field Office
publications are available
free-of-charge on the Internet at:*

www.nass.usda.gov/ca

GRAPE CRUSH REPORT OVERVIEW

Information contained in this Report was supplied by processors to fulfill the reporting requirements of Section 55601.5 of the Food and Agricultural Code.

The Final Grape Crush Report includes all grape tonnage crushed during the 2005 season. Changes in tonnage, Brix, and prices from the preliminary report to this final report were due to late reports, and corrections to the original data. Reporting errors by some processors have caused a change in some district/variety entries.

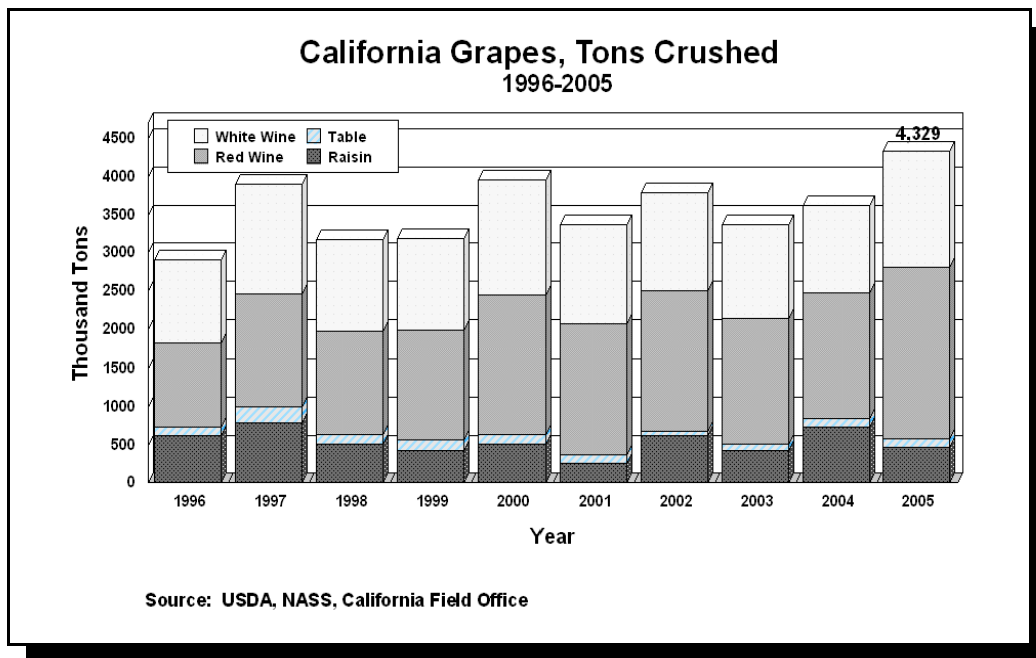
Details of the crushed tonnage, degrees Brix, and weighted average prices were reported by grape type and variety, as well as by grape pricing districts. The 17 districts refer to the area in which the grapes were grown as defined in the Administrative Code. A district map is located on the inside of the front cover.

SUMMARY OF GRAPE TONNAGES AND PRICES

The 2005 crush totaled 4,328,840 tons, up 20 percent from the 2004 crush of 3,615,278 tons. Red wine varieties accounted for the largest share of all grapes crushed, at 2,234,595 tons, up 36 percent from 2004. The 2005 white wine variety crush totaled 1,520,572 tons, up 34 percent from 2004. Tons crushed of raisin type varieties totaled 467,483, down 36 percent from 2004, while tons crushed of table type varieties totaled 106,190, down 6 percent from 2004. (See chart below.)

Beginning with the 1999 season, the Grape Crush Report includes the total number of tons crushed for concentrate production. In determining grape tonnage crushed for concentrate production, each processor was required to report the estimated equivalent tons of grapes crushed for grape concentrate. For the 2005 season, this total was 550,296 tons, approximately 13 percent of the 2005 grape crush total. This report provides only the aggregate figure for grapes crushed for concentrate production and does not include information by district, type, or variety.

California grape growers received prices in 2005 for raisin and table grapes that were, on average, below the 2004 prices, while the prices received for red and white were, on average, above the 2004 prices. The 2005 average price of all varieties was \$532.78, up 10 percent from 2004. Average prices for the 2005 crop by type were as follows: red wine grapes, \$633.48, up 1 percent from 2004; white wine grapes, \$506.37, up 4 percent from 2004; raisin grapes, \$164.25, down 18 percent; and table grapes, \$121.36, down 39 percent. These price levels have not been adjusted for inflation.



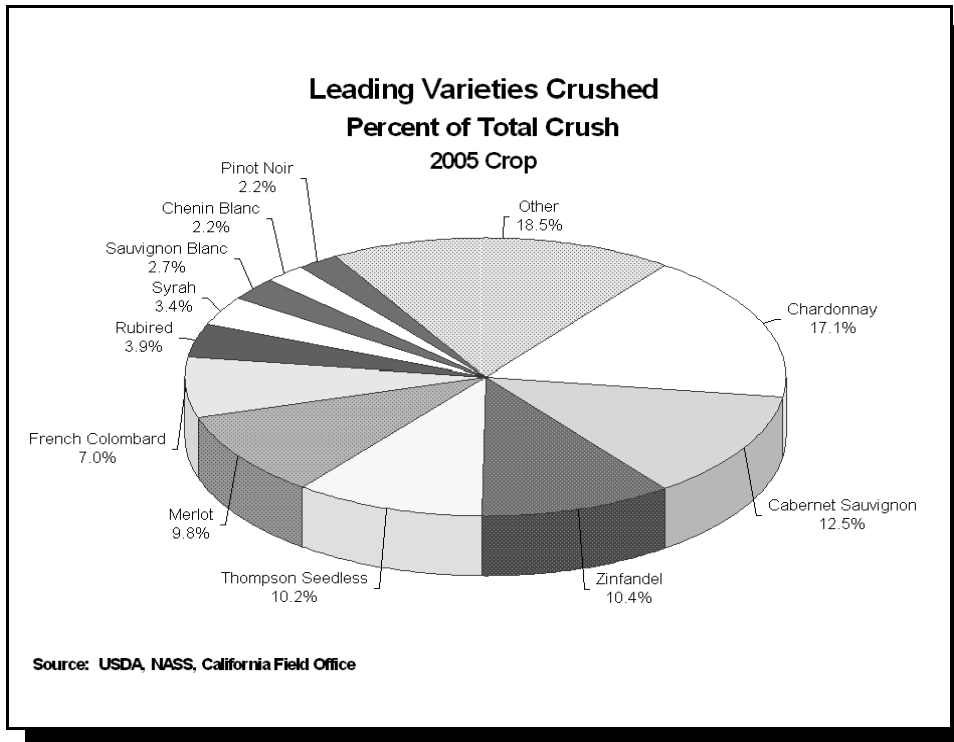
CALIFORNIA GRAPE CRUSH TONNAGE AND PRICE, 1988-2005

| Crop Year | Raisin Type | | Table Type | | Red Wine Type | | White Wine Type | | All Types | |
|-----------|--------------|-----------------|--------------|-----------------|---------------|-----------------|-----------------|-----------------|--------------|-----------------|
| | Tons (1,000) | Dollars Per Ton | Tons (1,000) | Dollars Per Ton | Tons (1,000) | Dollars Per Ton | Tons (1,000) | Dollars Per Ton | Tons (1,000) | Dollars Per Ton |
| 1988 | 415 | 116 | 312 | 131 | 760 | 409 | 1,356 | 238 | 2,843 | 253 |
| 1989 | 370 | 132 | 211 | 128 | 872 | 410 | 1,272 | 297 | 2,725 | 297 |
| 1990 | 268 | 126 | 170 | 127 | 804 | 355 | 1,331 | 277 | 2,573 | 276 |
| 1991 | 284 | 150 | 157 | 141 | 840 | 383 | 1,289 | 319 | 2,570 | 310 |
| 1992 | 785 | 182 | 217 | 170 | 888 | 438 | 1,209 | 364 | 3,099 | 325 |
| 1993 | 452 | 152 | 137 | 147 | 979 | 430 | 1,327 | 316 | 2,895 | 323 |
| 1994 | 239 | 118 | 123 | 136 | 936 | 462 | 1,242 | 317 | 2,540 | 344 |
| 1995 | 432 | 164 | 170 | 162 | 1,052 | 515 | 1,175 | 351 | 2,829 | 372 |
| 1996 | 618 | 191 | 117 | 188 | 1,079 | 611 | 1,094 | 469 | 2,908 | 452 |
| 1997 | 786 | 185 | 212 | 169 | 1,461 | 656 | 1,433 | 546 | 3,891 | 497 |
| 1998 | 506 | 164 | 135 | 150 | 1,333 | 643 | 1,194 | 521 | 3,169 | 502 |
| 1999 | 419 | 200 | 149 | 187 | 1,422 | 649 | 1,195 | 518 | 3,185 | 525 |
| 2000 | 513 | 125 | 120 | 118 | 1,816 | 628 | 1,503 | 500 | 3,951 | 504 |
| 2001 | 262 | 86 | 101 | 87 | 1,706 | 680 | 1,300 | 491 | 3,368 | 555 |
| 2002 | 622 | 76 | 61 | 80 | 1,817 | 614 | 1,288 | 432 | 3,787 | 462 |
| 2003 | 422 | 95 | 84 | 91 | 1,634 | 609 | 1,230 | 429 | 3,370 | 471 |
| 2004 | 727 | 200 | 113 | 199 | 1,639 | 627 | 1,136 | 487 | 3,615 | 482 |
| 2005 | 467 | 164 | 106 | 121 | 2,235 | 633 | 1,521 | 506 | 4,329 | 533 |

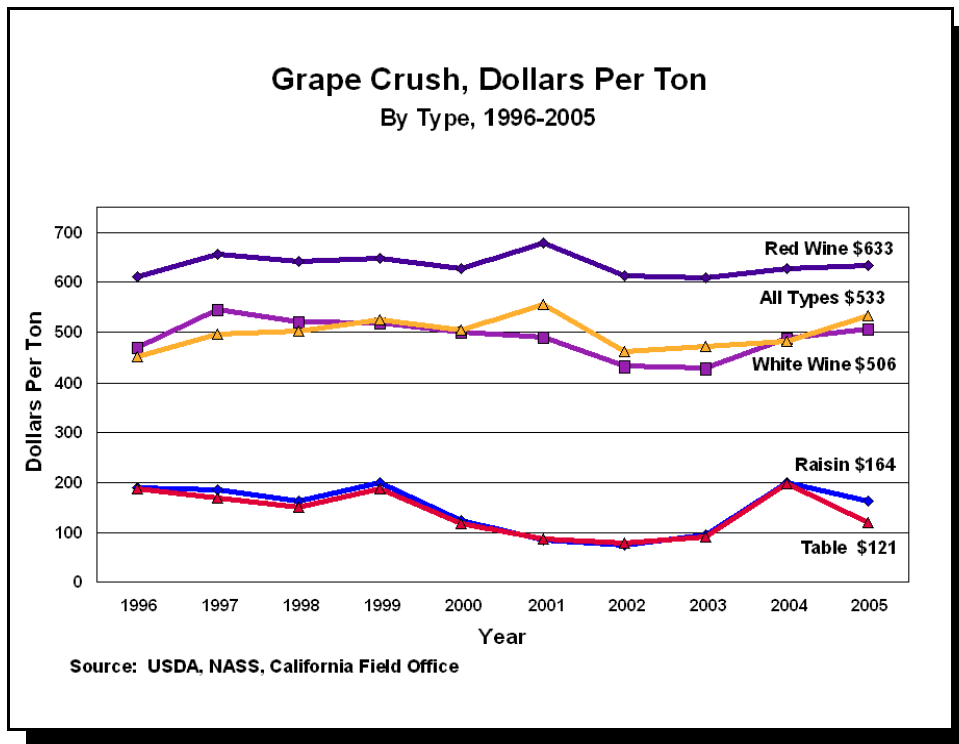
Source: USDA, NASS, California Field Office

LEADING GRAPE VARIETIES AND DISTRICTS

In 2005, Chardonnay accounted for the largest percentage of crush volume with 17.1 percent. Cabernet Sauvignon accounted for the second leading percentage of crush with 12.5 percent of the total crush. The next eight highest percentages of grapes crushed were all wine varieties, with the exception of Thompson Seedless.



Grapes produced in District 4 (Napa County) received the highest average price of \$2,990.23 per ton, up 2 percent from 2004. District 3 (Sonoma and Marin counties) received the second highest return of \$1,871.23, virtually unchanged from 2004. The 2005 Chardonnay price of \$713.98 was up 3 percent from 2004, while the 2005 Cabernet Sauvignon price of \$938.12 was down 4 percent from 2004. The 2005 average price for Merlot was \$729.53, down 9 percent from 2004, while the Zinfandel average price of \$472.08 was down less than 1 percent from 2004.



EXPLANATION OF TABLES

TABLE 1 is a summary of the 2005 crop State totals by grape type and varieties that are shown in detail by grape pricing districts in Tables 2 through 6. State totals and averages for 2004 are shown for comparison.

TABLE 2 includes over-the-scale fresh tonnage of all grapes crushed by California processors from the 2005 crop. Over-the-scale fresh weight tonnage includes materials other than grapes (MOG) and defects. This table is broken down by the 17 grape pricing districts and by variety. State totals for 2004 are shown for comparison. Crushed tonnage includes all grapes crushed whether: grown and crushed by processors; purchased and crushed by processors; crushed by cooperatives, juice manufacturers, etc.; or crushed for others, including growers.

TABLE 3 shows the weighted average degrees Brix for all grapes crushed (TABLE 2) by California processors from the 2005 crop. The weighted average degrees Brix is reported by grape pricing districts and variety. State averages for 2004 are shown for comparison.

TABLE 4 includes net weight fresh tonnage of all grapes purchased for wine, concentrate, juice, vinegar, and beverage brandy by California processors from the 2005 crop. Net weight fresh tonnage does not include material other than grapes (MOG) and defects or other weight adjustments deducted from gross weight. The purchased tonnage is reported by variety and grape pricing districts. State totals for 2004 are shown for comparison. TABLE 4 does not include tonnage purchased as distilling material other than beverage brandy, this is shown in TABLE 7. Prices for all tonnage shown in this table are final and not subject to change. Grapes pooled by cooperatives, those grown by processors and used for their own production and grapes crushed to growers' accounts are not included.

TABLE 5 shows the weighted average degrees Brix for all grapes purchased for wine, concentrate, juice, vinegar, and beverage brandy (TABLE 4) by California processors from the 2005 crop. The weighted average degrees Brix is reported by grape pricing districts and variety. State averages for 2004 are shown for comparison. TABLE 5 does not include degrees Brix of tonnage purchased as distilling material other than beverage brandy, this is shown in TABLE 7. Grapes pooled by cooperatives, those grown by processors and used for their own production and grapes crushed to growers' accounts are not included.

TABLE 6 gives the weighted average price per ton, delivered basis, of all tonnage purchased for wine, concentrate, juice, vinegar, and beverage brandy (TABLE 4) by California processors from the 2005 crop. The weighted average prices are reported by variety, and grape pricing districts. State averages for 2004 are shown for comparison. TABLE 6 does not include prices of tonnage purchased as distilling material other than beverage brandy, this is shown in TABLE 7. Prices shown in this table are final and not subject to change. Grapes pooled by cooperatives, those grown by processors and used for their own production and grapes crushed to growers' accounts are not included.

Weighted average prices reflect final prices through January 10, 2006 and include any Brix adjustments, bonuses or allowances. Prices are equivalent to delivered basis in the area grown including normal within-area hauling allowances. Purchases made on a roadside basis include the usual hauling allowance for local delivery in the area grown. Out-of-area purchases made on a delivered basis do not include extra hauling allowances for delivery outside the area.

The following example indicates the method used for calculating weighted averages:

| DATA PAGE | | | | | | | | | | | | | | | | | | | | |
|-----------------------------|-------------------|------|------|---------------------------------------|------------------------|------------------------------|--|----------------------------|------------------------|------------------------------|--------------------|------------------------|------|---|------------|------------------------|------|------|-------------------------|-------------------------------|
| IDENTIFICATION | | | | SECTION I. | | | SECTION II. | | | | | | | | | | | | | |
| | | | | Total Grapes Crushed At Your Facility | | | Final Prices Of Grapes Purchased From Grower(s) For Wine, Concentrate, Juice, Vinegar And Beverage Brandy | | | | | | | | | | | | | |
| VARIETY (List full name) | Dist. Where Grown | Code | Line | Over The Scale Tons | Wtd. Avg. Degrees Brix | Total Brix (Col. 3 X Col. 4) | Purchased Tons Only | | Wtd. Avg. Degrees Brix | Total Brix (Col. 5 X Col. 7) | Base Price Per Ton | Acceptable Brix Limits | | Brix Adjustment Factors Per Degrees Brix Per Ton Plus & Minus | Office Use | Brix Adjustment Limits | | | Wtd. Avg. Price Per Ton | Total Paid (Col. 5 x Col. 16) |
| | | | | | | | All Purchased Tons | Non-Related Purchased Tons | | | | Min. | Max. | | | Base | Min. | Max. | | |
| | | 1 | 2 | 3 | 4 | A | 5 | 6 | 7 | B | 8 | 9 | 10 | 11 | 12 | 13 | 14 | 15 | 16 | C |
| Petite Sirah | 1 | | | 155.5 | 20.6 | 3,203.3 | 100.0 | 100.0 | 20.1 | 2,010.0 | 450.0 | 19.0 | 25.0 | + or - 10% | | 22.0 | 20.0 | 24.0 | 364.50 | 36,450.00 |
| Petite Sirah | 1 | | | 20.5 | 19.0 | 389.5 | 20.5 | 20.5 | 19.0 | 389.5 | 450.0 | 19.0 | 25.0 | + or - 10% | | 22.0 | 20.0 | 24.0 | 418.50 | 8,579.25 |
| Petite Sirah | 1 | | | 10.6 | 23.5 | 249.1 | 10.6 | 10.6 | 23.5 | 249.1 | 450.0 | 19.0 | 25.0 | + or - 10% | | 22.0 | 20.0 | 24.0 | 517.50 | 5,485.50 |
| Combined | 1 | | | 186.6 | 20.6 | 3,841.9 | 131.1 | 131.1 | 20.2 | 2,648.6 | 450.0 | 19.0 | 25.0 | + or - 10% | | 22.0 | 20.0 | 24.0 | 385.31 | 50,514.75 |

Column 4 was obtained by dividing the total Over the Scale Tons (Column 3) into the Total Brix of these same tons (Column A):

$$\frac{3,841.9}{186.6} = 20.6$$

Column 7 was obtained by dividing the Purchased Tons Only (Column 5) into the Total Brix of these same tons (Column B):

$$\frac{2,648.6}{131.1} = 20.2$$

Column 16 was obtained by dividing the total Purchased Tons Only (Column 5) into the total dollars paid for these same tons (Column C):

$$\frac{\$50,514.75}{131.1} = \$385.31$$

TABLE 7 shows all grape tonnage purchased as distilling material other than beverage brandy by California processors from the 2005 crop. The tonnage, weighted average degrees Brix and price per ton are shown by grape type and variety. State totals and averages for 2004 are given for comparison.

TABLE 8 shows base prices paid to growers by Brix adjustment factors, purchased tonnage, type, variety and reporting district where grown. Weighted average base prices and total purchased tonnage are included.

The Brix adjustment factors determine adjustments to base prices to compensate for sugar variations. In this report, adjustments are expressed in dollars per ton, or percent of base price per degree variance from the established Brix base. Occasional lots are traded on price per degree Brix as delivered.

TABLE 9 includes tonnage of all grapes crushed to growers' accounts by California processors from the 2005 crop. Growers retained ownership of these grapes at the time of crushing. This tonnage is reported by grape pricing district and variety. Comparisons with 2004 are shown. (**Table 9 only appears in the Final Grape Crush Report.**)

TABLE 10 gives the weighted average price per ton, delivered basis, of all tonnage purchased from non-related sources for wine, concentrate, juice, vinegar, and beverage brandy (TABLE 4) by California processors from the 2005 crop. The weighted average prices are reported by variety, and grape pricing districts. State averages for 2004 are shown for comparison. TABLE 10 does not include prices of tonnage purchased as distilling material other than beverage brandy, this is shown in TABLE 7. Prices shown in this table are final and not subject to change. Grapes pooled by cooperatives, those grown by processors and used for their own production and grapes crushed to growers' accounts are not included.

Non-Related Purchased Tons: Excludes tonnage of grapes purchased from a grower if:

- (a) The grower or an affiliate of the grower, or both the grower and the affiliate of the grower, owned, directly or indirectly, at least 5 percent of the indicia of ownership or voting authority of the winery (processor);
- (b) The winery (processor) or an affiliate of the winery, or both the winery and the affiliate of the winery, owned, directly or indirectly, at least 5 percent of the indicia of ownership or voting authority of the grower;
- (c) The winery (processor) or an affiliate of the winery, or both the winery and the affiliate of the winery, provided long-term financing to the grower in exchange for rights or options to purchase a significant portion of the grower's harvest.

| Grape Variety Synonyms | | |
|--|---|---|
| Alicante Bouschet * -- Alicante | Malaga * -- White Malaga | Red Globe * -- Rose Ito |
| Beauty Seedless* -- Black Beauty | Malvasia Bianca * -- Vennentino, Vermintino | Refosco * -- Mondeuse |
| Blaufraenkisch * -- Lemberger | Marechal Foch * -- Foch | Rubired * -- Tintoria |
| Burger * -- Monbadon | Mataro * -- Mourvedre | Ruby Seedless * -- King Ruby |
| Chardonnay * -- Pinot Chardonnay, | Meunier * -- Pinot Meunier | Sangiovese * -- Sangiovetto, Brunello |
| Chardonnay Musque | Moscato Gaillo * -- Muscat Yellow | Sauvignon Vert * -- Muscadelle |
| Cinsaut * -- Black Malvoisie, Black Malvasia | Muscat Blanc * -- Muscat Canelli, | St. Emilion * -- Ugni Blanc, Trebbiano |
| Crimson Seedless * - -Red Crimson | Muscat Blanc A Petits Grains | Syrah * -- French Syrah, Shiraz, Syrah Noir |
| Emerald Seedless * -- Black Seedless | Muscat Hamburg * -- Black Muscat | Tempranillo * -- Tinta Roriz, Valdepenas |
| Flame Seedless * -- Red Flame | Negrette * -- Pinot St. George | Touriga Nacional * -- Touriga |
| Gamay (Napa) * -- Gamay, Valdiguie | Nero D'Avola * -- Calabrese | Trousseau * -- Bastardo |
| Gray Riesling * -- Trousseau Gris | Palomino * -- Golden Chasselas | White Riesling * -- Johannisberg Riesling, |
| Grenache * -- Grenache Noir | Pinot Gris * -- Pinot Grigio | Riesling |
| Italia * -- Muscat Italia | Princess * -- Melissa | |

**TABLE 2: TONS OF GRAPES CRUSHED BY CALIFORNIA PROCESSORS
FROM THE 2005 CROP BY TYPE, VARIETY, AND REPORTING DISTRICT WHERE GROWN, WITH COMPARISONS**

| Type and Variety | 1 | 2 | 3 | 4 | 5 | 6 | 7 | 8 | 9 | 10 |
|-----------------------------|----------|----------|----------|----------|----------|---------|-----------|-----------|----------|---------|
| | Tons | | | | | | | | | |
| RAISIN GRAPES: | | | | | | | | | | |
| Diamond Muscat | 0.0 | 0.0 | 0.0 | 0.0 | 0.0 | 0.0 | 0.0 | 0.0 | 0.0 | 0.0 |
| Dovine | 0.0 | 0.0 | 0.0 | 0.0 | 0.0 | 0.0 | 0.0 | 0.0 | 0.0 | 0.0 |
| Fiesta | 0.0 | 0.0 | 0.0 | 0.0 | 0.0 | 0.0 | 0.0 | 0.0 | 0.0 | 0.0 |
| Selma Pete | 0.0 | 0.0 | 0.0 | 0.0 | 0.0 | 0.0 | 0.0 | 0.0 | 0.0 | 0.0 |
| Sultana | 0.0 | 0.0 | 0.0 | 0.0 | 0.0 | 0.0 | 0.0 | 0.0 | 0.0 | 0.0 |
| Thompson Seedless | 0.0 | 0.0 | 0.0 | 0.0 | 0.0 | 0.0 | 0.0 | 0.0 | 0.0 | 0.0 |
| Other Raisin 1/ | 0.0 | 0.0 | 0.0 | 0.0 | 0.0 | 0.0 | 0.0 | 0.0 | 0.0 | 0.0 |
| Total Raisin | 0.0 | 0.0 | 0.0 | 0.0 | 0.0 | 0.0 | 0.0 | 0.0 | 0.0 | 0.0 |
| TABLE GRAPES: | | | | | | | | | | |
| Autumn Royal | 0.0 | 0.0 | 0.0 | 0.0 | 0.0 | 0.0 | 0.0 | 0.0 | 0.0 | 0.0 |
| Autumn Seedless | 0.0 | 0.0 | 0.0 | 0.0 | 0.0 | 0.0 | 0.0 | 0.0 | 0.0 | 0.0 |
| Beauty Seedless * | 0.0 | 0.0 | 0.0 | 0.0 | 0.0 | 0.0 | 0.0 | 0.0 | 0.0 | 0.0 |
| Black Emerald | 0.0 | 0.0 | 0.0 | 0.0 | 0.0 | 0.0 | 0.0 | 0.0 | 0.0 | 0.0 |
| Black Monukka | 0.0 | 0.0 | 0.0 | 0.0 | 0.0 | 0.0 | 0.0 | 0.0 | 0.0 | 0.0 |
| Calmeria | 0.0 | 0.0 | 0.0 | 0.0 | 0.0 | 0.0 | 0.0 | 0.0 | 0.0 | 0.0 |
| Cardinal | 0.0 | 0.0 | 0.0 | 0.0 | 0.0 | 0.0 | 0.0 | 0.0 | 0.0 | 0.0 |
| Christmas Rose | 0.0 | 0.0 | 0.0 | 0.0 | 0.0 | 0.0 | 0.0 | 0.0 | 0.0 | 0.0 |
| Crimson Seedless * | 0.0 | 0.0 | 0.0 | 0.0 | 0.0 | 0.0 | 0.0 | 0.0 | 0.0 | 0.0 |
| Dawn Seedless | 0.0 | 0.0 | 0.0 | 0.0 | 0.0 | 0.0 | 0.0 | 0.0 | 0.0 | 0.0 |
| Early Sweet | 0.0 | 0.0 | 0.0 | 0.0 | 0.0 | 0.0 | 0.0 | 0.0 | 0.0 | 0.0 |
| Emerald Seedless * | 0.0 | 0.0 | 0.0 | 0.0 | 0.0 | 0.0 | 0.0 | 0.0 | 0.0 | 0.0 |
| Emperor | 0.0 | 0.0 | 0.0 | 0.0 | 0.0 | 0.0 | 0.0 | 0.0 | 0.0 | 0.0 |
| Exotic | 0.0 | 0.0 | 0.0 | 0.0 | 0.0 | 0.0 | 0.0 | 0.0 | 0.0 | 0.0 |
| Fantasy Seedless | 0.0 | 0.0 | 0.0 | 0.0 | 0.0 | 0.0 | 0.0 | 0.0 | 0.0 | 0.0 |
| Flame Seedless * | 0.0 | 0.0 | 0.0 | 0.0 | 0.0 | 0.0 | 0.0 | 0.0 | 0.0 | 0.0 |
| Flame Tokay | 0.0 | 0.0 | 0.0 | 0.0 | 0.0 | 0.0 | 0.0 | 0.0 | 0.0 | 0.0 |
| Italia * | 0.0 | 0.0 | 0.0 | 0.0 | 0.0 | 0.0 | 0.0 | 0.0 | 0.0 | 0.0 |
| Jade Seedless | 0.0 | 0.0 | 0.0 | 0.0 | 0.0 | 0.0 | 0.0 | 0.0 | 0.0 | 0.0 |
| Malaga * | 0.0 | 0.0 | 0.0 | 0.0 | 0.0 | 0.0 | 0.0 | 0.0 | 0.0 | 0.0 |
| Marroo Seedless | 0.0 | 0.0 | 0.0 | 0.0 | 0.0 | 0.0 | 0.0 | 0.0 | 0.0 | 0.0 |
| Perlette | 0.0 | 0.0 | 0.0 | 0.0 | 0.0 | 0.0 | 0.0 | 0.0 | 0.0 | 0.0 |
| Princess * | 0.0 | 0.0 | 0.0 | 0.0 | 0.0 | 0.0 | 0.0 | 0.0 | 0.0 | 0.0 |
| Queen | 0.0 | 0.0 | 0.0 | 0.0 | 0.0 | 0.0 | 0.0 | 0.0 | 0.0 | 0.0 |
| Red Globe * | 0.0 | 0.0 | 0.0 | 0.0 | 0.0 | 0.0 | 0.0 | 0.0 | 0.0 | 0.0 |
| Ribier | 0.0 | 0.0 | 0.0 | 0.0 | 0.0 | 0.0 | 0.0 | 0.0 | 0.0 | 0.0 |
| Rouge | 0.0 | 0.0 | 0.0 | 0.0 | 0.0 | 0.0 | 0.0 | 0.0 | 0.0 | 0.0 |
| Ruby Seedless * | 0.0 | 0.0 | 0.0 | 0.0 | 0.0 | 0.0 | 0.0 | 0.0 | 0.0 | 0.0 |
| Packinghouse Culls | 0.0 | 0.0 | 0.0 | 0.0 | 0.0 | 0.0 | 0.0 | 0.0 | 0.0 | 0.0 |
| Other Table 1/ | 0.0 | 0.0 | 0.0 | 0.8 | 0.0 | 0.0 | 0.4 | 0.0 | 0.0 | 0.0 |
| Total Table | 0.0 | 0.0 | 0.0 | 0.8 | 0.0 | 0.0 | 0.4 | 0.0 | 0.0 | 0.0 |
| WINE GRAPES (WHITE): | | | | | | | | | | |
| Arneis | 8.9 | 0.0 | 55.6 | 0.0 | 0.0 | 0.0 | 13.6 | 7.8 | 0.0 | 0.0 |
| Burger * | 0.0 | 0.0 | 0.0 | 0.0 | 0.0 | 0.0 | 0.0 | 0.0 | 0.0 | 0.0 |
| Chardonnay * | 21,966.1 | 2,034.0 | 73,824.6 | 33,966.4 | 6,110.7 | 7,294.6 | 137,873.4 | 82,659.5 | 24,759.2 | 611.2 |
| Chasselas Dore | 0.0 | 0.0 | 2.1 | 0.0 | 0.0 | 0.0 | 0.0 | 0.0 | 0.0 | 0.0 |
| Chenin Blanc | 685.8 | 0.0 | 167.8 | 146.0 | 1,437.4 | 0.2 | 2,430.4 | 3,157.3 | 92.6 | 23.5 |
| Cortese | 3.4 | 0.0 | 0.0 | 0.0 | 0.0 | 0.0 | 0.0 | 11.0 | 0.0 | 0.0 |
| Emerald Riesling | 0.0 | 0.0 | 0.0 | 0.0 | 0.0 | 0.0 | 0.0 | 0.0 | 0.0 | 0.0 |
| Flora | 1.7 | 0.0 | 0.0 | 39.5 | 0.0 | 0.0 | 0.0 | 0.0 | 0.0 | 2.5 |
| Folle Blanche | 0.0 | 0.0 | 15.6 | 0.0 | 0.0 | 0.0 | 0.0 | 0.0 | 0.0 | 0.0 |
| French Colombard | 189.4 | 0.0 | 292.4 | 0.6 | 115.6 | 0.0 | 297.7 | 0.0 | 897.4 | 0.0 |
| Gewurztraminer | 554.9 | 823.9 | 358.9 | 14.2 | 0.0 | 378.2 | 5,068.1 | 1,785.9 | 8.7 | 8.1 |
| Gray Riesling * | 0.0 | 0.0 | 47.1 | 7.1 | 0.0 | 0.0 | 0.0 | 0.0 | 0.0 | 0.0 |
| Grenache Blanc | 0.0 | 0.0 | 0.0 | 0.0 | 0.0 | 0.0 | 47.0 | 51.2 | 6.2 | 2.8 |
| Kerner | 0.0 | 0.0 | 0.0 | 0.0 | 0.0 | 0.0 | 0.0 | 0.0 | 0.0 | 0.0 |
| Malvasia Bianca * | 0.0 | 0.0 | 50.8 | 1.4 | 21.0 | 9.7 | 620.8 | 24.1 | 0.0 | 5.5 |
| Marsanne | 27.1 | 5.7 | 50.6 | 42.3 | 0.0 | 14.4 | 119.1 | 70.9 | 3.5 | 35.7 |
| Melon | 0.0 | 0.0 | 18.7 | 0.0 | 0.0 | 0.0 | 0.0 | 0.0 | 0.0 | 0.1 |
| Montonico | 0.0 | 0.0 | 0.0 | 0.0 | 0.0 | 13.5 | 0.0 | 0.0 | 0.0 | 0.0 |
| Moscato Gaillo * | 2.9 | 0.0 | 0.0 | 0.0 | 0.0 | 0.0 | 0.0 | 0.5 | 0.0 | 0.0 |
| Muscat Blanc * | 181.3 | 370.1 | 57.0 | 266.0 | 36.4 | 12.4 | 895.4 | 1,053.7 | 5.4 | 69.1 |
| Muscat Orange | 46.7 | 0.0 | 0.0 | 0.0 | 0.0 | 43.3 | 67.3 | 41.8 | 5.8 | 47.1 |
| Muscat of Alexandria | 0.0 | 0.0 | 7.7 | 0.0 | 0.0 | 0.0 | 0.0 | 0.0 | 1,793.3 | 0.0 |
| Palomino * | 0.0 | 0.0 | 10.1 | 0.0 | 0.0 | 21.0 | 0.0 | 0.0 | 0.0 | 0.0 |
| Pinot Blanc | 88.7 | 31.5 | 404.4 | 166.6 | 0.0 | 8.2 | 450.8 | 560.0 | 0.0 | 0.1 |
| Pinot Gris * | 291.0 | 103.1 | 1,339.5 | 824.3 | 495.6 | 204.1 | 6,901.2 | 4,135.9 | 346.0 | 33.0 |
| Roussanne | 54.2 | 6.6 | 61.9 | 40.8 | 10.3 | 27.2 | 101.8 | 437.7 | 5.4 | 63.2 |
| Sauvignon Blanc | 3,067.3 | 7,884.6 | 12,708.9 | 12,127.8 | 1,593.3 | 1,072.0 | 8,921.7 | 8,280.5 | 677.7 | 444.9 |
| Sauvignon Musque | 42.4 | 43.9 | 155.2 | 301.3 | 7.8 | 30.3 | 88.2 | 25.1 | 0.0 | 0.0 |
| Sauvignon Vert * | 0.0 | 0.0 | 0.0 | 7.6 | 0.0 | 0.0 | 0.0 | 0.0 | 0.0 | 0.0 |
| Scheurebe | 0.0 | 0.0 | 0.0 | 17.2 | 0.0 | 0.0 | 0.0 | 0.0 | 0.0 | 0.0 |
| Semillon | 65.6 | 389.8 | 598.5 | 791.3 | 156.8 | 59.9 | 249.5 | 414.7 | 78.2 | 37.3 |
| St. Emilion * | 0.0 | 0.0 | 0.0 | 0.0 | 0.0 | 0.0 | 0.0 | 0.0 | 0.0 | 1.4 |
| Sylvaner | 0.0 | 0.0 | 0.0 | 0.0 | 0.0 | 0.0 | 0.0 | 19.4 | 0.0 | 0.0 |
| Symphony | 3.5 | 0.0 | 0.0 | 0.0 | 120.7 | 0.0 | 0.0 | 0.0 | 280.5 | 34.4 |
| Tocai Friulano | 44.2 | 0.0 | 20.5 | 2.0 | 0.0 | 0.0 | 40.5 | 28.4 | 0.0 | 0.5 |
| Triplett Blanc | 0.0 | 0.0 | 0.0 | 0.0 | 0.0 | 0.0 | 0.0 | 0.0 | 0.0 | 0.0 |
| Verdelho | 0.0 | 0.0 | 0.0 | 3.2 | 0.0 | 18.6 | 0.0 | 10.6 | 4.0 | 7.2 |
| Vernaccia | 0.0 | 0.0 | 52.7 | 0.0 | 0.0 | 0.0 | 0.0 | 0.0 | 0.0 | 0.0 |
| Viognier | 506.4 | 124.9 | 554.7 | 312.8 | 268.2 | 128.5 | 823.2 | 1,492.3 | 564.4 | 163.6 |
| White Riesling * | 236.3 | 62.7 | 93.1 | 444.2 | 103.8 | 10.9 | 9,046.1 | 1,493.8 | 10.8 | 28.2 |
| Other White 1/ | 0.5 | 1.0 | 18.1 | 22.6 | 3.3 | 30.5 | 62.5 | 35.5 | 10.9 | 3.7 |
| Total White | 28,068.3 | 11,881.8 | 90,966.5 | 49,545.2 | 10,480.9 | 9,377.5 | 174,118.3 | 105,797.6 | 29,550.0 | 1,623.1 |

**TABLE 2: TONS OF GRAPES CRUSHED BY CALIFORNIA PROCESSORS
FROM THE 2005 CROP BY TYPE, VARIETY, AND REPORTING DISTRICT WHERE GROWN, WITH COMPARISONS**

| Type and Variety | 11 | 12 | 13 | 14 | 15 | 16 | 17 | 2005 State Total | 2004 State Total |
|-----------------------------|-----------|-----------|-----------|-----------|---------|---------|----------|------------------|------------------|
| Tons | | | | | | | | | |
| RAISIN GRAPES: | | | | | | | | | |
| Diamond Muscat | 0.0 | 0.0 | 6.5 | 0.0 | 0.0 | 0.0 | 0.0 | 6.5 | 0.0 |
| Dovine | 0.0 | 0.0 | 1,004.0 | 464.8 | 0.0 | 0.0 | 0.0 | 1,468.8 | 3,693.6 |
| Fiesta | 0.0 | 0.0 | 9,745.8 | 5,348.2 | 0.0 | 0.0 | 0.0 | 15,094.0 | 45,626.0 |
| Selma Pete | 0.0 | 0.0 | 876.4 | 0.0 | 0.0 | 0.0 | 0.0 | 876.4 | 0.0 |
| Sultana | 0.0 | 0.0 | 5.1 | 0.0 | 0.0 | 0.0 | 0.0 | 5.1 | 0.0 |
| Thompson Seedless | 0.0 | 978.5 | 313,734.3 | 126,821.7 | 1,043.6 | 0.0 | 0.0 | 442,578.1 | 677,626.2 |
| Other Raisin 1/ | 0.0 | 0.0 | 0.0 | 7,454.5 | 0.0 | 0.0 | 0.0 | 7,454.5 | 0.0 |
| Total Raisin | 0.0 | 978.5 | 325,372.1 | 140,089.2 | 1,043.6 | 0.0 | 0.0 | 467,483.4 | 726,945.8 |
| TABLE GRAPES: | | | | | | | | | |
| Autumn Royal | 0.0 | 0.0 | 0.0 | 2,031.7 | 0.0 | 0.0 | 0.0 | 2,031.7 | 2,104.9 |
| Autumn Seedless | 0.0 | 0.0 | 0.0 | 0.0 | 0.0 | 0.0 | 0.0 | 0.0 | 14.0 |
| Beauty Seedless * | 0.0 | 0.0 | 0.0 | 0.0 | 0.0 | 0.0 | 0.0 | 0.0 | 19.0 |
| Black Emerald | 0.0 | 0.0 | 0.0 | 35.8 | 0.0 | 0.0 | 0.0 | 35.8 | 0.0 |
| Black Monukka | 0.0 | 0.0 | 468.9 | 0.0 | 0.0 | 0.0 | 0.0 | 468.9 | 242.6 |
| Calmeria | 0.0 | 0.0 | 0.0 | 761.7 | 0.0 | 0.0 | 0.0 | 761.7 | 698.0 |
| Cardinal | 0.0 | 0.0 | 0.0 | 222.1 | 0.0 | 0.0 | 0.0 | 222.1 | 7.0 |
| Christmas Rose | 0.0 | 0.0 | 0.0 | 403.7 | 0.0 | 0.0 | 0.0 | 403.7 | 528.2 |
| Crimson Seedless * | 0.0 | 0.0 | 0.0 | 10,282.7 | 0.0 | 0.0 | 0.0 | 10,282.7 | 14,575.1 |
| Dawn Seedless | 0.0 | 0.0 | 0.0 | 13.2 | 0.0 | 0.0 | 0.0 | 13.2 | 0.0 |
| Early Sweet | 0.0 | 0.0 | 0.0 | 608.6 | 0.0 | 0.0 | 0.0 | 608.6 | 5.3 |
| Emerald Seedless * | 0.0 | 0.0 | 0.0 | 2,013.8 | 0.0 | 0.0 | 0.0 | 2,013.8 | 1,662.7 |
| Emperor | 0.0 | 0.0 | 0.0 | 631.4 | 0.0 | 0.0 | 0.0 | 631.4 | 270.3 |
| Exotic | 0.0 | 0.0 | 0.0 | 1,343.7 | 0.0 | 0.0 | 0.0 | 1,343.7 | 11.8 |
| Fantasy Seedless | 0.0 | 0.0 | 0.0 | 41.9 | 0.0 | 0.0 | 0.0 | 41.9 | 12.5 |
| Flame Seedless * | 0.0 | 0.0 | 1,031.2 | 18,520.1 | 2,097.6 | 0.0 | 0.0 | 21,648.9 | 13,491.4 |
| Flame Tokay | 1,247.8 | 0.0 | 83.6 | 0.0 | 0.0 | 0.0 | 0.0 | 1,331.4 | 1,710.8 |
| Italia * | 0.0 | 0.0 | 0.0 | 461.1 | 0.0 | 0.0 | 0.0 | 461.1 | 325.9 |
| Jade Seedless | 0.0 | 0.0 | 0.0 | 1,615.5 | 0.0 | 0.0 | 0.0 | 1,615.5 | 0.0 |
| Malaga * | 0.0 | 0.0 | 777.9 | 216.8 | 0.0 | 0.0 | 0.0 | 994.7 | 495.3 |
| Marroo Seedless | 0.0 | 0.0 | 98.1 | 0.0 | 0.0 | 0.0 | 0.0 | 98.1 | 0.0 |
| Perlette | 0.0 | 0.0 | 0.0 | 301.2 | 0.0 | 0.0 | 0.0 | 301.2 | 32.5 |
| Princess * | 0.0 | 0.0 | 0.0 | 1,816.7 | 0.0 | 0.0 | 0.0 | 1,816.7 | 1,277.7 |
| Queen | 0.0 | 0.0 | 0.0 | 124.5 | 0.0 | 0.0 | 0.0 | 124.5 | 209.2 |
| Red Globe * | 0.0 | 0.0 | 0.0 | 25,506.4 | 0.0 | 0.0 | 0.0 | 25,506.4 | 19,442.4 |
| Ribier | 0.0 | 0.0 | 121.0 | 595.9 | 0.0 | 0.0 | 0.0 | 716.9 | 259.3 |
| Rouge | 0.0 | 0.0 | 0.0 | 2,405.4 | 0.0 | 0.0 | 0.0 | 2,405.4 | 2,835.8 |
| Ruby Seedless * | 0.0 | 237.5 | 2,255.1 | 6,038.5 | 0.0 | 0.0 | 0.0 | 8,531.1 | 5,105.7 |
| Packinghouse Culls | 125.6 | 0.0 | 0.0 | 0.0 | 0.0 | 0.0 | 0.0 | 125.6 | 397.5 |
| Other Table 1/ | 0.0 | 0.0 | 17,109.5 | 4,542.4 | 0.0 | 0.0 | 0.0 | 21,653.1 | 47,656.1 |
| Total Table | 1,373.4 | 237.5 | 21,945.3 | 80,534.8 | 2,097.6 | 0.0 | 0.0 | 106,189.8 | 113,391.0 |
| WINE GRAPES (WHITE): | | | | | | | | | |
| Arneis | 0.0 | 0.0 | 0.0 | 0.0 | 0.0 | 0.0 | 0.0 | 85.9 | 70.5 |
| Burger * | 5,920.5 | 6,443.7 | 35013.2 | 3,292.8 | 0.0 | 0.0 | 2,416.8 | 53,087.0 | 47,348.9 |
| Chardonnay * | 150,453.4 | 69,366.5 | 55,762.9 | 31,299.6 | 71.7 | 665.9 | 43,579.4 | 742,299.1 | 524,732.1 |
| Chasselas Dore | 0.0 | 0.0 | 0.0 | 0.0 | 36.5 | 0.0 | 0.0 | 36.6 | 0.0 |
| Chenin Blanc | 4,228.6 | 4,204.4 | 57,888.7 | 12,362.5 | 0.0 | 45.7 | 7,955.8 | 94,826.7 | 84,566.1 |
| Cortese | 0.0 | 0.0 | 0.0 | 0.0 | 0.0 | 7.0 | 0.0 | 21.4 | 26.4 |
| Emerald Riesling | 0.0 | 0.0 | 96.2 | 1,796.3 | 0.0 | 0.0 | 0.0 | 1,892.5 | 1,883.8 |
| Flora | 0.0 | 0.0 | 0.0 | 0.0 | 0.0 | 0.0 | 0.0 | 43.7 | 38.8 |
| Folle Blanche | 0.0 | 0.0 | 0.0 | 0.0 | 0.0 | 0.0 | 0.0 | 15.6 | 12.4 |
| French Colombard | 7,321.7 | 17,343.1 | 224,122.9 | 54,589.9 | 0.0 | 0.0 | 0.0 | 305,170.7 | 251,004.5 |
| Gewurztraminer | 132.3 | 289.3 | 0.0 | 6.3 | 0.0 | 34.5 | 310.5 | 9,773.8 | 7,668.9 |
| Gray Riesling * | 46.6 | 0.0 | 0.0 | 0.0 | 0.0 | 0.0 | 0.0 | 100.8 | 135.0 |
| Grenache Blanc | 0.0 | 0.0 | 0.0 | 0.0 | 0.0 | 0.0 | 4.9 | 112.1 | 89.5 |
| Kerner | 2.0 | 0.0 | 0.0 | 0.0 | 0.0 | 0.0 | 0.0 | 2.0 | 2.4 |
| Malvasia Bianca * | 3,499.8 | 7,399.9 | 912.6 | 169.8 | 0.0 | 0.0 | 0.0 | 12,715.4 | 8,924.4 |
| Marsanne | 17.8 | 0.0 | 0.0 | 0.0 | 0.0 | 1.3 | 0.0 | 388.4 | 323.7 |
| Melon | 0.0 | 0.0 | 0.0 | 0.0 | 0.0 | 0.0 | 0.0 | 18.8 | 11.1 |
| Montonico | 0.0 | 0.0 | 0.0 | 0.0 | 0.0 | 0.0 | 0.0 | 13.5 | 10.1 |
| Moscato Giallo * | 0.0 | 0.0 | 0.0 | 0.0 | 0.0 | 0.0 | 0.0 | 3.4 | 3.9 |
| Muscato Blanc * | 356.7 | 127.4 | 3,516.6 | 223.9 | 13.0 | 132.3 | 226.9 | 7,543.6 | 5,045.6 |
| Muscato Orange | 459.1 | 299.4 | 355.4 | 0.0 | 0.0 | 0.0 | 0.0 | 1,365.9 | 961.1 |
| Muscato of Alexandria | 1.3 | 721.1 | 27,714.1 | 22,456.4 | 0.0 | 0.0 | 0.0 | 52,693.9 | 33,212.1 |
| Palomino * | 117.6 | 0.0 | 3,433.0 | 0.0 | 5.0 | 3.5 | 0.0 | 3,590.2 | 3,315.5 |
| Pinot Blanc | 0.0 | 0.0 | 0.0 | 0.0 | 0.0 | 0.0 | 0.0 | 1,710.3 | 1,509.1 |
| Pinot Gris * | 19,729.1 | 10,755.2 | 592.8 | 9,423.1 | 0.0 | 17.2 | 10,826.4 | 66,017.5 | 48,280.0 |
| Roussanne | 28.6 | 0.0 | 0.0 | 0.0 | 0.0 | 14.6 | 0.0 | 852.3 | 818.1 |
| Sauvignon Blanc | 27,030.5 | 10,485.4 | 4,165.9 | 3,195.5 | 14.8 | 174.9 | 15,011.0 | 116,856.7 | 78,805.8 |
| Sauvignon Musque | 0.0 | 0.0 | 0.0 | 0.0 | 0.0 | 8.3 | 0.0 | 702.5 | 415.4 |
| Sauvignon Vert * | 0.0 | 0.0 | 0.0 | 0.0 | 0.0 | 0.0 | 0.0 | 7.6 | 8.3 |
| Scheurebe | 0.0 | 0.0 | 0.0 | 0.0 | 0.0 | 0.0 | 0.0 | 17.2 | 11.1 |
| Semillon | 2,198.2 | 553.8 | 2,196.7 | 443.5 | 2.0 | 18.7 | 1,315.0 | 9,569.5 | 7,814.4 |
| St. Emilion * | 1.1 | 0.0 | 0.0 | 0.0 | 29.8 | 0.0 | 0.0 | 32.3 | 16.4 |
| Sylvaner | 0.0 | 0.0 | 0.0 | 0.0 | 0.0 | 0.0 | 0.0 | 19.4 | 12.8 |
| Symphony | 1,504.6 | 150.5 | 3,389.4 | 990.2 | 23.5 | 0.0 | 910.9 | 7,408.2 | 8,214.0 |
| Tocai Friulano | 183.0 | 0.0 | 0.0 | 0.0 | 0.0 | 0.0 | 0.0 | 319.1 | 226.6 |
| Triplett Blanc | 0.0 | 0.0 | 41.6 | 11.3 | 0.0 | 0.0 | 0.0 | 52.9 | 0.0 |
| Verdelho | 91.5 | 0.0 | 0.0 | 0.0 | 0.0 | 0.0 | 4.0 | 139.1 | 52.2 |
| Vernaccia | 0.0 | 0.0 | 0.0 | 0.0 | 0.0 | 0.0 | 0.0 | 52.7 | 51.0 |
| Viognier | 4,951.3 | 1,856.8 | 1,756.2 | 0.0 | 0.0 | 149.2 | 819.5 | 14,472.0 | 9,076.3 |
| White Riesling * | 23.7 | 753.0 | 77.5 | 0.0 | 0.0 | 218.5 | 283.9 | 12,886.5 | 9,224.7 |
| Other White 1/ | 13.3 | 53.0 | 306.1 | 3,076.7 | 0.0 | 15.4 | 0.0 | 3,653.1 | 2,317.8 |
| Total White | 228,312.3 | 130,802.5 | 421,341.8 | 143,337.8 | 196.3 | 1,507.0 | 83,665.0 | 1,520,571.9 | 1,136,240.8 |

**TABLE 2: TONS OF GRAPES CRUSHED BY CALIFORNIA PROCESSORS
FROM THE 2005 CROP BY TYPE, VARIETY, AND REPORTING DISTRICT WHERE GROWN, WITH COMPARISONS**

| Type and Variety | 1 | 2 | 3 | 4 | 5 | 6 | 7 | 8 | 9 | 10 |
|----------------------------|-----------------|-----------------|------------------|------------------|-----------------|-----------------|------------------|------------------|-----------------|-----------------|
| | Tons | | | | | | | | | |
| WINE GRAPES (RED): | | | | | | | | | | |
| Aglianico | 0.0 | 0.0 | 16.4 | 1.1 | 0.0 | 0.0 | 0.0 | 8.2 | 2.0 | 13.1 |
| Aleatico | 0.0 | 0.0 | 31.6 | 0.0 | 0.0 | 0.0 | 0.2 | 0.0 | 0.0 | 0.0 |
| Alicante Bouschet * | 0.0 | 0.0 | 57.1 | 0.3 | 0.0 | 71.0 | 5.1 | 2.4 | 0.0 | 23.1 |
| Alvarelhao | 0.0 | 0.0 | 0.0 | 0.0 | 0.0 | 0.0 | 0.0 | 9.8 | 0.0 | 9.3 |
| Barbera | 234.3 | 74.2 | 349.0 | 65.0 | 18.9 | 237.4 | 227.0 | 341.9 | 16.7 | 977.3 |
| Blaufraenkisch * | 0.0 | 0.0 | 0.0 | 0.0 | 0.0 | 0.0 | 0.0 | 14.5 | 0.0 | 0.0 |
| Cabernet Franc | 119.7 | 592.7 | 2,318.8 | 3,710.6 | 30.1 | 139.1 | 1,191.1 | 2,540.1 | 36.0 | 440.2 |
| Cabernet Sauvignon | 9,075.6 | 11,430.5 | 45,577.2 | 69,326.2 | 1,818.5 | 6,091.7 | 44,060.0 | 66,946.9 | 7,481.8 | 1,523.2 |
| Carignane | 1,218.1 | 0.0 | 440.6 | 44.6 | 23.8 | 587.3 | 8.2 | 36.8 | 0.0 | 10.2 |
| Carmenere | 1.1 | 2.2 | 3.0 | 4.0 | 0.0 | 0.0 | 0.0 | 0.0 | 0.0 | 0.0 |
| Carmine | 0.0 | 0.0 | 0.0 | 0.0 | 0.0 | 0.0 | 0.0 | 0.0 | 12.2 | 0.5 |
| Cameliano | 0.0 | 0.0 | 0.0 | 0.0 | 0.0 | 0.0 | 0.0 | 0.0 | 0.0 | 0.0 |
| Centurian | 0.0 | 0.0 | 0.0 | 0.0 | 0.0 | 0.0 | 0.0 | 0.0 | 840.5 | 0.0 |
| Charbono | 27.6 | 0.0 | 1.1 | 206.2 | 0.0 | 7.6 | 50.8 | 0.0 | 0.0 | 13.3 |
| Cinsaut * | 0.4 | 0.0 | 28.0 | 0.0 | 0.0 | 61.7 | 11.1 | 112.2 | 1.2 | 6.1 |
| Counoise | 0.3 | 1.9 | 1.4 | 0.0 | 0.0 | 46.3 | 0.0 | 97.3 | 0.8 | 1.8 |
| De Chaunac | 0.0 | 0.0 | 0.3 | 0.0 | 0.0 | 0.0 | 0.0 | 0.0 | 0.0 | 0.0 |
| Dolcetto | 61.8 | 0.0 | 83.0 | 61.6 | 15.3 | 6.1 | 56.1 | 56.5 | 2.1 | 7.3 |
| Dornfelder | 0.0 | 0.0 | 0.0 | 0.0 | 0.0 | 0.0 | 0.0 | 8.6 | 0.0 | 0.0 |
| Early Burgundy | 0.0 | 0.0 | 0.0 | 11.4 | 0.0 | 0.0 | 0.0 | 0.0 | 0.0 | 0.0 |
| Freisa | 0.0 | 0.0 | 24.3 | 0.0 | 0.0 | 0.0 | 27.5 | 0.0 | 0.0 | 7.3 |
| Gamay (Napa) * | 31.3 | 0.0 | 33.7 | 119.1 | 455.2 | 6.4 | 810.9 | 215.0 | 1.1 | 19.2 |
| Gamay Beaujolais | 0.0 | 0.0 | 0.2 | 0.0 | 0.0 | 0.0 | 0.0 | 0.0 | 0.0 | 0.0 |
| Graciano | 0.0 | 0.0 | 3.9 | 0.8 | 0.0 | 0.0 | 0.0 | 0.0 | 9.1 | 7.0 |
| Grand Noir | 0.0 | 0.0 | 0.0 | 0.0 | 0.0 | 2.1 | 0.0 | 0.0 | 0.0 | 0.0 |
| Grenache * | 151.4 | 30.2 | 241.6 | 86.9 | 11.9 | 181.3 | 433.8 | 1,214.4 | 1,296.7 | 137.7 |
| Grignolino | 0.0 | 0.0 | 0.0 | 30.2 | 0.0 | 7.6 | 0.0 | 1.5 | 0.0 | 0.0 |
| Lagrein | 0.0 | 0.0 | 0.0 | 0.0 | 0.0 | 0.0 | 0.0 | 92.7 | 0.5 | 0.0 |
| Malbec | 53.7 | 84.4 | 731.8 | 765.9 | 30.4 | 22.0 | 862.8 | 846.0 | 290.3 | 25.0 |
| Marechal Foch * | 0.0 | 0.0 | 0.1 | 0.0 | 0.0 | 0.0 | 0.0 | 0.0 | 0.0 | 0.0 |
| Mataro * | 11.0 | 19.1 | 152.1 | 25.9 | 17.7 | 800.4 | 39.7 | 667.5 | 17.2 | 181.7 |
| Merlot | 7,105.9 | 2,263.3 | 31,656.3 | 31,675.8 | 3,216.1 | 4,236.7 | 49,612.3 | 32,005.2 | 9,324.4 | 850.4 |
| Meunier * | 7.3 | 0.0 | 332.2 | 361.5 | 0.0 | 0.0 | 0.0 | 0.0 | 0.0 | 0.0 |
| Mission | 0.0 | 0.0 | 0.0 | 0.0 | 0.0 | 0.0 | 0.0 | 12.8 | 0.0 | 20.8 |
| Montepulciano | 22.4 | 0.0 | 6.4 | 2.1 | 0.0 | 0.0 | 0.0 | 2.7 | 7.9 | 25.8 |
| Muscat Hamburg * | 0.0 | 0.0 | 0.0 | 0.0 | 0.0 | 11.7 | 1.2 | 0.0 | 0.0 | 15.7 |
| Nebbiolo | 11.4 | 6.7 | 32.5 | 10.5 | 0.0 | 1.9 | 11.0 | 176.4 | 1.3 | 32.1 |
| Negrette * | 0.0 | 0.0 | 0.0 | 1.2 | 0.0 | 0.0 | 16.0 | 6.7 | 0.0 | 0.0 |
| Negroamaro | 18.9 | 0.0 | 0.0 | 0.0 | 0.0 | 0.0 | 0.0 | 0.0 | 0.0 | 0.0 |
| Nero D'Avola * | 0.0 | 0.0 | 0.0 | 1.7 | 0.0 | 0.0 | 0.0 | 0.0 | 0.0 | 0.0 |
| Peloursin | 0.0 | 0.0 | 3.6 | 0.0 | 0.0 | 0.0 | 0.0 | 0.0 | 0.0 | 0.0 |
| Perelli 101 | 0.0 | 0.0 | 0.0 | 0.0 | 0.0 | 0.0 | 0.0 | 9.4 | 0.0 | 0.0 |
| Petit Verdot | 146.2 | 126.2 | 634.6 | 1,242.0 | 6.6 | 299.8 | 882.0 | 1,504.7 | 578.0 | 44.5 |
| Petite Sirah | 1,838.3 | 1,296.4 | 2,125.4 | 2,234.9 | 381.3 | 1,675.4 | 1,699.2 | 5,913.2 | 936.3 | 348.7 |
| Pfeffer Cabernet | 0.0 | 0.0 | 0.0 | 0.0 | 0.0 | 0.0 | 8.4 | 0.0 | 0.0 | 0.0 |
| Pinot Noir | 4,385.7 | 300.0 | 26,944.3 | 10,188.8 | 1,112.9 | 380.9 | 26,919.1 | 15,575.6 | 60.8 | 18.2 |
| Pinotage | 13.5 | 0.0 | 17.9 | 12.3 | 0.0 | 0.0 | 0.0 | 0.0 | 0.0 | 11.8 |
| Primitivo | 37.7 | 34.5 | 105.6 | 54.4 | 10.9 | 13.0 | 12.3 | 237.5 | 28.2 | 191.0 |
| Refosco * | 0.0 | 0.0 | 0.0 | 2.6 | 0.0 | 3.1 | 0.0 | 109.3 | 0.6 | 15.4 |
| Royalty | 0.0 | 0.0 | 0.0 | 0.0 | 0.0 | 0.0 | 0.0 | 0.0 | 0.0 | 0.0 |
| Rubired * | 0.0 | 0.0 | 0.0 | 14.5 | 0.0 | 0.0 | 0.0 | 0.0 | 768.0 | 0.0 |
| Ruby Cabernet | 0.0 | 0.0 | 0.0 | 0.0 | 0.0 | 3.1 | 1.0 | 0.0 | 0.9 | 0.0 |
| Sagrantino | 0.0 | 0.0 | 0.0 | 0.8 | 0.0 | 0.0 | 0.0 | 0.0 | 0.0 | 0.0 |
| Salvador | 0.0 | 0.0 | 0.0 | 0.0 | 0.0 | 0.0 | 0.0 | 0.0 | 0.0 | 0.0 |
| Sangiovese * | 532.0 | 0.0 | 1,528.5 | 1,285.3 | 73.6 | 232.7 | 1,458.8 | 1,013.4 | 14.2 | 562.9 |
| Souzao | 3.8 | 2.6 | 8.5 | 0.0 | 0.0 | 3.0 | 31.9 | 14.7 | 0.1 | 10.9 |
| Syrah * | 2,513.7 | 1,166.9 | 7,959.4 | 4,227.0 | 591.1 | 1,892.5 | 12,062.3 | 22,573.8 | 3,317.4 | 1,920.0 |
| Tannat | 0.0 | 0.0 | 57.5 | 7.0 | 0.0 | 0.0 | 20.4 | 36.2 | 2.2 | 0.0 |
| Tempranillo * | 0.0 | 50.5 | 159.8 | 137.0 | 0.0 | 149.1 | 35.0 | 502.2 | 223.3 | 122.8 |
| Teroldego | 0.0 | 0.0 | 27.0 | 0.0 | 0.0 | 96.9 | 13.6 | 9.0 | 0.0 | 20.5 |
| Tinta Barroca | 0.0 | 0.0 | 0.0 | 0.0 | 0.0 | 0.0 | 0.0 | 0.0 | 0.0 | 0.0 |
| Tinta Cao | 0.0 | 2.6 | 19.6 | 14.5 | 0.0 | 0.0 | 3.9 | 12.7 | 0.1 | 21.5 |
| Tinta Madeira | 0.0 | 0.8 | 0.3 | 0.0 | 0.0 | 0.0 | 1.2 | 6.7 | 0.1 | 0.0 |
| Touriga Francesca | 0.0 | 0.0 | 0.0 | 0.0 | 0.0 | 2.3 | 0.5 | 0.0 | 0.0 | 1.0 |
| Touriga Nacional * | 0.0 | 2.8 | 8.4 | 41.7 | 0.0 | 11.8 | 3.5 | 29.5 | 0.1 | 20.3 |
| Trousseau * | 0.0 | 2.0 | 0.0 | 0.0 | 0.0 | 0.0 | 2.8 | 0.0 | 0.0 | 4.3 |
| Zinfandel | 5,929.7 | 2,621.0 | 17,866.5 | 5,359.3 | 628.8 | 2,544.2 | 1,873.4 | 15,992.6 | 17,648.6 | 7,324.9 |
| Other Red 1/ | 24.7 | 1.8 | 353.7 | 145.5 | 0.0 | 61.3 | 14.0 | 2,658.5 | 2.7 | 44.5 |
| Total Red | 33,577.5 | 20,113.3 | 139,943.2 | 131,480.2 | 8,443.1 | 19,887.4 | 142,468.1 | 171,615.1 | 42,923.4 | 15,031.3 |
| TOTAL WINE | 61,645.8 | 31,995.1 | 230,909.7 | 181,025.4 | 18,924.0 | 29,264.9 | 316,586.4 | 277,412.7 | 72,473.4 | 16,654.4 |
| TOTAL ALL VARIETIES | 61,645.8 | 31,995.1 | 230,909.7 | 181,026.2 | 18,924.0 | 29,264.9 | 316,586.8 | 277,412.7 | 72,473.4 | 16,654.4 |

**TABLE 2: TONS OF GRAPES CRUSHED BY CALIFORNIA PROCESSORS
FROM THE 2005 CROP BY TYPE, VARIETY, AND REPORTING DISTRICT WHERE GROWN, WITH COMPARISONS**

| Type and Variety | 11 | 12 | 13 | 14 | 15 | 16 | 17 | 2005 State Total | 2004 State Total |
|----------------------------|------------------|------------------|--------------------|------------------|----------------|----------------|------------------|--------------------|--------------------|
| | Tons | | | | | | | | |
| WINE GRAPES (RED): | | | | | | | | | |
| Aglianico | 0.6 | 60.5 | 0.0 | 0.0 | 0.0 | 0.0 | 0.0 | 101.9 | 67.9 |
| Aleatico | 0.0 | 0.0 | 0.0 | 0.0 | 0.0 | 0.0 | 0.0 | 31.8 | 35.9 |
| Alicante Bouschet * | 465.8 | 0.0 | 2,679.0 | 588.1 | 4.0 | 70.3 | 44.7 | 4,010.9 | 3,025.2 |
| Alvarelhao | 31.3 | 0.0 | 0.0 | 0.0 | 0.0 | 0.0 | 0.0 | 50.4 | 50.7 |
| Barbera | 1,923.3 | 686.7 | 72400.2 | 997.3 | 0.0 | 0.8 | 2.4 | 78,552.4 | 54,370.8 |
| Blaufraenkisch * | 2.0 | 0.0 | 0.0 | 0.0 | 0.0 | 0.0 | 0.0 | 16.5 | 6.4 |
| Cabernet Franc | 7,057.8 | 7.1 | 668.3 | 0.0 | 11.3 | 169.9 | 7.5 | 19,040.3 | 15,411.8 |
| Cabernet Sauvignon | 141,060.5 | 43,231.5 | 62,285.5 | 28,872.9 | 278.0 | 1,032.4 | 2,387.6 | 542,480.0 | 360,166.0 |
| Carignane | 2,660.7 | 1,097.2 | 14,715.9 | 1,739.0 | 0.0 | 28.6 | 0.0 | 22,611.0 | 22,136.4 |
| Carmenere | 0.0 | 0.0 | 0.0 | 0.0 | 0.0 | 0.4 | 0.0 | 10.7 | 14.9 |
| Carmine | 1.3 | 0.0 | 0.0 | 0.0 | 0.0 | 0.0 | 0.0 | 14.0 | 10.7 |
| Cameliano | 0.0 | 0.0 | 9,161.6 | 2,291.1 | 0.0 | 0.0 | 0.0 | 11,452.7 | 8,020.9 |
| Centurian | 0.0 | 0.0 | 1,793.7 | 0.0 | 0.0 | 0.0 | 0.0 | 2,634.2 | 1,846.6 |
| Charbono | 1.9 | 0.0 | 50.4 | 0.0 | 0.0 | 3.5 | 0.0 | 362.4 | 394.4 |
| Cinsaut * | 123.1 | 0.0 | 248.6 | 0.0 | 0.0 | 30.5 | 0.0 | 622.9 | 669.9 |
| Counoise | 0.0 | 4.1 | 0.0 | 0.0 | 0.0 | 0.0 | 0.0 | 153.9 | 105.6 |
| De Chaunac | 0.0 | 0.0 | 0.0 | 0.0 | 0.0 | 0.0 | 0.0 | 0.3 | 0.1 |
| Dolcetto | 20.5 | 0.0 | 20.4 | 0.0 | 0.0 | 0.0 | 0.0 | 390.7 | 318.0 |
| Dornfelder | 1.5 | 443.1 | 0.0 | 0.0 | 0.0 | 0.0 | 0.0 | 453.2 | 200.6 |
| Early Burgundy | 10.8 | 0.0 | 0.0 | 0.0 | 0.0 | 0.0 | 0.0 | 22.2 | 15.3 |
| Freisa | 0.0 | 3.6 | 0.0 | 0.0 | 0.0 | 0.0 | 0.0 | 62.7 | 60.6 |
| Gamay (Napa) * | 6.0 | 0.0 | 1,611.0 | 0.0 | 0.0 | 1.5 | 221.6 | 3,532.0 | 2,695.0 |
| Gamay Beaujolais | 0.0 | 0.0 | 0.0 | 0.0 | 0.0 | 0.0 | 0.0 | 0.2 | 57.3 |
| Graciano | 6.9 | 0.0 | 0.0 | 0.0 | 0.0 | 0.0 | 0.0 | 27.7 | 19.4 |
| Grand Noir | 0.0 | 0.0 | 0.0 | 0.0 | 0.0 | 0.0 | 0.0 | 2.1 | 1.5 |
| Grenache * | 270.8 | 4,125.5 | 59,643.6 | 4,992.5 | 71.3 | 21.2 | 123.4 | 73,034.2 | 75,663.1 |
| Grignolino | 0.0 | 0.0 | 0.0 | 0.0 | 0.0 | 0.0 | 0.0 | 39.3 | 19.6 |
| Lagrein | 0.0 | 0.0 | 101.1 | 0.0 | 0.0 | 0.0 | 0.0 | 194.3 | 94.2 |
| Malbec | 4,011.9 | 92.3 | 1.2 | 522.6 | 5.2 | 30.7 | 0.0 | 8,376.2 | 4,740.3 |
| Marechal Foch * | 0.0 | 0.0 | 0.0 | 0.0 | 0.0 | 0.0 | 0.0 | 0.1 | 0.5 |
| Mataro * | 150.7 | 157.3 | 4.4 | 0.0 | 11.3 | 16.2 | 0.0 | 2,272.2 | 1,894.8 |
| Merlot | 113,855.1 | 50,851.3 | 61,066.2 | 14,449.5 | 137.8 | 650.2 | 10,755.2 | 423,711.7 | 292,256.4 |
| Meunier * | 0.0 | 0.0 | 0.0 | 0.0 | 0.0 | 0.0 | 0.0 | 701.0 | 596.8 |
| Mission | 0.0 | 1.7 | 9,177.7 | 1,366.6 | 31.2 | 9.0 | 0.0 | 10,619.8 | 8,455.6 |
| Montepulciano | 4.3 | 114.6 | 0.0 | 0.0 | 0.0 | 0.0 | 0.0 | 186.2 | 115.8 |
| Muscat Hamburg * | 58.4 | 135.7 | 11.2 | 7.0 | 0.0 | 0.0 | 0.0 | 240.9 | 123.0 |
| Nebbiolo | 0.0 | 0.0 | 22.9 | 0.0 | 0.0 | 4.5 | 0.0 | 311.2 | 260.9 |
| Negrette * | 0.0 | 0.0 | 0.0 | 0.0 | 0.0 | 0.0 | 0.0 | 23.9 | 12.9 |
| Negroamaro | 0.0 | 0.0 | 0.0 | 0.0 | 0.0 | 0.0 | 0.0 | 18.9 | 3.7 |
| Nero D'Avola * | 0.0 | 34.5 | 0.0 | 0.0 | 0.0 | 0.0 | 0.0 | 36.2 | 2.4 |
| Peloursin | 0.0 | 0.0 | 0.0 | 0.0 | 0.0 | 0.0 | 0.0 | 3.6 | 2.1 |
| Perelli 101 | 0.0 | 0.0 | 0.0 | 0.0 | 0.0 | 0.0 | 0.0 | 9.4 | 6.9 |
| Petit Verdot | 2,050.8 | 1,144.2 | 0.0 | 0.0 | 3.0 | 54.8 | 6.7 | 8,724.1 | 5,851.3 |
| Petite Sirah | 18,180.0 | 2,690.0 | 459.3 | 320.2 | 6.0 | 79.2 | 3,417.4 | 43,601.2 | 28,569.9 |
| Pfeffer Cabernet | 0.0 | 0.0 | 0.0 | 0.0 | 0.0 | 0.0 | 0.0 | 8.4 | 8.2 |
| Pinot Noir | 2,319.4 | 3,769.6 | 168.1 | 135.5 | 0.0 | 38.9 | 2,417.9 | 94,735.7 | 70,067.9 |
| Pinotage | 10.8 | 0.0 | 0.0 | 0.0 | 0.0 | 0.0 | 0.0 | 66.3 | 53.4 |
| Primitivo | 497.6 | 16.5 | 2.5 | 0.0 | 0.0 | 0.0 | 0.0 | 1,241.7 | 837.4 |
| Refosco * | 499.9 | 0.0 | 0.0 | 0.0 | 0.0 | 0.0 | 0.0 | 630.9 | 638.4 |
| Royalty | 0.0 | 22.3 | 1,060.7 | 664.8 | 0.0 | 4.4 | 0.0 | 1,752.2 | 1,438.1 |
| Rubired * | 906.6 | 3,565.4 | 121,790.5 | 43,104.6 | 0.0 | 4.5 | 0.0 | 170,154.1 | 158,435.6 |
| Ruby Cabernet | 390.5 | 4,746.9 | 52,607.9 | 19,815.4 | 0.0 | 3.7 | 0.0 | 77,569.4 | 74,672.0 |
| Sagrantino | 0.0 | 23.3 | 0.0 | 0.0 | 0.0 | 0.0 | 0.0 | 24.1 | 0.0 |
| Salvador | 0.0 | 0.0 | 195.0 | 1,972.7 | 5.5 | 0.0 | 0.0 | 2,173.2 | 2,329.9 |
| Sangiovese * | 4,019.9 | 12.3 | 3,416.0 | 668.3 | 52.6 | 186.8 | 41.3 | 15,098.6 | 9,975.5 |
| Souzao | 140.4 | 0.3 | 158.5 | 0.0 | 0.0 | 0.0 | 0.0 | 374.7 | 363.6 |
| Syrah * | 26,358.9 | 18,761.9 | 36,659.9 | 4,937.8 | 153.8 | 386.7 | 1,828.5 | 147,311.6 | 101,245.7 |
| Tannat | 847.7 | 1,240.5 | 0.0 | 0.0 | 0.8 | 2.7 | 0.0 | 2,215.0 | 2,280.8 |
| Tempranillo * | 747.6 | 96.7 | 1,642.4 | 149.1 | 7.3 | 14.3 | 33.4 | 4,070.5 | 2,899.6 |
| Teroldego | 0.0 | 0.0 | 0.0 | 0.0 | 0.0 | 0.0 | 0.0 | 167.0 | 140.4 |
| Tinta Barroca | 0.0 | 0.0 | 1.6 | 0.0 | 0.0 | 0.0 | 0.0 | 1.6 | 0.9 |
| Tinta Cao | 17.6 | 0.0 | 1.5 | 0.0 | 0.0 | 0.0 | 0.0 | 94.0 | 105.7 |
| Tinta Madeira | 0.0 | 0.0 | 35.6 | 0.0 | 0.0 | 0.0 | 0.0 | 44.7 | 76.5 |
| Touriga Francesca | 10.5 | 0.0 | 0.0 | 0.0 | 0.0 | 0.0 | 0.0 | 14.3 | 21.6 |
| Touriga Nacional * | 230.6 | 39.7 | 49.9 | 0.0 | 0.0 | 0.0 | 0.0 | 438.3 | 374.5 |
| Trousseau * | 9.9 | 0.0 | 0.0 | 0.0 | 0.0 | 0.0 | 0.0 | 19.0 | 23.8 |
| Zinfandel | 198,554.7 | 45,220.6 | 90,608.9 | 29,825.0 | 808.7 | 244.2 | 5,092.9 | 448,144.0 | 321,898.7 |
| Other Red 1/ | 309.4 | 74.5 | 1,657.9 | 4,155.2 | 0.0 | 0.0 | 0.0 | 9,503.7 | 2,439.8 |
| Total Red | 527,828.0 | 182,471.4 | 606,179.1 | 161,575.2 | 1,587.8 | 3,089.9 | 26,380.5 | 2,234,594.5 | 1,638,700.1 |
| TOTAL WINE | 756,140.3 | 313,273.9 | 1,027,520.9 | 304,913.0 | 1,784.1 | 4,596.9 | 110,045.5 | 3,755,166.4 | 2,774,940.9 |
| TOTAL ALL VARIETIES | 757,513.7 | 314,489.9 | 1,374,838.3 | 525,537.0 | 4,925.3 | 4,596.9 | 110,045.5 | 4,328,839.6 | 3,615,277.7 |

* Synonyms for variety names are shown on Page 5.

1/ Other categories include minor and mixed varieties.

TABLE 4: TONS OF GRAPES PURCHASED FOR WINE, CONCENTRATE, JUICE, VINEGAR, AND BEVERAGE BRANDY BY CALIFORNIA PROCESSORS FROM THE 2005 CROP BY TYPE, VARIETY, AND REPORTING DISTRICT WHERE GROWN, WITH COMPARISONS

| Type and Variety | 1 | 2 | 3 | 4 | 5 | 6 | 7 | 8 | 9 | 10 |
|-----------------------------|----------|---------|----------|----------|---------|---------|----------|----------|----------|---------|
| | Tons | | | | | | | | | |
| RAISIN GRAPES: | | | | | | | | | | |
| Diamond Muscat | 0.0 | 0.0 | 0.0 | 0.0 | 0.0 | 0.0 | 0.0 | 0.0 | 0.0 | 0.0 |
| Dovine | 0.0 | 0.0 | 0.0 | 0.0 | 0.0 | 0.0 | 0.0 | 0.0 | 0.0 | 0.0 |
| Fiesta | 0.0 | 0.0 | 0.0 | 0.0 | 0.0 | 0.0 | 0.0 | 0.0 | 0.0 | 0.0 |
| Selma Pete | 0.0 | 0.0 | 0.0 | 0.0 | 0.0 | 0.0 | 0.0 | 0.0 | 0.0 | 0.0 |
| Sultana | 0.0 | 0.0 | 0.0 | 0.0 | 0.0 | 0.0 | 0.0 | 0.0 | 0.0 | 0.0 |
| Thompson Seedless | 0.0 | 0.0 | 0.0 | 0.0 | 0.0 | 0.0 | 0.0 | 0.0 | 0.0 | 0.0 |
| Other Raisin 1/ | 0.0 | 0.0 | 0.0 | 0.0 | 0.0 | 0.0 | 0.0 | 0.0 | 0.0 | 0.0 |
| Total Raisin | 0.0 | 0.0 | 0.0 | 0.0 | 0.0 | 0.0 | 0.0 | 0.0 | 0.0 | 0.0 |
| TABLE GRAPES: | | | | | | | | | | |
| Autumn Royal | 0.0 | 0.0 | 0.0 | 0.0 | 0.0 | 0.0 | 0.0 | 0.0 | 0.0 | 0.0 |
| Black Emerald | 0.0 | 0.0 | 0.0 | 0.0 | 0.0 | 0.0 | 0.0 | 0.0 | 0.0 | 0.0 |
| Black Monukka | 0.0 | 0.0 | 0.0 | 0.0 | 0.0 | 0.0 | 0.0 | 0.0 | 0.0 | 0.0 |
| Calmeria | 0.0 | 0.0 | 0.0 | 0.0 | 0.0 | 0.0 | 0.0 | 0.0 | 0.0 | 0.0 |
| Christmas Rose | 0.0 | 0.0 | 0.0 | 0.0 | 0.0 | 0.0 | 0.0 | 0.0 | 0.0 | 0.0 |
| Crimson Seedless * | 0.0 | 0.0 | 0.0 | 0.0 | 0.0 | 0.0 | 0.0 | 0.0 | 0.0 | 0.0 |
| Emerald Seedless * | 0.0 | 0.0 | 0.0 | 0.0 | 0.0 | 0.0 | 0.0 | 0.0 | 0.0 | 0.0 |
| Emperor | 0.0 | 0.0 | 0.0 | 0.0 | 0.0 | 0.0 | 0.0 | 0.0 | 0.0 | 0.0 |
| Exotic | 0.0 | 0.0 | 0.0 | 0.0 | 0.0 | 0.0 | 0.0 | 0.0 | 0.0 | 0.0 |
| Fantasy Seedless | 0.0 | 0.0 | 0.0 | 0.0 | 0.0 | 0.0 | 0.0 | 0.0 | 0.0 | 0.0 |
| Flame Seedless * | 0.0 | 0.0 | 0.0 | 0.0 | 0.0 | 0.0 | 0.0 | 0.0 | 0.0 | 0.0 |
| Flame Tokay | 0.0 | 0.0 | 0.0 | 0.0 | 0.0 | 0.0 | 0.0 | 0.0 | 0.0 | 0.0 |
| Italia * | 0.0 | 0.0 | 0.0 | 0.0 | 0.0 | 0.0 | 0.0 | 0.0 | 0.0 | 0.0 |
| Malaga * | 0.0 | 0.0 | 0.0 | 0.0 | 0.0 | 0.0 | 0.0 | 0.0 | 0.0 | 0.0 |
| Marroo Seedless | 0.0 | 0.0 | 0.0 | 0.0 | 0.0 | 0.0 | 0.0 | 0.0 | 0.0 | 0.0 |
| Perlette | 0.0 | 0.0 | 0.0 | 0.0 | 0.0 | 0.0 | 0.0 | 0.0 | 0.0 | 0.0 |
| Princess * | 0.0 | 0.0 | 0.0 | 0.0 | 0.0 | 0.0 | 0.0 | 0.0 | 0.0 | 0.0 |
| Red Globe * | 0.0 | 0.0 | 0.0 | 0.0 | 0.0 | 0.0 | 0.0 | 0.0 | 0.0 | 0.0 |
| Ribier | 0.0 | 0.0 | 0.0 | 0.0 | 0.0 | 0.0 | 0.0 | 0.0 | 0.0 | 0.0 |
| Rouge | 0.0 | 0.0 | 0.0 | 0.0 | 0.0 | 0.0 | 0.0 | 0.0 | 0.0 | 0.0 |
| Ruby Seedless * | 0.0 | 0.0 | 0.0 | 0.0 | 0.0 | 0.0 | 0.0 | 0.0 | 0.0 | 0.0 |
| Packinghouse Culls | 0.0 | 0.0 | 0.0 | 0.0 | 0.0 | 0.0 | 0.0 | 0.0 | 0.0 | 0.0 |
| Other Table 1/ | 0.0 | 0.0 | 0.0 | 0.0 | 0.0 | 0.0 | 0.0 | 0.0 | 0.0 | 0.0 |
| Total Table | 0.0 | 0.0 | 0.0 | 0.0 | 0.0 | 0.0 | 0.0 | 0.0 | 0.0 | 0.0 |
| WINE GRAPES (WHITE): | | | | | | | | | | |
| Arneis | 2.0 | 0.0 | 53.2 | 0.0 | 0.0 | 0.0 | 13.6 | 7.8 | 0.0 | 0.0 |
| Burger * | 0.0 | 0.0 | 0.0 | 0.0 | 0.0 | 0.0 | 0.0 | 0.0 | 0.0 | 0.0 |
| Chardonnay * | 15,928.5 | 889.6 | 51,887.5 | 18,183.0 | 4,993.4 | 5,608.6 | 71,447.6 | 24,799.2 | 16,508.4 | 448.7 |
| Chasselas Dore | 0.0 | 0.0 | 2.1 | 0.0 | 0.0 | 0.0 | 0.0 | 0.0 | 0.0 | 0.0 |
| Chenin Blanc | 685.8 | 0.0 | 167.8 | 127.7 | 1,432.4 | 0.0 | 708.4 | 1,523.7 | 22.8 | 2.6 |
| Cortese | 3.4 | 0.0 | 0.0 | 0.0 | 0.0 | 0.0 | 0.0 | 0.0 | 0.0 | 0.0 |
| Emerald Riesling | 0.0 | 0.0 | 0.0 | 0.0 | 0.0 | 0.0 | 0.0 | 0.0 | 0.0 | 0.0 |
| Flora | 0.0 | 0.0 | 0.0 | 39.5 | 0.0 | 0.0 | 0.0 | 0.0 | 0.0 | 0.0 |
| French Colombard | 185.4 | 0.0 | 292.4 | 0.0 | 115.3 | 0.0 | 295.3 | 0.0 | 897.4 | 0.0 |
| Gewurztraminer | 509.1 | 91.1 | 281.5 | 11.1 | 0.0 | 370.9 | 3,325.1 | 906.5 | 3.3 | 5.3 |
| Gray Riesling * | 0.0 | 0.0 | 37.5 | 0.0 | 0.0 | 0.0 | 0.0 | 0.0 | 0.0 | 0.0 |
| Grenache Blanc | 0.0 | 0.0 | 0.0 | 0.0 | 0.0 | 0.0 | 47.0 | 25.1 | 0.6 | 1.2 |
| Malvasia Bianca * | 0.0 | 0.0 | 42.1 | 0.0 | 21.0 | 6.7 | 259.8 | 10.0 | 0.0 | 4.9 |
| Marsanne | 17.1 | 0.0 | 39.8 | 24.3 | 0.0 | 14.4 | 117.9 | 13.1 | 3.5 | 30.8 |
| Melon | 0.0 | 0.0 | 18.7 | 0.0 | 0.0 | 0.0 | 0.0 | 0.0 | 0.0 | 0.0 |
| Montonico | 0.0 | 0.0 | 0.0 | 0.0 | 0.0 | 13.5 | 0.0 | 0.0 | 0.0 | 0.0 |
| Moscato Gaillo * | 2.9 | 0.0 | 0.0 | 0.0 | 0.0 | 0.0 | 0.0 | 0.5 | 0.0 | 0.0 |
| Muscato Blanc * | 176.8 | 290.7 | 29.8 | 48.5 | 34.7 | 6.4 | 403.8 | 775.5 | 5.4 | 42.8 |
| Muscato Orange | 46.2 | 0.0 | 0.0 | 0.0 | 0.0 | 43.3 | 53.4 | 25.0 | 5.8 | 35.7 |
| Muscato of Alexandria | 0.0 | 0.0 | 1.0 | 0.0 | 0.0 | 0.0 | 0.0 | 0.0 | 0.0 | 0.0 |
| Palomino * | 0.0 | 0.0 | 10.1 | 0.0 | 0.0 | 21.0 | 0.0 | 0.0 | 0.0 | 0.0 |
| Pinot Blanc | 52.5 | 20.4 | 233.5 | 112.2 | 0.0 | 8.2 | 224.6 | 230.5 | 0.0 | 0.0 |
| Pinot Gris * | 272.4 | 94.7 | 596.3 | 470.6 | 442.8 | 200.6 | 4,204.7 | 1,473.5 | 343.3 | 30.9 |
| Roussanne | 30.0 | 5.4 | 21.1 | 1.5 | 0.0 | 27.2 | 100.8 | 227.5 | 4.6 | 42.6 |
| Sauvignon Blanc | 2,293.0 | 4,922.7 | 8,244.3 | 6,600.7 | 1,436.2 | 830.6 | 5,785.0 | 6,003.5 | 73.7 | 339.8 |
| Sauvignon Musque | 0.0 | 0.0 | 126.4 | 166.4 | 7.8 | 30.3 | 88.2 | 0.0 | 0.0 | 0.0 |
| Sauvignon Vert * | 0.0 | 0.0 | 0.0 | 7.6 | 0.0 | 0.0 | 0.0 | 0.0 | 0.0 | 0.0 |
| Semillon | 65.6 | 158.4 | 391.7 | 376.6 | 156.8 | 16.7 | 65.7 | 333.8 | 0.0 | 26.0 |
| St. Emillion * | 0.0 | 0.0 | 0.0 | 0.0 | 0.0 | 0.0 | 0.0 | 0.0 | 0.0 | 1.2 |
| Symphony | 0.0 | 0.0 | 0.0 | 0.0 | 120.7 | 0.0 | 0.0 | 0.0 | 279.4 | 34.4 |
| Tocai Friulano | 39.0 | 0.0 | 18.1 | 0.0 | 0.0 | 0.0 | 40.5 | 25.7 | 0.0 | 0.0 |
| Triplett Blanc | 0.0 | 0.0 | 0.0 | 0.0 | 0.0 | 0.0 | 0.0 | 0.0 | 0.0 | 0.0 |
| Verdelho | 0.0 | 0.0 | 0.0 | 0.0 | 0.0 | 18.6 | 0.0 | 1.6 | 0.0 | 1.4 |
| Vernaccia | 0.0 | 0.0 | 45.7 | 0.0 | 0.0 | 0.0 | 0.0 | 0.0 | 0.0 | 0.0 |
| Viognier | 406.6 | 67.7 | 321.5 | 208.0 | 211.5 | 114.1 | 218.1 | 1,052.5 | 2.5 | 87.5 |
| White Riesling * | 164.6 | 62.7 | 85.8 | 136.5 | 89.5 | 6.2 | 6,331.7 | 719.5 | 0.4 | 11.2 |
| Other White 1/ | 0.5 | 0.0 | 3.7 | 9.3 | 3.3 | 24.7 | 61.6 | 7.1 | 0.0 | 0.0 |
| Total White | 20,881.4 | 6,603.4 | 62,951.6 | 26,523.5 | 9,065.4 | 7,362.0 | 93,792.8 | 38,161.6 | 18,151.1 | 1,147.0 |

TABLE 4: TONS OF GRAPES PURCHASED FOR WINE, CONCENTRATE, JUICE, VINEGAR, AND BEVERAGE BRANDY BY CALIFORNIA PROCESSORS FROM THE 2005 CROP BY TYPE, VARIETY, AND REPORTING DISTRICT WHERE GROWN, WITH COMPARISONS

| Type and Variety | 11 | 12 | 13 | 14 | 15 | 16 | 17 | 2005 State Total | 2004 State Total |
|-----------------------------|------------------|-----------------|------------------|------------------|----------------|--------------|-----------------|--------------------|------------------|
| Tons | | | | | | | | | |
| RAISIN GRAPES: | | | | | | | | | |
| Diamond Muscat | 0.0 | 0.0 | 6.5 | 0.0 | 0.0 | 0.0 | 0.0 | 6.5 | 0.0 |
| Dovine | 0.0 | 0.0 | 997.2 | 464.8 | 0.0 | 0.0 | 0.0 | 1,462.0 | 3,652.8 |
| Fiesta | 0.0 | 0.0 | 9,720.0 | 5,323.6 | 0.0 | 0.0 | 0.0 | 15,043.6 | 45,448.1 |
| Selma Pete | 0.0 | 0.0 | 874.7 | 0.0 | 0.0 | 0.0 | 0.0 | 874.7 | 0.0 |
| Sultana | 0.0 | 0.0 | 5.0 | 0.0 | 0.0 | 0.0 | 0.0 | 5.0 | 0.0 |
| Thompson Seedless | 0.0 | 974.6 | 302,984.9 | 45,849.3 | 1,043.6 | 0.0 | 0.0 | 350,852.4 | 606,038.9 |
| Other Raisin 1/ | 0.0 | 0.0 | 0.0 | 144.9 | 0.0 | 0.0 | 0.0 | 144.9 | 0.0 |
| Total Raisin | 0.0 | 974.6 | 314,588.3 | 51,782.6 | 1,043.6 | 0.0 | 0.0 | 368,389.1 | 655,139.8 |
| TABLE GRAPES: | | | | | | | | | |
| Autumn Royal | 0.0 | 0.0 | 0.0 | 215.8 | 0.0 | 0.0 | 0.0 | 215.8 | 578.7 |
| Black Emerald | 0.0 | 0.0 | 0.0 | 35.8 | 0.0 | 0.0 | 0.0 | 35.8 | 0.0 |
| Black Monukka | 0.0 | 0.0 | 467.5 | 0.0 | 0.0 | 0.0 | 0.0 | 467.5 | 241.7 |
| Calmeria | 0.0 | 0.0 | 0.0 | 58.5 | 0.0 | 0.0 | 0.0 | 58.5 | 152.7 |
| Christmas Rose | 0.0 | 0.0 | 0.0 | 0.0 | 0.0 | 0.0 | 0.0 | 0.0 | 324.2 |
| Crimson Seedless * | 0.0 | 0.0 | 0.0 | 124.1 | 0.0 | 0.0 | 0.0 | 124.1 | 7,578.7 |
| Emerald Seedless * | 0.0 | 0.0 | 0.0 | 157.5 | 0.0 | 0.0 | 0.0 | 157.5 | 749.5 |
| Emperor | 0.0 | 0.0 | 0.0 | 0.0 | 0.0 | 0.0 | 0.0 | 0.0 | 59.8 |
| Exotic | 0.0 | 0.0 | 0.0 | 50.6 | 0.0 | 0.0 | 0.0 | 50.6 | 0.0 |
| Fantasy Seedless | 0.0 | 0.0 | 0.0 | 0.0 | 0.0 | 0.0 | 0.0 | 0.0 | 6.5 |
| Flame Seedless * | 0.0 | 0.0 | 941.9 | 8,733.4 | 2,097.6 | 0.0 | 0.0 | 11,772.9 | 7,882.0 |
| Flame Tokay | 1,243.9 | 0.0 | 83.6 | 0.0 | 0.0 | 0.0 | 0.0 | 1,327.5 | 1,706.4 |
| Italia * | 0.0 | 0.0 | 0.0 | 0.0 | 0.0 | 0.0 | 0.0 | 0.0 | 97.5 |
| Malaga * | 0.0 | 0.0 | 546.1 | 0.0 | 0.0 | 0.0 | 0.0 | 546.1 | 353.9 |
| Marroo Seedless | 0.0 | 0.0 | 97.8 | 0.0 | 0.0 | 0.0 | 0.0 | 97.8 | 0.0 |
| Perlette | 0.0 | 0.0 | 0.0 | 136.8 | 0.0 | 0.0 | 0.0 | 136.8 | 0.0 |
| Princess * | 0.0 | 0.0 | 0.0 | 216.8 | 0.0 | 0.0 | 0.0 | 216.8 | 314.5 |
| Red Globe * | 0.0 | 0.0 | 0.0 | 4,250.8 | 0.0 | 0.0 | 0.0 | 4,250.8 | 7,178.8 |
| Ribier | 0.0 | 0.0 | 0.0 | 0.0 | 0.0 | 0.0 | 0.0 | 0.0 | 1.6 |
| Rouge | 0.0 | 0.0 | 0.0 | 0.0 | 0.0 | 0.0 | 0.0 | 0.0 | 5.7 |
| Ruby Seedless * | 0.0 | 236.9 | 2,245.4 | 1,183.0 | 0.0 | 0.0 | 0.0 | 3,665.3 | 2,118.3 |
| Packinghouse Culls | 0.0 | 0.0 | 0.0 | 0.0 | 0.0 | 0.0 | 0.0 | 0.0 | 397.5 |
| Other Table 1/ | 0.0 | 0.0 | 16,337.8 | 3,651.9 | 0.0 | 0.0 | 0.0 | 19,989.7 | 40,079.9 |
| Total Table | 1,243.9 | 236.9 | 20,720.1 | 18,815.0 | 2,097.6 | 0.0 | 0.0 | 43,113.5 | 69,827.9 |
| WINE GRAPES (WHITE): | | | | | | | | | |
| Arneis | 0.0 | 0.0 | 0.0 | 0.0 | 0.0 | 0.0 | 0.0 | 76.6 | 60.0 |
| Burger * | 5,903.5 | 5,739.2 | 34,491.6 | 3,292.8 | 0.0 | 0.0 | 0.0 | 49,427.1 | 44,168.1 |
| Chardonnay * | 147,322.1 | 38,329.0 | 50,686.4 | 29,398.9 | 4.1 | 484.7 | 35,422.8 | 512,342.5 | 379,838.2 |
| Chasselas Dore | 0.0 | 0.0 | 0.0 | 0.0 | 0.0 | 0.0 | 0.0 | 2.1 | 0.0 |
| Chenin Blanc | 4,046.1 | 4,184.3 | 57,564.8 | 11,796.3 | 0.0 | 10.0 | 6,244.2 | 88,516.9 | 78,938.4 |
| Cortese | 0.0 | 0.0 | 0.0 | 0.0 | 0.0 | 0.0 | 0.0 | 3.4 | 2.6 |
| Emerald Riesling | 0.0 | 0.0 | 96.2 | 1,796.3 | 0.0 | 0.0 | 0.0 | 1,892.5 | 1,883.8 |
| Flora | 0.0 | 0.0 | 0.0 | 0.0 | 0.0 | 0.0 | 0.0 | 39.5 | 35.4 |
| French Colombard | 6,995.2 | 17,242.6 | 221,599.0 | 53,362.8 | 0.0 | 0.0 | 0.0 | 300,985.4 | 219,607.8 |
| Gewurztraminer | 101.0 | 289.3 | 0.0 | 0.0 | 0.0 | 7.1 | 310.5 | 6,211.8 | 5,348.9 |
| Gray Riesling * | 0.0 | 0.0 | 0.0 | 0.0 | 0.0 | 0.0 | 0.0 | 37.5 | 59.9 |
| Grenache Blanc | 0.0 | 0.0 | 0.0 | 0.0 | 0.0 | 0.0 | 4.9 | 78.8 | 61.5 |
| Malvasia Bianca * | 3,476.3 | 4,584.1 | 862.5 | 169.8 | 0.0 | 0.0 | 0.0 | 9,437.2 | 6,542.4 |
| Marsanne | 7.4 | 0.0 | 0.0 | 0.0 | 0.0 | 0.0 | 0.0 | 268.3 | 212.4 |
| Melon | 0.0 | 0.0 | 0.0 | 0.0 | 0.0 | 0.0 | 0.0 | 18.7 | 11.1 |
| Montonico | 0.0 | 0.0 | 0.0 | 0.0 | 0.0 | 0.0 | 0.0 | 13.5 | 10.0 |
| Moscato Gaillo * | 0.0 | 0.0 | 0.0 | 0.0 | 0.0 | 0.0 | 0.0 | 3.4 | 3.9 |
| Muscat Blanc * | 352.4 | 126.8 | 3,103.1 | 223.9 | 6.1 | 78.3 | 93.7 | 5,798.7 | 4,231.6 |
| Muscat Orange | 435.1 | 299.4 | 244.4 | 0.0 | 0.0 | 0.0 | 0.0 | 1,188.3 | 836.7 |
| Muscat of Alexandria | 0.0 | 0.0 | 27,250.2 | 21,661.0 | 0.0 | 0.0 | 0.0 | 48,912.2 | 30,677.0 |
| Palomino * | 117.6 | 0.0 | 3,404.7 | 0.0 | 5.0 | 0.0 | 0.0 | 3,558.4 | 3,271.9 |
| Pinot Blanc | 0.0 | 0.0 | 0.0 | 0.0 | 0.0 | 0.0 | 0.0 | 881.9 | 823.9 |
| Pinot Gris * | 18,442.8 | 10,230.2 | 576.4 | 8,914.9 | 0.0 | 13.2 | 10,620.9 | 56,928.2 | 41,060.9 |
| Roussanne | 12.7 | 0.0 | 0.0 | 0.0 | 0.0 | 13.3 | 0.0 | 486.7 | 375.4 |
| Sauvignon Blanc | 25,749.0 | 8,117.6 | 4,135.2 | 3,192.5 | 9.2 | 92.2 | 14,721.9 | 92,547.1 | 65,123.1 |
| Sauvignon Musque | 0.0 | 0.0 | 0.0 | 0.0 | 0.0 | 8.3 | 0.0 | 427.4 | 269.0 |
| Sauvignon Vert * | 0.0 | 0.0 | 0.0 | 0.0 | 0.0 | 0.0 | 0.0 | 7.6 | 8.3 |
| Semillon | 2,198.2 | 553.5 | 2,185.3 | 443.5 | 2.0 | 12.4 | 1,312.2 | 8,298.4 | 6,762.3 |
| St. Emilion * | 1.1 | 0.0 | 0.0 | 0.0 | 0.0 | 0.0 | 0.0 | 2.3 | 4.9 |
| Symphony | 1,498.6 | 150.5 | 3,372.7 | 985.9 | 2.0 | 0.0 | 909.8 | 7,354.0 | 8,135.3 |
| Tocai Friulano | 182.3 | 0.0 | 0.0 | 0.0 | 0.0 | 0.0 | 0.0 | 305.6 | 209.9 |
| Triplet Blanc | 0.0 | 0.0 | 41.4 | 11.2 | 0.0 | 0.0 | 0.0 | 52.6 | 0.0 |
| Verdelho | 87.1 | 0.0 | 0.0 | 0.0 | 0.0 | 0.0 | 4.0 | 112.7 | 30.5 |
| Vernaccia | 0.0 | 0.0 | 0.0 | 0.0 | 0.0 | 0.0 | 0.0 | 45.7 | 46.3 |
| Viognier | 4,202.6 | 1,602.2 | 1,714.2 | 0.0 | 0.0 | 126.4 | 735.5 | 11,070.9 | 6,901.2 |
| White Riesling * | 4.5 | 748.6 | 0.0 | 0.0 | 0.0 | 141.6 | 283.9 | 8,786.7 | 6,035.4 |
| Other White 1/ | 6.0 | 6.0 | 246.7 | 768.0 | 0.0 | 0.0 | 0.0 | 1,136.9 | 2,196.0 |
| Total White | 221,141.6 | 92,203.3 | 411,574.8 | 136,017.8 | 28.4 | 987.5 | 70,664.3 | 1,217,257.5 | 913,784.0 |

TABLE 4: TONS OF GRAPES PURCHASED FOR WINE, CONCENTRATE, JUICE, VINEGAR, AND BEVERAGE BRANDY BY CALIFORNIA PROCESSORS FROM THE 2005 CROP BY TYPE, VARIETY, AND REPORTING DISTRICT WHERE GROWN, WITH COMPARISONS

| Type and Variety | 1 | 2 | 3 | 4 | 5 | 6 | 7 | 8 | 9 | 10 |
|----------------------------|-----------------|-----------------|------------------|-----------------|-----------------|-----------------|------------------|------------------|-----------------|-----------------|
| | Tons | | | | | | | | | |
| WINE GRAPES (RED): | | | | | | | | | | |
| Aglianico | 0.0 | 0.0 | 16.4 | 1.1 | 0.0 | 0.0 | 0.0 | 1.5 | 2.0 | 1.5 |
| Aleatico | 0.0 | 0.0 | 31.6 | 0.0 | 0.0 | 0.0 | 0.0 | 0.0 | 0.0 | 0.0 |
| Alicante Bouschet * | 0.0 | 0.0 | 43.0 | 0.0 | 0.0 | 67.7 | 0.0 | 2.4 | 0.0 | 15.9 |
| Alvarelhao | 0.0 | 0.0 | 0.0 | 0.0 | 0.0 | 0.0 | 0.0 | 9.8 | 0.0 | 6.9 |
| Barbera | 75.4 | 63.9 | 156.6 | 22.9 | 18.9 | 41.5 | 227.0 | 247.8 | 3.9 | 418.5 |
| Cabernet Franc | 85.3 | 565.6 | 1,601.9 | 1,619.2 | 23.8 | 64.5 | 304.6 | 1,809.5 | 10.7 | 279.3 |
| Cabernet Sauvignon | 6,486.4 | 7,586.9 | 25,686.3 | 38,845.1 | 1,444.6 | 3,058.9 | 20,265.3 | 48,489.8 | 6,561.5 | 1,083.8 |
| Carignane | 1,134.9 | 0.0 | 385.6 | 43.0 | 0.0 | 531.9 | 8.1 | 32.7 | 0.0 | 6.5 |
| Carmenere | 1.1 | 1.9 | 0.0 | 0.0 | 0.0 | 0.0 | 0.0 | 0.0 | 0.0 | 0.0 |
| Carmine | 0.0 | 0.0 | 0.0 | 0.0 | 0.0 | 0.0 | 0.0 | 0.0 | 12.2 | 0.0 |
| Carnelian | 0.0 | 0.0 | 0.0 | 0.0 | 0.0 | 0.0 | 0.0 | 0.0 | 0.0 | 0.0 |
| Centurian | 0.0 | 0.0 | 0.0 | 0.0 | 0.0 | 0.0 | 0.0 | 0.0 | 0.0 | 0.0 |
| Charbono | 26.6 | 0.0 | 0.0 | 95.2 | 0.0 | 0.0 | 50.8 | 0.0 | 0.0 | 10.1 |
| Cinsaut * | 0.4 | 0.0 | 9.9 | 0.0 | 0.0 | 50.4 | 11.1 | 78.1 | 1.2 | 3.3 |
| Counoise | 0.3 | 1.9 | 1.1 | 0.0 | 0.0 | 46.3 | 0.0 | 34.1 | 0.8 | 1.1 |
| De Chaunac | 0.0 | 0.0 | 0.0 | 0.0 | 0.0 | 0.0 | 0.0 | 0.0 | 0.0 | 0.0 |
| Dolcetto | 51.5 | 0.0 | 77.0 | 46.0 | 0.0 | 6.1 | 13.3 | 39.2 | 0.0 | 0.9 |
| Dornfelder | 0.0 | 0.0 | 0.0 | 0.0 | 0.0 | 0.0 | 0.0 | 0.0 | 0.0 | 0.0 |
| Early Burgundy | 0.0 | 0.0 | 0.0 | 5.0 | 0.0 | 0.0 | 0.0 | 0.0 | 0.0 | 0.0 |
| Freisa | 0.0 | 0.0 | 20.2 | 0.0 | 0.0 | 0.0 | 27.5 | 0.0 | 0.0 | 0.0 |
| Gamay (Napa) * | 30.1 | 0.0 | 30.4 | 118.9 | 218.2 | 0.0 | 808.9 | 175.1 | 1.1 | 14.4 |
| Gamay Beaujolais | 0.0 | 0.0 | 0.0 | 0.0 | 0.0 | 0.0 | 0.0 | 0.0 | 0.0 | 0.0 |
| Graciano | 0.0 | 0.0 | 0.0 | 0.0 | 0.0 | 0.0 | 0.0 | 0.0 | 0.0 | 0.0 |
| Grand Noir | 0.0 | 0.0 | 0.0 | 0.0 | 0.0 | 2.1 | 0.0 | 0.0 | 0.0 | 0.0 |
| Grenache * | 116.0 | 21.7 | 106.8 | 64.8 | 0.0 | 147.7 | 273.4 | 728.4 | 1,272.1 | 73.6 |
| Grignolino | 0.0 | 0.0 | 0.0 | 0.0 | 0.0 | 0.0 | 0.0 | 1.5 | 0.0 | 0.0 |
| Lagrein | 0.0 | 0.0 | 0.0 | 0.0 | 0.0 | 0.0 | 0.0 | 85.3 | 0.0 | 0.0 |
| Malbec | 25.1 | 77.3 | 350.5 | 233.9 | 15.3 | 3.0 | 324.4 | 554.8 | 0.0 | 21.1 |
| Marechal Foch * | 0.0 | 0.0 | 0.1 | 0.0 | 0.0 | 0.0 | 0.0 | 0.0 | 0.0 | 0.0 |
| Mataro * | 5.1 | 18.8 | 83.9 | 12.4 | 0.0 | 791.8 | 22.3 | 327.2 | 10.7 | 124.2 |
| Merlot | 5,943.6 | 1,529.0 | 20,195.2 | 19,675.8 | 2,790.8 | 3,352.4 | 28,523.8 | 23,759.1 | 8,849.4 | 598.6 |
| Meunier * | 7.3 | 0.0 | 321.0 | 42.8 | 0.0 | 0.0 | 0.0 | 0.0 | 0.0 | 0.0 |
| Mission | 0.0 | 0.0 | 0.0 | 0.0 | 0.0 | 0.0 | 0.0 | 8.8 | 0.0 | 19.9 |
| Montepulciano | 22.4 | 0.0 | 0.0 | 2.1 | 0.0 | 0.0 | 0.0 | 0.0 | 6.2 | 0.0 |
| Muscat Hamburg * | 0.0 | 0.0 | 0.0 | 0.0 | 0.0 | 11.7 | 0.0 | 0.0 | 0.0 | 6.2 |
| Nebbiolo | 9.1 | 5.0 | 25.9 | 6.4 | 0.0 | 1.7 | 11.0 | 134.1 | 1.3 | 14.3 |
| Negrette * | 0.0 | 0.0 | 0.0 | 0.0 | 0.0 | 0.0 | 8.8 | 6.7 | 0.0 | 0.0 |
| Negroamaro | 18.9 | 0.0 | 0.0 | 0.0 | 0.0 | 0.0 | 0.0 | 0.0 | 0.0 | 0.0 |
| Nero D'Avola * | 0.0 | 0.0 | 0.0 | 0.0 | 0.0 | 0.0 | 0.0 | 0.0 | 0.0 | 0.0 |
| Perelli 101 | 0.0 | 0.0 | 0.0 | 0.0 | 0.0 | 0.0 | 0.0 | 8.7 | 0.0 | 0.0 |
| Petit Verdot | 79.4 | 101.1 | 299.1 | 492.0 | 4.3 | 151.4 | 129.1 | 1,082.7 | 290.0 | 43.9 |
| Petite Sirah | 1,452.1 | 1,122.0 | 979.7 | 1,386.6 | 301.4 | 1,565.1 | 810.4 | 3,845.4 | 388.9 | 192.7 |
| Pfeffer Cabernet | 0.0 | 0.0 | 0.0 | 0.0 | 0.0 | 0.0 | 6.2 | 0.0 | 0.0 | 0.0 |
| Pinot Noir | 2,180.4 | 286.4 | 16,133.6 | 5,032.8 | 1,095.0 | 290.8 | 17,087.0 | 7,988.0 | 40.1 | 9.1 |
| Pinotage | 13.5 | 0.0 | 0.0 | 0.0 | 0.0 | 0.0 | 0.0 | 0.0 | 0.0 | 6.9 |
| Primitivo | 37.7 | 34.5 | 93.9 | 33.2 | 0.0 | 0.9 | 12.3 | 82.8 | 0.0 | 97.0 |
| Refosco * | 0.0 | 0.0 | 0.0 | 0.3 | 0.0 | 3.1 | 0.0 | 71.4 | 0.6 | 0.0 |
| Royalty | 0.0 | 0.0 | 0.0 | 0.0 | 0.0 | 0.0 | 0.0 | 0.0 | 0.0 | 0.0 |
| Rubired * | 0.0 | 0.0 | 0.0 | 0.0 | 0.0 | 0.0 | 0.0 | 0.0 | 0.0 | 0.0 |
| Ruby Cabernet | 0.0 | 0.0 | 0.0 | 0.0 | 0.0 | 3.1 | 1.0 | 0.0 | 0.0 | 0.0 |
| Sagrantino | 0.0 | 0.0 | 0.0 | 0.8 | 0.0 | 0.0 | 0.0 | 0.0 | 0.0 | 0.0 |
| Salvador | 0.0 | 0.0 | 0.0 | 0.0 | 0.0 | 0.0 | 0.0 | 0.0 | 0.0 | 0.0 |
| Sangiovese * | 211.4 | 0.0 | 705.2 | 405.7 | 0.0 | 151.3 | 1,024.7 | 530.5 | 0.0 | 222.6 |
| Souzao | 0.0 | 2.6 | 0.0 | 0.0 | 0.0 | 1.2 | 29.7 | 13.1 | 0.0 | 7.1 |
| Syrah * | 1,840.8 | 1,057.9 | 5,266.0 | 1,954.8 | 493.3 | 958.4 | 6,932.6 | 14,780.6 | 678.4 | 1,137.8 |
| Tannat | 0.0 | 0.0 | 8.1 | 0.2 | 0.0 | 0.0 | 12.8 | 11.4 | 0.0 | 0.0 |
| Tempranillo * | 0.0 | 38.3 | 0.7 | 42.7 | 0.0 | 117.2 | 18.0 | 274.8 | 59.8 | 55.9 |
| Teroldego | 0.0 | 0.0 | 22.4 | 0.0 | 0.0 | 96.9 | 13.6 | 0.0 | 0.0 | 0.0 |
| Tinta Cao | 0.0 | 2.6 | 1.5 | 0.0 | 0.0 | 0.0 | 1.6 | 11.8 | 0.0 | 20.0 |
| Tinta Madeira | 0.0 | 0.8 | 0.0 | 0.0 | 0.0 | 0.0 | 1.2 | 6.7 | 0.0 | 0.0 |
| Touriga Francesca | 0.0 | 0.0 | 0.0 | 0.0 | 0.0 | 0.0 | 0.0 | 0.0 | 0.0 | 1.0 |
| Touriga Nacional * | 0.0 | 2.8 | 0.0 | 0.0 | 0.0 | 2.8 | 1.3 | 29.4 | 0.0 | 13.7 |
| Trousseau * | 0.0 | 2.0 | 0.0 | 0.0 | 0.0 | 0.0 | 2.8 | 0.0 | 0.0 | 2.2 |
| Zinfandel | 4,955.0 | 1,922.1 | 11,861.0 | 2,976.8 | 610.2 | 2,122.3 | 1,795.9 | 12,835.0 | 15,063.4 | 5,276.1 |
| Other Red 1/ | 23.9 | 0.0 | 200.7 | 5.9 | 0.0 | 58.8 | 3.1 | 2,587.6 | 0.0 | 4.0 |
| Total Red | 24,833.7 | 14,445.1 | 84,715.3 | 73,166.4 | 7,015.8 | 13,701.0 | 78,763.6 | 120,685.8 | 33,254.3 | 9,790.1 |
| TOTAL WINE | 45,715.1 | 21,048.5 | 147,666.9 | 99,689.9 | 16,081.2 | 21,063.0 | 172,556.4 | 158,847.4 | 51,405.4 | 10,937.1 |
| TOTAL ALL VARIETIES | 45,715.1 | 21,048.5 | 147,666.9 | 99,689.9 | 16,081.2 | 21,063.0 | 172,556.4 | 158,847.4 | 51,405.4 | 10,937.1 |

TABLE 4: TONS OF GRAPES PURCHASED FOR WINE, CONCENTRATE, JUICE, VINEGAR, AND BEVERAGE BRANDY BY CALIFORNIA PROCESSORS FROM THE 2005 CROP BY TYPE, VARIETY, AND REPORTING DISTRICT WHERE GROWN, WITH COMPARISONS

| Type and Variety | 11 | 12 | 13 | 14 | 15 | 16 | 17 | 2005 State Total | 2004 State Total |
|----------------------------|------------------|------------------|--------------------|------------------|----------------|----------------|-----------------|--------------------|--------------------|
| Tons | | | | | | | | | |
| WINE GRAPES (RED): | | | | | | | | | |
| Aglianico | 0.0 | 58.9 | 0.0 | 0.0 | 0.0 | 0.0 | 0.0 | 81.4 | 40.4 |
| Aleatico | 0.0 | 0.0 | 0.0 | 0.0 | 0.0 | 0.0 | 0.0 | 31.6 | 35.7 |
| Alicante Bouschet * | 465.3 | 0.0 | 2,593.5 | 587.9 | 3.0 | 3.0 | 44.7 | 3,826.4 | 2,972.8 |
| Alvarelhao | 15.0 | 0.0 | 0.0 | 0.0 | 0.0 | 0.0 | 0.0 | 31.7 | 26.3 |
| Barbera | 1,666.5 | 652.2 | 71987.7 | 991.9 | 0.0 | 0.8 | 0.0 | 76,575.5 | 51,396.2 |
| Cabernet Franc | 6,993.8 | 3.6 | 665.4 | 0.0 | 6.8 | 51.4 | 7.5 | 14,092.9 | 11,256.7 |
| Cabernet Sauvignon | 133,431.7 | 32,738.6 | 54,537.0 | 22,803.1 | 6.2 | 703.3 | 2,020.3 | 405,748.8 | 277,886.4 |
| Carignane | 2,531.1 | 1,090.9 | 14,581.3 | 1,640.0 | 0.0 | 28.6 | 0.0 | 22,014.6 | 21,628.8 |
| Carmenere | 0.0 | 0.0 | 0.0 | 0.0 | 0.0 | 0.4 | 0.0 | 3.4 | 8.4 |
| Carmine | 0.0 | 0.0 | 0.0 | 0.0 | 0.0 | 0.0 | 0.0 | 12.2 | 8.0 |
| Carnelian | 0.0 | 0.0 | 8,786.9 | 2,291.1 | 0.0 | 0.0 | 0.0 | 11,078.0 | 4,860.2 |
| Centurian | 0.0 | 0.0 | 1,792.7 | 0.0 | 0.0 | 0.0 | 0.0 | 1,792.7 | 1,152.2 |
| Charbono | 1.9 | 0.0 | 1.0 | 0.0 | 0.0 | 0.0 | 0.0 | 185.6 | 364.3 |
| Cinsaut * | 118.1 | 0.0 | 246.0 | 0.0 | 0.0 | 30.5 | 0.0 | 549.0 | 595.6 |
| Counoise | 0.0 | 4.1 | 0.0 | 0.0 | 0.0 | 0.0 | 0.0 | 89.7 | 50.0 |
| De Chaunac | 0.0 | 0.0 | 0.0 | 0.0 | 0.0 | 0.0 | 0.0 | 0.0 | 0.1 |
| Dolcetto | 20.1 | 0.0 | 20.4 | 0.0 | 0.0 | 0.0 | 0.0 | 274.5 | 254.1 |
| Dornfelder | 0.0 | 443.1 | 0.0 | 0.0 | 0.0 | 0.0 | 0.0 | 443.1 | 194.0 |
| Early Burgundy | 10.8 | 0.0 | 0.0 | 0.0 | 0.0 | 0.0 | 0.0 | 15.8 | 10.2 |
| Freisa | 0.0 | 3.6 | 0.0 | 0.0 | 0.0 | 0.0 | 0.0 | 51.3 | 54.1 |
| Gamay (Napa) * | 6.0 | 0.0 | 1,596.3 | 0.0 | 0.0 | 0.0 | 221.6 | 3,221.0 | 2,418.6 |
| Gamay Beaujolais | 0.0 | 0.0 | 0.0 | 0.0 | 0.0 | 0.0 | 0.0 | 0.0 | 57.0 |
| Graciano | 1.5 | 0.0 | 0.0 | 0.0 | 0.0 | 0.0 | 0.0 | 1.5 | 0.0 |
| Grand Noir | 0.0 | 0.0 | 0.0 | 0.0 | 0.0 | 0.0 | 0.0 | 2.1 | 1.5 |
| Grenache * | 245.6 | 4,098.6 | 59,136.6 | 4,959.3 | 35.3 | 13.8 | 123.4 | 71,417.1 | 74,131.4 |
| Grignolino | 0.0 | 0.0 | 0.0 | 0.0 | 0.0 | 0.0 | 0.0 | 1.5 | 0.0 |
| Lagrein | 0.0 | 0.0 | 101.1 | 0.0 | 0.0 | 0.0 | 0.0 | 186.4 | 93.5 |
| Malbec | 3,907.3 | 91.2 | 0.0 | 522.6 | 0.5 | 8.9 | 0.0 | 6,135.9 | 3,594.8 |
| Marechal Foch * | 0.0 | 0.0 | 0.0 | 0.0 | 0.0 | 0.0 | 0.0 | 0.1 | 0.1 |
| Mataro * | 122.0 | 157.3 | 0.5 | 0.0 | 11.3 | 3.6 | 0.0 | 1,691.1 | 1,307.3 |
| Merlot | 107,103.2 | 34,426.2 | 52,227.3 | 9,430.6 | 28.5 | 205.3 | 8,891.3 | 327,530.1 | 235,972.3 |
| Meunier * | 0.0 | 0.0 | 0.0 | 0.0 | 0.0 | 0.0 | 0.0 | 371.1 | 309.6 |
| Mission | 0.0 | 1.7 | 9,120.0 | 1,356.5 | 0.0 | 9.0 | 0.0 | 10,515.9 | 8,378.0 |
| Montepulciano | 4.0 | 114.1 | 0.0 | 0.0 | 0.0 | 0.0 | 0.0 | 148.8 | 91.2 |
| Muscat Hamburg * | 58.4 | 135.7 | 5.3 | 7.0 | 0.0 | 0.0 | 0.0 | 224.3 | 101.9 |
| Nebbiolo | 0.0 | 0.0 | 22.9 | 0.0 | 0.0 | 4.1 | 0.0 | 235.8 | 153.1 |
| Negrette * | 0.0 | 0.0 | 0.0 | 0.0 | 0.0 | 0.0 | 0.0 | 15.5 | 7.9 |
| Negroamaro | 0.0 | 0.0 | 0.0 | 0.0 | 0.0 | 0.0 | 0.0 | 18.9 | 3.7 |
| Nero D'Avola * | 0.0 | 33.4 | 0.0 | 0.0 | 0.0 | 0.0 | 0.0 | 33.4 | 2.4 |
| Perelli 101 | 0.0 | 0.0 | 0.0 | 0.0 | 0.0 | 0.0 | 0.0 | 8.7 | 6.4 |
| Petit Verdot | 2,042.5 | 854.2 | 0.0 | 0.0 | 0.0 | 14.8 | 6.7 | 5,591.2 | 3,876.9 |
| Petite Sirah | 15,659.0 | 2,320.5 | 458.0 | 320.2 | 6.0 | 22.5 | 2,084.1 | 32,914.6 | 21,864.9 |
| Pfeffer Cabernet | 0.0 | 0.0 | 0.0 | 0.0 | 0.0 | 0.0 | 0.0 | 6.2 | 5.3 |
| Pinot Noir | 1,557.7 | 1,957.8 | 162.8 | 0.0 | 0.0 | 25.9 | 2,340.2 | 56,187.6 | 42,187.0 |
| Pinotage | 0.0 | 0.0 | 0.0 | 0.0 | 0.0 | 0.0 | 0.0 | 20.4 | 15.2 |
| Primitivo | 493.4 | 0.0 | 0.0 | 0.0 | 0.0 | 0.0 | 0.0 | 885.7 | 639.4 |
| Refosco * | 499.9 | 0.0 | 0.0 | 0.0 | 0.0 | 0.0 | 0.0 | 575.3 | 612.8 |
| Royalty | 0.0 | 22.3 | 1,055.5 | 659.1 | 0.0 | 0.0 | 0.0 | 1,736.9 | 1,426.2 |
| Rubired * | 614.6 | 3,537.2 | 118,431.0 | 42,086.6 | 0.0 | 0.0 | 0.0 | 164,669.4 | 153,591.1 |
| Ruby Cabernet | 390.5 | 4,499.4 | 52,174.7 | 19,767.2 | 0.0 | 0.0 | 0.0 | 76,835.9 | 69,222.9 |
| Sagrantino | 0.0 | 23.3 | 0.0 | 0.0 | 0.0 | 0.0 | 0.0 | 24.1 | 0.0 |
| Salvador | 0.0 | 0.0 | 194.5 | 1,962.0 | 0.0 | 0.0 | 0.0 | 2,156.5 | 2,327.9 |
| Sangiovese * | 3,953.1 | 2.1 | 3,401.1 | 665.2 | 3.5 | 58.7 | 41.3 | 11,376.4 | 7,068.1 |
| Souzao | 121.3 | 0.3 | 7.0 | 0.0 | 0.0 | 0.0 | 0.0 | 182.3 | 167.1 |
| Syrah * | 20,978.8 | 6,678.6 | 31,462.9 | 4,538.4 | 25.7 | 142.1 | 1,820.2 | 100,747.3 | 74,172.5 |
| Tannat | 225.1 | 1,232.3 | 0.0 | 0.0 | 0.8 | 0.0 | 0.0 | 1,490.7 | 1,779.5 |
| Tempranillo * | 724.6 | 95.6 | 1,567.1 | 23.6 | 7.3 | 8.5 | 0.0 | 3,034.1 | 2,305.9 |
| Teroldego | 0.0 | 0.0 | 0.0 | 0.0 | 0.0 | 0.0 | 0.0 | 132.9 | 117.2 |
| Tinta Cao | 9.8 | 0.0 | 1.5 | 0.0 | 0.0 | 0.0 | 0.0 | 48.8 | 72.3 |
| Tinta Madeira | 0.0 | 0.0 | 35.6 | 0.0 | 0.0 | 0.0 | 0.0 | 44.3 | 75.7 |
| Touriga Francesca | 10.5 | 0.0 | 0.0 | 0.0 | 0.0 | 0.0 | 0.0 | 11.5 | 18.3 |
| Touriga Nacional * | 187.2 | 39.7 | 46.3 | 0.0 | 0.0 | 0.0 | 0.0 | 323.2 | 263.3 |
| Trousseau * | 1.1 | 0.0 | 0.0 | 0.0 | 0.0 | 0.0 | 0.0 | 8.1 | 14.8 |
| Zinfandel | 192,002.9 | 44,050.7 | 89,588.9 | 27,909.2 | 110.4 | 156.9 | 4,895.1 | 418,131.9 | 302,361.1 |
| Other Red 1/ | 117.4 | 23.6 | 1,402.2 | 3,231.3 | 0.0 | 0.0 | 0.0 | 7,658.5 | 1,629.2 |
| Total Red | 496,291.7 | 139,390.8 | 577,411.0 | 145,752.8 | 245.3 | 1,492.1 | 22,496.4 | 1,843,451.2 | 1,385,239.8 |
| TOTAL WINE | 717,433.3 | 231,594.1 | 988,985.8 | 281,770.6 | 273.7 | 2,479.6 | 93,160.7 | 3,060,708.7 | 2,299,023.8 |
| TOTAL ALL VARIETIES | 718,677.2 | 232,805.6 | 1,324,294.2 | 352,368.2 | 3,414.9 | 2,479.6 | 93,160.7 | 3,472,211.3 | 3,023,991.5 |

* Synonyms for variety names are shown on Page 5.

1/ Other categories include minor and mixed varieties.

TABLE 6: WEIGHTED AVERAGE GROWER RETURNS PER TON DELIVERED BASIS PURCHASED FOR WINE, CONCENTRATE, JUICE, VINEGAR, AND BEVERAGE BRANDY BY CALIFORNIA PROCESSORS FROM THE 2005 CROP BY TYPE, VARIETY, AND REPORTING DISTRICT WHERE GROWN, WITH COMPARISONS

| Type and Variety | 1 | 2 | 3 | 4 | 5 | 6 | 7 | 8 | 9 | 10 |
|----------------------------|----------|----------|----------|----------|----------|----------|----------|----------|----------|----------|
| | Dollars | | | | | | | | | |
| RAISIN GRAPES: | | | | | | | | | | |
| Diamond Muscat | 0.00 | 0.00 | 0.00 | 0.00 | 0.00 | 0.00 | 0.00 | 0.00 | 0.00 | 0.00 |
| Dovine | 0.00 | 0.00 | 0.00 | 0.00 | 0.00 | 0.00 | 0.00 | 0.00 | 0.00 | 0.00 |
| Fiesta | 0.00 | 0.00 | 0.00 | 0.00 | 0.00 | 0.00 | 0.00 | 0.00 | 0.00 | 0.00 |
| Selma Pete | 0.00 | 0.00 | 0.00 | 0.00 | 0.00 | 0.00 | 0.00 | 0.00 | 0.00 | 0.00 |
| Sultana | 0.00 | 0.00 | 0.00 | 0.00 | 0.00 | 0.00 | 0.00 | 0.00 | 0.00 | 0.00 |
| Thompson Seedless | 0.00 | 0.00 | 0.00 | 0.00 | 0.00 | 0.00 | 0.00 | 0.00 | 0.00 | 0.00 |
| Other Raisin 1/ | 0.00 | 0.00 | 0.00 | 0.00 | 0.00 | 0.00 | 0.00 | 0.00 | 0.00 | 0.00 |
| Total Raisin | 0.00 | 0.00 | 0.00 | 0.00 | 0.00 | 0.00 | 0.00 | 0.00 | 0.00 | 0.00 |
| TABLE GRAPES: | | | | | | | | | | |
| Autumn Royal | 0.00 | 0.00 | 0.00 | 0.00 | 0.00 | 0.00 | 0.00 | 0.00 | 0.00 | 0.00 |
| Black Emerald | 0.00 | 0.00 | 0.00 | 0.00 | 0.00 | 0.00 | 0.00 | 0.00 | 0.00 | 0.00 |
| Black Monukka | 0.00 | 0.00 | 0.00 | 0.00 | 0.00 | 0.00 | 0.00 | 0.00 | 0.00 | 0.00 |
| Calmeria | 0.00 | 0.00 | 0.00 | 0.00 | 0.00 | 0.00 | 0.00 | 0.00 | 0.00 | 0.00 |
| Christmas Rose | 0.00 | 0.00 | 0.00 | 0.00 | 0.00 | 0.00 | 0.00 | 0.00 | 0.00 | 0.00 |
| Crimson Seedless * | 0.00 | 0.00 | 0.00 | 0.00 | 0.00 | 0.00 | 0.00 | 0.00 | 0.00 | 0.00 |
| Emerald Seedless * | 0.00 | 0.00 | 0.00 | 0.00 | 0.00 | 0.00 | 0.00 | 0.00 | 0.00 | 0.00 |
| Emperor | 0.00 | 0.00 | 0.00 | 0.00 | 0.00 | 0.00 | 0.00 | 0.00 | 0.00 | 0.00 |
| Exotic | 0.00 | 0.00 | 0.00 | 0.00 | 0.00 | 0.00 | 0.00 | 0.00 | 0.00 | 0.00 |
| Fantasy Seedless | 0.00 | 0.00 | 0.00 | 0.00 | 0.00 | 0.00 | 0.00 | 0.00 | 0.00 | 0.00 |
| Flame Seedless * | 0.00 | 0.00 | 0.00 | 0.00 | 0.00 | 0.00 | 0.00 | 0.00 | 0.00 | 0.00 |
| Flame Tokay | 0.00 | 0.00 | 0.00 | 0.00 | 0.00 | 0.00 | 0.00 | 0.00 | 0.00 | 0.00 |
| Italia * | 0.00 | 0.00 | 0.00 | 0.00 | 0.00 | 0.00 | 0.00 | 0.00 | 0.00 | 0.00 |
| Malaga * | 0.00 | 0.00 | 0.00 | 0.00 | 0.00 | 0.00 | 0.00 | 0.00 | 0.00 | 0.00 |
| Marroo Seedless | 0.00 | 0.00 | 0.00 | 0.00 | 0.00 | 0.00 | 0.00 | 0.00 | 0.00 | 0.00 |
| Perlette | 0.00 | 0.00 | 0.00 | 0.00 | 0.00 | 0.00 | 0.00 | 0.00 | 0.00 | 0.00 |
| Princess * | 0.00 | 0.00 | 0.00 | 0.00 | 0.00 | 0.00 | 0.00 | 0.00 | 0.00 | 0.00 |
| Red Globe * | 0.00 | 0.00 | 0.00 | 0.00 | 0.00 | 0.00 | 0.00 | 0.00 | 0.00 | 0.00 |
| Ribier | 0.00 | 0.00 | 0.00 | 0.00 | 0.00 | 0.00 | 0.00 | 0.00 | 0.00 | 0.00 |
| Rouge | 0.00 | 0.00 | 0.00 | 0.00 | 0.00 | 0.00 | 0.00 | 0.00 | 0.00 | 0.00 |
| Ruby Seedless * | 0.00 | 0.00 | 0.00 | 0.00 | 0.00 | 0.00 | 0.00 | 0.00 | 0.00 | 0.00 |
| Packinghouse Culls | 0.00 | 0.00 | 0.00 | 0.00 | 0.00 | 0.00 | 0.00 | 0.00 | 0.00 | 0.00 |
| Other Table 1/ | 0.00 | 0.00 | 0.00 | 0.00 | 0.00 | 0.00 | 0.00 | 0.00 | 0.00 | 0.00 |
| Total Table | 0.00 | 0.00 | 0.00 | 0.00 | 0.00 | 0.00 | 0.00 | 0.00 | 0.00 | 0.00 |
| WINE GRAPES (WHITE) | | | | | | | | | | |
| Arneis | 1237.50 | 0.00 | 2158.10 | 0.00 | 0.00 | 0.00 | 1347.00 | 1598.77 | 0.00 | 0.00 |
| Burger * | 0.00 | 0.00 | 0.00 | 0.00 | 0.00 | 0.00 | 0.00 | 0.00 | 0.00 | 0.00 |
| Chardonnay * | 1,077.26 | 834.26 | 1,583.20 | 2,111.73 | 822.36 | 993.02 | 879.45 | 1,214.67 | 416.06 | 873.10 |
| Chasselas Dore | 0.00 | 0.00 | 1,300.00 | 0.00 | 0.00 | 0.00 | 0.00 | 0.00 | 0.00 | 0.00 |
| Chenin Blanc | 371.55 | 0.00 | 563.41 | 719.90 | 369.12 | 0.00 | 320.04 | 665.18 | 600.00 | 174.00 |
| Cortese | 1,000.00 | 0.00 | 0.00 | 0.00 | 0.00 | 0.00 | 0.00 | 0.00 | 0.00 | 0.00 |
| Emerald Riesling | 0.00 | 0.00 | 0.00 | 0.00 | 0.00 | 0.00 | 0.00 | 0.00 | 0.00 | 0.00 |
| Flora | 0.00 | 0.00 | 0.00 | 1,945.74 | 0.00 | 0.00 | 0.00 | 0.00 | 0.00 | 0.00 |
| French Colombard | 741.41 | 0.00 | 593.99 | 0.00 | 250.00 | 0.00 | 250.00 | 0.00 | 250.00 | 0.00 |
| Gewurztraminer | 1,044.52 | 819.32 | 1,394.89 | 1,052.48 | 0.00 | 995.23 | 805.76 | 985.35 | 861.13 | 901.89 |
| Gray Riesling * | 0.00 | 0.00 | 1,179.54 | 0.00 | 0.00 | 0.00 | 0.00 | 0.00 | 0.00 | 0.00 |
| Grenache Blanc | 0.00 | 0.00 | 0.00 | 0.00 | 0.00 | 0.00 | 1,070.44 | 1,950.63 | 1,763.66 | 1,500.00 |
| Malvasia Bianca * | 0.00 | 0.00 | 1,630.64 | 0.00 | 600.00 | 400.00 | 613.18 | 1,300.00 | 0.00 | 825.86 |
| Marsanne | 1,057.90 | 0.00 | 1,668.75 | 2,627.16 | 0.00 | 998.00 | 916.48 | 1,617.33 | 1,763.66 | 1,429.06 |
| Melon | 0.00 | 0.00 | 1,969.71 | 0.00 | 0.00 | 0.00 | 0.00 | 0.00 | 0.00 | 0.00 |
| Montonico | 0.00 | 0.00 | 0.00 | 0.00 | 0.00 | 400.00 | 0.00 | 0.00 | 0.00 | 0.00 |
| Moscato Gaillo * | 1,200.00 | 0.00 | 0.00 | 0.00 | 0.00 | 0.00 | 0.00 | 1,000.00 | 0.00 | 0.00 |
| Muscat Blanc * | 1,382.95 | 1,112.92 | 2,165.05 | 1,501.90 | 1,150.00 | 1,295.31 | 774.59 | 1,014.58 | 863.89 | 1,110.12 |
| Muscat Orange | 1,124.91 | 0.00 | 0.00 | 0.00 | 0.00 | 936.26 | 1,080.38 | 1,096.00 | 900.00 | 983.61 |
| Muscat of Alexandria | 0.00 | 0.00 | 2,000.00 | 0.00 | 0.00 | 0.00 | 0.00 | 0.00 | 0.00 | 0.00 |
| Palomino * | 0.00 | 0.00 | 500.00 | 0.00 | 0.00 | 1,450.00 | 0.00 | 0.00 | 0.00 | 0.00 |
| Pinot Blanc | 1,029.45 | 1,000.00 | 1,673.94 | 1,485.60 | 0.00 | 1,309.76 | 770.86 | 1,500.07 | 0.00 | 0.00 |
| Pinot Gris * | 1,200.35 | 1,300.00 | 1,596.96 | 2,047.31 | 660.93 | 1,236.17 | 1,146.41 | 1,406.17 | 396.27 | 1,175.14 |
| Roussanne | 1,009.00 | 1,500.00 | 1,852.22 | 4,250.00 | 0.00 | 1,312.87 | 1,578.58 | 1,945.79 | 1,763.66 | 1,257.33 |
| Sauvignon Blanc | 935.47 | 850.30 | 1,444.28 | 1,711.15 | 405.29 | 547.91 | 870.24 | 846.97 | 449.53 | 606.87 |
| Sauvignon Musque | 0.00 | 0.00 | 1,572.78 | 1,890.91 | 843.12 | 400.00 | 1,230.87 | 0.00 | 0.00 | 0.00 |
| Sauvignon Vert * | 0.00 | 0.00 | 0.00 | 1,800.00 | 0.00 | 0.00 | 0.00 | 0.00 | 0.00 | 0.00 |
| Semillon | 1,203.83 | 794.74 | 1,951.09 | 2,186.05 | 600.00 | 830.73 | 936.17 | 538.44 | 0.00 | 834.31 |
| St. Emilion * | 0.00 | 0.00 | 0.00 | 0.00 | 0.00 | 0.00 | 0.00 | 0.00 | 0.00 | 1,000.00 |
| Symphony | 0.00 | 0.00 | 0.00 | 0.00 | 400.00 | 0.00 | 0.00 | 0.00 | 299.93 | 400.00 |
| Tocai Friulano | 975.41 | 0.00 | 1,683.90 | 0.00 | 0.00 | 0.00 | 1,222.72 | 1,071.98 | 0.00 | 0.00 |
| Triplet Blanc | 0.00 | 0.00 | 0.00 | 0.00 | 0.00 | 0.00 | 0.00 | 0.00 | 0.00 | 0.00 |
| Verdelho | 0.00 | 0.00 | 0.00 | 0.00 | 0.00 | 800.00 | 0.00 | 800.00 | 0.00 | 600.00 |
| Vernaccia | 0.00 | 0.00 | 1,810.93 | 0.00 | 0.00 | 0.00 | 0.00 | 0.00 | 0.00 | 0.00 |
| Viognier | 1,060.79 | 1,274.74 | 2,093.24 | 1,974.62 | 685.11 | 1,038.04 | 1,530.13 | 1,543.83 | 1,396.00 | 1,504.84 |
| White Riesling * | 1,517.83 | 1,052.47 | 2,011.96 | 2,281.16 | 1,030.89 | 800.00 | 1,001.92 | 922.85 | 1,500.00 | 933.48 |
| Other White 1/ | 2,500.00 | 0.00 | 1,345.95 | 2,341.94 | 1,500.00 | 826.72 | 1,627.31 | 1,654.44 | 0.00 | 0.00 |
| Total White | 1,042.21 | 871.65 | 1,563.59 | 1,999.79 | 659.89 | 947.37 | 892.44 | 1,137.12 | 407.23 | 876.37 |

TABLE 6: WEIGHTED AVERAGE GROWER RETURNS PER TON DELIVERED BASIS PURCHASED FOR WINE, CONCENTRATE, JUICE, VINEGAR, AND BEVERAGE BRANDY BY CALIFORNIA PROCESSORS FROM THE 2005 CROP BY TYPE, VARIETY, AND REPORTING DISTRICT WHERE GROWN, WITH COMPARISONS

| Type and Variety | 11 | 12 | 13 | 14 | 15 | 16 | 17 | 2005 State Total | 2004 State Total |
|-----------------------------|----------|--------|--------|--------|----------|----------|----------|------------------|------------------|
| | Dollars | | | | | | | | |
| RAISIN GRAPES: | | | | | | | | | |
| Diamond Muscat | 0.00 | 0.00 | 200.00 | 0.00 | 0.00 | 0.00 | 0.00 | 200.00 | 0.00 |
| Dovine | 0.00 | 0.00 | 178.22 | 175.00 | 0.00 | 0.00 | 0.00 | 177.19 | 200.00 |
| Fiesta | 0.00 | 0.00 | 174.27 | 187.19 | 0.00 | 0.00 | 0.00 | 178.84 | 199.74 |
| Selma Pete | 0.00 | 0.00 | 185.54 | 0.00 | 0.00 | 0.00 | 0.00 | 185.54 | 0.00 |
| Sultana | 0.00 | 0.00 | 180.00 | 0.00 | 0.00 | 0.00 | 0.00 | 180.00 | 0.00 |
| Thompson Seedless | 0.00 | 189.83 | 162.95 | 165.82 | 200.00 | 0.00 | 0.00 | 163.51 | 199.86 |
| Other Raisin 1/ | 0.00 | 0.00 | 0.00 | 184.00 | 0.00 | 0.00 | 0.00 | 184.00 | 0.00 |
| Total Raisin | 0.00 | 189.83 | 163.41 | 168.15 | 200.00 | 0.00 | 0.00 | 164.25 | 199.86 |
| TABLE GRAPES: | | | | | | | | | |
| Autumn Royal | 0.00 | 0.00 | 0.00 | 135.20 | 0.00 | 0.00 | 0.00 | 135.20 | 200.00 |
| Black Emerald | 0.00 | 0.00 | 0.00 | 185.00 | 0.00 | 0.00 | 0.00 | 185.00 | 0.00 |
| Black Monukka | 0.00 | 0.00 | 200.45 | 0.00 | 0.00 | 0.00 | 0.00 | 200.45 | 198.84 |
| Calmeria | 0.00 | 0.00 | 0.00 | 116.35 | 0.00 | 0.00 | 0.00 | 116.35 | 200.00 |
| Christmas Rose | 0.00 | 0.00 | 0.00 | 0.00 | 0.00 | 0.00 | 0.00 | 0.00 | 200.00 |
| Crimson Seedless * | 0.00 | 0.00 | 0.00 | 138.45 | 0.00 | 0.00 | 0.00 | 138.45 | 200.00 |
| Emerald Seedless * | 0.00 | 0.00 | 0.00 | 141.05 | 0.00 | 0.00 | 0.00 | 141.05 | 200.00 |
| Emperor | 0.00 | 0.00 | 0.00 | 0.00 | 0.00 | 0.00 | 0.00 | 0.00 | 200.00 |
| Exotic | 0.00 | 0.00 | 0.00 | 159.20 | 0.00 | 0.00 | 0.00 | 159.20 | 0.00 |
| Fantasy Seedless | 0.00 | 0.00 | 0.00 | 0.00 | 0.00 | 0.00 | 0.00 | 0.00 | 200.00 |
| Flame Seedless * | 0.00 | 0.00 | 187.94 | 170.94 | 200.00 | 0.00 | 0.00 | 177.48 | 200.00 |
| Flame Tokay | 150.00 | 0.00 | 200.00 | 0.00 | 0.00 | 0.00 | 0.00 | 153.15 | 194.04 |
| Italia * | 0.00 | 0.00 | 0.00 | 0.00 | 0.00 | 0.00 | 0.00 | 0.00 | 200.00 |
| Malaga * | 0.00 | 0.00 | 160.60 | 0.00 | 0.00 | 0.00 | 0.00 | 160.60 | 200.00 |
| Marroo Seedless | 0.00 | 0.00 | 175.23 | 0.00 | 0.00 | 0.00 | 0.00 | 175.23 | 0.00 |
| Perlette | 0.00 | 0.00 | 0.00 | 159.20 | 0.00 | 0.00 | 0.00 | 159.20 | 0.00 |
| Princess * | 0.00 | 0.00 | 0.00 | 182.40 | 0.00 | 0.00 | 0.00 | 182.40 | 200.00 |
| Red Globe * | 0.00 | 0.00 | 0.00 | 120.69 | 0.00 | 0.00 | 0.00 | 120.69 | 200.00 |
| Ribier | 0.00 | 0.00 | 0.00 | 0.00 | 0.00 | 0.00 | 0.00 | 0.00 | 200.00 |
| Rouge | 0.00 | 0.00 | 0.00 | 0.00 | 0.00 | 0.00 | 0.00 | 0.00 | 473.68 |
| Ruby Seedless * | 0.00 | 100.00 | 163.10 | 157.05 | 0.00 | 0.00 | 0.00 | 157.07 | 200.00 |
| Packinghouse Culls | 0.00 | 0.00 | 0.00 | 0.00 | 0.00 | 0.00 | 0.00 | 0.00 | 250.00 |
| Other Table 1/ | 0.00 | 0.00 | 73.57 | 81.87 | 0.00 | 0.00 | 0.00 | 75.09 | 197.14 |
| Total Table | 150.00 | 100.00 | 94.62 | 140.43 | 200.00 | 0.00 | 0.00 | 121.36 | 198.52 |
| WINE GRAPES (WHITE): | | | | | | | | | |
| Arneis | 0.00 | 0.00 | 0.00 | 0.00 | 0.00 | 0.00 | 0.00 | 1,933.10 | 2,077.82 |
| Burger * | 171.94 | 175.79 | 175.00 | 182.92 | 0.00 | 0.00 | 0.00 | 175.25 | 177.95 |
| Chardonnay * | 423.34 | 312.02 | 309.30 | 279.11 | 1,000.00 | 898.68 | 530.99 | 713.98 | 693.77 |
| Chasselas Dore | 0.00 | 0.00 | 0.00 | 0.00 | 0.00 | 0.00 | 0.00 | 1,300.00 | 0.00 |
| Chenin Blanc | 259.19 | 251.34 | 223.73 | 216.78 | 0.00 | 600.00 | 369.07 | 249.35 | 234.20 |
| Cortese | 0.00 | 0.00 | 0.00 | 0.00 | 0.00 | 0.00 | 0.00 | 1,000.00 | 1,000.00 |
| Emerald Riesling | 0.00 | 0.00 | 300.00 | 332.71 | 0.00 | 0.00 | 0.00 | 331.04 | 309.71 |
| Flora | 0.00 | 0.00 | 0.00 | 0.00 | 0.00 | 0.00 | 0.00 | 1,945.74 | 1,950.00 |
| French Colombard | 259.01 | 239.57 | 216.83 | 217.06 | 0.00 | 0.00 | 0.00 | 219.98 | 201.41 |
| Gewurztraminer | 542.70 | 450.00 | 0.00 | 0.00 | 0.00 | 850.00 | 590.68 | 858.75 | 877.97 |
| Gray Riesling * | 0.00 | 0.00 | 0.00 | 0.00 | 0.00 | 0.00 | 0.00 | 1,179.54 | 1,077.19 |
| Grenache Blanc | 0.00 | 0.00 | 0.00 | 0.00 | 0.00 | 0.00 | 1,000.00 | 1,358.24 | 1,634.21 |
| Malvasia Bianca * | 293.21 | 302.42 | 501.12 | 425.00 | 0.00 | 0.00 | 0.00 | 335.94 | 329.50 |
| Marsanne | 789.19 | 0.00 | 0.00 | 0.00 | 0.00 | 0.00 | 0.00 | 1,297.00 | 1,141.33 |
| Melon | 0.00 | 0.00 | 0.00 | 0.00 | 0.00 | 0.00 | 0.00 | 1,969.71 | 2,170.30 |
| Montonico | 0.00 | 0.00 | 0.00 | 0.00 | 0.00 | 0.00 | 0.00 | 400.00 | 400.00 |
| Moscato Gaillo * | 0.00 | 0.00 | 0.00 | 0.00 | 0.00 | 0.00 | 0.00 | 1,170.59 | 1,200.00 |
| Muscat Blanc * | 438.08 | 510.53 | 448.34 | 400.00 | 1,062.30 | 1,039.02 | 573.32 | 646.15 | 626.59 |
| Muscat Orange | 525.25 | 500.00 | 484.53 | 0.00 | 0.00 | 0.00 | 0.00 | 601.36 | 605.76 |
| Muscat of Alexandria | 0.00 | 0.00 | 251.59 | 309.57 | 0.00 | 0.00 | 0.00 | 277.30 | 319.30 |
| Palomino * | 300.00 | 0.00 | 210.55 | 0.00 | 300.00 | 0.00 | 0.00 | 221.77 | 206.08 |
| Pinot Blanc | 0.00 | 0.00 | 0.00 | 0.00 | 0.00 | 0.00 | 0.00 | 1,317.20 | 1,260.59 |
| Pinot Gris * | 491.75 | 376.57 | 418.03 | 300.40 | 0.00 | 1,190.91 | 606.70 | 566.87 | 596.02 |
| Roussanne | 840.95 | 0.00 | 0.00 | 0.00 | 0.00 | 1,013.00 | 0.00 | 1,658.42 | 1,775.33 |
| Sauvignon Blanc | 461.64 | 320.34 | 317.67 | 338.20 | 934.78 | 1,077.92 | 493.63 | 704.33 | 691.69 |
| Sauvignon Musque | 0.00 | 0.00 | 0.00 | 0.00 | 0.00 | 750.00 | 0.00 | 1,513.64 | 1,528.91 |
| Sauvignon Vert * | 0.00 | 0.00 | 0.00 | 0.00 | 0.00 | 0.00 | 0.00 | 1,800.00 | 1,814.46 |
| Semillon | 431.31 | 457.82 | 274.95 | 200.00 | 1,000.00 | 938.86 | 418.79 | 556.43 | 573.52 |
| St. Emilion * | 400.00 | 0.00 | 0.00 | 0.00 | 0.00 | 0.00 | 0.00 | 713.04 | 571.43 |
| Symphony | 395.60 | 400.00 | 321.85 | 324.36 | 300.00 | 0.00 | 365.87 | 345.07 | 344.98 |
| Tocai Friulano | 200.00 | 0.00 | 0.00 | 0.00 | 0.00 | 0.00 | 0.00 | 595.71 | 713.93 |
| Triplet Blanc | 0.00 | 0.00 | 200.00 | 200.00 | 0.00 | 0.00 | 0.00 | 200.00 | 0.00 |
| Verdelho | 1,057.41 | 0.00 | 0.00 | 0.00 | 0.00 | 0.00 | 800.00 | 996.45 | 1,000.33 |
| Vernaccia | 0.00 | 0.00 | 0.00 | 0.00 | 0.00 | 0.00 | 0.00 | 1,810.93 | 1,806.87 |
| Viognier | 561.74 | 365.21 | 542.02 | 0.00 | 0.00 | 1,109.57 | 656.91 | 763.88 | 699.20 |
| White Riesling * | 400.00 | 350.00 | 0.00 | 0.00 | 0.00 | 939.13 | 589.08 | 965.09 | 926.55 |
| Other White 1/ | 866.67 | 175.00 | 170.12 | 170.82 | 0.00 | 0.00 | 0.00 | 303.26 | 285.45 |
| Total White | 419.40 | 298.21 | 234.23 | 255.21 | 819.72 | 960.66 | 517.98 | 506.37 | 487.47 |

TABLE 6: WEIGHTED AVERAGE GROWER RETURNS PER TON DELIVERED BASIS PURCHASED FOR WINE, CONCENTRATE, JUICE, VINEGAR, AND BEVERAGE BRANDY BY CALIFORNIA PROCESSORS FROM THE 2005 CROP BY TYPE, VARIETY, AND REPORTING DISTRICT WHERE GROWN, WITH COMPARISONS

| Type and Variety | 1 | 2 | 3 | 4 | 5 | 6 | 7 | 8 | 9 | 10 |
|----------------------------|----------|----------|----------|----------|----------|----------|----------|----------|----------|----------|
| | Dollars | | | | | | | | | |
| WINE GRAPES (RED): | | | | | | | | | | |
| Aglianico | 0.00 | 0.00 | 2,000.00 | 3,000.00 | 0.00 | 0.00 | 0.00 | 1,600.00 | 850.00 | 1,176.17 |
| Aleatico | 0.00 | 0.00 | 1,973.45 | 0.00 | 0.00 | 0.00 | 0.00 | 0.00 | 0.00 | 0.00 |
| Alicante Bouschet * | 0.00 | 0.00 | 3,255.21 | 0.00 | 0.00 | 645.27 | 0.00 | 2,200.00 | 0.00 | 1,346.54 |
| Alvarelhao | 0.00 | 0.00 | 0.00 | 0.00 | 0.00 | 0.00 | 0.00 | 1,190.82 | 0.00 | 1,263.77 |
| Barbera | 1,396.87 | 1,504.16 | 2,471.52 | 1,959.51 | 1,769.20 | 509.39 | 947.91 | 1,164.10 | 875.00 | 1,285.77 |
| Cabernet Franc | 1,388.33 | 1,909.51 | 2,473.76 | 4,113.98 | 956.18 | 1,423.70 | 894.11 | 946.01 | 500.00 | 1,060.25 |
| Cabernet Sauvignon | 1,293.21 | 1,528.53 | 2,322.87 | 3,970.07 | 762.70 | 963.01 | 1,000.65 | 833.08 | 234.03 | 1,260.02 |
| Carignane | 733.84 | 0.00 | 1,837.94 | 1,760.38 | 0.00 | 919.22 | 1,003.70 | 1,025.99 | 0.00 | 1,116.92 |
| Carmenere | 1,400.00 | 1,000.00 | 0.00 | 0.00 | 0.00 | 0.00 | 0.00 | 0.00 | 0.00 | 0.00 |
| Carmine | 0.00 | 0.00 | 0.00 | 0.00 | 0.00 | 0.00 | 0.00 | 0.00 | 600.00 | 0.00 |
| Carmelian | 0.00 | 0.00 | 0.00 | 0.00 | 0.00 | 0.00 | 0.00 | 0.00 | 0.00 | 0.00 |
| Centurian | 0.00 | 0.00 | 0.00 | 0.00 | 0.00 | 0.00 | 0.00 | 0.00 | 0.00 | 0.00 |
| Charbono | 1,134.02 | 0.00 | 0.00 | 2,323.29 | 0.00 | 0.00 | 1,115.48 | 0.00 | 0.00 | 1,206.07 |
| Cinsaut * | 2,000.00 | 0.00 | 1,862.22 | 0.00 | 0.00 | 578.97 | 2,217.91 | 1,184.76 | 1,763.66 | 804.19 |
| Counoise | 2,700.00 | 1,650.00 | 1,800.00 | 0.00 | 0.00 | 1,300.00 | 0.00 | 1,390.80 | 2,084.21 | 1,509.09 |
| De Chaunac | 0.00 | 0.00 | 0.00 | 0.00 | 0.00 | 0.00 | 0.00 | 0.00 | 0.00 | 0.00 |
| Dolcetto | 1,455.88 | 0.00 | 2,233.41 | 1,186.45 | 0.00 | 2,343.44 | 2,709.42 | 1,112.70 | 0.00 | 1,400.00 |
| Dornfelder | 0.00 | 0.00 | 0.00 | 0.00 | 0.00 | 0.00 | 0.00 | 0.00 | 0.00 | 0.00 |
| Early Burgundy | 0.00 | 0.00 | 0.00 | 2,900.00 | 0.00 | 0.00 | 0.00 | 0.00 | 0.00 | 0.00 |
| Freisa | 0.00 | 0.00 | 3,959.15 | 0.00 | 0.00 | 0.00 | 1,707.01 | 0.00 | 0.00 | 0.00 |
| Gamay (Napa) * | 776.91 | 0.00 | 836.76 | 1,001.25 | 571.19 | 0.00 | 605.00 | 840.54 | 1,000.00 | 1,500.00 |
| Gamay Beaujolais | 0.00 | 0.00 | 0.00 | 0.00 | 0.00 | 0.00 | 0.00 | 0.00 | 0.00 | 0.00 |
| Graciano | 0.00 | 0.00 | 0.00 | 0.00 | 0.00 | 0.00 | 0.00 | 0.00 | 0.00 | 0.00 |
| Grand Noir | 0.00 | 0.00 | 0.00 | 0.00 | 0.00 | 1,300.00 | 0.00 | 0.00 | 0.00 | 0.00 |
| Grenache * | 1,696.45 | 1,644.24 | 2,526.93 | 2,210.46 | 0.00 | 760.33 | 1,326.38 | 1,308.75 | 245.58 | 1,268.19 |
| Grignolino | 0.00 | 0.00 | 0.00 | 0.00 | 0.00 | 0.00 | 0.00 | 1,000.00 | 0.00 | 0.00 |
| Lagrein | 0.00 | 0.00 | 0.00 | 0.00 | 0.00 | 0.00 | 0.00 | 1,549.36 | 0.00 | 0.00 |
| Malbec | 1,272.51 | 1,622.38 | 2,473.39 | 3,987.81 | 1,200.00 | 1,600.00 | 1,019.17 | 1,148.49 | 0.00 | 1,351.47 |
| Marechal Foch * | 0.00 | 0.00 | 2,000.00 | 0.00 | 0.00 | 0.00 | 0.00 | 0.00 | 0.00 | 0.00 |
| Mataro * | 1,931.37 | 1,314.89 | 2,481.81 | 3,119.88 | 0.00 | 1,372.32 | 1,662.70 | 1,572.05 | 1,515.92 | 1,177.54 |
| Merlot | 1,199.28 | 1,133.50 | 1,603.82 | 2,661.61 | 862.87 | 963.50 | 1,018.74 | 959.66 | 277.38 | 1,004.22 |
| Meunier * | 1,400.00 | 0.00 | 1,991.00 | 1,564.00 | 0.00 | 0.00 | 0.00 | 0.00 | 0.00 | 0.00 |
| Mission | 0.00 | 0.00 | 0.00 | 0.00 | 0.00 | 0.00 | 0.00 | 140.91 | 0.00 | 1,126.63 |
| Montepulciano | 1,500.00 | 0.00 | 0.00 | 2,066.30 | 0.00 | 0.00 | 0.00 | 0.00 | 652.42 | 0.00 |
| Muscat Hamburg * | 0.00 | 0.00 | 0.00 | 0.00 | 0.00 | 700.00 | 0.00 | 0.00 | 0.00 | 960.81 |
| Nebbiolo | 1,500.00 | 1,841.20 | 4,536.75 | 2,178.00 | 0.00 | 2,650.00 | 3,293.19 | 1,698.50 | 1,500.00 | 1,046.85 |
| Negrette * | 0.00 | 0.00 | 0.00 | 0.00 | 0.00 | 0.00 | 1,235.01 | 1,900.00 | 0.00 | 0.00 |
| Negroamaro | 1,455.56 | 0.00 | 0.00 | 0.00 | 0.00 | 0.00 | 0.00 | 0.00 | 0.00 | 0.00 |
| Nero D'Avola * | 0.00 | 0.00 | 0.00 | 0.00 | 0.00 | 0.00 | 0.00 | 0.00 | 0.00 | 0.00 |
| Perelli 101 | 0.00 | 0.00 | 0.00 | 0.00 | 0.00 | 0.00 | 0.00 | 1,200.00 | 0.00 | 0.00 |
| Petit Verdot | 1,517.66 | 1,501.98 | 2,631.98 | 4,974.95 | 2,000.00 | 1,105.28 | 1,038.36 | 1,232.16 | 325.87 | 1,319.90 |
| Petite Sirah | 1,455.98 | 1,362.88 | 2,347.99 | 3,148.02 | 973.18 | 1,186.60 | 1,149.37 | 1,041.04 | 628.30 | 1,436.91 |
| Pfeffer Cabernet | 0.00 | 0.00 | 0.00 | 0.00 | 0.00 | 0.00 | 690.32 | 0.00 | 0.00 | 0.00 |
| Pinot Noir | 1,853.92 | 2,023.93 | 2,158.89 | 2,196.70 | 890.93 | 2,108.04 | 1,394.44 | 2,351.13 | 1,112.30 | 1,134.69 |
| Pinotage | 1,667.55 | 0.00 | 0.00 | 0.00 | 0.00 | 0.00 | 0.00 | 0.00 | 0.00 | 1,134.06 |
| Primitivo | 1,219.13 | 1,946.09 | 2,717.38 | 1,455.18 | 0.00 | 1,200.00 | 925.20 | 1,302.78 | 0.00 | 1,053.97 |
| Refosco * | 0.00 | 0.00 | 0.00 | 2,400.00 | 0.00 | 1,843.55 | 0.00 | 1,072.15 | 850.00 | 0.00 |
| Royalty | 0.00 | 0.00 | 0.00 | 0.00 | 0.00 | 0.00 | 0.00 | 0.00 | 0.00 | 0.00 |
| Rubired * | 0.00 | 0.00 | 0.00 | 0.00 | 0.00 | 0.00 | 0.00 | 0.00 | 0.00 | 0.00 |
| Ruby Cabernet | 0.00 | 0.00 | 0.00 | 0.00 | 0.00 | 1,600.00 | 800.00 | 0.00 | 0.00 | 0.00 |
| Sagrantino | 0.00 | 0.00 | 0.00 | 2,178.00 | 0.00 | 0.00 | 0.00 | 0.00 | 0.00 | 0.00 |
| Salvador | 0.00 | 0.00 | 0.00 | 0.00 | 0.00 | 0.00 | 0.00 | 0.00 | 0.00 | 0.00 |
| Sangiovese * | 1,609.34 | 0.00 | 1,894.83 | 2,347.49 | 0.00 | 907.03 | 980.05 | 1,096.23 | 0.00 | 1,219.46 |
| Souzao | 0.00 | 853.85 | 0.00 | 0.00 | 0.00 | 900.00 | 1,630.98 | 1,355.23 | 0.00 | 1,028.17 |
| Syrah * | 1,289.91 | 1,254.80 | 2,081.05 | 2,733.21 | 662.13 | 815.66 | 967.92 | 1,034.88 | 614.21 | 1,186.21 |
| Tannat | 0.00 | 0.00 | 1,602.19 | 4,500.00 | 0.00 | 0.00 | 1,000.00 | 1,809.54 | 0.00 | 0.00 |
| Tempranillo * | 0.00 | 2,177.87 | 8,118.96 | 3,062.24 | 0.00 | 1,191.64 | 436.90 | 960.44 | 996.93 | 1,326.92 |
| Teroldego | 0.00 | 0.00 | 2,292.38 | 0.00 | 0.00 | 1,407.12 | 1,187.50 | 0.00 | 0.00 | 0.00 |
| Tinta Cao | 0.00 | 850.00 | 3,918.20 | 0.00 | 0.00 | 0.00 | 800.00 | 1,330.27 | 0.00 | 1,189.50 |
| Tinta Madeira | 0.00 | 800.00 | 0.00 | 0.00 | 0.00 | 0.00 | 800.00 | 1,303.91 | 0.00 | 0.00 |
| Touriga Francesca | 0.00 | 0.00 | 0.00 | 0.00 | 0.00 | 0.00 | 0.00 | 0.00 | 0.00 | 600.00 |
| Touriga Nacional * | 0.00 | 846.43 | 0.00 | 0.00 | 0.00 | 1,814.29 | 800.00 | 1,239.61 | 0.00 | 1,155.84 |
| Trousseau * | 0.00 | 900.00 | 0.00 | 0.00 | 0.00 | 0.00 | 1,235.01 | 0.00 | 0.00 | 1,363.64 |
| Zinfandel | 1,135.02 | 1,015.56 | 2,281.16 | 1,918.08 | 678.29 | 1,218.33 | 711.72 | 701.49 | 303.22 | 998.53 |
| Other Red 1/ | 1,034.73 | 0.00 | 2,683.36 | 3,000.00 | 0.00 | 1,255.56 | 1,058.50 | 108.39 | 0.00 | 1,403.25 |
| Total Red | 1,277.98 | 1,412.66 | 2,099.84 | 3,349.28 | 816.31 | 1,069.56 | 1,082.48 | 976.91 | 293.96 | 1,089.46 |
| TOTAL WINE | 1,170.29 | 1,242.93 | 1,871.23 | 2,990.23 | 728.13 | 1,026.85 | 979.19 | 1,015.40 | 333.95 | 1,067.11 |
| TOTAL ALL VARIETIES | 1,170.29 | 1,242.93 | 1,871.23 | 2,990.23 | 728.13 | 1,026.85 | 979.19 | 1,015.40 | 333.95 | 1,067.11 |

TABLE 6: WEIGHTED AVERAGE GROWER RETURNS PER TON DELIVERED BASIS PURCHASED FOR WINE, CONCENTRATE, JUICE, VINEGAR, AND BEVERAGE BRANDY BY CALIFORNIA PROCESSORS FROM THE 2005 CROP BY TYPE, VARIETY, AND REPORTING DISTRICT WHERE GROWN, WITH COMPARISONS

| Type and Variety | 11 | 12 | 13 | 14 | 15 | 16 | 17 | 2005 State Total | 2004 State Total |
|----------------------------|---------------|---------------|---------------|---------------|---------------|---------------|---------------|------------------|------------------|
| | Dollars | | | | | | | | |
| WINE GRAPES (RED): | | | | | | | | | |
| Aglianico | 0.00 | 1,048.88 | 0.00 | 0.00 | 0.00 | 0.00 | 0.00 | 1,274.49 | 1,382.19 |
| Aleatico | 0.00 | 0.00 | 0.00 | 0.00 | 0.00 | 0.00 | 0.00 | 1,973.45 | 1,984.69 |
| Alicante Bouschet * | 408.18 | 0.00 | 254.63 | 351.51 | 500.00 | 1,600.00 | 1,000.00 | 344.53 | 390.83 |
| Alvarelhao | 890.11 | 0.00 | 0.00 | 0.00 | 0.00 | 0.00 | 0.00 | 1,064.41 | 1,041.26 |
| Barbera | 465.41 | 446.77 | 231.08 | 202.54 | 0.00 | 1,200.00 | 0.00 | 256.44 | 258.34 |
| Cabernet Franc | 321.94 | 300.00 | 117.68 | 0.00 | 800.00 | 976.72 | 1,600.00 | 1,179.41 | 1,169.44 |
| Cabernet Sauvignon | 358.76 | 282.36 | 274.39 | 243.22 | 500.00 | 890.28 | 443.47 | 938.12 | 977.56 |
| Carignane | 415.28 | 203.39 | 235.04 | 219.69 | 0.00 | 723.78 | 0.00 | 328.70 | 292.94 |
| Carmenere | 0.00 | 0.00 | 0.00 | 0.00 | 0.00 | 1,296.25 | 0.00 | 1,164.27 | 1,502.97 |
| Carmine | 0.00 | 0.00 | 0.00 | 0.00 | 0.00 | 0.00 | 0.00 | 600.00 | 600.00 |
| Cameliano | 0.00 | 0.00 | 221.47 | 250.00 | 0.00 | 0.00 | 0.00 | 227.37 | 212.03 |
| Centurian | 0.00 | 0.00 | 213.07 | 0.00 | 0.00 | 0.00 | 0.00 | 213.07 | 246.40 |
| Charbono | 650.00 | 0.00 | 1,200.00 | 0.00 | 0.00 | 0.00 | 0.00 | 1,738.28 | 1,464.28 |
| Cinsaut * | 652.73 | 0.00 | 100.00 | 0.00 | 0.00 | 1,100.00 | 0.00 | 556.60 | 576.19 |
| Counoise | 0.00 | 1,596.13 | 0.00 | 0.00 | 0.00 | 0.00 | 0.00 | 1,375.84 | 1,397.45 |
| De Chaunac | 0.00 | 0.00 | 0.00 | 0.00 | 0.00 | 0.00 | 0.00 | 0.00 | 2,000.00 |
| Dolcetto | 988.06 | 0.00 | 1,250.00 | 0.00 | 0.00 | 0.00 | 0.00 | 1,610.55 | 1,874.63 |
| Dornfelder | 0.00 | 300.00 | 0.00 | 0.00 | 0.00 | 0.00 | 0.00 | 300.00 | 300.00 |
| Early Burgundy | 600.00 | 0.00 | 0.00 | 0.00 | 0.00 | 0.00 | 0.00 | 1,327.85 | 482.35 |
| Freisa | 0.00 | 1,809.71 | 0.00 | 0.00 | 0.00 | 0.00 | 0.00 | 2,601.02 | 1,946.88 |
| Gamay (Napa) * | 600.00 | 0.00 | 300.85 | 0.00 | 0.00 | 0.00 | 347.92 | 469.64 | 477.80 |
| Gamay Beaujolais | 0.00 | 0.00 | 0.00 | 0.00 | 0.00 | 0.00 | 0.00 | 0.00 | 292.15 |
| Graciano | 800.00 | 0.00 | 0.00 | 0.00 | 0.00 | 0.00 | 0.00 | 800.00 | 0.00 |
| Grand Noir | 0.00 | 0.00 | 0.00 | 0.00 | 0.00 | 0.00 | 0.00 | 1,300.00 | 1,500.00 |
| Grenache * | 503.38 | 271.09 | 218.94 | 225.00 | 776.20 | 995.62 | 831.77 | 250.94 | 232.68 |
| Grignolino | 0.00 | 0.00 | 0.00 | 0.00 | 0.00 | 0.00 | 0.00 | 1,000.00 | 0.00 |
| Lagrein | 0.00 | 0.00 | 225.00 | 0.00 | 0.00 | 0.00 | 0.00 | 831.05 | 752.83 |
| Malbec | 427.47 | 600.00 | 0.00 | 300.00 | 1,000.00 | 1,031.46 | 0.00 | 793.35 | 772.02 |
| Marechal Foch * | 0.00 | 0.00 | 0.00 | 0.00 | 0.00 | 0.00 | 0.00 | 2,000.00 | 2,000.00 |
| Mataro * | 599.80 | 657.90 | 450.00 | 0.00 | 800.00 | 1,200.00 | 0.00 | 1,343.65 | 1,337.78 |
| Merlot | 469.73 | 310.71 | 300.70 | 292.52 | 1,031.58 | 1,035.21 | 568.91 | 729.53 | 799.37 |
| Meunier * | 0.00 | 0.00 | 0.00 | 0.00 | 0.00 | 0.00 | 0.00 | 1,930.13 | 1,868.57 |
| Mission | 0.00 | 225.00 | 178.08 | 175.00 | 0.00 | 300.00 | 0.00 | 179.55 | 178.55 |
| Montepulciano | 350.00 | 1,040.37 | 0.00 | 0.00 | 0.00 | 0.00 | 0.00 | 1,089.32 | 1,503.09 |
| Muscat Hamburg * | 710.45 | 700.00 | 1,200.00 | 600.00 | 0.00 | 0.00 | 0.00 | 718.62 | 713.25 |
| Nebbiolo | 0.00 | 0.00 | 1,150.00 | 0.00 | 0.00 | 1,500.00 | 0.00 | 2,002.55 | 2,552.53 |
| Negrette * | 0.00 | 0.00 | 0.00 | 0.00 | 0.00 | 0.00 | 0.00 | 1,522.46 | 1,291.28 |
| Negroamaro | 0.00 | 0.00 | 0.00 | 0.00 | 0.00 | 0.00 | 0.00 | 1,455.56 | 1,410.81 |
| Nero D'Avola * | 0.00 | 950.00 | 0.00 | 0.00 | 0.00 | 0.00 | 0.00 | 950.00 | 1,500.00 |
| Perelli 101 | 0.00 | 0.00 | 0.00 | 0.00 | 0.00 | 0.00 | 0.00 | 1,200.00 | 2,000.00 |
| Petit Verdot | 455.37 | 431.64 | 0.00 | 0.00 | 0.00 | 1,062.16 | 1,600.00 | 1,185.61 | 1,173.11 |
| Petite Sirah | 543.35 | 376.00 | 262.82 | 250.00 | 1,200.00 | 1,090.67 | 1,005.20 | 900.00 | 934.38 |
| Pfeffer Cabernet | 0.00 | 0.00 | 0.00 | 0.00 | 0.00 | 0.00 | 0.00 | 690.32 | 1,000.00 |
| Pinot Noir | 549.66 | 516.46 | 824.62 | 0.00 | 0.00 | 906.37 | 653.85 | 1,749.75 | 1,620.14 |
| Pinotage | 0.00 | 0.00 | 0.00 | 0.00 | 0.00 | 0.00 | 0.00 | 1,487.10 | 1,330.43 |
| Primitivo | 304.05 | 0.00 | 0.00 | 0.00 | 0.00 | 0.00 | 0.00 | 891.00 | 797.72 |
| Refosco * | 250.00 | 0.00 | 0.00 | 0.00 | 0.00 | 0.00 | 0.00 | 362.37 | 357.37 |
| Royalty | 0.00 | 250.00 | 208.69 | 203.99 | 0.00 | 0.00 | 0.00 | 207.44 | 192.77 |
| Rubired * | 246.01 | 226.13 | 220.67 | 220.31 | 0.00 | 0.00 | 0.00 | 220.79 | 209.93 |
| Ruby Cabernet | 350.00 | 289.94 | 256.50 | 244.81 | 0.00 | 0.00 | 0.00 | 255.99 | 247.92 |
| Sagrantino | 0.00 | 1,160.19 | 0.00 | 0.00 | 0.00 | 0.00 | 0.00 | 1,193.98 | 0.00 |
| Salvador | 0.00 | 0.00 | 225.00 | 225.00 | 0.00 | 0.00 | 0.00 | 225.00 | 199.01 |
| Sangiovese * | 335.12 | 300.00 | 151.62 | 100.00 | 800.00 | 1,050.85 | 375.00 | 581.11 | 693.36 |
| Souzao | 512.08 | 1,000.00 | 400.00 | 0.00 | 0.00 | 0.00 | 0.00 | 778.98 | 745.96 |
| Syrah * | 454.61 | 364.67 | 249.96 | 313.84 | 941.63 | 1,048.50 | 626.48 | 669.59 | 666.75 |
| Tannat | 575.34 | 356.13 | 0.00 | 0.00 | 500.00 | 0.00 | 0.00 | 413.28 | 362.99 |
| Tempranillo * | 479.02 | 307.27 | 273.80 | 485.00 | 773.97 | 1,036.47 | 0.00 | 526.20 | 528.49 |
| Teroldego | 0.00 | 0.00 | 0.00 | 0.00 | 0.00 | 0.00 | 0.00 | 1,533.85 | 1,573.64 |
| Tinta Cao | 953.06 | 0.00 | 800.00 | 0.00 | 0.00 | 0.00 | 0.00 | 1,217.10 | 920.36 |
| Tinta Madeira | 0.00 | 0.00 | 582.82 | 0.00 | 0.00 | 0.00 | 0.00 | 701.68 | 588.78 |
| Touriga Francesca | 932.09 | 0.00 | 0.00 | 0.00 | 0.00 | 0.00 | 0.00 | 903.21 | 909.02 |
| Touriga Nacional * | 615.72 | 1,442.07 | 331.68 | 0.00 | 0.00 | 0.00 | 0.00 | 769.30 | 738.73 |
| Trousseau * | 700.00 | 0.00 | 0.00 | 0.00 | 0.00 | 0.00 | 0.00 | 1,114.57 | 936.03 |
| Zinfandel | 414.88 | 335.04 | 317.16 | 319.61 | 1,140.22 | 1,092.86 | 384.48 | 472.08 | 473.56 |
| Other Red 1/ | 460.82 | 1,238.21 | 117.64 | 158.00 | 0.00 | 0.00 | 0.00 | 222.37 | 528.55 |
| Total Red | 416.26 | 317.94 | 253.58 | 252.89 | 988.63 | 965.20 | 571.84 | 633.48 | 626.72 |
| TOTAL WINE | 417.23 | 310.08 | 245.53 | 254.01 | 971.10 | 963.39 | 530.99 | 582.93 | 571.37 |
| TOTAL ALL VARIETIES | 416.76 | 309.37 | 223.66 | 235.33 | 261.80 | 963.39 | 530.99 | 532.78 | 482.28 |

* Synonyms for variety names are shown on Page 5.

1/ Other categories include minor and mixed varieties.

**TABLE 7: TONS OF GRAPES PURCHASED BY CALIFORNIA WINERIES AS DISTILLING MATERIAL
OTHER THAN BEVERAGE BRANDY FROM THE 2005 CROP BY TYPE AND VARIETY, WITH COMPARISONS**

| Type and Variety | Distilling Material Purchased | | Average Degrees Brix Distilling | | Average Price Per Ton | |
|-----------------------------|----------------------------------|-------|------------------------------------|------|--------------------------|--------|
| | 2005 | 2004 | 2005 | 2004 | 2005 | 2004 |
| | Tons | | Degrees Brix | | Dollars | |
| RAISIN GRAPES: | | | | | | |
| Thompson Seedless | 0.0 | 100.1 | 0.0 | 11.8 | 0.00 | 50.20 |
| Total Raisin | 0.0 | 100.1 | 0.0 | 11.8 | 0.00 | 50.20 |
| TABLE GRAPES: | | | | | | |
| Other Table 1/ | 671.6 | 0.0 | 19.3 | 0.0 | 68.72 | 0.00 |
| Total Table | 671.6 | 0.0 | 19.3 | 0.0 | 68.72 | 0.00 |
| WINE GRAPES (WHITE): | | | | | | |
| Burger * | 0.0 | 22.3 | 0.0 | 16.5 | 0.00 | 82.50 |
| Chardonnay * | 41.2 | 0.0 | 23.1 | 0.0 | 80.79 | 0.00 |
| Muscat of Alexandria | 0.0 | 9.2 | 0.0 | 20.0 | 0.00 | 100.00 |
| Total White | 41.2 | 31.5 | 23.1 | 17.5 | 80.79 | 87.61 |
| WINE GRAPES (RED): | | | | | | |
| Zinfandel | 91.7 | 0.0 | 19.3 | 0.0 | 67.66 | 0.00 |
| Total Red | 91.7 | 0.0 | 19.3 | 0.0 | 67.66 | 0.00 |
| TOTAL WINE | 132.9 | 31.5 | 20.5 | 17.5 | 71.73 | 87.61 |
| TOTAL ALL VARIETIES | 804.5 | 131.6 | 19.5 | 13.2 | 69.22 | 59.16 |

* Synonyms for variety names are shown on Page 5.

1/ Other categories include minor and mixed varieties.

TABLE 8: BASE PRICE PAID TO GROWERS FOR GRAPES CRUSHED AND DELIVERED TO CALIFORNIA PROCESSORS FROM THE 2005 CROP WITH BRIX FACTORS AND PURCHASED TONNAGE, BY TYPE, VARIETY, REPORTING DISTRICT WHERE GROWN, AND WEIGHTED AVERAGE BASE PRICE.

| District, Type, and Variety | Base Price Per Ton | Brix Factors | Tons | District, Type, and Variety | Base Price Per Ton | Brix Factors | Tons |
|--------------------------------|-----------------------|-----------------|---------|--------------------------------|-----------------------|-----------------|----------|
| | Dollars | Code a/ | | | Dollars | Code a/ | |
| DISTRICT 01 | | | | | | | |
| WINE GRAPES (WHITE) | | | | | | | |
| Arneis | 1,200.00 | 000100 | 0.5 | | 1,220.11 | 020800 | 42.9 |
| | 1,250.00 | 000100 | 1.5 | | 1,222.00 | 001900 | 250.5 |
| | | | | | 1,223.77 | 020800 | 1,207.9 |
| | | | | | 1,227.39 | 020800 | 512.3 |
| | | | | | 1,234.68 | 000100 | 64.0 |
| | | | | | 1,300.00 | 007600 | 30.1 |
| | | | | | 1,300.00 | 020800 | 364.6 |
| | | | | | 1,313.45 | 013600 | 130.8 |
| Wtd. Avg. Base & Total Tons | 1,237.50 | | 2.0 | | 1,325.00 | 017200 | 29.8 |
| | | | | | 1,350.00 | 020800 | 329.7 |
| Chardonnay * | 473.70 | 009400 | 267.5 | | 1,353.00 | 000100 | 207.3 |
| | 500.00 | 000100 | 108.9 | | 1,400.00 | 000100 | 71.6 |
| | 500.00 | 017000 | 60.4 | | 1,500.00 | 000100 | 55.3 |
| | 500.00 | 019100 | 21.3 | | 1,500.00 | 007600 | 1.1 |
| | 550.00 | 000100 | 16.2 | | 1,525.14 | 020800 | 30.8 |
| | 550.00 | 021200 | 46.7 | | 1,550.00 | 000100 | 1.6 |
| | 600.00 | 000100 | 145.4 | | 1,567.28 | 006500 | 59.0 |
| | 600.00 | 009400 | 69.7 | | 1,567.28 | 017000 | 117.5 |
| | 600.00 | 017000 | 102.4 | | 1,594.00 | 000100 | 26.7 |
| | 620.00 | 024500 | 37.9 | | 1,750.00 | 000100 | 419.5 |
| | 650.00 | 000100 | 27.0 | | 1,800.00 | 000100 | 72.4 |
| | 700.00 | 000100 | 235.0 | | 1,850.00 | 008400 | 3.4 |
| | 700.00 | 021000 | 20.8 | | 1,900.00 | 008400 | 6.8 |
| | 700.00 | 026500 | 134.5 | | 1,900.00 | 021000 | 5.8 |
| | 750.00 | 000100 | 347.5 | | 2,000.00 | 000100 | 72.6 |
| | 750.00 | 024500 | 76.3 | | 2,000.00 | 024500 | 3.2 |
| | 800.00 | 000100 | 184.9 | | 2,150.51 | 000100 | 203.0 |
| | 800.00 | 009400 | 47.3 | | 2,172.19 | 008400 | 64.5 |
| | 800.00 | 017000 | 279.2 | | 2,500.00 | 000100 | 4.9 |
| | 800.00 | 020800 | 435.3 | | 2,600.00 | 000100 | 42.9 |
| | 825.00 | 000100 | 233.8 | | 3,600.00 | 000100 | 5.4 |
| | 850.00 | 000100 | 1,373.4 | | 3,800.00 | 000100 | 10.5 |
| | 850.00 | 017200 | 269.0 | | | | |
| | 850.00 | 021000 | 5.6 | | | | |
| | 900.00 | 000100 | 169.6 | Wtd. Avg. Base & Total Tons | 1,077.26 | | 15,928.5 |
| | 900.00 | 007600 | 45.7 | Chenin Blanc | 300.00 | 041700 | 503.8 |
| | 900.00 | 017000 | 402.2 | | 400.00 | 000100 | 103.6 |
| | 900.00 | 017200 | 4.8 | | 600.00 | 000100 | 6.9 |
| | 900.00 | 020800 | 100.3 | | 650.00 | 009400 | 8.1 |
| | 900.00 | 024500 | 23.9 | | 700.00 | 000100 | 5.0 |
| | 925.00 | 007600 | 158.1 | | 725.00 | 008000 | 8.3 |
| | 950.00 | 000100 | 13.5 | | 800.00 | 000100 | 15.6 |
| | 950.00 | 024500 | 139.9 | | 874.00 | 001600 | 25.6 |
| | 975.00 | 000100 | 597.3 | | 950.00 | 000100 | 8.9 |
| | 990.00 | 000100 | 269.0 | Wtd. Avg. Base & Total Tons | 371.55 | | 685.8 |
| | 1,000.00 | 000100 | 167.6 | Cortese | 1,000.00 | 000100 | 3.4 |
| | 1,000.00 | 009400 | 12.8 | Wtd. Avg. Base & Total Tons | 1,000.00 | | 3.4 |
| | 1,000.00 | 011400 | 28.0 | French Colombard | 350.00 | 009400 | 7.2 |
| | 1,000.00 | 015900 | 3.1 | | 650.00 | 020800 | 5.2 |
| | 1,000.00 | 017000 | 730.8 | | 700.00 | 000100 | 17.6 |
| | 1,000.00 | 020800 | 268.1 | | 707.08 | 000100 | 54.7 |
| | 1,000.00 | 024500 | 123.7 | Wtd. Avg. Base & Total Tons | 741.41 | | 185.4 |
| | 1,025.00 | 000100 | 78.0 | Gewurztraminer | 800.00 | 013100 | 11.6 |
| | 1,050.00 | 000100 | 71.3 | | 800.00 | 013200 | 118.7 |
| | 1,059.62 | 000100 | 192.4 | | 900.00 | 009400 | 15.5 |
| | 1,059.62 | 060250 | 24.3 | | 945.00 | 013100 | 132.9 |
| | 1,061.88 | 024500 | 14.4 | | 950.00 | 000100 | 23.2 |
| | 1,062.00 | 023750 | 20.2 | | 950.00 | 013100 | 13.7 |
| | 1,064.22 | 020800 | 15.9 | | 950.00 | 017200 | 30.5 |
| | 1,071.00 | 009400 | 13.5 | | 1,003.00 | 000100 | 58.5 |
| | 1,075.00 | 000100 | 239.7 | | 1,025.00 | 017200 | 20.9 |
| | 1,100.00 | 000100 | 76.9 | | 1,100.00 | 000100 | 5.5 |
| | 1,100.00 | 020800 | 68.9 | | 1,200.00 | 000100 | 3.4 |
| | 1,100.00 | 022700 | 10.5 | | 1,300.00 | 002200 | 3.0 |
| | 1,112.69 | 016100 | 191.2 | | 1,406.00 | 000100 | 11.4 |
| | 1,117.43 | 020800 | 408.7 | | 1,600.00 | 021600 | 4.7 |
| | 1,141.52 | 017000 | 39.8 | | 1,650.00 | 015200 | 2.0 |
| | 1,150.00 | 007600 | 179.9 | | 1,700.00 | 017200 | 9.6 |
| | 1,165.58 | 017000 | 169.7 | | 1,800.00 | 017200 | 6.7 |
| | 1,170.64 | 017000 | 116.5 | Wtd. Avg. Base & Total Tons | 1,044.52 | | 509.1 |
| | 1,175.00 | 000100 | 29.8 | | | | |
| | 1,197.25 | 017000 | 842.6 | | | | |
| | 1,200.00 | 000100 | 280.6 | | | | |
| | 1,200.00 | 007800 | 58.3 | | | | |
| | 1,200.00 | 017100 | 174.8 | | | | |
| | 1,200.00 | 017200 | 251.6 | | | | |
| | 1,200.00 | 020800 | 34.4 | | | | |
| | 1,200.00 | 021000 | 40.8 | | | | |
| | 1,220.11 | 017000 | 31.0 | | | | |

TABLE 8: BASE PRICE PAID TO GROWERS FOR GRAPES CRUSHED AND DELIVERED TO CALIFORNIA PROCESSORS FROM THE 2005 CROP WITH BRIX FACTORS AND PURCHASED TONNAGE, BY TYPE, VARIETY, REPORTING DISTRICT WHERE GROWN, AND WEIGHTED AVERAGE BASE PRICE.

| District, Type, and Variety | Base Price Per Ton | Brix Factors | Tons | District, Type, and Variety | Base Price Per Ton | Brix Factors | Tons |
|--------------------------------|-----------------------|-----------------|-------|--------------------------------|-----------------------|-----------------|---------|
| | Dollars | Code a/ | | | Dollars | Code a/ | |
| DISTRICT 01 (Cont'd.) | | | | | 1,000.00 | 013400 | 42.7 |
| | | | | | 1,000.00 | 013600 | 21.0 |
| | | | | | 1,000.00 | 017000 | 5.7 |
| Marsanne | 900.00 | 013400 | 5.1 | | 1,000.00 | 017100 | 30.7 |
| | 1,000.00 | 015800 | 11.4 | | 1,000.00 | 019000 | 11.1 |
| | 3,500.00 | 021000 | 0.6 | | 1,000.00 | 020800 | 11.4 |
| Wtd. Avg. Base & Total Tons | 1,057.89 | | 17.1 | | 1,034.79 | 013100 | 40.9 |
| | | | | | 1,043.00 | 001700 | 147.6 |
| Moscato Gaillo * | 1,200.00 | 000100 | 2.9 | | 1,045.00 | 000100 | 31.9 |
| Wtd. Avg. Base & Total Tons | 1,200.00 | | 2.9 | | 1,050.00 | 013600 | 9.8 |
| | | | | | 1,096.57 | 000100 | 182.8 |
| Muscat Blanc * | 800.00 | 021000 | 22.9 | | 1,100.00 | 017000 | 9.8 |
| | 1,400.00 | 000100 | 116.8 | | 1,116.36 | 000100 | 7.0 |
| | 1,400.00 | 021000 | 9.8 | | 1,138.63 | 011100 | 40.2 |
| | 1,600.00 | 000100 | 12.3 | | 1,149.81 | 017200 | 22.5 |
| | 1,626.00 | 001700 | 8.7 | | 1,150.00 | 017100 | 10.5 |
| | 2,400.00 | 000100 | 6.3 | | 1,175.00 | 000100 | 3.1 |
| Wtd. Avg. Base & Total Tons | 1,382.95 | | 176.8 | | 1,200.00 | 000100 | 36.8 |
| | | | | | 1,200.00 | 017000 | 20.3 |
| Muscat Orange | 1,124.91 | 017300 | 46.2 | | 1,250.00 | 000100 | 2.0 |
| Wtd. Avg. Base & Total Tons | 1,124.91 | | 46.2 | | 1,311.00 | 000100 | 15.8 |
| | | | | | 1,400.00 | 000100 | 7.1 |
| Pinot Blanc | 825.00 | 000100 | 11.8 | | 1,400.00 | 017200 | 7.5 |
| | 1,009.04 | 020800 | 36.6 | | 1,417.39 | 013100 | 44.7 |
| | 1,800.00 | 000100 | 4.1 | | 1,441.00 | 000100 | 13.0 |
| Wtd. Avg. Base & Total Tons | 1,029.45 | | 52.5 | | 1,500.00 | 000100 | 2.0 |
| | | | | Wtd. Avg. Base & Total Tons | 935.47 | | 2,293.0 |
| Pinot Gris * | 1,000.00 | 000100 | 31.0 | Semillon | 600.00 | 020800 | 19.3 |
| | 1,000.00 | 012300 | 35.1 | | 1,000.00 | 000100 | 15.7 |
| | 1,000.00 | 013100 | 71.3 | | 1,050.00 | 013600 | 6.1 |
| | 1,062.00 | 000100 | 8.9 | | 1,311.00 | 000100 | 1.0 |
| | 1,200.00 | 000100 | 26.4 | | 1,500.00 | 000100 | 0.3 |
| | 1,294.44 | 020800 | 10.1 | | 1,876.09 | 013100 | 23.2 |
| | 1,400.00 | 000100 | 16.7 | Wtd. Avg. Base & Total Tons | 1,203.83 | | 65.6 |
| | 1,400.00 | 007900 | 26.8 | Tocai Friulano | 452.00 | 000100 | 10.4 |
| | 1,400.00 | 020700 | 2.7 | | 1,000.00 | 000100 | 12.8 |
| | 1,406.14 | 017300 | 14.8 | | 1,300.00 | 000100 | 15.8 |
| | 1,700.00 | 000100 | 15.2 | Wtd. Avg. Base & Total Tons | 975.41 | | 39.0 |
| | 1,700.00 | 017200 | 0.8 | Viognier | 800.00 | 000100 | 40.8 |
| | 1,800.00 | 000100 | 6.8 | | 850.00 | 000100 | 24.8 |
| | 1,800.00 | 017200 | 5.8 | | 900.00 | 000100 | 26.3 |
| Wtd. Avg. Base & Total Tons | 1,200.35 | | 272.4 | | 900.00 | 020800 | 59.0 |
| | | | | | 1,050.00 | 067980 | 82.9 |
| Roussanne | 900.00 | 013600 | 15.5 | | 1,100.00 | 024500 | 3.8 |
| | 1,000.00 | 015800 | 5.9 | | 1,150.00 | 021500 | 14.7 |
| | 1,100.00 | 020800 | 8.2 | | 1,197.25 | 017200 | 84.8 |
| | 3,500.00 | 021000 | 0.4 | | 1,200.00 | 000100 | 2.5 |
| Wtd. Avg. Base & Total Tons | 1,009.00 | | 30.0 | | 1,200.00 | 017200 | 3.9 |
| | | | | | 1,200.00 | 024500 | 3.3 |
| Sauvignon Blanc | 650.00 | 013100 | 35.1 | | 1,271.66 | 020800 | 44.5 |
| | 650.00 | 053300 | 65.9 | | 1,439.94 | 017300 | 14.1 |
| | 700.00 | 000100 | 94.0 | | 2,200.00 | 000100 | 1.2 |
| | 700.00 | 015500 | 57.1 | Wtd. Avg. Base & Total Tons | 1,060.79 | | 406.6 |
| | 702.00 | 000100 | 28.0 | White Riesling * | 1,350.00 | 000100 | 5.7 |
| | 800.00 | 000100 | 141.5 | | 1,350.00 | 013600 | 55.6 |
| | 800.00 | 013100 | 145.4 | | 1,400.00 | 020600 | 4.7 |
| | 800.00 | 013600 | 56.9 | | 1,500.00 | 000100 | 0.7 |
| | 830.00 | 000100 | 94.4 | | 1,500.00 | 014500 | 18.9 |
| | 850.00 | 000100 | 16.9 | | 1,500.00 | 017200 | 4.1 |
| | 850.00 | 020600 | 26.8 | | 1,550.00 | 000100 | 20.6 |
| | 850.00 | 020800 | 10.2 | | 1,600.00 | 000100 | 35.2 |
| | 859.87 | 000100 | 140.1 | | 1,600.00 | 043020 | 10.4 |
| | 860.00 | 013100 | 79.6 | | 1,800.00 | 000100 | 0.7 |
| | 875.00 | 020800 | 119.0 | | 2,350.00 | 000100 | 8.0 |
| | 878.12 | 020800 | 14.4 | Wtd. Avg. Base & Total Tons | 1,517.83 | | 164.6 |
| | 900.00 | 000100 | 23.4 | Other White b/ | 2,500.00 | 017200 | 0.5 |
| | 900.00 | 009400 | 27.9 | Wtd. Avg. Base & Total Tons | 2,500.00 | | 0.5 |
| | 945.86 | 012300 | 50.0 | | | | |
| | 950.00 | 000100 | 88.8 | | | | |
| | 950.00 | 009400 | 43.5 | | | | |
| | 1,000.00 | 000100 | 70.3 | | | | |
| | 1,000.00 | 009400 | 10.4 | | | | |

TABLE 8: BASE PRICE PAID TO GROWERS FOR GRAPES CRUSHED AND DELIVERED TO CALIFORNIA PROCESSORS FROM THE 2005 CROP WITH BRIX FACTORS AND PURCHASED TONNAGE, BY TYPE, VARIETY, REPORTING DISTRICT WHERE GROWN, AND WEIGHTED AVERAGE BASE PRICE.

| District, Type, and Variety | Base Price Per Ton | Brix Factors | Tons | District, Type, and Variety | Base Price Per Ton | Brix Factors | Tons |
|--------------------------------|-----------------------|-----------------|-------|--------------------------------|-----------------------|-----------------|---------|
| | Dollars | Code a/ | | | Dollars | Code a/ | |
| DISTRICT 01 (Cont'd.) | | | | | 1,400.00 | 013600 | 11.5 |
| WINE GRAPES (RED) | | | | | 1,400.00 | 067980 | 65.9 |
| | | | | | 1,450.00 | 000100 | 14.7 |
| | | | | | 1,495.77 | 017000 | 20.9 |
| | | | | | 1,500.00 | 000100 | 20.0 |
| Barbera | 900.00 | 013800 | 1.7 | | 1,500.00 | 017000 | 78.0 |
| | 1,200.00 | 000100 | 13.2 | | 1,530.77 | 000100 | 28.5 |
| | 1,300.00 | 022900 | 2.7 | | 1,530.77 | 017000 | 108.0 |
| | 1,379.07 | 024500 | 13.3 | | 1,530.77 | 023100 | 70.8 |
| | 1,400.00 | 000100 | 14.3 | | 1,532.84 | 017000 | 26.3 |
| | 1,485.00 | 000100 | 1.2 | | 1,540.00 | 000100 | 10.1 |
| | 1,500.00 | 000100 | 21.0 | | 1,550.00 | 000100 | 264.8 |
| | 1,600.00 | 027500 | 8.0 | | 1,550.00 | 022700 | 102.0 |
| | | | | | 1,567.68 | 017000 | 24.3 |
| Wtd. Avg. Base & Total Tons | 1,396.87 | | 75.4 | | 1,600.00 | 000100 | 301.6 |
| | | | | | 1,600.00 | 015900 | 1.5 |
| Cabernet Franc | 1,200.00 | 017600 | 1.0 | | 1,600.00 | 021200 | 12.1 |
| | 1,329.36 | 020800 | 76.8 | | 1,660.56 | 020800 | 63.3 |
| | 1,400.00 | 013600 | 4.5 | | 1,700.00 | 020800 | 21.4 |
| | 2,500.00 | 024800 | 1.1 | | 1,721.00 | 000100 | 33.2 |
| | 3,200.00 | 000100 | 1.9 | | 1,750.00 | 021200 | 2.4 |
| | | | | | 1,763.00 | 000100 | 25.4 |
| Wtd. Avg. Base & Total Tons | 1,388.33 | | 85.3 | | 1,800.00 | 000100 | 2.1 |
| | | | | | 1,800.00 | 017600 | 0.9 |
| Cabernet Sauvignon | 200.00 | 067980 | 4.7 | | 1,800.00 | 019100 | 93.8 |
| | 300.00 | 013800 | 4.0 | | 1,800.00 | 020800 | 11.0 |
| | 400.00 | 020800 | 5.5 | | 1,800.00 | 027800 | 1.7 |
| | 500.00 | 013800 | 103.0 | | 1,814.00 | 001900 | 78.6 |
| | 500.00 | 019100 | 83.9 | | 1,830.66 | 020800 | 410.5 |
| | 600.00 | 000100 | 6.7 | | 1,893.28 | 000100 | 8.2 |
| | 600.00 | 019100 | 54.2 | | 1,944.20 | 000100 | 23.2 |
| | 650.00 | 013600 | 67.4 | | 1,994.20 | 000100 | 77.8 |
| | 750.00 | 000100 | 69.7 | | 2,000.00 | 000100 | 24.9 |
| | 757.00 | 026900 | 7.4 | | 2,000.00 | 017000 | 76.5 |
| | 800.00 | 000100 | 303.5 | | 2,200.00 | 000100 | 8.6 |
| | 800.00 | 017600 | 95.4 | | 2,200.00 | 019100 | 50.3 |
| | 800.00 | 020800 | 84.5 | | 2,360.35 | 000100 | 121.9 |
| | 800.00 | 024300 | 54.2 | | 2,360.35 | 019100 | 108.4 |
| | 825.00 | 000100 | 187.2 | | 2,374.21 | 000100 | 22.6 |
| | 850.00 | 000100 | 12.1 | | 2,400.00 | 000100 | 13.2 |
| | 850.00 | 015900 | 5.5 | | 2,500.00 | 000100 | 4.5 |
| | 875.00 | 000100 | 140.3 | | 2,596.39 | 017200 | 23.2 |
| | 900.00 | 000100 | 934.4 | | 3,000.00 | 000100 | 65.4 |
| | 900.00 | 013800 | 19.9 | | 3,000.00 | 021000 | 6.2 |
| | 900.00 | 019300 | 42.4 | | 3,400.00 | 000100 | 0.5 |
| | 900.00 | 020800 | 1.8 | | | | |
| | 900.00 | 022900 | 12.9 | Wtd. Avg. Base & Total Tons | 1,293.81 | | 6,486.4 |
| | 900.00 | 026500 | 52.8 | | | | |
| | 950.00 | 013800 | 2.0 | Carignane | 200.00 | 011500 | 0.5 |
| | 1,000.00 | 000100 | 80.8 | | 350.00 | 000100 | 30.4 |
| | 1,000.00 | 013800 | 2.0 | | 400.00 | 000100 | 56.7 |
| | 1,000.00 | 015900 | 0.8 | | 500.00 | 000100 | 65.2 |
| | 1,000.00 | 020800 | 52.3 | | 500.00 | 017000 | 10.4 |
| | 1,000.00 | 021000 | 3.0 | | 505.00 | 000100 | 8.6 |
| | 1,000.00 | 024500 | 1.1 | | 600.00 | 000100 | 81.2 |
| | 1,000.00 | 026500 | 29.6 | | 600.00 | 013800 | 5.4 |
| | 1,050.00 | 017000 | 129.3 | | 600.00 | 015900 | 1.4 |
| | 1,050.00 | 017200 | 54.1 | | 600.00 | 019100 | 13.3 |
| | 1,071.00 | 013800 | 36.7 | | 600.00 | 020800 | 20.1 |
| | 1,080.00 | 000100 | 13.6 | | 648.61 | 000100 | 66.0 |
| | 1,100.00 | 000100 | 97.6 | | 650.00 | 013800 | 118.4 |
| | 1,100.00 | 017000 | 151.3 | | 650.00 | 021000 | 2.0 |
| | 1,100.00 | 026500 | 37.1 | | 681.75 | 024500 | 3.4 |
| | 1,125.00 | 017000 | 134.1 | | 684.00 | 021000 | 2.0 |
| | 1,134.00 | 017000 | 34.5 | | 700.00 | 000100 | 7.0 |
| | 1,200.00 | 000100 | 48.3 | | 700.00 | 013100 | 3.9 |
| | 1,200.00 | 015900 | 10.9 | | 700.00 | 017000 | 182.4 |
| | 1,200.00 | 021000 | 6.6 | | 700.00 | 021100 | 12.5 |
| | 1,200.00 | 022600 | 5.8 | | 742.19 | 000100 | 13.5 |
| | 1,200.00 | 023770 | 170.8 | | 750.00 | 000100 | 9.5 |
| | 1,200.00 | 067980 | 75.6 | | 750.00 | 021000 | 3.1 |
| | 1,350.00 | 020800 | 21.8 | | 781.00 | 000100 | 5.7 |
| | 1,363.64 | 024500 | 2.2 | | 800.00 | 000100 | 29.7 |
| | 1,391.41 | 017000 | 37.1 | | 800.00 | 019100 | 3.9 |
| | 1,391.41 | 024500 | 65.8 | | 800.00 | 021000 | 19.6 |
| | 1,391.61 | 000100 | 180.6 | | 800.00 | 022900 | 10.9 |
| | 1,392.00 | 000100 | 58.3 | | 825.00 | 000100 | 129.3 |
| | 1,392.00 | 021000 | 17.0 | | 850.00 | 000100 | 1.6 |
| | 1,393.45 | 020800 | 9.5 | | 850.00 | 014100 | 15.8 |
| | 1,400.00 | 000100 | 22.1 | | 900.00 | 000100 | 57.4 |

TABLE 8: BASE PRICE PAID TO GROWERS FOR GRAPES CRUSHED AND DELIVERED TO CALIFORNIA PROCESSORS FROM THE 2005 CROP WITH BRIX FACTORS AND PURCHASED TONNAGE, BY TYPE, VARIETY, REPORTING DISTRICT WHERE GROWN, AND WEIGHTED AVERAGE BASE PRICE.

| District, Type, and Variety | Base Price Per Ton | Brix Factors | Tons | District, Type, and Variety | Base Price Per Ton | Brix Factors | Tons |
|--------------------------------|-----------------------|-----------------|---------|--------------------------------|-----------------------|-----------------|---------|
| | Dollars | Code a/ | | | Dollars | Code a/ | |
| DISTRICT 01 (Cont'd.) | | | | | 2,700.00 | 025100 | 0.5 |
| Carignane (Cont'd.) | 915.75 | 013600 | 5.5 | Wtd. Avg. Base & Total Tons | 1,931.37 | | 5.1 |
| | 950.00 | 000100 | 12.0 | Merlot | 500.00 | 013800 | 40.9 |
| | 990.00 | 000100 | 12.9 | | 500.00 | 017000 | 55.4 |
| | 1,000.00 | 000100 | 11.2 | | 650.00 | 013600 | 16.5 |
| | 1,000.00 | 021000 | 66.9 | | 800.00 | 000100 | 338.7 |
| | 1,100.00 | 000100 | 4.4 | | 800.00 | 015900 | 7.1 |
| | 1,200.00 | 000100 | 1.3 | | 850.00 | 000100 | 84.7 |
| | 1,400.00 | 000100 | 3.8 | | 900.00 | 000100 | 282.7 |
| | 1,846.50 | 017200 | 25.6 | | 900.00 | 017200 | 17.1 |
| | 2,000.00 | 000100 | 0.5 | | 900.00 | 020800 | 54.0 |
| Wtd. Avg. Base & Total Tons | 733.84 | | 1,134.9 | | 900.00 | 067980 | 18.7 |
| Carmenere | 1,400.00 | 013600 | 1.1 | | 925.00 | 067980 | 66.7 |
| Wtd. Avg. Base & Total Tons | 1,400.00 | | 1.1 | | 950.00 | 000100 | 103.6 |
| Charbono | 200.00 | 039900 | 0.2 | | 950.00 | 067980 | 32.7 |
| | 750.00 | 015900 | 1.5 | | 950.00 | 068100 | 62.3 |
| | 1,000.00 | 039900 | 15.8 | | 1,000.00 | 000100 | 310.3 |
| | 1,400.00 | 000100 | 6.8 | | 1,000.00 | 017000 | 63.8 |
| | 1,600.00 | 000100 | 2.3 | | 1,000.00 | 020800 | 209.2 |
| Wtd. Avg. Base & Total Tons | 1,134.02 | | 26.6 | | 1,041.72 | 000100 | 62.5 |
| Cinsaut * | 2,000.00 | 000100 | 0.4 | | 1,050.00 | 024500 | 397.8 |
| Wtd. Avg. Base & Total Tons | 2,000.00 | | 0.4 | | 1,100.00 | 000100 | 369.7 |
| Counoise | 2,700.00 | 027800 | 0.3 | | 1,100.00 | 017000 | 30.3 |
| Wtd. Avg. Base & Total Tons | 2,700.00 | | 0.3 | | 1,100.00 | 020800 | 49.3 |
| Dolcetto | 1,300.00 | 061000 | 7.6 | | 1,100.00 | 067980 | 61.9 |
| | 1,423.25 | 024500 | 9.8 | | 1,134.00 | 017000 | 58.6 |
| | 1,500.00 | 000100 | 34.1 | | 1,173.67 | 000100 | 8.2 |
| Wtd. Avg. Base & Total Tons | 1,455.88 | | 51.5 | | 1,173.67 | 020800 | 12.6 |
| Gamay (Napa) * | 500.00 | 000100 | 6.3 | | 1,174.00 | 026700 | 18.1 |
| | 650.00 | 013800 | 1.5 | | 1,183.56 | 000100 | 42.2 |
| | 750.00 | 000100 | 11.2 | | 1,190.00 | 000100 | 19.0 |
| | 800.00 | 015900 | 1.2 | | 1,190.17 | 000100 | 15.0 |
| | 1,000.00 | 000100 | 9.9 | | 1,190.17 | 024500 | 55.1 |
| Wtd. Avg. Base & Total Tons | 776.91 | | 30.1 | | 1,200.00 | 000100 | 161.6 |
| Grenache * | 800.00 | 000100 | 5.1 | | 1,200.00 | 020800 | 29.0 |
| | 800.00 | 013600 | 4.0 | | 1,200.00 | 067980 | 306.5 |
| | 900.00 | 000100 | 3.9 | | 1,232.35 | 020800 | 318.0 |
| | 950.00 | 000100 | 8.4 | | 1,291.04 | 000100 | 75.0 |
| | 1,000.00 | 000100 | 13.3 | | 1,291.04 | 017000 | 89.5 |
| | 1,000.00 | 017600 | 0.9 | | 1,309.19 | 000100 | 178.4 |
| | 1,200.00 | 024500 | 6.6 | | 1,320.38 | 017000 | 102.8 |
| | 1,500.00 | 000100 | 8.6 | | 1,400.00 | 000100 | 155.3 |
| | 1,550.00 | 016900 | 3.5 | | 1,400.00 | 013600 | 11.2 |
| | 1,600.00 | 000100 | 4.3 | | 1,400.00 | 017000 | 235.1 |
| | 1,705.00 | 000100 | 2.2 | | 1,408.00 | 000100 | 101.7 |
| | 1,759.91 | 020800 | 15.1 | | 1,417.07 | 019500 | 120.3 |
| | 2,000.00 | 000100 | 1.5 | | 1,450.00 | 020800 | 175.6 |
| | 2,200.00 | 000100 | 6.9 | | 1,466.00 | 000100 | 41.0 |
| | 2,400.00 | 000100 | 3.2 | | 1,500.00 | 000100 | 19.4 |
| | 2,610.51 | 000100 | 27.3 | | 1,500.00 | 020800 | 220.5 |
| | 2,700.00 | 027800 | 1.2 | | 1,600.00 | 015900 | 1.2 |
| Wtd. Avg. Base & Total Tons | 1,696.44 | | 116.0 | | 1,600.00 | 019100 | 28.2 |
| Malbec | 1,200.00 | 000100 | 4.5 | | 1,603.00 | 050500 | 23.8 |
| | 1,200.00 | 017000 | 10.9 | | 1,621.78 | 020800 | 377.9 |
| | 1,200.00 | 017600 | 1.2 | | 1,643.97 | 000100 | 32.7 |
| | 1,400.00 | 013600 | 7.9 | | 1,643.97 | 022700 | 75.5 |
| | 1,600.00 | 015900 | 0.6 | | 1,700.00 | 000100 | 7.7 |
| Wtd. Avg. Base & Total Tons | 1,272.51 | | 25.1 | | 1,900.00 | 020800 | 7.5 |
| Mataro * | 1,500.00 | 000100 | 0.6 | | 2,000.00 | 017000 | 47.1 |
| | 1,900.00 | 000100 | 4.0 | | 2,500.00 | 000100 | 1.3 |
| | | | | | 3,000.00 | 000100 | 15.4 |
| | | | | | 3,600.00 | 000100 | 13.9 |
| | | | | | 3,600.00 | 002600 | 3.0 |
| | | | | | 3,600.00 | 021000 | 2.8 |
| Wtd. Avg. Base & Total Tons | | | | Wtd. Avg. Base & Total Tons | 1,199.28 | | 5,943.6 |
| | | | | Meunier * | 1,400.00 | 000100 | 7.3 |
| | | | | Wtd. Avg. Base & Total Tons | 1,400.00 | | 7.3 |
| | | | | Montepulciano | 1,500.00 | 020800 | 22.4 |
| | | | | Wtd. Avg. Base & Total Tons | 1,500.00 | | 22.4 |
| | | | | Nebbiolo | 1,500.00 | 020800 | 9.1 |
| | | | | Wtd. Avg. Base & Total Tons | 1,500.00 | | 9.1 |

TABLE 8: BASE PRICE PAID TO GROWERS FOR GRAPES CRUSHED AND DELIVERED TO CALIFORNIA PROCESSORS FROM THE 2005 CROP WITH BRIX FACTORS AND PURCHASED TONNAGE, BY TYPE, VARIETY, REPORTING DISTRICT WHERE GROWN, AND WEIGHTED AVERAGE BASE PRICE.

| District, Type, and Variety | Base Price Per Ton | Brix Factors | Tons |
|--------------------------------|-----------------------|-----------------|------|
| | Dollars | Code a/ | |

| District, Type, and Variety | Base Price Per Ton | Brix Factors | Tons |
|--------------------------------|-----------------------|-----------------|------|
| | Dollars | Code a/ | |

DISTRICT 01 (Cont'd.)

| | | | |
|-----------------------------|----------|--------|---------|
| Negroamaro | 1,200.00 | 000100 | 1.6 |
| | 1,400.00 | 024500 | 3.6 |
| | 1,500.00 | 020800 | 13.7 |
| Wtd. Avg. Base & Total Tons | 1,455.56 | | 18.9 |
| Petit Verdot | 800.00 | 026900 | 5.2 |
| | 1,399.38 | 000100 | 12.3 |
| | 1,400.00 | 000100 | 4.9 |
| | 1,400.00 | 013600 | 3.5 |
| | 1,600.00 | 000100 | 48.8 |
| | 1,600.00 | 015900 | 1.5 |
| | 2,050.00 | 013600 | 1.0 |
| 2,200.00 | 019100 | 2.2 | |
| Wtd. Avg. Base & Total Tons | 1,517.66 | | 79.4 |
| Petite Sirah | 800.00 | 000100 | 36.1 |
| | 850.00 | 000100 | 16.8 |
| | 900.00 | 000100 | 76.8 |
| | 1,000.00 | 014100 | 94.5 |
| | 1,000.00 | 017000 | 47.7 |
| | 1,100.00 | 020800 | 15.8 |
| | 1,140.70 | 000100 | 80.7 |
| | 1,200.00 | 000100 | 43.3 |
| | 1,200.00 | 013600 | 42.4 |
| | 1,200.00 | 020800 | 19.9 |
| | 1,200.00 | 021000 | 4.7 |
| | 1,200.00 | 024500 | 11.6 |
| | 1,200.00 | 026500 | 117.6 |
| | 1,300.00 | 024500 | 1.0 |
| | 1,363.00 | 000100 | 5.8 |
| | 1,400.00 | 000100 | 52.4 |
| | 1,400.00 | 022800 | 27.3 |
| | 1,400.00 | 026500 | 10.4 |
| | 1,400.00 | 069250 | 22.9 |
| | 1,477.65 | 000100 | 20.4 |
| | 1,478.00 | 021000 | 15.0 |
| | 1,478.73 | 020800 | 9.8 |
| | 1,500.00 | 000100 | 189.6 |
| | 1,500.00 | 001900 | 1.0 |
| | 1,500.00 | 017000 | 16.5 |
| | 1,515.00 | 000100 | 1.7 |
| | 1,515.00 | 024500 | 2.4 |
| | 1,550.00 | 017000 | 27.3 |
| | 1,550.00 | 024500 | 10.0 |
| | 1,555.00 | 017000 | 6.5 |
| | 1,600.00 | 000100 | 33.8 |
| | 1,600.00 | 021600 | 1.6 |
| | 1,600.00 | 024500 | 19.4 |
| | 1,600.00 | 060250 | 22.8 |
| | 1,630.00 | 000100 | 0.2 |
| | 1,650.00 | 000100 | 42.3 |
| | 1,650.00 | 017200 | 18.6 |
| | 1,700.00 | 000100 | 47.1 |
| | 1,700.00 | 017200 | 28.4 |
| | 1,750.00 | 000100 | 4.1 |
| | 1,800.00 | 000100 | 3.1 |
| | 2,000.00 | 000100 | 11.0 |
| | 2,000.00 | 020800 | 3.6 |
| 2,000.00 | 024500 | 4.1 | |
| 2,200.00 | 000100 | 1.8 | |
| 2,200.00 | 024500 | 1.0 | |
| 2,200.00 | 025100 | 2.9 | |
| 2,300.00 | 000100 | 4.3 | |
| 2,385.19 | 000100 | 65.6 | |
| 2,385.19 | 017200 | 38.2 | |
| 2,450.00 | 000100 | 1.4 | |
| 2,500.00 | 000100 | 49.6 | |
| 2,500.00 | 027800 | 5.2 | |
| 2,700.00 | 017400 | 4.8 | |
| 2,721.00 | 000100 | 6.1 | |
| 3,000.00 | 000100 | 3.2 | |
| Wtd. Avg. Base & Total Tons | 1,462.29 | | 1,452.1 |

| | | | |
|------------|----------|--------|-------|
| Pinot Noir | 600.00 | 000100 | 51.6 |
| | 800.00 | 000100 | 4.2 |
| | 900.00 | 000100 | 122.7 |
| | 975.00 | 000100 | 36.4 |
| | 1,000.00 | 000100 | 53.9 |
| | 1,000.00 | 024500 | 25.0 |
| | 1,064.00 | 000100 | 23.7 |
| | 1,100.00 | 013800 | 1.7 |
| | 1,200.00 | 000100 | 40.3 |
| | 1,200.00 | 007800 | 48.4 |
| | 1,200.00 | 020800 | 2.3 |
| | 1,200.00 | 021200 | 80.2 |
| | 1,250.00 | 000100 | 42.6 |
| | 1,300.00 | 000100 | 18.0 |
| | 1,300.00 | 007600 | 10.9 |
| | 1,300.00 | 021200 | 41.0 |
| | 1,300.00 | 021800 | 23.8 |
| | 1,400.00 | 007600 | 26.6 |
| | 1,400.00 | 027800 | 8.4 |
| | 1,444.00 | 000100 | 15.8 |
| | 1,500.00 | 000100 | 24.6 |
| | 1,500.00 | 020800 | 135.6 |
| | 1,500.00 | 021000 | 7.0 |
| | 1,500.00 | 021500 | 0.8 |
| | 1,500.00 | 024500 | 19.1 |
| | 1,523.31 | 007600 | 40.2 |
| | 1,523.31 | 024500 | 17.4 |
| | 1,558.14 | 000100 | 6.1 |
| | 1,600.00 | 000100 | 20.3 |
| | 1,600.00 | 021000 | 7.8 |
| | 1,600.00 | 026500 | 5.3 |
| | 1,603.00 | 000100 | 40.0 |
| | 1,650.00 | 007600 | 6.1 |
| | 1,650.00 | 017200 | 12.0 |
| | 1,650.00 | 021500 | 29.0 |
| | 1,700.00 | 000100 | 2.3 |
| | 1,700.00 | 022000 | 4.4 |
| | 1,715.00 | 000100 | 32.3 |
| | 1,750.00 | 000100 | 18.6 |
| | 1,750.00 | 021200 | 12.5 |
| | 1,800.00 | 000100 | 6.3 |
| | 1,800.00 | 017200 | 12.2 |
| | 1,800.00 | 020800 | 54.2 |
| 1,800.00 | 021000 | 6.6 | |
| 1,800.00 | 024500 | 11.0 | |
| 1,812.70 | 000100 | 20.7 | |
| 1,812.70 | 017300 | 56.0 | |
| 1,850.00 | 000100 | 6.6 | |
| 1,850.00 | 008400 | 8.2 | |
| 1,898.00 | 008400 | 2.9 | |
| 1,900.00 | 008400 | 54.5 | |
| 1,900.00 | 024800 | 0.1 | |
| 1,923.00 | 000100 | 9.1 | |
| 1,947.62 | 006500 | 19.2 | |
| 2,000.00 | 000100 | 30.9 | |
| 2,000.00 | 002200 | 41.6 | |
| 2,000.00 | 008400 | 7.2 | |
| 2,000.00 | 017200 | 54.7 | |
| 2,000.00 | 017400 | 1.2 | |
| 2,000.00 | 020800 | 3.3 | |
| 2,000.00 | 021600 | 6.3 | |
| 2,000.00 | 024500 | 2.0 | |
| 2,050.00 | 002200 | 22.7 | |
| 2,100.00 | 000100 | 11.3 | |
| 2,150.00 | 002200 | 4.2 | |
| 2,170.18 | 008400 | 38.4 | |
| 2,200.00 | 000100 | 4.6 | |
| 2,200.00 | 017200 | 7.8 | |
| 2,250.00 | 000100 | 10.3 | |
| 2,300.00 | 000100 | 65.8 | |
| 2,300.00 | 021000 | 147.0 | |
| 2,300.00 | 024500 | 2.9 | |
| 2,368.00 | 000100 | 5.4 | |
| 2,400.00 | 017200 | 1.8 | |
| 2,400.00 | 018900 | 3.3 | |
| 2,400.00 | 024500 | 10.0 | |
| 2,500.00 | 000100 | 26.6 | |
| 2,500.00 | 021500 | 1.8 | |
| 2,500.00 | 021600 | 6.9 | |

TABLE 8: BASE PRICE PAID TO GROWERS FOR GRAPES CRUSHED AND DELIVERED TO CALIFORNIA PROCESSORS FROM THE 2005 CROP WITH BRIX FACTORS AND PURCHASED TONNAGE, BY TYPE, VARIETY, REPORTING DISTRICT WHERE GROWN, AND WEIGHTED AVERAGE BASE PRICE.

| District, Type, and Variety | Base Price Per Ton | Brix Factors | Tons | District, Type, and Variety | Base Price Per Ton | Brix Factors | Tons |
|--------------------------------|-----------------------|-----------------|---------|--------------------------------|-----------------------|-----------------|---------|
| | Dollars | Code a/ | | | Dollars | Code a/ | |
| DISTRICT 01 (Cont'd.) | | | | | 1,301.00 | 000100 | 38.6 |
| | | | | | 1,326.68 | 024500 | 7.2 |
| | | | | | 1,394.45 | 020800 | 116.1 |
| Pinot Noir (Cont'd.) | 2,500.00 | 024500 | 4.6 | | 1,400.00 | 000100 | 4.3 |
| | 2,597.40 | 000100 | 5.4 | | 1,400.00 | 067980 | 17.2 |
| | 2,600.00 | 000100 | 20.7 | | 1,486.26 | 020800 | 46.9 |
| | 2,750.00 | 000100 | 10.6 | | 1,500.00 | 000100 | 9.7 |
| | 2,847.49 | 018000 | 18.1 | | 1,500.00 | 019000 | 19.8 |
| | 2,890.00 | 021600 | 8.0 | | 1,550.00 | 000100 | 6.2 |
| | 2,900.00 | 000100 | 1.3 | | 1,557.00 | 000100 | 7.5 |
| | 3,000.00 | 000100 | 55.0 | | 1,592.00 | 017600 | 8.5 |
| | 3,000.00 | 021200 | 4.3 | | 1,600.00 | 000100 | 7.8 |
| | 3,000.00 | 024500 | 4.1 | | 1,600.00 | 017600 | 40.8 |
| | 3,194.32 | 020800 | 34.7 | | 1,600.00 | 021000 | 2.9 |
| | 3,200.00 | 021500 | 3.4 | | 1,725.00 | 000100 | 6.7 |
| | 3,293.00 | 000100 | 23.0 | | 1,800.00 | 017600 | 0.9 |
| | 3,300.00 | 021000 | 9.7 | | 1,800.00 | 020800 | 3.9 |
| | 3,600.00 | 000100 | 1.2 | | 1,850.00 | 017800 | 2.5 |
| | 3,600.00 | 002600 | 2.0 | | 1,900.00 | 000100 | 1.7 |
| | 3,800.00 | 000100 | 8.6 | | 1,924.40 | 000100 | 34.7 |
| | 4,000.00 | 000100 | 9.4 | | 2,000.00 | 000100 | 10.3 |
| | 4,000.00 | 021500 | 1.7 | | 2,000.00 | 017200 | 6.5 |
| | 4,133.24 | 000100 | 10.2 | | 2,092.89 | 019100 | 51.8 |
| | 4,500.00 | 000100 | 6.3 | | 2,092.89 | 019300 | 35.3 |
| | 4,500.00 | 021500 | 0.6 | | 2,200.00 | 000100 | 12.4 |
| | 5,200.00 | 000100 | 4.2 | | 2,200.00 | 021000 | 4.1 |
| | 5,695.00 | 000100 | 16.2 | | 2,200.00 | 024500 | 5.7 |
| | 6,000.00 | 000100 | 0.8 | | 2,300.00 | 000100 | 40.7 |
| | 7,500.00 | 000100 | 11.8 | | 2,350.00 | 027800 | 2.8 |
| | | | | | 2,400.00 | 000100 | 5.6 |
| Wtd. Avg. Base & Total Tons | 1,854.11 | | 2,180.4 | | 2,400.00 | 017400 | 8.1 |
| | | | | | 2,400.00 | 021200 | 3.9 |
| Pinotage | 1,645.41 | 000100 | 8.1 | | 2,400.00 | 024500 | 10.7 |
| | 1,700.00 | 000100 | 5.4 | | 2,444.00 | 000100 | 5.2 |
| Wtd. Avg. Base & Total Tons | 1,667.25 | | 13.5 | | 2,500.00 | 021500 | 46.3 |
| | | | | | 3,000.00 | 000100 | 49.6 |
| Primitivo | 800.00 | 000100 | 5.6 | | 3,500.00 | 000100 | 2.5 |
| | 900.00 | 017200 | 11.6 | | 3,500.00 | 021500 | 6.2 |
| | 1,509.70 | 027600 | 18.9 | | 4,000.00 | 021500 | 5.4 |
| | 1,567.50 | 000100 | 1.6 | | 4,500.00 | 002600 | 12.2 |
| Wtd. Avg. Base & Total Tons | 1,219.13 | | 37.7 | Wtd. Avg. Base & Total Tons | 1,287.05 | | 1,840.8 |
| | | | | Zinfandel | 200.00 | 037600 | 11.9 |
| Sangiovese * | 750.00 | 000100 | 10.4 | | 400.00 | 000100 | 0.5 |
| | 850.00 | 020800 | 13.0 | | 400.00 | 037600 | 346.0 |
| | 1,000.00 | 000100 | 41.1 | | 500.00 | 000100 | 134.7 |
| | 1,200.00 | 013800 | 16.8 | | 500.00 | 017000 | 6.8 |
| | 1,348.43 | 027600 | 12.2 | | 550.00 | 007200 | 37.0 |
| | 1,415.85 | 020800 | 9.2 | | 600.00 | 007200 | 165.9 |
| | 1,500.00 | 000100 | 17.1 | | 675.00 | 000100 | 31.6 |
| | 1,600.00 | 000100 | 22.2 | | 700.00 | 000100 | 77.2 |
| | 1,700.00 | 000100 | 4.5 | | 750.00 | 000100 | 94.9 |
| | 1,850.00 | 017800 | 2.7 | | 750.00 | 030450 | 4.5 |
| | 2,207.77 | 000100 | 37.6 | | 800.00 | 000100 | 213.9 |
| | 3,000.00 | 020800 | 24.6 | | 800.00 | 019100 | 99.6 |
| Wtd. Avg. Base & Total Tons | 1,609.34 | | 211.4 | | 800.00 | 021000 | 45.7 |
| | | | | | 800.00 | 024500 | 14.2 |
| Syrah * | 200.00 | 017600 | 0.6 | | 800.00 | 030450 | 1.0 |
| | 400.00 | 000100 | 46.5 | | 808.00 | 000100 | 13.1 |
| | 500.00 | 000100 | 9.5 | | 808.00 | 024500 | 2.4 |
| | 600.00 | 000100 | 85.7 | | 850.00 | 000100 | 161.7 |
| | 600.00 | 017200 | 6.1 | | 858.50 | 024500 | 4.0 |
| | 600.00 | 019100 | 70.4 | | 884.00 | 021000 | 20.0 |
| | 750.00 | 013800 | 9.7 | | 900.00 | 000100 | 30.0 |
| | 800.00 | 000100 | 246.3 | | 900.00 | 013800 | 45.7 |
| | 800.00 | 019000 | 82.5 | | 900.00 | 017200 | 18.2 |
| | 800.00 | 026900 | 4.1 | | 900.00 | 020800 | 36.8 |
| | 850.00 | 000100 | 108.2 | | 900.00 | 024500 | 243.2 |
| | 900.00 | 067980 | 151.8 | | 950.00 | 020800 | 45.0 |
| | 950.00 | 027500 | 42.8 | | 950.00 | 024500 | 70.1 |
| | 1,050.00 | 067980 | 25.4 | | 950.00 | 024800 | 27.2 |
| | 1,071.00 | 013800 | 44.0 | | 1,000.00 | 000100 | 206.2 |
| | 1,134.00 | 017000 | 42.4 | | 1,000.00 | 017400 | 3.1 |
| | 1,200.00 | 003100 | 2.3 | | 1,000.00 | 019100 | 18.7 |
| | 1,200.00 | 013600 | 122.6 | | 1,000.00 | 020800 | 39.4 |
| | 1,200.00 | 021500 | 2.8 | | 1,000.00 | 022800 | 21.0 |
| | 1,250.00 | 000100 | 12.9 | | 1,000.00 | 024500 | 174.5 |
| | 1,300.73 | 000100 | 15.0 | | 1,000.00 | 026500 | 6.2 |
| | | | | | 1,000.00 | 027600 | 25.1 |

TABLE 8: BASE PRICE PAID TO GROWERS FOR GRAPES CRUSHED AND DELIVERED TO CALIFORNIA PROCESSORS FROM THE 2005 CROP WITH BRIX FACTORS AND PURCHASED TONNAGE, BY TYPE, VARIETY, REPORTING DISTRICT WHERE GROWN, AND WEIGHTED AVERAGE BASE PRICE.

| District, Type, and Variety | Base Price Per Ton | Brix Factors | Tons |
|--------------------------------|-----------------------|-----------------|------|
| | Dollars | Code a/ | |

| District, Type, and Variety | Base Price Per Ton | Brix Factors | Tons |
|--------------------------------|-----------------------|-----------------|------|
| | Dollars | Code a/ | |

DISTRICT 01 (Cont'd.)

| | | | |
|-----------------------------|----------|--------|---------|
| Zinfandel (Cont'd.) | 1,010.00 | 024500 | 5.7 |
| | 1,086.14 | 027600 | 38.0 |
| | 1,100.00 | 000100 | 71.6 |
| | 1,100.00 | 013800 | 8.7 |
| | 1,100.00 | 020800 | 79.0 |
| | 1,100.00 | 021000 | 3.0 |
| | 1,100.00 | 026500 | 3.9 |
| | 1,111.00 | 024500 | 29.3 |
| | 1,150.00 | 000100 | 37.1 |
| | 1,200.00 | 000100 | 258.6 |
| | 1,200.00 | 019100 | 5.8 |
| | 1,200.00 | 020800 | 30.0 |
| | 1,200.00 | 021000 | 9.3 |
| | 1,200.00 | 024500 | 47.4 |
| | 1,200.00 | 026500 | 11.9 |
| | 1,200.00 | 026800 | 2.1 |
| | 1,202.00 | 000100 | 34.7 |
| | 1,225.00 | 000100 | 10.5 |
| | 1,250.00 | 000100 | 38.3 |
| | 1,250.00 | 024500 | 2.3 |
| | 1,300.00 | 000100 | 10.7 |
| | 1,300.00 | 019100 | 5.0 |
| | 1,325.00 | 019100 | 7.3 |
| | 1,339.00 | 001900 | 4.1 |
| | 1,350.00 | 000100 | 26.9 |
| | 1,360.00 | 024500 | 12.8 |
| | 1,400.00 | 000100 | 250.3 |
| | 1,400.00 | 017000 | 20.1 |
| | 1,400.00 | 020800 | 39.2 |
| | 1,400.00 | 021600 | 0.8 |
| | 1,400.00 | 024500 | 3.0 |
| | 1,400.00 | 025100 | 39.5 |
| | 1,425.00 | 000100 | 410.6 |
| | 1,439.25 | 000100 | 14.8 |
| | 1,450.00 | 000100 | 21.4 |
| | 1,500.00 | 000100 | 67.1 |
| | 1,500.00 | 017000 | 66.2 |
| | 1,500.00 | 017600 | 1.1 |
| | 1,500.00 | 020800 | 38.9 |
| | 1,500.00 | 022900 | 14.1 |
| | 1,500.00 | 024500 | 28.8 |
| | 1,550.00 | 017000 | 24.7 |
| | 1,600.00 | 000100 | 70.3 |
| | 1,600.00 | 017200 | 7.6 |
| | 1,685.22 | 000100 | 29.2 |
| | 1,688.44 | 019500 | 17.4 |
| | 1,700.00 | 000100 | 8.9 |
| | 1,700.00 | 017200 | 6.1 |
| | 1,700.00 | 021100 | 27.1 |
| | 1,700.00 | 024500 | 26.6 |
| | 1,750.00 | 018000 | 1.1 |
| | 1,750.00 | 020800 | 4.3 |
| | 1,800.00 | 000100 | 94.3 |
| | 1,800.00 | 021000 | 96.6 |
| | 1,815.00 | 000100 | 2.0 |
| | 1,900.00 | 000100 | 19.0 |
| | 1,950.00 | 000100 | 2.0 |
| | 2,000.00 | 000100 | 15.6 |
| | 2,000.00 | 022900 | 5.5 |
| | 2,018.33 | 000100 | 6.7 |
| | 2,100.00 | 020800 | 20.5 |
| | 2,133.00 | 000100 | 1.9 |
| | 2,150.00 | 000100 | 3.5 |
| | 2,200.00 | 000100 | 38.5 |
| | 2,200.00 | 025100 | 44.4 |
| | 2,300.00 | 000100 | 9.5 |
| | 2,400.00 | 024800 | 5.5 |
| | 2,500.00 | 000100 | 33.2 |
| | 3,000.00 | 021000 | 8.8 |
| | 6,948.47 | 017200 | 17.3 |
| Wtd. Avg. Base & Total Tons | 1,135.02 | | 4,955.0 |
| Other Red b/ | 600.00 | 017000 | 3.0 |
| | 800.00 | 000100 | 9.6 |
| | 1,000.00 | 017400 | 1.9 |
| | 1,250.00 | 027600 | 3.0 |

| | | | |
|-----------------------------|----------|--------|------|
| | 1,500.00 | 017800 | 6.4 |
| Wtd. Avg. Base & Total Tons | 1,034.73 | | 23.9 |

DISTRICT 02

| WINE GRAPES (WHITE) | | | |
|-----------------------------|----------|--------|-------|
| Chardonnay * | 450.00 | 017200 | 47.6 |
| | 654.10 | 000100 | 314.2 |
| | 800.00 | 013600 | 186.2 |
| | 850.00 | 020800 | 26.3 |
| | 1,043.27 | 000100 | 65.2 |
| | 1,060.00 | 015500 | 137.4 |
| | 1,060.00 | 017000 | 35.7 |
| | 1,200.00 | 013600 | 77.0 |
| Wtd. Avg. Base & Total Tons | 834.26 | | 889.6 |
| Gewurztraminer | 800.00 | 013100 | 86.7 |
| | 1,200.00 | 000100 | 4.4 |
| Wtd. Avg. Base & Total Tons | 819.32 | | 91.1 |
| Muscat Blanc * | 700.00 | 000100 | 5.4 |
| | 900.00 | 000100 | 18.5 |
| | 900.00 | 013600 | 7.9 |
| | 1,000.00 | 000100 | 15.1 |
| | 1,000.00 | 020800 | 11.3 |
| | 1,100.00 | 000100 | 25.6 |
| | 1,100.00 | 012300 | 150.2 |
| | 1,300.00 | 000100 | 45.2 |
| | 1,517.00 | 024500 | 11.5 |
| Wtd. Avg. Base & Total Tons | 1,112.92 | | 290.7 |
| Pinot Blanc | 1,000.00 | 017200 | 20.4 |
| Wtd. Avg. Base & Total Tons | 1,000.00 | | 20.4 |
| Pinot Gris * | 1,300.00 | 000100 | 94.7 |
| Wtd. Avg. Base & Total Tons | 1,300.00 | | 94.7 |
| Roussanne | 1,500.00 | 020800 | 5.4 |
| Wtd. Avg. Base & Total Tons | 1,500.00 | | 5.4 |
| Sauvignon Blanc | 200.00 | 013400 | 5.1 |
| | 600.00 | 000100 | 416.6 |
| | 600.00 | 046400 | 153.2 |
| | 650.00 | 000100 | 57.8 |
| | 650.00 | 013600 | 17.7 |
| | 650.00 | 053300 | 56.2 |
| | 700.00 | 000100 | 39.3 |
| | 700.00 | 013600 | 16.3 |
| | 738.26 | 000100 | 167.2 |
| | 750.00 | 000100 | 323.8 |
| | 750.00 | 017000 | 9.2 |
| | 750.00 | 020800 | 167.7 |
| | 775.00 | 000100 | 8.4 |
| | 800.00 | 000100 | 387.0 |
| | 800.00 | 013600 | 368.2 |
| | 820.29 | 000100 | 209.9 |
| | 820.29 | 013500 | 43.5 |
| | 820.29 | 013600 | 13.1 |
| | 826.44 | 000100 | 36.0 |
| | 826.45 | 000100 | 95.7 |
| | 830.00 | 020800 | 40.0 |
| | 850.00 | 000100 | 92.2 |
| | 850.00 | 014100 | 50.8 |
| | 850.00 | 017000 | 158.1 |
| | 850.00 | 019050 | 23.6 |
| | 850.00 | 020800 | 115.2 |
| | 860.00 | 013100 | 83.2 |
| | 874.83 | 013600 | 68.4 |
| | 890.96 | 013400 | 117.6 |
| | 900.00 | 000100 | 34.3 |
| | 900.00 | 009500 | 23.1 |

TABLE 8: BASE PRICE PAID TO GROWERS FOR GRAPES CRUSHED AND DELIVERED TO CALIFORNIA PROCESSORS FROM THE 2005 CROP WITH BRIX FACTORS AND PURCHASED TONNAGE, BY TYPE, VARIETY, REPORTING DISTRICT WHERE GROWN, AND WEIGHTED AVERAGE BASE PRICE.

| District, Type, and Variety | Base Price Per Ton | Brix Factors | Tons |
|--------------------------------|-----------------------|-----------------|------|
| | Dollars | Code a/ | |

| District, Type, and Variety | Base Price Per Ton | Brix Factors | Tons |
|--------------------------------|-----------------------|-----------------|------|
| | Dollars | Code a/ | |

DISTRICT 02 (Cont'd.)

| | | | |
|---------------------------|----------|--------|-------|
| Sauvignon Blanc (Cont'd.) | 900.00 | 013500 | 163.1 |
| | 900.00 | 014100 | 21.9 |
| | 900.00 | 017000 | 44.8 |
| | 900.00 | 017200 | 279.8 |
| | 900.00 | 020800 | 167.5 |
| | 927.00 | 000100 | 18.6 |
| | 950.00 | 000100 | 186.6 |
| | 950.00 | 017000 | 90.4 |
| | 950.00 | 021200 | 20.7 |
| | 1,000.00 | 000100 | 140.6 |
| | 1,000.00 | 012300 | 28.6 |
| | 1,000.00 | 013800 | 26.7 |
| | 1,050.00 | 000100 | 5.2 |
| | 1,100.00 | 000100 | 21.4 |
| | 1,150.00 | 000100 | 47.1 |
| | 1,150.00 | 023770 | 10.2 |
| | 1,200.00 | 000100 | 80.7 |
| | 1,400.00 | 000100 | 2.0 |
| | 1,566.24 | 000100 | 151.4 |
| | 2,900.00 | 000100 | 17.0 |

Wtd. Avg. Base & Total Tons 850.30 4,922.7

| | | | |
|----------|----------|--------|------|
| Semillon | 200.00 | 012500 | 1.8 |
| | 700.00 | 000100 | 14.2 |
| | 750.00 | 012500 | 84.0 |
| | 818.36 | 013600 | 40.1 |
| | 900.00 | 011100 | 7.3 |
| | 1,200.00 | 000100 | 11.0 |

Wtd. Avg. Base & Total Tons 794.74 158.4

| | | | |
|----------|----------|--------|------|
| Viognier | 1,200.00 | 020800 | 53.8 |
| | 1,400.00 | 024800 | 2.5 |
| | 1,600.00 | 024800 | 11.4 |

Wtd. Avg. Base & Total Tons 1,274.74 67.7

| | | | |
|------------------|----------|--------|------|
| White Riesling * | 1,000.00 | 012500 | 21.2 |
| | 1,000.00 | 017000 | 11.0 |
| | 1,100.00 | 020600 | 28.1 |
| | 1,200.00 | 000100 | 2.4 |

Wtd. Avg. Base & Total Tons 1,052.47 62.7

WINE GRAPES (RED)

| | | | |
|---------|----------|--------|------|
| Barbera | 900.00 | 000100 | 0.5 |
| | 900.00 | 024800 | 8.4 |
| | 1,200.00 | 000100 | 7.1 |
| | 1,200.00 | 013600 | 2.5 |
| | 1,200.00 | 024500 | 8.0 |
| | 1,500.00 | 022900 | 16.3 |
| | 1,850.00 | 000100 | 15.1 |
| | 2,334.00 | 000100 | 3.0 |
| | 2,533.00 | 000100 | 3.0 |

Wtd. Avg. Base & Total Tons 1,504.16 63.9

| | | | |
|----------------|----------|--------|-------|
| Cabernet Franc | 950.00 | 000100 | 1.9 |
| | 950.00 | 023100 | 32.1 |
| | 1,000.00 | 000100 | 13.9 |
| | 1,200.00 | 000100 | 8.9 |
| | 1,300.00 | 024500 | 7.9 |
| | 1,400.00 | 024800 | 5.5 |
| | 1,650.00 | 024800 | 16.4 |
| | 1,730.00 | 025300 | 2.2 |
| | 1,757.00 | 000100 | 125.4 |
| | 1,800.00 | 000100 | 91.0 |
| | 2,150.00 | 000100 | 64.0 |
| | 2,200.00 | 000100 | 4.9 |
| | 2,226.70 | 000100 | 79.8 |
| | 2,300.00 | 000100 | 31.1 |
| | 2,300.00 | 017600 | 51.4 |
| | 2,546.46 | 000100 | 29.2 |

Wtd. Avg. Base & Total Tons 1,909.51 565.6

| | | | |
|--------------------|----------|--------|---------|
| Cabernet Sauvignon | 500.00 | 057700 | 88.3 |
| | 653.04 | 024300 | 234.5 |
| | 750.00 | 024300 | 45.0 |
| | 800.00 | 000100 | 181.4 |
| | 800.00 | 013600 | 86.5 |
| | 800.00 | 026500 | 10.0 |
| | 825.00 | 000100 | 74.4 |
| | 850.00 | 000100 | 53.5 |
| | 850.00 | 029800 | 11.1 |
| | 900.00 | 000100 | 89.2 |
| | 900.00 | 013600 | 21.4 |
| | 900.00 | 013800 | 21.8 |
| | 900.00 | 014100 | 23.1 |
| | 950.00 | 000100 | 44.2 |
| | 950.00 | 023100 | 369.3 |
| | 967.00 | 000100 | 9.7 |
| | 996.17 | 017000 | 249.0 |
| | 1,000.00 | 000100 | 297.2 |
| | 1,000.00 | 014100 | 130.9 |
| | 1,000.00 | 022800 | 9.6 |
| | 1,100.00 | 000100 | 71.8 |
| | 1,100.00 | 017200 | 28.9 |
| | 1,200.00 | 000100 | 39.4 |
| | 1,200.00 | 024500 | 7.0 |
| | 1,200.00 | 026500 | 38.3 |
| | 1,250.00 | 026500 | 178.3 |
| | 1,300.00 | 000100 | 17.2 |
| | 1,350.00 | 017200 | 70.0 |
| | 1,400.00 | 000100 | 157.4 |
| | 1,400.00 | 021200 | 18.9 |
| | 1,400.00 | 025100 | 10.4 |
| | 1,461.26 | 000100 | 545.1 |
| | 1,461.26 | 017200 | 32.3 |
| | 1,500.00 | 000100 | 353.7 |
| | 1,500.00 | 013600 | 15.0 |
| | 1,500.00 | 017400 | 314.1 |
| | 1,500.00 | 021200 | 2.0 |
| | 1,500.00 | 025100 | 15.8 |
| | 1,507.51 | 000100 | 54.3 |
| | 1,507.53 | 000100 | 42.0 |
| | 1,511.81 | 000100 | 209.5 |
| | 1,511.81 | 020800 | 214.0 |
| | 1,550.00 | 000100 | 134.2 |
| | 1,600.00 | 026500 | 22.7 |
| | 1,624.50 | 020800 | 104.6 |
| | 1,686.96 | 000100 | 77.4 |
| | 1,687.40 | 000100 | 40.5 |
| | 1,730.00 | 025300 | 46.5 |
| | 1,750.00 | 000100 | 37.9 |
| | 1,766.65 | 000100 | 43.5 |
| | 1,767.00 | 000100 | 80.9 |
| | 1,800.00 | 014500 | 28.1 |
| | 1,802.01 | 000100 | 26.9 |
| | 1,870.00 | 000100 | 52.0 |
| | 1,900.00 | 000100 | 48.6 |
| | 2,000.00 | 000100 | 206.4 |
| | 2,000.00 | 026500 | 125.7 |
| | 2,023.15 | 000100 | 210.5 |
| | 2,043.09 | 017000 | 138.3 |
| | 2,077.57 | 000100 | 13.4 |
| | 2,100.00 | 000100 | 85.4 |
| | 2,150.00 | 000100 | 1,039.0 |
| | 2,200.00 | 000100 | 44.2 |
| | 2,241.83 | 000100 | 402.7 |
| | 2,360.35 | 000100 | 34.9 |
| | 2,400.00 | 000100 | 3.9 |
| | 2,478.37 | 017200 | 53.2 |

Wtd. Avg. Base & Total Tons 1,528.53 7,586.9

Carmenere 1,000.00 014100 1.9

Wtd. Avg. Base & Total Tons 1,000.00 1.9

Counoise 1,650.00 027800 1.9

Wtd. Avg. Base & Total Tons 1,650.00 1.9

TABLE 8: BASE PRICE PAID TO GROWERS FOR GRAPES CRUSHED AND DELIVERED TO CALIFORNIA PROCESSORS FROM THE 2005 CROP WITH BRIX FACTORS AND PURCHASED TONNAGE, BY TYPE, VARIETY, REPORTING DISTRICT WHERE GROWN, AND WEIGHTED AVERAGE BASE PRICE.

| District, Type, and Variety | Base Price Per Ton | Brix Factors | Tons | District, Type, and Variety | Base Price Per Ton | Brix Factors | Tons | |
|--------------------------------|-----------------------------|-----------------|----------|--------------------------------|-----------------------------|-----------------|---------|-------|
| | Dollars | Code a/ | | | Dollars | Code a/ | | |
| DISTRICT 02 (Cont'd.) | | | | | 900.00 | 014100 | 7.3 | |
| Grenache * | 1,200.00 | 000100 | 1.1 | | 1,000.00 | 000100 | 11.7 | |
| | 1,200.00 | 013600 | 1.9 | | 1,000.00 | 014100 | 93.8 | |
| | 1,400.00 | 027800 | 12.8 | | 1,000.00 | 022900 | 5.0 | |
| | 2,400.00 | 000100 | 5.9 | | 1,100.00 | 014100 | 117.6 | |
| | | | | | 1,200.00 | 000100 | 9.9 | |
| Wtd. Avg. Base & Total Tons | 1,644.24 | | 21.7 | | 1,200.00 | 013600 | 14.8 | |
| Malbec | 1,000.00 | 014100 | 0.2 | | 1,200.00 | 014100 | 10.9 | |
| | 1,100.00 | 024500 | 14.0 | | 1,300.00 | 000100 | 24.9 | |
| | 1,200.00 | 000100 | 0.8 | | 1,300.00 | 022900 | 23.3 | |
| | 1,300.00 | 000100 | 1.6 | | 1,350.00 | 017200 | 11.8 | |
| | 1,400.00 | 024500 | 8.0 | | 1,400.00 | 067980 | 54.9 | |
| | 1,500.00 | 067980 | 11.3 | | 1,484.04 | 000100 | 100.5 | |
| | 1,800.00 | 000100 | 20.9 | | 1,484.04 | 017200 | 202.6 | |
| | 2,000.00 | 000100 | 20.5 | | 1,484.04 | 017300 | 86.3 | |
| | | | | | 1,494.97 | 000100 | 10.2 | |
| | | | | | 1,500.00 | 000100 | 10.7 | |
| Wtd. Avg. Base & Total Tons | 1,622.38 | | 77.3 | | 1,500.00 | 017400 | 227.0 | |
| Mataro * | 1,200.00 | 000100 | 7.7 | | 1,500.00 | 027800 | 5.4 | |
| | 1,200.00 | 013600 | 3.9 | | 1,600.00 | 000100 | 6.0 | |
| | 1,500.00 | 000100 | 7.2 | | 1,700.00 | 000100 | 10.4 | |
| | | | | | 1,800.00 | 000100 | 10.4 | |
| | | | | | 1,800.00 | 022800 | 8.9 | |
| Wtd. Avg. Base & Total Tons | 1,314.89 | | 18.8 | | 1,900.00 | 000100 | 2.0 | |
| Merlot | 800.00 | 013600 | 181.9 | | 2,000.00 | 000100 | 13.3 | |
| | 900.00 | 000100 | 68.6 | Wtd. Avg. Base & Total Tons | 1,362.88 | | 1,122.0 | |
| | 900.00 | 067980 | 48.6 | Pinot Noir | 1,800.00 | 000100 | 97.5 | |
| | 950.00 | 000100 | 10.8 | | 1,975.00 | 013600 | 75.9 | |
| | 950.00 | 024300 | 100.3 | | 2,250.00 | 013600 | 113.0 | |
| | 1,000.00 | 000100 | 233.5 | | Wtd. Avg. Base & Total Tons | 2,023.93 | | 286.4 |
| | 1,000.00 | 014100 | 21.8 | | Primitivo | 1,200.00 | 000100 | 20.2 |
| | 1,000.00 | 021000 | 0.9 | 3,000.00 | | 000100 | 14.3 | |
| | 1,012.22 | 000100 | 91.9 | Wtd. Avg. Base & Total Tons | | 1,946.09 | | 34.5 |
| | 1,062.30 | 000100 | 9.0 | Souzao | | 800.00 | 000100 | 1.2 |
| | 1,100.00 | 000100 | 40.6 | | | 900.00 | 017600 | 1.4 |
| | 1,115.91 | 000100 | 56.4 | | Wtd. Avg. Base & Total Tons | 853.85 | | 2.6 |
| | 1,115.91 | 017400 | 125.4 | | Syrah * | 500.00 | 000100 | 2.2 |
| | 1,150.00 | 000100 | 69.9 | | | 500.00 | 025100 | 3.8 |
| | 1,200.00 | 013600 | 17.5 | 500.00 | | 057700 | 16.0 | |
| | 1,200.00 | 017000 | 75.5 | 625.00 | | 002300 | 49.8 | |
| | 1,200.00 | 024500 | 14.0 | 700.00 | | 013800 | 12.4 | |
| | 1,263.22 | 000100 | 66.9 | 800.00 | | 000100 | 192.6 | |
| | 1,300.00 | 022900 | 20.0 | 800.00 | | 013600 | 32.1 | |
| | 1,350.00 | 000100 | 48.1 | 896.61 | | 000100 | 45.2 | |
| 1,400.00 | 025100 | 10.4 | 900.00 | 025100 | | 6.6 | | |
| 1,458.74 | 000100 | 60.2 | 950.00 | 067980 | | 19.8 | | |
| 1,500.00 | 013600 | 15.0 | 1,000.00 | 000100 | | 1.8 | | |
| 1,600.00 | 000100 | 11.6 | 1,000.00 | 019000 | | 239.8 | | |
| 1,750.00 | 000100 | 0.6 | 1,166.88 | 000100 | | 13.5 | | |
| 1,750.00 | 017600 | 46.8 | 1,250.00 | 017200 | | 5.3 | | |
| 1,800.00 | 000100 | 56.3 | 1,250.00 | 025100 | | 23.1 | | |
| 2,200.00 | 025100 | 26.5 | 1,300.00 | 000100 | 5.3 | | | |
| Wtd. Avg. Base & Total Tons | 1,133.50 | | 1,529.0 | 1,400.00 | 000100 | 14.6 | | |
| Nebbiolo | 1,400.00 | 024500 | 3.0 | 1,400.00 | 021500 | 31.9 | | |
| | 2,503.00 | 000100 | 2.0 | 1,400.00 | 025100 | 83.8 | | |
| | Wtd. Avg. Base & Total Tons | 1,841.20 | | 1,400.00 | 000100 | 13.4 | | |
| Petit Verdot | 200.00 | 067980 | 3.4 | 1,552.00 | 025300 | 13.4 | | |
| | 1,000.00 | 000100 | 17.3 | 1,650.00 | 025100 | 38.2 | | |
| | 1,100.00 | 024500 | 10.3 | 1,800.00 | 000100 | 12.0 | | |
| | 1,200.00 | 013600 | 7.3 | 1,980.00 | 000100 | 24.0 | | |
| | 1,500.00 | 000100 | 4.2 | 2,200.00 | 000100 | 42.1 | | |
| | 1,500.00 | 067980 | 18.0 | 2,300.00 | 000100 | 72.8 | | |
| | 1,730.00 | 025300 | 2.0 | 2,300.00 | 026500 | 5.0 | | |
| | 1,800.00 | 000100 | 4.4 | 2,400.00 | 000100 | 20.6 | | |
| | 2,000.00 | 000100 | 12.8 | 2,500.00 | 000100 | 20.8 | | |
| | 2,003.30 | 000100 | 18.2 | 2,500.00 | 021500 | 9.4 | | |
| | 2,200.00 | 000100 | 3.2 | Wtd. Avg. Base & Total Tons | 1,254.80 | | 1,057.9 | |
| | Wtd. Avg. Base & Total Tons | 1,501.98 | | 101.1 | Tempranillo * | 900.00 | 017600 | 4.1 |
| | Petite Sirah | 200.00 | 067980 | 2.6 | | 1,487.06 | 000100 | 6.0 |
| | | 850.00 | 021000 | 33.7 | | 2,000.00 | 000100 | 13.8 |
| | | 850.00 | 025100 | 6.1 | | | | |

TABLE 8: BASE PRICE PAID TO GROWERS FOR GRAPES CRUSHED AND DELIVERED TO CALIFORNIA PROCESSORS FROM THE 2005 CROP WITH BRIX FACTORS AND PURCHASED TONNAGE, BY TYPE, VARIETY, REPORTING DISTRICT WHERE GROWN, AND WEIGHTED AVERAGE BASE PRICE.

| District, Type, and Variety | Base Price Per Ton | Brix Factors | Tons | District, Type, and Variety | Base Price Per Ton | Brix Factors | Tons |
|--------------------------------|-----------------------|-----------------|---------|--------------------------------|-----------------------|-----------------|---------|
| | Dollars | Code a/ | | | Dollars | Code a/ | |
| DISTRICT 02 (Cont'd.) | | | | | | | |
| Tempranillo * (Cont'd.) | 3,000.00 | 000100 | 14.4 | | 471.49 | 000100 | 1.8 |
| | | | | | 500.00 | 000100 | 27.0 |
| | | | | | 500.00 | 020800 | 140.0 |
| | | | | | 500.00 | 024500 | 303.0 |
| Wtd. Avg. Base & Total Tons | 2,177.87 | | 38.3 | | 500.13 | 020800 | 5.6 |
| | | | | | 550.00 | 020800 | 303.0 |
| Tinta Cao | 800.00 | 000100 | 1.3 | | 600.00 | 013800 | 11.4 |
| | 900.00 | 017600 | 1.3 | | 600.00 | 024500 | 239.9 |
| | | | | | 605.23 | 024500 | 17.7 |
| Wtd. Avg. Base & Total Tons | 850.00 | | 2.6 | | 700.00 | 000100 | 14.6 |
| | | | | | 700.00 | 017200 | 1.6 |
| Tinta Madeira | 800.00 | 000100 | 0.8 | | 725.43 | 024500 | 25.6 |
| | | | | | 750.00 | 020800 | 56.5 |
| Wtd. Avg. Base & Total Tons | 800.00 | | 0.8 | | 750.00 | 021000 | 23.0 |
| | | | | | 750.00 | 024500 | 58.0 |
| Touriga Nacional * | 800.00 | 000100 | 1.5 | | 751.47 | 024500 | 23.2 |
| | 900.00 | 017600 | 1.3 | | 756.21 | 000100 | 77.3 |
| | | | | | 767.91 | 000100 | 487.7 |
| Wtd. Avg. Base & Total Tons | 846.43 | | 2.8 | | 800.00 | 000100 | 61.3 |
| | | | | | 800.00 | 021200 | 29.8 |
| Trousseau * | 900.00 | 017600 | 2.0 | | 800.00 | 022700 | 209.4 |
| | | | | | 837.11 | 021000 | 11.7 |
| Wtd. Avg. Base & Total Tons | 900.00 | | 2.0 | | 882.19 | 000100 | 108.9 |
| | | | | | 900.00 | 000100 | 1.1 |
| Zinfandel | 400.00 | 037600 | 42.5 | | 931.50 | 000100 | 20.0 |
| | 500.00 | 057700 | 25.1 | | 959.69 | 000100 | 67.1 |
| | 550.00 | 000100 | 85.8 | | 1,000.00 | 000100 | 595.9 |
| | 550.00 | 007200 | 623.9 | | 1,000.00 | 017200 | 13.9 |
| | 550.00 | 017200 | 46.1 | | 1,000.00 | 017300 | 48.1 |
| | 800.00 | 000100 | 78.2 | | 1,000.00 | 020800 | 3.4 |
| | 800.00 | 013800 | 17.6 | | 1,000.00 | 021200 | 154.1 |
| | 800.00 | 019100 | 49.7 | | 1,000.00 | 024500 | 1.5 |
| | 800.00 | 020600 | 13.4 | | 1,016.23 | 000100 | 477.2 |
| | 800.00 | 024500 | 31.4 | | 1,051.88 | 000100 | 60.8 |
| | 900.00 | 017400 | 19.3 | | 1,100.00 | 000100 | 826.8 |
| | 900.00 | 023200 | 106.4 | | 1,100.00 | 021200 | 109.8 |
| | 900.00 | 024500 | 7.5 | | 1,100.00 | 021500 | 1.5 |
| | 1,000.00 | 000100 | 46.7 | | 1,100.00 | 053000 | 179.9 |
| | 1,000.00 | 019000 | 101.8 | | 1,100.00 | 053300 | 19.4 |
| | 1,000.00 | 026700 | 7.6 | | 1,100.00 | 053390 | 117.9 |
| | 1,100.00 | 022600 | 10.1 | | 1,119.54 | 018000 | 9.8 |
| | 1,200.00 | 000100 | 44.7 | | 1,120.00 | 000100 | 34.0 |
| | 1,300.00 | 000100 | 153.9 | | 1,138.00 | 017300 | 9.2 |
| | 1,400.00 | 000100 | 66.5 | | 1,139.00 | 017300 | 17.2 |
| | 1,400.00 | 025100 | 52.2 | | 1,141.31 | 000100 | 51.2 |
| | 1,500.00 | 025400 | 8.5 | | 1,150.00 | 021200 | 32.0 |
| | 1,500.00 | 060810 | 18.3 | | 1,150.00 | 024300 | 22.2 |
| | 1,600.00 | 000100 | 4.8 | | 1,150.00 | 053000 | 131.3 |
| | 1,771.11 | 000100 | 4.8 | | 1,150.00 | 053300 | 80.0 |
| | 1,800.00 | 000100 | 46.4 | | 1,150.00 | 053390 | 8.3 |
| | 1,900.00 | 013600 | 5.2 | | 1,150.00 | 058000 | 24.6 |
| | 1,980.00 | 021500 | 22.6 | | 1,153.66 | 000100 | 36.6 |
| | 2,000.00 | 000100 | 38.1 | | 1,175.00 | 031800 | 6.2 |
| | 2,000.00 | 022600 | 3.0 | | 1,181.91 | 000100 | 68.0 |
| | 2,000.00 | 022900 | 4.7 | | 1,189.93 | 000100 | 174.8 |
| | 2,200.00 | 025100 | 6.1 | | 1,200.00 | 000100 | 1,609.2 |
| | 2,500.00 | 000100 | 78.5 | | 1,200.00 | 013600 | 1.6 |
| | 2,650.00 | 000100 | 1.0 | | 1,200.00 | 020800 | 277.1 |
| | 3,000.00 | 000100 | 49.7 | | 1,200.00 | 022800 | 12.2 |
| | | | | | 1,200.00 | 022900 | 44.3 |
| Wtd. Avg. Base & Total Tons | 1,015.56 | | 1,922.1 | | 1,200.00 | 024500 | 29.8 |
| | | | | | 1,210.00 | 000100 | 10.2 |
| | | | | | 1,217.95 | 011300 | 12.1 |
| DISTRICT 03 | | | | | | | |
| WINE GRAPES (WHITE) | | | | | | | |
| Arneis | 1,800.00 | 001900 | 19.3 | | 1,223.00 | 000100 | 68.6 |
| | 2,361.97 | 000100 | 33.9 | | 1,248.82 | 000100 | 139.6 |
| | | | | | 1,248.97 | 000100 | 41.4 |
| Wtd. Avg. Base & Total Tons | 2,158.10 | | 53.2 | | 1,250.00 | 000100 | 308.5 |
| | | | | | 1,250.00 | 020800 | 22.0 |
| | | | | | 1,250.00 | 021200 | 88.6 |
| | | | | | 1,250.00 | 057900 | 146.0 |
| | | | | | 1,250.00 | 059700 | 114.9 |
| Chardonnay * | 120.00 | 017400 | 9.1 | | 1,259.78 | 000100 | 200.4 |
| | 200.00 | 000100 | 10.2 | | 1,300.00 | 000100 | 452.5 |
| | 200.00 | 067980 | 2.3 | | 1,300.00 | 017200 | 7.4 |
| | 250.00 | 000100 | 151.4 | | 1,300.00 | 017300 | 53.3 |
| | 300.00 | 000100 | 14.3 | | 1,300.00 | 019100 | 23.6 |
| | 300.00 | 016300 | 17.4 | | 1,300.00 | 020800 | 81.8 |
| | 330.21 | 000100 | 33.4 | | 1,300.00 | 021000 | 24.4 |
| | 400.00 | 000100 | 6.7 | | 1,300.00 | 024500 | 11.3 |
| | | | | | 1,300.00 | 064175 | 91.1 |

TABLE 8: BASE PRICE PAID TO GROWERS FOR GRAPES CRUSHED AND DELIVERED TO CALIFORNIA PROCESSORS FROM THE 2005 CROP WITH BRIX FACTORS AND PURCHASED TONNAGE, BY TYPE, VARIETY, REPORTING DISTRICT WHERE GROWN, AND WEIGHTED AVERAGE BASE PRICE.

| District, Type, and Variety | Base Price Per Ton | Brix Factors | Tons |
|--------------------------------|-----------------------|-----------------|------|
| | Dollars | Code a/ | |

| District, Type, and Variety | Base Price Per Ton | Brix Factors | Tons |
|--------------------------------|-----------------------|-----------------|------|
| | Dollars | Code a/ | |

DISTRICT 03 (Cont'd.)

| | | | |
|------------------------|----------|--------|---------|
| Chardonnay * (Cont'd.) | 1,305.88 | 000100 | 56.3 |
| | 1,318.83 | 024500 | 20.9 |
| | 1,324.95 | 000100 | 48.5 |
| | 1,332.19 | 000100 | 41.5 |
| | 1,350.00 | 000100 | 16.8 |
| | 1,350.00 | 014000 | 13.6 |
| | 1,350.00 | 021200 | 36.7 |
| | 1,350.00 | 022700 | 71.3 |
| | 1,350.00 | 024500 | 45.1 |
| | 1,350.00 | 052900 | 101.0 |
| | 1,350.00 | 056900 | 151.1 |
| | 1,352.09 | 024300 | 24.5 |
| | 1,358.35 | 013800 | 50.9 |
| | 1,368.86 | 021000 | 22.8 |
| | 1,375.00 | 020800 | 120.7 |
| | 1,377.44 | 024500 | 23.0 |
| | 1,400.00 | 000100 | 2,148.1 |
| | 1,400.00 | 013600 | 52.4 |
| | 1,400.00 | 017200 | 89.5 |
| | 1,400.00 | 018000 | 12.7 |
| | 1,400.00 | 018800 | 19.8 |
| | 1,400.00 | 019000 | 25.0 |
| | 1,400.00 | 019200 | 23.3 |
| | 1,400.00 | 020800 | 283.3 |
| | 1,400.00 | 021200 | 59.6 |
| | 1,400.00 | 064380 | 22.5 |
| | 1,401.96 | 000100 | 58.0 |
| | 1,410.55 | 000100 | 181.3 |
| | 1,414.00 | 019100 | 42.0 |
| | 1,418.54 | 000100 | 74.4 |
| | 1,425.00 | 017000 | 166.9 |
| | 1,440.00 | 017100 | 320.6 |
| | 1,450.00 | 000100 | 198.3 |
| | 1,450.00 | 017300 | 26.1 |
| | 1,450.00 | 021200 | 100.0 |
| | 1,450.00 | 053350 | 93.5 |
| | 1,461.65 | 000100 | 53.2 |
| | 1,483.22 | 000100 | 228.3 |
| | 1,500.00 | 000100 | 1,822.3 |
| | 1,500.00 | 013600 | 22.4 |
| | 1,500.00 | 017200 | 178.7 |
| | 1,500.00 | 019000 | 695.2 |
| | 1,500.00 | 019100 | 9.1 |
| | 1,500.00 | 020800 | 1,820.3 |
| | 1,500.00 | 021200 | 380.0 |
| | 1,500.00 | 022700 | 59.5 |
| | 1,500.00 | 024500 | 247.9 |
| | 1,500.00 | 052950 | 276.0 |
| | 1,503.04 | 000100 | 666.8 |
| | 1,505.66 | 000100 | 62.7 |
| | 1,515.00 | 017200 | 15.7 |
| | 1,515.00 | 019100 | 52.2 |
| | 1,525.00 | 024500 | 303.1 |
| | 1,550.00 | 000100 | 672.2 |
| | 1,550.00 | 019000 | 22.4 |
| | 1,550.00 | 019100 | 9.3 |
| | 1,550.00 | 024500 | 165.1 |
| | 1,550.00 | 057700 | 109.8 |
| | 1,560.00 | 017100 | 217.4 |
| | 1,567.00 | 000100 | 84.3 |
| | 1,567.28 | 000100 | 2,986.9 |
| | 1,567.28 | 008000 | 1,014.9 |
| | 1,567.28 | 017200 | 394.8 |
| | 1,567.28 | 024800 | 3.7 |
| | 1,568.74 | 000100 | 62.2 |
| | 1,571.00 | 000100 | 3.0 |
| | 1,574.00 | 022900 | 7.4 |
| | 1,574.72 | 000100 | 200.9 |
| | 1,574.72 | 013800 | 200.1 |
| | 1,574.72 | 022700 | 10.5 |
| | 1,575.00 | 000100 | 181.6 |
| | 1,575.00 | 017200 | 27.6 |
| | 1,575.00 | 022700 | 100.2 |
| | 1,576.00 | 002300 | 19.3 |
| | 1,576.00 | 021200 | 21.2 |
| | 1,576.15 | 000100 | 70.8 |
| | 1,576.16 | 000100 | 93.3 |

| | | | |
|--|----------|--------|---------|
| | 1,576.16 | 013800 | 77.7 |
| | 1,577.86 | 000100 | 72.2 |
| | 1,595.00 | 022700 | 101.5 |
| | 1,595.54 | 018000 | 12.0 |
| | 1,595.74 | 021500 | 9.4 |
| | 1,600.00 | 000100 | 1,075.1 |
| | 1,600.00 | 013800 | 112.0 |
| | 1,600.00 | 017100 | 314.6 |
| | 1,600.00 | 017200 | 60.0 |
| | 1,600.00 | 019000 | 99.5 |
| | 1,600.00 | 019100 | 65.8 |
| | 1,600.00 | 020800 | 726.0 |
| | 1,600.00 | 021000 | 108.8 |
| | 1,600.00 | 021200 | 61.8 |
| | 1,600.00 | 022700 | 1,023.9 |
| | 1,600.00 | 022800 | 4.2 |
| | 1,600.00 | 024300 | 328.0 |
| | 1,600.00 | 024500 | 240.2 |
| | 1,600.00 | 024800 | 6.7 |
| | 1,610.00 | 017300 | 58.2 |
| | 1,614.30 | 000100 | 6.6 |
| | 1,620.00 | 024500 | 41.0 |
| | 1,625.00 | 000100 | 296.2 |
| | 1,625.00 | 024500 | 38.0 |
| | 1,625.00 | 059520 | 18.3 |
| | 1,638.04 | 008400 | 21.5 |
| | 1,640.00 | 019300 | 21.6 |
| | 1,643.30 | 000100 | 23.6 |
| | 1,645.64 | 000100 | 728.6 |
| | 1,645.64 | 013500 | 35.8 |
| | 1,645.64 | 017200 | 355.3 |
| | 1,645.64 | 021000 | 25.6 |
| | 1,648.76 | 000100 | 71.4 |
| | 1,650.00 | 000100 | 81.1 |
| | 1,650.00 | 017000 | 95.8 |
| | 1,650.00 | 019000 | 31.2 |
| | 1,650.00 | 019100 | 11.5 |
| | 1,650.00 | 021000 | 230.9 |
| | 1,650.00 | 024500 | 184.4 |
| | 1,650.00 | 024800 | 2.0 |
| | 1,650.00 | 057700 | 65.5 |
| | 1,654.96 | 000100 | 10.7 |
| | 1,654.97 | 000100 | 236.9 |
| | 1,674.00 | 000100 | 20.5 |
| | 1,688.66 | 000100 | 54.2 |
| | 1,700.00 | 000100 | 734.8 |
| | 1,700.00 | 004050 | 12.3 |
| | 1,700.00 | 017300 | 757.8 |
| | 1,700.00 | 019100 | 13.1 |
| | 1,700.00 | 020400 | 108.9 |
| | 1,700.00 | 020800 | 114.4 |
| | 1,700.00 | 021000 | 115.5 |
| | 1,700.00 | 024500 | 28.3 |
| | 1,700.00 | 026500 | 45.1 |
| | 1,700.00 | 067980 | 151.9 |
| | 1,710.00 | 000100 | 138.2 |
| | 1,715.00 | 000100 | 94.4 |
| | 1,724.01 | 000100 | 710.3 |
| | 1,724.01 | 013600 | 149.0 |
| | 1,725.00 | 000100 | 241.4 |
| | 1,725.00 | 017200 | 359.7 |
| | 1,726.54 | 000100 | 41.8 |
| | 1,726.62 | 000100 | 29.7 |
| | 1,732.19 | 000100 | 110.4 |
| | 1,732.19 | 007600 | 77.0 |
| | 1,732.19 | 024800 | 21.8 |
| | 1,733.78 | 000100 | 790.1 |
| | 1,750.00 | 000100 | 20.2 |
| | 1,750.00 | 008700 | 51.2 |
| | 1,750.00 | 009000 | 20.6 |
| | 1,750.00 | 020800 | 4.2 |
| | 1,750.00 | 021000 | 67.9 |
| | 1,750.00 | 024500 | 136.1 |
| | 1,757.50 | 000100 | 679.2 |
| | 1,786.00 | 017200 | 48.1 |
| | 1,799.81 | 000100 | 336.7 |
| | 1,800.00 | 000100 | 1,102.6 |
| | 1,800.00 | 001900 | 63.3 |
| | 1,800.00 | 002200 | 5.2 |
| | 1,800.00 | 007800 | 22.3 |

TABLE 8: BASE PRICE PAID TO GROWERS FOR GRAPES CRUSHED AND DELIVERED TO CALIFORNIA PROCESSORS FROM THE 2005 CROP WITH BRIX FACTORS AND PURCHASED TONNAGE, BY TYPE, VARIETY, REPORTING DISTRICT WHERE GROWN, AND WEIGHTED AVERAGE BASE PRICE.

| District, Type, and Variety | Base Price Per Ton | Brix Factors | Tons |
|--------------------------------|-----------------------|-----------------|------|
| | Dollars | Code a/ | |

| District, Type, and Variety | Base Price Per Ton | Brix Factors | Tons |
|--------------------------------|-----------------------|-----------------|------|
| | Dollars | Code a/ | |

DISTRICT 03 (Cont'd.)

| | | | |
|------------------------|----------|--------|---------|
| Chardonnay * (Cont'd.) | 1,800.00 | 014100 | 21.2 |
| | 1,800.00 | 015900 | 9.8 |
| | 1,800.00 | 017200 | 19.2 |
| | 1,800.00 | 021000 | 44.4 |
| | 1,800.00 | 022900 | 25.1 |
| | 1,800.00 | 024500 | 37.9 |
| | 1,800.00 | 047000 | 137.1 |
| | 1,800.00 | 067980 | 25.0 |
| | 1,802.37 | 000100 | 347.0 |
| | 1,802.37 | 017200 | 90.5 |
| | 1,804.79 | 000100 | 18.8 |
| | 1,812.58 | 000100 | 134.1 |
| | 1,825.00 | 020400 | 35.6 |
| | 1,837.52 | 000100 | 131.2 |
| | 1,842.60 | 000100 | 54.2 |
| | 1,850.00 | 000100 | 56.3 |
| | 1,850.00 | 008400 | 44.2 |
| | 1,850.00 | 017200 | 27.6 |
| | 1,850.00 | 024800 | 10.6 |
| | 1,867.75 | 000100 | 40.8 |
| | 1,889.66 | 000100 | 228.9 |
| | 1,891.74 | 000100 | 9.2 |
| | 1,900.00 | 000100 | 723.9 |
| | 1,900.00 | 002300 | 101.6 |
| | 1,900.00 | 008400 | 62.6 |
| | 1,900.00 | 020800 | 3.0 |
| | 1,900.00 | 024300 | 13.9 |
| | 1,925.00 | 000100 | 49.6 |
| | 1,942.00 | 022900 | 4.5 |
| | 1,948.43 | 000100 | 57.2 |
| | 1,950.00 | 000100 | 157.8 |
| | 1,950.00 | 002300 | 25.5 |
| | 1,950.00 | 017200 | 34.7 |
| | 1,955.00 | 019100 | 19.7 |
| | 1,968.40 | 000100 | 60.4 |
| | 2,000.00 | 000100 | 559.0 |
| | 2,000.00 | 009000 | 22.3 |
| | 2,000.00 | 013600 | 65.4 |
| | 2,000.00 | 014500 | 3.3 |
| | 2,000.00 | 015900 | 84.9 |
| | 2,000.00 | 017200 | 37.9 |
| | 2,000.00 | 017800 | 57.6 |
| | 2,000.00 | 020800 | 15.0 |
| | 2,000.00 | 021000 | 59.1 |
| | 2,000.00 | 021200 | 10.2 |
| | 2,000.00 | 022900 | 36.7 |
| | 2,000.00 | 024500 | 67.6 |
| | 2,002.00 | 000100 | 42.0 |
| | 2,003.51 | 000100 | 11.2 |
| | 2,006.42 | 000100 | 65.4 |
| | 2,014.17 | 000100 | 66.7 |
| | 2,036.10 | 000100 | 8.4 |
| | 2,037.46 | 000100 | 19.9 |
| | 2,080.62 | 000100 | 447.4 |
| | 2,086.92 | 000100 | 10.5 |
| | 2,100.00 | 000100 | 1,155.2 |
| | 2,100.00 | 008400 | 7.7 |
| | 2,100.00 | 015900 | 51.2 |
| | 2,100.00 | 021000 | 23.8 |
| | 2,100.00 | 024800 | 27.7 |
| | 2,128.00 | 000100 | 20.9 |
| | 2,150.00 | 000100 | 19.6 |
| | 2,172.19 | 008400 | 1.2 |
| | 2,200.00 | 000100 | 330.5 |
| | 2,200.00 | 011400 | 40.9 |
| | 2,200.00 | 017200 | 20.5 |
| | 2,200.00 | 018000 | 11.1 |
| | 2,200.00 | 020800 | 88.4 |
| | 2,200.00 | 023100 | 3.1 |
| | 2,215.00 | 018900 | 140.0 |
| | 2,225.00 | 017000 | 10.4 |
| | 2,250.00 | 000100 | 32.8 |
| | 2,250.00 | 017200 | 8.1 |
| | 2,250.00 | 017400 | 20.8 |
| | 2,250.00 | 017800 | 4.2 |
| | 2,250.00 | 021500 | 4.4 |
| | 2,251.36 | 018000 | 15.1 |

| | | | |
|--|----------|--------|-------|
| | 2,270.65 | 000100 | 113.9 |
| | 2,285.43 | 000100 | 149.8 |
| | 2,300.00 | 000100 | 102.2 |
| | 2,300.00 | 014500 | 3.4 |
| | 2,300.00 | 017200 | 16.4 |
| | 2,300.00 | 021000 | 1.8 |
| | 2,300.00 | 021500 | 10.4 |
| | 2,300.00 | 023400 | 20.6 |
| | 2,325.00 | 000100 | 10.2 |
| | 2,350.00 | 000100 | 32.7 |
| | 2,350.00 | 018000 | 13.8 |
| | 2,350.00 | 026500 | 8.7 |
| | 2,362.00 | 000100 | 4.7 |
| | 2,363.00 | 021500 | 10.7 |
| | 2,400.00 | 000100 | 51.7 |
| | 2,400.00 | 002300 | 10.1 |
| | 2,400.00 | 017200 | 10.0 |
| | 2,425.00 | 000100 | 2.6 |
| | 2,500.00 | 000100 | 297.6 |
| | 2,500.00 | 013600 | 5.8 |
| | 2,500.00 | 017200 | 11.3 |
| | 2,500.00 | 017300 | 204.7 |
| | 2,500.00 | 017600 | 1.6 |
| | 2,500.00 | 017800 | 20.1 |
| | 2,500.00 | 018000 | 23.7 |
| | 2,500.00 | 019100 | 2.1 |
| | 2,500.00 | 020800 | 3.3 |
| | 2,500.00 | 021000 | 74.7 |
| | 2,500.00 | 024300 | 36.5 |
| | 2,500.00 | 025100 | 5.2 |
| | 2,500.00 | 027600 | 4.1 |
| | 2,514.00 | 000100 | 52.9 |
| | 2,600.00 | 000100 | 15.9 |
| | 2,600.00 | 021000 | 6.4 |
| | 2,700.00 | 000100 | 2.5 |
| | 2,700.00 | 018000 | 10.0 |
| | 2,706.23 | 018000 | 16.0 |
| | 2,738.00 | 000100 | 18.4 |
| | 2,742.00 | 000100 | 1.4 |
| | 2,746.00 | 000100 | 3.8 |
| | 2,750.00 | 000100 | 17.4 |
| | 2,750.00 | 002300 | 37.6 |
| | 2,750.00 | 021000 | 13.1 |
| | 2,800.00 | 000100 | 24.6 |
| | 2,808.02 | 000100 | 1.0 |
| | 2,831.00 | 024600 | 10.0 |
| | 2,850.00 | 000100 | 20.7 |
| | 2,895.15 | 000100 | 64.3 |
| | 2,900.00 | 021500 | 3.5 |
| | 3,000.00 | 000100 | 146.9 |
| | 3,000.00 | 017200 | 58.2 |
| | 3,000.00 | 018000 | 4.4 |
| | 3,000.00 | 021000 | 3.2 |
| | 3,000.00 | 021500 | 14.2 |
| | 3,050.00 | 002000 | 23.7 |
| | 3,114.69 | 021500 | 20.4 |
| | 3,150.00 | 000100 | 4.8 |
| | 3,164.07 | 024500 | 27.7 |
| | 3,200.00 | 000100 | 47.5 |
| | 3,200.00 | 021600 | 7.9 |
| | 3,200.09 | 000100 | 5.0 |
| | 3,202.47 | 000100 | 24.0 |
| | 3,300.00 | 000100 | 77.4 |
| | 3,400.00 | 000100 | 20.3 |
| | 3,425.00 | 017400 | 124.9 |
| | 3,500.00 | 000100 | 57.6 |
| | 3,500.00 | 017200 | 19.7 |
| | 3,500.00 | 021000 | 2.6 |
| | 3,500.00 | 021200 | 6.2 |
| | 3,500.00 | 021500 | 6.7 |
| | 3,598.25 | 000100 | 34.3 |
| | 3,650.00 | 000100 | 2.0 |
| | 3,750.00 | 002000 | 7.5 |
| | 3,753.36 | 000100 | 14.6 |
| | 4,000.00 | 000100 | 36.0 |
| | 4,000.00 | 018000 | 19.4 |
| | 4,000.00 | 024800 | 30.4 |
| | 4,500.00 | 000100 | 5.1 |
| | 4,675.00 | 021500 | 14.6 |

TABLE 8: BASE PRICE PAID TO GROWERS FOR GRAPES CRUSHED AND DELIVERED TO CALIFORNIA PROCESSORS FROM THE 2005 CROP WITH BRIX FACTORS AND PURCHASED TONNAGE, BY TYPE, VARIETY, REPORTING DISTRICT WHERE GROWN, AND WEIGHTED AVERAGE BASE PRICE.

| District, Type, and Variety | Base Price Per Ton | Brix Factors | Tons | District, Type, and Variety | Base Price Per Ton | Brix Factors | Tons |
|--------------------------------|-----------------------|-----------------|----------|--------------------------------|-----------------------|-----------------|-------|
| | Dollars | Code a/ | | | Dollars | Code a/ | |
| DISTRICT 03 (Cont'd.) | | | | Melon | 1,969.71 | 000100 | 18.7 |
| Chardonnay * (Cont'd.) | 6,000.00 | 000100 | 3.1 | Wtd. Avg. Base & Total Tons | 1,969.71 | | 18.7 |
| Wtd. Avg. Base & Total Tons | 1,583.66 | | 51,887.5 | Muscat Blanc * | 1,750.00 | 000100 | 1.5 |
| Chasselas Dore | 1,300.00 | 013100 | 2.1 | | 2,164.12 | 000100 | 1.0 |
| Wtd. Avg. Base & Total Tons | 1,300.00 | | 2.1 | | 2,175.75 | 017200 | 23.4 |
| Chenin Blanc | 525.00 | 000100 | 126.2 | | 2,200.00 | 000100 | 0.7 |
| | 650.00 | 011100 | 25.0 | | 2,274.00 | 000100 | 3.2 |
| | 725.00 | 008000 | 16.6 | Wtd. Avg. Base & Total Tons | 2,165.05 | | 29.8 |
| Wtd. Avg. Base & Total Tons | 563.41 | | 167.8 | Muscat of Alexandria | 2,000.00 | 000100 | 1.0 |
| French Colombard | 525.00 | 000100 | 191.1 | Wtd. Avg. Base & Total Tons | 2,000.00 | | 1.0 |
| | 550.00 | 013400 | 3.3 | Palomino * | 500.00 | 017300 | 10.1 |
| | 700.00 | 021200 | 83.3 | Wtd. Avg. Base & Total Tons | 500.00 | | 10.1 |
| | 900.00 | 000100 | 14.7 | Pinot Blanc | 1,284.59 | 000100 | 19.3 |
| Wtd. Avg. Base & Total Tons | 593.99 | | 292.4 | | 1,450.00 | 000100 | 1.3 |
| Gewurztraminer | 925.00 | 000100 | 0.5 | | 1,500.00 | 019000 | 60.1 |
| | 925.00 | 020600 | 7.1 | | 1,712.79 | 000100 | 87.2 |
| | 1,050.00 | 000100 | 18.7 | | 1,750.00 | 000100 | 9.5 |
| | 1,162.95 | 000100 | 16.3 | | 1,800.00 | 000100 | 8.9 |
| | 1,200.00 | 017200 | 0.2 | | 1,800.00 | 017300 | 5.5 |
| | 1,292.00 | 000100 | 14.6 | | 1,969.71 | 000100 | 41.7 |
| | 1,292.72 | 000100 | 11.3 | Wtd. Avg. Base & Total Tons | 1,673.94 | | 233.5 |
| | 1,293.00 | 017300 | 13.1 | Pinot Gris * | 1,100.00 | 000100 | 68.7 |
| | 1,300.00 | 000100 | 13.1 | | 1,250.00 | 053390 | 3.7 |
| | 1,400.00 | 000100 | 9.8 | | 1,400.00 | 021000 | 22.8 |
| | 1,400.00 | 017200 | 2.0 | | 1,450.00 | 000100 | 93.5 |
| | 1,400.00 | 021000 | 30.1 | | 1,500.00 | 000100 | 1.9 |
| | 1,400.00 | 029600 | 2.2 | | 1,554.10 | 000100 | 4.9 |
| | 1,402.09 | 000100 | 5.7 | | 1,600.00 | 017200 | 31.7 |
| | 1,421.99 | 000100 | 12.5 | | 1,620.36 | 000100 | 17.1 |
| | 1,421.99 | 013400 | 41.7 | | 1,620.36 | 017000 | 7.6 |
| | 1,421.99 | 017200 | 2.4 | | 1,631.81 | 000100 | 53.5 |
| | 1,450.00 | 000100 | 4.1 | | 1,700.00 | 000100 | 106.6 |
| | 1,500.00 | 000100 | 13.4 | | 1,750.00 | 000100 | 38.0 |
| | 1,500.00 | 014650 | 12.3 | | 1,750.00 | 053390 | 2.9 |
| | 1,500.00 | 021500 | 5.1 | | 1,782.00 | 000100 | 1.5 |
| | 1,550.00 | 000100 | 1.3 | | 1,782.40 | 000100 | 10.1 |
| | 1,550.00 | 015200 | 2.4 | | 1,782.40 | 013100 | 6.0 |
| | 1,600.00 | 000100 | 23.6 | | 1,800.00 | 000100 | 33.7 |
| | 1,600.00 | 014500 | 1.0 | | 1,800.00 | 019000 | 33.0 |
| | 1,700.00 | 022900 | 0.5 | | 1,800.00 | 017200 | 5.2 |
| | 1,750.00 | 000100 | 3.4 | | 1,810.93 | 000100 | 25.2 |
| | 1,750.00 | 013400 | 3.3 | | 1,818.95 | 000100 | 3.8 |
| | 1,750.00 | 030050 | 0.3 | | 1,968.40 | 000100 | 15.5 |
| | 1,800.00 | 000100 | 3.0 | | 2,000.00 | 022700 | 1.9 |
| | 1,950.00 | 013600 | 4.0 | | 2,000.00 | 024500 | 5.8 |
| | 2,000.00 | 000100 | 2.5 | | 2,368.14 | 024500 | 1.7 |
| Wtd. Avg. Base & Total Tons | 1,392.74 | | 281.5 | Wtd. Avg. Base & Total Tons | 1,596.96 | | 596.3 |
| Gray Riesling * | 1,111.00 | 006500 | 23.9 | Roussanne | 1,450.00 | 000100 | 4.9 |
| | 1,300.00 | 024500 | 13.6 | | 1,876.67 | 000100 | 3.8 |
| Wtd. Avg. Base & Total Tons | 1,179.54 | | 37.5 | | 1,876.67 | 013600 | 2.1 |
| Malvasia Bianca * | 1,600.00 | 000100 | 16.3 | | 1,876.67 | 017400 | 4.5 |
| | 1,650.00 | 000100 | 25.8 | | 1,877.00 | 019300 | 2.2 |
| Wtd. Avg. Base & Total Tons | 1,630.64 | | 42.1 | | 2,300.00 | 017400 | 3.5 |
| | | | | | 2,800.00 | 024800 | 0.1 |
| Marsanne | 1,450.00 | 000100 | 21.0 | Wtd. Avg. Base & Total Tons | 1,852.22 | | 21.1 |
| | 1,869.14 | 000100 | 4.9 | Sauvignon Blanc | 525.00 | 000100 | 12.8 |
| | 1,869.14 | 013600 | 1.1 | | 600.00 | 000100 | 204.9 |
| | 1,869.14 | 021000 | 4.3 | | 600.00 | 020800 | 5.0 |
| | 1,870.00 | 021100 | 2.2 | | 650.00 | 000100 | 9.6 |
| | 2,000.00 | 000100 | 3.6 | | 750.00 | 000100 | 6.6 |
| | 2,000.00 | 003100 | 2.7 | | 900.00 | 000100 | 13.0 |
| Wtd. Avg. Base & Total Tons | 1,668.75 | | 39.8 | | 1,000.00 | 000100 | 26.4 |
| | | | | | 1,200.00 | 000100 | 400.1 |
| | | | | | 1,200.00 | 013400 | 14.9 |
| | | | | | 1,200.00 | 014500 | 13.6 |

TABLE 8: BASE PRICE PAID TO GROWERS FOR GRAPES CRUSHED AND DELIVERED TO CALIFORNIA PROCESSORS FROM THE 2005 CROP WITH BRIX FACTORS AND PURCHASED TONNAGE, BY TYPE, VARIETY, REPORTING DISTRICT WHERE GROWN, AND WEIGHTED AVERAGE BASE PRICE.

| District, Type, and Variety | Base Price Per Ton | Brix Factors | Tons |
|--------------------------------|-----------------------|-----------------|------|
| | Dollars | Code a/ | |

| District, Type, and Variety | Base Price Per Ton | Brix Factors | Tons |
|--------------------------------|-----------------------|-----------------|------|
| | Dollars | Code a/ | |

DISTRICT 03 (Cont'd.)

| | | | |
|---------------------------|----------|--------|---------|
| Sauvignon Blanc (Cont'd.) | 1,200.00 | 017200 | 0.2 |
| | 1,200.00 | 024500 | 5.0 |
| | 1,204.78 | 000100 | 59.1 |
| | 1,250.00 | 000100 | 14.2 |
| | 1,275.00 | 009500 | 261.4 |
| | 1,275.00 | 013600 | 23.5 |
| | 1,300.00 | 000100 | 60.2 |
| | 1,300.00 | 013600 | 33.8 |
| | 1,309.59 | 000100 | 53.1 |
| | 1,341.09 | 000100 | 25.2 |
| | 1,349.85 | 000100 | 24.1 |
| | 1,400.00 | 000100 | 482.4 |
| | 1,400.00 | 013100 | 14.1 |
| | 1,400.00 | 013400 | 198.4 |
| | 1,400.00 | 013600 | 12.6 |
| | 1,400.00 | 016800 | 4.4 |
| | 1,400.00 | 017000 | 12.1 |
| | 1,400.00 | 017200 | 7.0 |
| | 1,400.00 | 019000 | 50.6 |
| | 1,402.50 | 009500 | 46.4 |
| | 1,417.00 | 000100 | 53.2 |
| | 1,417.00 | 020600 | 7.8 |
| | 1,417.39 | 000100 | 1,390.9 |
| | 1,417.39 | 013200 | 17.3 |
| | 1,417.39 | 013400 | 474.8 |
| | 1,417.39 | 013600 | 11.6 |
| | 1,417.93 | 000100 | 19.2 |
| | 1,423.00 | 000100 | 32.9 |
| | 1,423.85 | 000100 | 10.8 |
| | 1,423.85 | 013800 | 86.7 |
| | 1,423.87 | 000100 | 50.5 |
| | 1,423.87 | 009500 | 339.1 |
| | 1,423.87 | 013200 | 5.1 |
| | 1,423.89 | 017000 | 9.2 |
| | 1,424.00 | 000100 | 126.5 |
| | 1,424.00 | 013600 | 71.7 |
| | 1,425.00 | 017400 | 3.5 |
| | 1,430.77 | 018900 | 12.2 |
| | 1,450.00 | 000100 | 185.1 |
| | 1,450.00 | 013600 | 42.1 |
| | 1,450.00 | 015800 | 37.2 |
| | 1,450.00 | 017200 | 4.2 |
| | 1,450.00 | 020800 | 31.0 |
| | 1,488.26 | 000100 | 36.6 |
| | 1,492.34 | 013400 | 70.5 |
| | 1,495.04 | 017000 | 98.9 |
| | 1,495.06 | 000100 | 12.6 |
| | 1,496.13 | 017200 | 70.3 |
| | 1,500.00 | 000100 | 258.6 |
| | 1,500.00 | 013600 | 21.7 |
| | 1,500.00 | 013800 | 15.7 |
| | 1,500.00 | 017000 | 75.3 |
| | 1,500.00 | 017400 | 1.1 |
| | 1,500.00 | 019000 | 25.6 |
| | 1,550.00 | 017200 | 44.0 |
| | 1,559.00 | 000100 | 14.7 |
| | 1,559.13 | 000100 | 315.4 |
| | 1,559.13 | 013400 | 16.1 |
| | 1,566.00 | 017200 | 13.3 |
| | 1,566.20 | 000100 | 32.2 |
| | 1,566.24 | 000100 | 343.9 |
| | 1,566.25 | 022450 | 8.0 |
| | 1,566.26 | 000100 | 29.8 |
| | 1,580.46 | 000100 | 157.2 |
| | 1,587.34 | 000100 | 83.0 |
| | 1,600.00 | 000100 | 188.9 |
| | 1,600.00 | 013600 | 12.4 |
| | 1,600.00 | 013800 | 13.9 |
| | 1,600.00 | 022900 | 14.3 |
| | 1,630.00 | 000100 | 237.0 |
| | 1,630.00 | 013400 | 253.0 |
| | 1,630.00 | 017200 | 75.2 |
| | 1,636.87 | 017000 | 7.0 |
| | 1,637.43 | 000100 | 29.2 |
| | 1,650.00 | 000100 | 11.3 |
| | 1,675.00 | 021000 | 67.6 |
| | 1,700.00 | 000100 | 10.4 |

| | | | |
|-----------------------------|----------|--------|---------|
| | 1,700.00 | 024500 | 1.0 |
| | 1,700.87 | 000100 | 27.9 |
| | 1,700.87 | 013400 | 113.9 |
| | 1,757.50 | 000100 | 155.7 |
| | 1,768.62 | 000100 | 35.4 |
| | 1,771.74 | 000100 | 4.0 |
| | 1,800.00 | 017000 | 17.8 |
| | 1,800.00 | 017200 | 8.5 |
| | 1,900.00 | 000100 | 29.8 |
| | 2,000.00 | 000100 | 23.6 |
| | 2,000.00 | 017200 | 3.7 |
| | 2,300.00 | 017400 | 18.4 |
| | 2,676.75 | 000100 | 6.2 |
| | 3,000.00 | 000100 | 16.4 |
| Wtd. Avg. Base & Total Tons | 1,444.27 | | 8,244.3 |
| Sauvignon Musque | 1,423.87 | 009500 | 22.2 |
| | 1,424.00 | 009500 | 3.6 |
| | 1,609.96 | 013400 | 93.4 |
| | 1,623.92 | 018900 | 7.2 |
| Wtd. Avg. Base & Total Tons | 1,572.78 | | 126.4 |
| Semillon | 1,000.00 | 021200 | 2.1 |
| | 1,100.00 | 013800 | 8.6 |
| | 1,212.00 | 000100 | 15.2 |
| | 1,300.00 | 000100 | 5.1 |
| | 1,400.00 | 013400 | 2.0 |
| | 1,423.85 | 000100 | 13.3 |
| | 1,464.00 | 000100 | 6.8 |
| | 1,500.00 | 000100 | 3.3 |
| | 1,600.00 | 009400 | 9.2 |
| | 1,752.68 | 013400 | 20.1 |
| | 1,833.77 | 000100 | 10.4 |
| | 1,869.00 | 000100 | 21.3 |
| | 1,869.14 | 000100 | 18.2 |
| | 1,869.14 | 009500 | 2.2 |
| | 1,989.77 | 000100 | 20.1 |
| | 2,000.00 | 000100 | 5.4 |
| | 2,056.05 | 000100 | 54.8 |
| | 2,157.50 | 000100 | 164.0 |
| | 2,784.46 | 000100 | 9.6 |
| Wtd. Avg. Base & Total Tons | 1,951.09 | | 391.7 |
| Tocai Friulano | 1,300.00 | 000100 | 4.5 |
| | 1,810.93 | 000100 | 13.6 |
| Wtd. Avg. Base & Total Tons | 1,683.90 | | 18.1 |
| Vernaccia | 1,810.93 | 000100 | 45.7 |
| Wtd. Avg. Base & Total Tons | 1,810.93 | | 45.7 |
| Viognier | 1,450.00 | 000100 | 31.2 |
| | 1,450.00 | 002900 | 8.3 |
| | 1,500.00 | 020800 | 0.3 |
| | 1,500.00 | 024500 | 6.3 |
| | 1,600.00 | 024500 | 2.9 |
| | 1,700.00 | 003200 | 2.0 |
| | 1,732.00 | 021500 | 4.6 |
| | 1,802.37 | 017200 | 9.8 |
| | 1,850.00 | 021000 | 1.4 |
| | 1,900.00 | 000100 | 21.7 |
| | 1,900.00 | 017200 | 3.5 |
| | 1,976.96 | 000100 | 8.6 |
| | 1,979.00 | 000100 | 2.2 |
| | 1,979.25 | 000100 | 18.2 |
| | 1,979.25 | 017800 | 15.8 |
| | 2,000.00 | 000100 | 4.3 |
| | 2,000.00 | 017200 | 4.8 |
| | 2,066.96 | 000100 | 14.6 |
| | 2,079.00 | 000100 | 19.8 |
| | 2,100.00 | 000100 | 11.3 |
| | 2,177.00 | 024500 | 11.2 |
| | 2,200.00 | 000100 | 9.0 |
| | 2,200.00 | 017400 | 9.2 |
| | 2,250.00 | 000100 | 0.1 |
| | 2,300.00 | 000100 | 2.1 |

TABLE 8: BASE PRICE PAID TO GROWERS FOR GRAPES CRUSHED AND DELIVERED TO CALIFORNIA PROCESSORS FROM THE 2005 CROP WITH BRIX FACTORS AND PURCHASED TONNAGE, BY TYPE, VARIETY, REPORTING DISTRICT WHERE GROWN, AND WEIGHTED AVERAGE BASE PRICE.

| District, Type, and Variety | Base Price Per Ton | Brix Factors | Tons | District, Type, and Variety | Base Price Per Ton | Brix Factors | Tons | |
|--------------------------------|-----------------------------|-----------------|--------|--------------------------------|-----------------------|-----------------|---------|------|
| | Dollars | Code a/ | | | Dollars | Code a/ | | |
| DISTRICT 03 (Cont'd.) | | | | | 1,400.00 | 000100 | 36.4 | |
| Viognier (Cont'd.) | 2,354.00 | | | 1,400.00 | 020800 | | 2.0 | |
| | 2,354.00 | 020800 | 1.4 | 1,400.00 | 024600 | | 14.0 | |
| | 2,354.00 | 000100 | 27.7 | 1,437.00 | 024500 | | 27.0 | |
| | 2,376.19 | 021500 | 1.2 | 1,450.00 | 000100 | | 3.3 | |
| | 2,397.25 | 000100 | 4.2 | 1,500.00 | 000100 | | 80.4 | |
| | 2,400.00 | 000100 | 3.5 | 1,500.00 | 002600 | | 6.3 | |
| | 2,450.00 | 000100 | 2.7 | 1,600.00 | 000100 | | 52.2 | |
| | 2,500.00 | 000100 | 2.0 | 1,770.26 | 000100 | | 17.5 | |
| | 2,554.00 | 000100 | 1.0 | 1,800.00 | 000100 | | 15.9 | |
| | 2,600.00 | 017300 | 15.0 | 1,800.00 | 020800 | | 0.8 | |
| | 2,600.00 | 013800 | 0.9 | 1,900.00 | 024800 | | 5.3 | |
| | 2,600.00 | 025100 | 4.7 | 2,000.00 | 000100 | | 45.3 | |
| | 2,750.00 | 017400 | 27.6 | 2,000.00 | 017200 | | 5.1 | |
| | 2,800.00 | 000100 | 5.2 | 2,000.00 | 017400 | | 0.5 | |
| | 2,800.00 | 025100 | 0.2 | 2,000.00 | 020800 | | 5.2 | |
| | 2,800.00 | 027600 | 1.0 | 2,000.00 | 024500 | | 2.3 | |
| | Wtd. Avg. Base & Total Tons | 2,093.24 | | 321.5 | 2,200.00 | 000100 | | 63.1 |
| White Riesling * | 900.00 | 015200 | 12.0 | 2,200.00 | 019100 | | 22.2 | |
| | 1,385.00 | 010900 | 4.3 | 2,200.00 | 020800 | | 64.4 | |
| | 1,515.00 | 011350 | 4.0 | 2,250.00 | 000100 | | 4.2 | |
| | 1,550.00 | 000100 | 21.8 | 2,250.00 | 002300 | | 7.0 | |
| | 2,000.00 | 013600 | 2.2 | 2,480.00 | 000100 | | 47.4 | |
| | 2,200.00 | 013600 | 9.7 | 2,498.00 | 000100 | | 7.8 | |
| | 2,320.26 | 017200 | 31.8 | 2,498.88 | 000100 | | 2.5 | |
| | | | | 2,498.96 | 000100 | | 34.2 | |
| | | | | 2,498.96 | 014100 | | 1.8 | |
| | | | | 2,498.96 | 017800 | | 40.8 | |
| | | | | 2,499.00 | 000100 | | 6.7 | |
| Wtd. Avg. Base & Total Tons | 1,819.69 | | 85.8 | 2,500.00 | 000100 | | 15.9 | |
| Other White b/ | 600.00 | 003800 | 1.3 | 2,500.00 | 017200 | | 0.9 | |
| | 1,000.00 | 013800 | 1.2 | 2,546.46 | 013800 | | 0.8 | |
| | 2,500.00 | 000100 | 1.2 | 2,546.46 | 020800 | | 12.2 | |
| Wtd. Avg. Base & Total Tons | 1,345.95 | | 3.7 | 2,546.46 | 022900 | | 6.3 | |
| | | | | 2,580.00 | 000100 | | 0.4 | |
| | | | | 2,600.00 | 000100 | | 8.3 | |
| | | | | 2,634.66 | 022600 | | 0.8 | |
| | | | | 2,650.00 | 000100 | | 3.6 | |
| | | | | 2,674.00 | 024500 | | 1.0 | |
| | | | | 2,700.00 | 017200 | | 4.8 | |
| | | | | 2,748.77 | 000100 | | 154.2 | |
| | | | | 2,748.86 | 000100 | | 2.2 | |
| | | | | 2,800.00 | 000100 | | 16.9 | |
| | | | | 2,800.00 | 021000 | | 6.0 | |
| | | | | 2,801.11 | 000100 | | 41.8 | |
| | | | | 2,801.11 | 017300 | | 14.7 | |
| | | | | 2,823.54 | 023400 | | 7.9 | |
| | | | | 2,873.71 | 000100 | | 26.8 | |
| | | | | 2,873.80 | 000100 | | 39.4 | |
| | | | | 2,874.00 | 024500 | | 101.3 | |
| | | | | 2,928.43 | 000100 | | 221.6 | |
| | | | | 2,928.43 | 015700 | | 20.9 | |
| | | | | 2,928.43 | 017200 | | 61.4 | |
| | | | | 2,998.66 | 019100 | | 25.4 | |
| | | | | 3,000.00 | 017400 | | 12.2 | |
| | | | | 3,000.00 | 018000 | | 2.1 | |
| | | | | 3,000.00 | 020800 | | 3.8 | |
| | | | | 3,063.27 | 000100 | | 10.9 | |
| | | | | 3,063.27 | 017800 | | 4.0 | |
| | | | | 3,065.00 | 017200 | | 5.3 | |
| | | | | 3,096.89 | 020800 | | 5.0 | |
| | | | | 3,096.89 | 022900 | | 18.1 | |
| | | | | 3,123.70 | 000100 | | 5.7 | |
| | | | | 3,153.92 | 000100 | | 6.9 | |
| | | | | 3,200.00 | 000100 | | 1.4 | |
| | | | | 3,293.22 | 000100 | | 7.0 | |
| | | | | 3,407.29 | 000100 | | 4.9 | |
| | | | | 3,500.00 | 000100 | | 1.8 | |
| | | | | 4,019.33 | 000100 | | 20.7 | |
| | | | | 6,635.00 | 020800 | | 4.4 | |
| Wtd. Avg. Base & Total Tons | 3,255.21 | | 43.0 | Wtd. Avg. Base & Total Tons | 2,473.84 | | 1,601.9 | |
| Barbera | 1,450.00 | 000100 | 7.6 | | | | | |
| | 1,492.52 | 000100 | 20.7 | | | | | |
| | 2,000.00 | 000100 | 40.2 | | | | | |
| | 2,100.00 | 000100 | 3.2 | | | | | |
| | 2,100.00 | 002600 | 18.7 | | | | | |
| | 2,300.00 | 000100 | 8.0 | | | | | |
| | 2,500.00 | 000100 | 12.7 | | | | | |
| | 2,787.64 | 000100 | 17.3 | | | | | |
| | 4,268.01 | 000100 | 28.2 | | | | | |
| | Wtd. Avg. Base & Total Tons | 2,471.51 | | 156.6 | | | | |
| | Cabernet Franc | 150.00 | 000100 | 1.0 | | | | |
| 1,000.00 | | 000100 | 1.0 | | | | | |
| 1,000.00 | | 021500 | 2.2 | | | | | |
| 1,000.00 | | 025100 | 10.9 | | | | | |
| 1,000.00 | | 025300 | 4.0 | | | | | |
| 1,217.95 | | 014100 | 3.5 | | | | | |
| 1,250.00 | | 000100 | 6.6 | | | | | |
| 1,300.00 | | 017300 | 41.4 | | | | | |
| Wtd. Avg. Base & Total Tons | | | | | | | | |
| Cabernet Sauvignon | 200.00 | 067980 | 5.3 | | | | | |
| | 300.00 | 000100 | 22.9 | | | | | |
| | 400.00 | 000100 | 7.8 | | | | | |
| | 800.00 | 000100 | 80.1 | | | | | |
| | 800.00 | 021200 | 46.2 | | | | | |
| | 900.00 | 000100 | 10.3 | | | | | |
| | 1,000.00 | 000100 | 401.3 | | | | | |

TABLE 8: BASE PRICE PAID TO GROWERS FOR GRAPES CRUSHED AND DELIVERED TO CALIFORNIA PROCESSORS FROM THE 2005 CROP WITH BRIX FACTORS AND PURCHASED TONNAGE, BY TYPE, VARIETY, REPORTING DISTRICT WHERE GROWN, AND WEIGHTED AVERAGE BASE PRICE.

| District, Type, and Variety | Base Price Per Ton | Brix Factors | Tons |
|--------------------------------|-----------------------|-----------------|------|
| | Dollars | Code a/ | |

| District, Type, and Variety | Base Price Per Ton | Brix Factors | Tons |
|--------------------------------|-----------------------|-----------------|------|
| | Dollars | Code a/ | |

DISTRICT 03 (Cont'd.)

| | | | |
|------------------------------|----------|--------|-------|
| Cabernet Sauvignon (Cont'd.) | 1,000.00 | 019600 | 5.9 |
| | 1,000.00 | 027500 | 1.0 |
| | 1,000.00 | 053100 | 68.7 |
| | 1,000.00 | 057700 | 328.9 |
| | 1,000.00 | 062000 | 241.3 |
| | 1,010.00 | 013600 | 5.6 |
| | 1,032.90 | 000100 | 2.5 |
| | 1,050.00 | 000100 | 35.1 |
| | 1,100.00 | 000100 | 40.8 |
| | 1,100.00 | 017200 | 9.7 |
| | 1,100.00 | 053200 | 27.3 |
| | 1,100.00 | 057800 | 95.3 |
| | 1,198.00 | 024500 | 217.6 |
| | 1,200.00 | 000100 | 274.0 |
| | 1,200.00 | 021200 | 176.3 |
| | 1,200.00 | 024500 | 1.5 |
| | 1,200.00 | 028000 | 2.0 |
| | 1,217.95 | 021500 | 25.9 |
| | 1,223.56 | 000100 | 7.1 |
| | 1,250.00 | 000100 | 3.7 |
| | 1,262.59 | 000100 | 106.3 |
| | 1,300.00 | 000100 | 44.0 |
| | 1,300.00 | 017300 | 116.7 |
| | 1,300.00 | 022900 | 8.7 |
| | 1,300.00 | 064175 | 35.9 |
| | 1,300.00 | 067980 | 26.3 |
| | 1,400.00 | 000100 | 171.8 |
| | 1,400.00 | 024500 | 14.0 |
| | 1,400.00 | 024800 | 2.4 |
| | 1,400.00 | 067980 | 25.0 |
| | 1,425.00 | 000100 | 38.6 |
| | 1,450.00 | 000100 | 44.2 |
| | 1,500.00 | 000100 | 374.5 |
| | 1,500.00 | 017800 | 4.9 |
| | 1,500.00 | 020800 | 15.7 |
| | 1,500.00 | 021500 | 6.2 |
| | 1,500.00 | 024400 | 9.6 |
| | 1,500.00 | 067980 | 122.1 |
| | 1,514.97 | 000100 | 47.8 |
| | 1,600.00 | 000100 | 411.7 |
| | 1,600.00 | 024300 | 3.2 |
| | 1,600.00 | 024400 | 4.0 |
| | 1,700.00 | 000100 | 313.7 |
| | 1,700.00 | 025300 | 51.3 |
| | 1,750.00 | 000100 | 133.6 |
| | 1,750.00 | 024500 | 7.8 |
| | 1,750.00 | 067980 | 130.0 |
| | 1,800.00 | 000100 | 613.3 |
| | 1,800.00 | 017200 | 7.9 |
| | 1,800.00 | 020800 | 4.4 |
| | 1,800.00 | 021000 | 24.2 |
| | 1,800.00 | 021500 | 8.8 |
| | 1,800.00 | 022900 | 43.6 |
| | 1,800.00 | 024500 | 22.7 |
| | 1,800.00 | 025300 | 216.9 |
| | 1,800.00 | 026900 | 14.1 |
| | 1,850.00 | 000100 | 67.5 |
| | 1,890.78 | 021000 | 8.8 |
| | 1,895.00 | 002600 | 23.4 |
| | 1,895.00 | 024500 | 3.0 |
| | 1,900.00 | 000100 | 178.4 |
| | 1,900.00 | 017800 | 100.4 |
| | 1,900.00 | 047000 | 39.9 |
| | 1,912.00 | 000100 | 5.8 |
| | 1,950.00 | 000100 | 61.8 |
| | 1,958.00 | 017200 | 34.1 |
| | 2,000.00 | 000100 | 709.1 |
| | 2,000.00 | 017000 | 63.0 |
| | 2,000.00 | 017200 | 9.5 |
| | 2,000.00 | 017400 | 0.3 |
| | 2,000.00 | 017800 | 10.0 |
| | 2,000.00 | 020800 | 3.1 |
| | 2,000.00 | 021000 | 7.6 |
| | 2,000.00 | 021200 | 1.3 |
| | 2,000.00 | 022900 | 10.0 |
| | 2,000.00 | 024500 | 95.3 |
| | 2,000.00 | 027600 | 3.1 |

| | | |
|----------|--------|---------|
| 2,006.30 | 000100 | 354.4 |
| 2,053.39 | 000100 | 8.5 |
| 2,065.00 | 000100 | 156.0 |
| 2,090.00 | 000100 | 36.7 |
| 2,100.00 | 000100 | 257.4 |
| 2,100.00 | 017200 | 19.0 |
| 2,100.00 | 020800 | 45.0 |
| 2,100.00 | 021000 | 9.6 |
| 2,100.00 | 024500 | 22.9 |
| 2,100.00 | 024800 | 10.9 |
| 2,100.00 | 027500 | 3.3 |
| 2,124.32 | 021000 | 36.7 |
| 2,150.00 | 000100 | 70.4 |
| 2,157.94 | 000100 | 88.1 |
| 2,166.00 | 000100 | 59.8 |
| 2,200.00 | 000100 | 334.9 |
| 2,200.00 | 017800 | 94.3 |
| 2,200.00 | 019100 | 128.0 |
| 2,200.00 | 020800 | 63.0 |
| 2,200.00 | 024500 | 86.8 |
| 2,275.00 | 000100 | 33.2 |
| 2,300.00 | 000100 | 360.5 |
| 2,300.00 | 024500 | 53.7 |
| 2,300.00 | 067980 | 92.4 |
| 2,350.00 | 000100 | 49.0 |
| 2,350.00 | 024500 | 71.8 |
| 2,355.00 | 019100 | 24.4 |
| 2,360.35 | 000100 | 1,881.7 |
| 2,360.35 | 013600 | 4.8 |
| 2,360.35 | 017200 | 105.7 |
| 2,360.35 | 017600 | 7.6 |
| 2,360.35 | 017900 | 41.5 |
| 2,360.35 | 021000 | 188.2 |
| 2,364.94 | 017200 | 20.6 |
| 2,375.00 | 000100 | 384.5 |
| 2,375.00 | 019100 | 53.2 |
| 2,395.00 | 000100 | 95.6 |
| 2,395.00 | 014500 | 9.4 |
| 2,395.00 | 017200 | 1.5 |
| 2,395.00 | 022600 | 99.0 |
| 2,395.00 | 024500 | 762.7 |
| 2,395.15 | 000100 | 34.9 |
| 2,395.15 | 017800 | 144.6 |
| 2,395.15 | 021000 | 5.0 |
| 2,395.15 | 022800 | 2.9 |
| 2,397.71 | 000100 | 94.2 |
| 2,397.71 | 012900 | 43.3 |
| 2,397.71 | 020800 | 31.4 |
| 2,397.91 | 022700 | 27.9 |
| 2,400.00 | 000100 | 216.1 |
| 2,400.00 | 017800 | 56.8 |
| 2,400.00 | 024500 | 103.1 |
| 2,424.00 | 000100 | 5.8 |
| 2,437.00 | 000100 | 181.6 |
| 2,437.89 | 000100 | 65.9 |
| 2,450.00 | 021000 | 2.9 |
| 2,478.36 | 000100 | 116.7 |
| 2,478.37 | 000100 | 386.6 |
| 2,478.37 | 017100 | 19.1 |
| 2,478.37 | 017200 | 68.0 |
| 2,478.37 | 017400 | 236.4 |
| 2,478.37 | 021000 | 339.2 |
| 2,478.37 | 024800 | 24.7 |
| 2,500.00 | 000100 | 398.0 |
| 2,500.00 | 017800 | 36.9 |
| 2,500.00 | 019100 | 2.1 |
| 2,500.00 | 021000 | 4.8 |
| 2,500.00 | 022900 | 25.9 |
| 2,500.00 | 023000 | 25.9 |
| 2,500.00 | 024500 | 26.4 |
| 2,500.00 | 024800 | 14.8 |
| 2,517.59 | 000100 | 9.9 |
| 2,517.60 | 024500 | 5.0 |
| 2,533.00 | 000100 | 2.0 |
| 2,533.70 | 014100 | 3.8 |
| 2,550.00 | 000100 | 3.6 |
| 2,550.60 | 017200 | 18.5 |
| 2,560.00 | 000100 | 1.9 |
| 2,562.50 | 068100 | 42.3 |
| 2,563.19 | 000100 | 60.0 |

TABLE 8: BASE PRICE PAID TO GROWERS FOR GRAPES CRUSHED AND DELIVERED TO CALIFORNIA PROCESSORS FROM THE 2005 CROP WITH BRIX FACTORS AND PURCHASED TONNAGE, BY TYPE, VARIETY, REPORTING DISTRICT WHERE GROWN, AND WEIGHTED AVERAGE BASE PRICE.

| District, Type, and Variety | Base Price Per Ton | Brix Factors | Tons | District, Type, and Variety | Base Price Per Ton | Brix Factors | Tons | |
|--------------------------------|-----------------------|-----------------|---------|--------------------------------|-----------------------------|-----------------|--------|----------|
| | Dollars | Code a/ | | | Dollars | Code a/ | | |
| DISTRICT 03 (Cont'd.) | | | | | 3,045.33 | 002200 | 18.4 | |
| Cabernet Sauvignon (Cont'd.) | 2,565.00 | 000100 | 32.2 | | 3,045.53 | 000100 | 83.7 | |
| | 2,593.00 | 000100 | 7.8 | | 3,045.53 | 017000 | 242.8 | |
| | 2,594.74 | 017200 | 31.4 | | 3,068.46 | 000100 | 11.3 | |
| | 2,596.00 | 019100 | 127.2 | | 3,200.00 | 000100 | 19.8 | |
| | 2,596.39 | 000100 | 491.1 | | 3,236.91 | 000100 | 48.0 | |
| | 2,596.39 | 017200 | 20.0 | | 3,244.00 | 020800 | 16.2 | |
| | 2,596.69 | 017200 | 340.8 | | 3,244.00 | 022900 | 83.4 | |
| | 2,600.00 | 000100 | 90.4 | | 3,300.00 | 000100 | 15.5 | |
| | 2,600.00 | 021200 | 14.3 | | 3,300.00 | 017200 | 228.9 | |
| | 2,600.00 | 068100 | 39.0 | | 3,353.00 | 026500 | 55.5 | |
| | 2,625.00 | 068100 | 13.1 | | 3,380.00 | 000100 | 11.5 | |
| | 2,634.15 | 024800 | 3.5 | | 3,434.55 | 000100 | 44.1 | |
| | 2,634.49 | 000100 | 38.5 | | 3,500.00 | 000100 | 12.3 | |
| | 2,634.66 | 022600 | 9.2 | | 3,500.00 | 021000 | 3.6 | |
| | 2,634.66 | 027250 | 3.7 | | 3,500.00 | 025100 | 12.9 | |
| | 2,634.67 | 000100 | 9.2 | | 3,569.66 | 000100 | 4.7 | |
| | 2,635.00 | 000100 | 23.5 | | 3,650.00 | 000100 | 4.8 | |
| | 2,635.00 | 022600 | 60.2 | | 3,750.00 | 000100 | 4.5 | |
| | 2,637.48 | 000100 | 826.7 | | 3,766.76 | 000100 | 36.4 | |
| | 2,637.48 | 013800 | 31.9 | | 3,791.38 | 000100 | 10.4 | |
| | 2,637.48 | 017200 | 263.8 | | 3,800.00 | 000100 | 5.9 | |
| | 2,650.00 | 000100 | 4.4 | | 3,850.00 | 000100 | 8.6 | |
| | 2,650.00 | 024500 | 10.5 | | 3,875.00 | 021000 | 3.2 | |
| | 2,655.39 | 000100 | 67.5 | | 3,950.00 | 017400 | 34.0 | |
| | 2,661.46 | 000100 | 23.4 | | 4,000.00 | 000100 | 86.4 | |
| | 2,673.78 | 000100 | 13.6 | | 4,000.00 | 017200 | 51.7 | |
| | 2,680.72 | 017200 | 21.9 | | 4,000.00 | 023000 | 38.7 | |
| | 2,685.34 | 000100 | 17.6 | | 4,000.00 | 024500 | 19.3 | |
| | 2,697.42 | 000100 | 17.5 | | 4,200.00 | 000100 | 16.2 | |
| | 2,700.00 | 000100 | 3.5 | | 4,239.00 | 022600 | 50.3 | |
| | 2,700.00 | 013600 | 2.8 | | 4,239.00 | 024500 | 16.9 | |
| | 2,700.00 | 024500 | 12.0 | | 4,450.00 | 021000 | 13.5 | |
| | 2,700.00 | 024800 | 43.5 | | 4,500.00 | 000100 | 25.0 | |
| | 2,714.40 | 000100 | 1,066.5 | | 4,629.00 | 020800 | 48.4 | |
| | 2,714.40 | 017200 | 250.4 | | 5,000.00 | 014500 | 4.1 | |
| | 2,714.40 | 017500 | 91.4 | | 5,131.33 | 000100 | 12.4 | |
| | 2,714.40 | 019100 | 199.1 | | | | | |
| | 2,714.40 | 021000 | 88.4 | | Wtd. Avg. Base & Total Tons | 2,322.75 | | 25,686.3 |
| | 2,750.00 | 000100 | 1.1 | | | | | |
| | 2,750.00 | 023000 | 47.6 | | Carignane | 800.00 | 000100 | 40.6 |
| | 2,754.00 | 024500 | 52.1 | | | 900.00 | 017200 | 0.6 |
| | 2,754.42 | 000100 | 67.6 | | | 1,000.00 | 000100 | 10.3 |
| | 2,757.37 | 000100 | 103.1 | | | 1,000.00 | 021500 | 0.5 |
| | 2,757.37 | 053900 | 163.5 | | | 1,200.00 | 020800 | 13.3 |
| | 2,763.15 | 017400 | 21.9 | | | 1,200.00 | 021000 | 34.0 |
| | 2,776.48 | 023400 | 88.8 | | | 1,476.64 | 000100 | 11.1 |
| | 2,794.00 | 024500 | 55.7 | | | 1,477.20 | 020800 | 6.6 |
| | 2,800.00 | 000100 | 329.8 | | | 1,500.00 | 000100 | 13.9 |
| | 2,800.00 | 013600 | 23.6 | | | 1,600.00 | 000100 | 7.0 |
| | 2,800.00 | 021000 | 19.5 | | | 1,700.00 | 000100 | 12.5 |
| | 2,800.00 | 023000 | 3.8 | | | 1,950.00 | 003800 | 41.7 |
| | 2,825.00 | 000100 | 23.7 | | | 2,000.00 | 000100 | 45.1 |
| | 2,829.29 | 000100 | 25.0 | | | 2,000.00 | 003800 | 17.1 |
| | 2,832.42 | 000100 | 90.1 | | | 2,020.00 | 000100 | 22.0 |
| | 2,874.00 | 022600 | 65.0 | | | 2,067.00 | 000100 | 7.1 |
| | 2,874.18 | 000100 | 29.6 | | | 2,100.00 | 017300 | 12.1 |
| | 2,877.25 | 000100 | 598.8 | | | 2,200.00 | 022900 | 5.1 |
| | 2,877.25 | 003100 | 549.8 | | | 2,400.00 | 000100 | 22.6 |
| | 2,877.25 | 017200 | 912.4 | | | 2,500.00 | 000100 | 16.7 |
| | 2,900.00 | 000100 | 1.2 | | | 2,500.00 | 002600 | 5.3 |
| | 2,909.68 | 000100 | 203.8 | | | 2,600.00 | 000100 | 4.5 |
| | 2,924.00 | 024500 | 10.2 | | | 2,600.00 | 001900 | 14.1 |
| | 2,948.31 | 047000 | 35.6 | | | 3,000.00 | 000100 | 21.8 |
| | 2,991.00 | 000100 | 14.3 | | | | | |
| | 2,995.15 | 000100 | 20.5 | | Wtd. Avg. Base & Total Tons | 1,826.97 | | 385.6 |
| | 3,000.00 | 000100 | 60.6 | | | | | |
| | 3,000.00 | 002600 | 29.2 | | Cinsaut * | 1,800.00 | 013600 | 7.0 |
| | 3,000.00 | 018000 | 12.9 | | | 1,860.00 | 000100 | 1.6 |
| | 3,000.00 | 019100 | 1.8 | | | 2,200.00 | 000100 | 1.3 |
| | 3,000.00 | 020800 | 110.1 | | Wtd. Avg. Base & Total Tons | 1,862.22 | | 9.9 |
| | 3,000.00 | 021200 | 14.2 | | | | | |
| | 3,000.00 | 022900 | 0.9 | | Counoise | 1,800.00 | 017200 | 1.1 |
| | 3,000.00 | 023000 | 30.3 | | | | | |
| | 3,000.00 | 024500 | 46.7 | | Wtd. Avg. Base & Total Tons | 1,800.00 | | 1.1 |
| | 3,019.18 | 000100 | 20.8 | | | | | |
| | 3,040.44 | 000100 | 17.5 | | Dolcetto | 200.00 | 000100 | 0.6 |
| | 3,045.00 | 000100 | 47.4 | | | 1,000.00 | 000100 | 2.0 |
| | | | | | | 1,500.00 | 000100 | 1.2 |

TABLE 8: BASE PRICE PAID TO GROWERS FOR GRAPES CRUSHED AND DELIVERED TO CALIFORNIA PROCESSORS FROM THE 2005 CROP WITH BRIX FACTORS AND PURCHASED TONNAGE, BY TYPE, VARIETY, REPORTING DISTRICT WHERE GROWN, AND WEIGHTED AVERAGE BASE PRICE.

| District, Type, and Variety | Base Price Per Ton | Brix Factors | Tons | District, Type, and Variety | Base Price Per Ton | Brix Factors | Tons |
|--------------------------------|-----------------------|-----------------|-------|--------------------------------|-----------------------|-----------------|---------|
| | Dollars | Code a/ | | | Dollars | Code a/ | |
| DISTRICT 03 (Cont'd.) | | | | | 3,000.00 | 022700 | 21.8 |
| | | | | | 3,024.95 | 000100 | 0.6 |
| | | | | | 3,150.00 | 000100 | 2.7 |
| | | | | | 3,500.00 | 000100 | 0.6 |
| Dolcetto (Cont'd.) | 1,650.00 | 000100 | 6.3 | | | | |
| | 1,700.00 | 022900 | 0.5 | | | | |
| | 2,000.00 | 000100 | 0.5 | | | | |
| | 2,000.00 | 020800 | 1.7 | | | | |
| | 2,372.12 | 000100 | 60.0 | | | | |
| | 2,400.00 | 002300 | 4.2 | | | | |
| Wtd. Avg. Base & Total Tons | 2,233.41 | | 77.0 | Wtd. Avg. Base & Total Tons | 2,473.39 | | 350.5 |
| Freisa | 2,269.47 | 000100 | 13.9 | Marechal Foch * | 2,000.00 | 000100 | 0.1 |
| | 7,687.17 | 000100 | 6.3 | | | | |
| Wtd. Avg. Base & Total Tons | 3,959.15 | | 20.2 | Wtd. Avg. Base & Total Tons | 2,000.00 | | 0.1 |
| Gamay (Napa) * | 500.00 | 021000 | 2.7 | Mataro * | 400.00 | 000100 | 0.7 |
| | 525.00 | 000100 | 11.1 | | 1,500.00 | 000100 | 0.8 |
| | 1,100.00 | 000100 | 16.6 | | 1,500.00 | 017200 | 0.3 |
| Wtd. Avg. Base & Total Tons | 836.76 | | 30.4 | | 1,800.00 | 017200 | 0.3 |
| | | | | | 2,000.00 | 000100 | 0.2 |
| Grenache * | 1,500.00 | 000100 | 3.2 | | 2,092.89 | 000100 | 11.7 |
| | 1,500.00 | 017200 | 0.8 | | 2,200.00 | 014100 | 1.5 |
| | 1,686.00 | 014500 | 0.7 | | 2,200.00 | 021100 | 4.7 |
| | 1,800.00 | 017200 | 0.4 | | 2,250.00 | 000100 | 1.1 |
| | 2,000.00 | 000100 | 11.0 | | 2,300.00 | 000100 | 3.7 |
| | 2,061.11 | 000100 | 4.5 | | 2,309.22 | 000100 | 5.1 |
| | 2,107.44 | 000100 | 20.2 | | 2,350.00 | 000100 | 13.6 |
| | 2,200.00 | 000100 | 2.4 | | 2,500.00 | 000100 | 17.2 |
| | 2,200.00 | 017300 | 2.9 | | 2,500.15 | 000100 | 2.4 |
| | 2,250.00 | 000100 | 0.5 | | 2,522.00 | 000100 | 1.0 |
| | 2,341.60 | 000100 | 0.5 | | 2,565.00 | 027800 | 3.6 |
| | 2,359.00 | 017200 | 2.8 | | 2,900.00 | 000100 | 1.3 |
| | 2,393.00 | 000100 | 1.7 | | 3,000.00 | 000100 | 3.9 |
| | 2,400.00 | 000100 | 3.4 | | 3,000.00 | 024800 | 0.9 |
| | 2,500.15 | 000100 | 1.2 | | 3,386.00 | 000100 | 2.9 |
| | 2,600.00 | 003100 | 3.5 | | 3,386.00 | 017200 | 6.5 |
| | 2,600.00 | 025300 | 4.8 | | 3,500.00 | 000100 | 0.5 |
| | 2,750.00 | 014500 | 1.2 | Wtd. Avg. Base & Total Tons | 2,481.81 | | 83.9 |
| | 2,765.00 | 000100 | 6.2 | Merlot | 150.00 | 000100 | 7.4 |
| | 2,800.00 | 000100 | 1.7 | | 200.00 | 000100 | 9.9 |
| | 2,800.00 | 024800 | 0.7 | | 200.00 | 067980 | 7.9 |
| | 3,000.00 | 000100 | 19.9 | | 300.00 | 000100 | 120.0 |
| | 3,484.00 | 024500 | 12.6 | | 300.00 | 013600 | 7.9 |
| Wtd. Avg. Base & Total Tons | 2,526.93 | | 106.8 | | 450.00 | 021200 | 62.1 |
| | | | | | 500.00 | 000100 | 13.9 |
| Malbec | 1,000.00 | 057700 | 4.7 | | 500.00 | 017600 | 0.7 |
| | 1,250.00 | 022700 | 2.3 | | 525.00 | 000100 | 4.3 |
| | 1,450.00 | 000100 | 1.6 | | 574.19 | 020800 | 6.1 |
| | 1,700.00 | 000100 | 9.3 | | 600.00 | 020800 | 19.8 |
| | 1,800.00 | 000100 | 14.7 | | 800.00 | 000100 | 94.4 |
| | 1,800.00 | 020800 | 0.2 | | 800.00 | 022900 | 2.5 |
| | 2,000.00 | 000100 | 10.3 | | 800.00 | 025100 | 27.9 |
| | 2,200.00 | 024800 | 0.3 | | 870.00 | 000100 | 6.9 |
| | 2,300.00 | 021100 | 4.1 | | 900.00 | 000100 | 22.4 |
| | 2,400.79 | 000100 | 46.1 | | 950.00 | 024800 | 8.3 |
| | 2,400.79 | 013600 | 1.2 | | 956.00 | 024500 | 44.1 |
| | 2,400.79 | 020800 | 3.6 | | 1,000.00 | 000100 | 31.6 |
| | 2,419.96 | 017800 | 20.5 | | 1,000.00 | 020800 | 13.6 |
| | 2,420.00 | 000100 | 20.1 | | 1,000.00 | 022900 | 6.5 |
| | 2,435.00 | 000100 | 7.5 | | 1,035.00 | 000100 | 59.4 |
| | 2,500.00 | 020800 | 5.1 | | 1,100.00 | 021200 | 254.0 |
| | 2,517.00 | 024500 | 17.2 | | 1,100.00 | 022600 | 6.9 |
| | 2,520.00 | 000100 | 29.6 | | 1,100.00 | 026500 | 22.7 |
| | 2,520.83 | 017400 | 4.6 | | 1,100.00 | 053600 | 77.1 |
| | 2,520.83 | 021000 | 23.8 | | 1,100.00 | 062000 | 205.9 |
| | 2,637.48 | 000100 | 33.6 | | 1,162.00 | 024500 | 6.4 |
| | 2,640.87 | 000100 | 4.5 | | 1,200.00 | 000100 | 1,818.6 |
| | 2,650.00 | 000100 | 3.2 | | 1,200.00 | 013600 | 23.4 |
| | 2,661.96 | 000100 | 22.8 | | 1,200.00 | 022900 | 13.9 |
| | 2,700.00 | 017200 | 2.4 | | 1,200.00 | 057600 | 256.1 |
| | 2,760.91 | 000100 | 15.4 | | 1,200.00 | 057700 | 27.3 |
| | 2,782.95 | 000100 | 2.9 | | 1,200.00 | 067980 | 60.0 |
| | 2,783.00 | 024500 | 3.4 | | 1,217.95 | 014100 | 14.7 |
| | 2,800.00 | 000100 | 3.3 | | 1,250.00 | 022900 | 95.4 |
| | 3,000.00 | 000100 | 5.4 | | 1,250.00 | 067980 | 47.0 |
| | 3,000.00 | 020800 | 1.1 | | 1,300.00 | 000100 | 1,570.8 |
| | | | | | 1,300.00 | 017300 | 148.3 |
| | | | | | 1,300.00 | 022900 | 20.5 |
| | | | | | 1,300.00 | 057800 | 102.6 |
| | | | | | 1,300.00 | 067980 | 121.1 |
| | | | | | 1,300.00 | 068100 | 100.4 |
| | | | | | 1,325.00 | 020800 | 6.9 |

TABLE 8: BASE PRICE PAID TO GROWERS FOR GRAPES CRUSHED AND DELIVERED TO CALIFORNIA PROCESSORS FROM THE 2005 CROP WITH BRIX FACTORS AND PURCHASED TONNAGE, BY TYPE, VARIETY, REPORTING DISTRICT WHERE GROWN, AND WEIGHTED AVERAGE BASE PRICE.

| District, Type, and Variety | Base Price Per Ton | Brix Factors | Tons |
|--------------------------------|-----------------------|-----------------|------|
| | Dollars | Code a/ | |

| District, Type, and Variety | Base Price Per Ton | Brix Factors | Tons |
|--------------------------------|-----------------------|-----------------|------|
| | Dollars | Code a/ | |

| |
|------------------------------|
| DISTRICT 03 (Cont'd.) |
|------------------------------|

| | | | |
|------------------|----------|--------|---------|
| Merlot (Cont'd.) | 1,350.00 | 000100 | 10.2 |
| | 1,350.00 | 020800 | 9.0 |
| | 1,350.00 | 062000 | 418.0 |
| | 1,400.00 | 000100 | 365.1 |
| | 1,450.00 | 000100 | 366.1 |
| | 1,450.00 | 017200 | 5.8 |
| | 1,450.00 | 064175 | 29.8 |
| | 1,450.00 | 067980 | 148.4 |
| | 1,479.57 | 000100 | 143.3 |
| | 1,482.00 | 021200 | 1.7 |
| | 1,497.51 | 000100 | 74.3 |
| | 1,500.00 | 000100 | 614.6 |
| | 1,500.00 | 001900 | 59.6 |
| | 1,500.00 | 017200 | 63.2 |
| | 1,500.00 | 017400 | 0.5 |
| | 1,500.00 | 018000 | 39.9 |
| | 1,500.00 | 022900 | 18.6 |
| | 1,500.00 | 024800 | 11.1 |
| | 1,500.00 | 026900 | 30.5 |
| | 1,500.00 | 067980 | 70.3 |
| | 1,526.00 | 019100 | 119.3 |
| | 1,571.00 | 000100 | 0.3 |
| | 1,574.38 | 021200 | 92.1 |
| | 1,600.00 | 000100 | 261.0 |
| | 1,600.00 | 020800 | 49.3 |
| | 1,600.00 | 067980 | 15.5 |
| | 1,643.97 | 000100 | 734.5 |
| | 1,643.97 | 021000 | 312.2 |
| | 1,644.00 | 000100 | 41.8 |
| | 1,644.00 | 021000 | 5.7 |
| | 1,650.00 | 000100 | 123.4 |
| | 1,662.00 | 000100 | 185.2 |
| | 1,662.00 | 017200 | 45.1 |
| | 1,662.00 | 024500 | 14.1 |
| | 1,662.00 | 026900 | 13.5 |
| | 1,662.13 | 017800 | 58.0 |
| | 1,662.13 | 021000 | 36.5 |
| | 1,663.90 | 000100 | 158.5 |
| | 1,663.90 | 013800 | 55.9 |
| | 1,663.90 | 017000 | 63.6 |
| | 1,663.90 | 020600 | 60.8 |
| | 1,663.90 | 020800 | 85.9 |
| | 1,680.00 | 017200 | 57.9 |
| | 1,686.80 | 020800 | 27.2 |
| | 1,688.69 | 000100 | 62.4 |
| | 1,693.29 | 000100 | 35.5 |
| | 1,700.00 | 000100 | 647.2 |
| | 1,700.00 | 019100 | 512.9 |
| | 1,700.00 | 020800 | 11.6 |
| | 1,700.00 | 047000 | 52.2 |
| | 1,726.00 | 017200 | 49.3 |
| | 1,726.17 | 000100 | 107.7 |
| | 1,726.17 | 011400 | 66.8 |
| | 1,726.17 | 017200 | 38.3 |
| | 1,726.17 | 019100 | 35.9 |
| | 1,726.17 | 019300 | 21.6 |
| | 1,726.17 | 021000 | 53.2 |
| | 1,743.97 | 061000 | 94.6 |
| | 1,744.48 | 000100 | 120.6 |
| | 1,750.00 | 000100 | 21.6 |
| | 1,750.00 | 024500 | 12.0 |
| | 1,754.00 | 019100 | 171.2 |
| | 1,762.00 | 024500 | 20.4 |
| | 1,767.00 | 000100 | 6.6 |
| | 1,800.00 | 000100 | 657.9 |
| | 1,800.00 | 017000 | 140.6 |
| | 1,800.00 | 017800 | 5.3 |
| | 1,800.00 | 020800 | 60.6 |
| | 1,800.00 | 021500 | 59.9 |
| | 1,800.00 | 024500 | 150.9 |
| | 1,800.00 | 024800 | 7.7 |
| | 1,800.00 | 067980 | 20.0 |
| | 1,805.00 | 000100 | 57.2 |
| | 1,808.37 | 000100 | 1,015.7 |
| | 1,808.37 | 013600 | 3.4 |
| | 1,820.00 | 024500 | 30.1 |
| | 1,828.00 | 024500 | 60.7 |

| | | |
|----------|--------|-------|
| 1,828.34 | 000100 | 52.1 |
| 1,830.00 | 000100 | 10.1 |
| 1,830.29 | 000100 | 513.0 |
| 1,830.29 | 020800 | 37.9 |
| 1,831.70 | 000100 | 66.8 |
| 1,843.03 | 000100 | 44.0 |
| 1,850.00 | 000100 | 166.8 |
| 1,854.80 | 000100 | 36.3 |
| 1,860.00 | 000100 | 43.6 |
| 1,890.57 | 000100 | 618.7 |
| 1,890.57 | 017500 | 123.8 |
| 1,890.57 | 021000 | 87.2 |
| 1,900.00 | 000100 | 59.1 |
| 1,900.00 | 024800 | 12.0 |
| 1,900.00 | 026900 | 17.4 |
| 1,900.00 | 067980 | 158.1 |
| 1,911.00 | 024500 | 403.2 |
| 1,911.45 | 000100 | 33.4 |
| 1,913.49 | 000100 | 98.8 |
| 1,930.00 | 000100 | 4.2 |
| 1,935.00 | 024500 | 1.5 |
| 1,940.00 | 068100 | 63.6 |
| 1,945.78 | 000100 | 243.0 |
| 1,950.00 | 021000 | 2.4 |
| 1,959.75 | 000100 | 101.5 |
| 1,961.00 | 024500 | 57.0 |
| 1,980.00 | 000100 | 7.5 |
| 1,994.56 | 000100 | 52.0 |
| 1,996.68 | 000100 | 43.5 |
| 1,996.68 | 017200 | 7.2 |
| 1,996.68 | 019100 | 110.9 |
| 2,000.00 | 000100 | 707.2 |
| 2,000.00 | 017200 | 22.1 |
| 2,000.00 | 017800 | 92.6 |
| 2,000.00 | 021000 | 34.5 |
| 2,000.00 | 022900 | 4.0 |
| 2,000.00 | 024500 | 21.8 |
| 2,018.56 | 000100 | 7.5 |
| 2,018.56 | 017000 | 28.7 |
| 2,054.96 | 000100 | 3.3 |
| 2,079.88 | 000100 | 3.5 |
| 2,086.52 | 023400 | 16.0 |
| 2,100.00 | 000100 | 41.9 |
| 2,118.07 | 000100 | 24.3 |
| 2,122.67 | 000100 | 17.9 |
| 2,136.00 | 000100 | 12.7 |
| 2,137.16 | 000100 | 6.5 |
| 2,172.58 | 000100 | 2.0 |
| 2,181.00 | 024500 | 123.4 |
| 2,200.00 | 000100 | 74.8 |
| 2,200.00 | 020800 | 12.0 |
| 2,200.00 | 021000 | 2.5 |
| 2,200.00 | 021100 | 13.1 |
| 2,200.00 | 022900 | 29.2 |
| 2,207.10 | 000100 | 90.8 |
| 2,249.06 | 000100 | 48.8 |
| 2,250.00 | 024800 | 15.8 |
| 2,300.00 | 000100 | 5.7 |
| 2,326.00 | 000100 | 9.5 |
| 2,329.46 | 000100 | 62.9 |
| 2,363.55 | 000100 | 43.7 |
| 2,437.00 | 000100 | 47.2 |
| 2,450.00 | 017200 | 8.7 |
| 2,468.12 | 000100 | 19.4 |
| 2,477.31 | 000100 | 46.5 |
| 2,500.00 | 000100 | 3.4 |
| 2,500.00 | 021000 | 10.5 |
| 2,600.00 | 000100 | 9.9 |
| 2,600.00 | 021200 | 7.7 |
| 2,686.48 | 000100 | 17.3 |
| 2,700.00 | 019000 | 5.5 |
| 2,750.62 | 000100 | 9.3 |
| 2,800.00 | 024600 | 8.1 |
| 3,000.00 | 018000 | 2.3 |
| 3,000.00 | 019100 | 1.7 |
| 3,200.00 | 000100 | 27.3 |
| 3,500.00 | 000100 | 3.1 |
| 3,649.00 | 020800 | 4.9 |
| 3,649.00 | 024500 | 12.0 |

TABLE 8: BASE PRICE PAID TO GROWERS FOR GRAPES CRUSHED AND DELIVERED TO CALIFORNIA PROCESSORS FROM THE 2005 CROP WITH BRIX FACTORS AND PURCHASED TONNAGE, BY TYPE, VARIETY, REPORTING DISTRICT WHERE GROWN, AND WEIGHTED AVERAGE BASE PRICE.

| District, Type, and Variety | Base Price Per Ton | Brix Factors | Tons | District, Type, and Variety | Base Price Per Ton | Brix Factors | Tons |
|--------------------------------|-----------------------|-----------------|----------|--------------------------------|-----------------------|-----------------|------|
| | Dollars | Code a/ | | | Dollars | Code a/ | |
| DISTRICT 03 (Cont'd.) | | | | | 1,000.00 | 021500 | 0.3 |
| Merlot (Cont'd) | 3,878.42 | 000100 | 8.6 | | 1,100.00 | 017800 | 25.1 |
| | | | | | 1,300.00 | 025300 | 0.6 |
| | | | | | 1,500.00 | 000100 | 3.3 |
| Wtd. Avg. Base & Total Tons | 1,603.57 | | 20,195.2 | | 1,600.00 | 021200 | 0.5 |
| | | | | | 1,600.00 | 021500 | 2.6 |
| Meunier * | 1,495.00 | 000100 | 14.2 | | 1,800.00 | 002600 | 62.4 |
| | 1,600.00 | 019100 | 8.5 | | 1,900.00 | 000100 | 6.1 |
| | 1,947.62 | 006500 | 241.6 | | 1,900.00 | 014100 | 1.7 |
| | 2,142.38 | 006650 | 12.2 | | 2,000.00 | 000100 | 68.8 |
| | 2,337.14 | 017200 | 39.6 | | 2,000.00 | 002600 | 36.1 |
| | 2,387.14 | 000100 | 1.7 | | 2,000.00 | 017400 | 2.1 |
| | 3,000.00 | 000100 | 0.9 | | 2,000.00 | 017800 | 4.6 |
| | 3,350.00 | 000100 | 1.4 | | 2,000.00 | 020800 | 3.4 |
| | 4,000.00 | 018000 | 0.9 | | 2,000.00 | 021500 | 13.3 |
| | | | | | 2,000.00 | 027500 | 4.5 |
| Wtd. Avg. Base & Total Tons | 1,991.00 | | 321.0 | | 2,100.00 | 017200 | 19.9 |
| | | | | | 2,200.00 | 017400 | 1.1 |
| Nebbiolo | 1,450.00 | 000100 | 11.6 | | 2,200.00 | 024300 | 6.0 |
| | 2,700.00 | 019100 | 1.4 | | 2,200.00 | 024800 | 0.8 |
| | 4,000.00 | 019100 | 1.4 | | 2,200.00 | 027500 | 3.5 |
| | 7,939.28 | 000100 | 11.5 | | 2,300.00 | 000100 | 3.8 |
| | | | | | 2,300.00 | 067980 | 7.4 |
| Wtd. Avg. Base & Total Tons | 4,536.75 | | 25.9 | | 2,325.00 | 000100 | 14.8 |
| | | | | | 2,350.00 | 000100 | 5.6 |
| Petit Verdot | 1,000.00 | 057700 | 3.4 | | 2,383.00 | 026500 | 8.0 |
| | 1,331.12 | 020800 | 0.6 | | 2,385.19 | 000100 | 28.0 |
| | 1,450.00 | 000100 | 0.1 | | 2,400.00 | 000100 | 0.4 |
| | 1,600.00 | 000100 | 13.5 | | 2,400.00 | 014100 | 0.4 |
| | 1,750.00 | 000100 | 9.6 | | 2,400.00 | 017800 | 28.5 |
| | 1,800.00 | 000100 | 0.4 | | 2,400.00 | 019300 | 28.5 |
| | 1,800.00 | 020800 | 0.8 | | 2,400.00 | 024500 | 1.8 |
| | 2,000.00 | 017200 | 0.5 | | 2,443.00 | 014500 | 8.2 |
| | 2,230.00 | 000100 | 21.2 | | 2,443.00 | 027800 | 1.1 |
| | 2,300.00 | 000100 | 15.3 | | 2,443.47 | 003100 | 1.1 |
| | 2,400.00 | 027500 | 0.6 | | 2,443.47 | 017400 | 4.1 |
| | 2,500.00 | 017400 | 4.6 | | 2,443.47 | 017800 | 21.9 |
| | 2,500.00 | 019300 | 2.8 | | 2,443.47 | 023400 | 2.9 |
| | 2,500.00 | 021000 | 2.0 | | 2,443.47 | 070475 | 0.5 |
| | 2,500.00 | 024300 | 0.5 | | 2,445.00 | 000100 | 9.9 |
| | 2,625.00 | 000100 | 2.9 | | 2,445.12 | 000100 | 4.6 |
| | 2,650.00 | 000100 | 1.2 | | 2,450.00 | 000100 | 3.8 |
| | 2,662.24 | 000100 | 75.8 | | 2,450.00 | 024800 | 3.4 |
| | 2,662.24 | 020800 | 22.3 | | 2,450.00 | 027500 | 1.2 |
| | 2,675.00 | 017200 | 5.1 | | 2,500.00 | 000100 | 35.2 |
| | 2,676.00 | 000100 | 0.9 | | 2,500.00 | 017000 | 3.1 |
| | 2,685.92 | 017800 | 19.1 | | 2,500.00 | 017200 | 4.9 |
| | 2,685.95 | 000100 | 4.9 | | 2,500.00 | 017400 | 0.7 |
| | 2,685.95 | 021200 | 2.2 | | 2,500.00 | 017800 | 8.0 |
| | 2,686.00 | 000100 | 2.6 | | 2,500.00 | 024500 | 4.3 |
| | 2,686.00 | 014500 | 0.9 | | 2,500.00 | 026900 | 2.4 |
| | 2,692.50 | 023400 | 7.3 | | 2,500.00 | 027800 | 2.1 |
| | 2,700.00 | 017200 | 2.9 | | 2,508.00 | 000100 | 0.4 |
| | 2,795.35 | 021000 | 10.1 | | 2,600.00 | 000100 | 79.0 |
| | 2,805.50 | 000100 | 2.5 | | 2,600.00 | 001900 | 2.3 |
| | 2,954.51 | 000100 | 0.8 | | 2,600.00 | 003100 | 1.4 |
| | 2,954.55 | 000100 | 10.2 | | 2,600.00 | 014500 | 1.1 |
| | 2,955.00 | 024500 | 6.2 | | 2,600.00 | 017400 | 5.6 |
| | 3,000.00 | 000100 | 4.3 | | 2,600.00 | 024500 | 18.4 |
| | 3,061.58 | 000100 | 12.7 | | 2,650.00 | 000100 | 9.9 |
| | 3,089.00 | 024500 | 8.5 | | 2,683.34 | 000100 | 37.7 |
| | 3,092.97 | 000100 | 3.1 | | 2,687.82 | 000100 | 10.4 |
| | 3,114.00 | 024500 | 3.3 | | 2,687.82 | 024800 | 1.5 |
| | 3,200.00 | 022900 | 0.9 | | 2,700.00 | 000100 | 20.1 |
| | 3,223.14 | 017200 | 1.8 | | 2,700.00 | 020800 | 2.3 |
| | 3,500.00 | 000100 | 0.9 | | 2,700.00 | 024500 | 7.0 |
| | 3,675.00 | 000100 | 6.9 | | 2,700.00 | 067980 | 15.8 |
| | 3,885.54 | 000100 | 1.4 | | 2,701.14 | 000100 | 2.4 |
| | 4,000.00 | 000100 | 0.3 | | 2,742.97 | 000100 | 15.3 |
| | 8,000.00 | 000100 | 1.2 | | 2,800.00 | 000100 | 14.2 |
| | | | | | 2,800.00 | 027800 | 2.2 |
| Wtd. Avg. Base & Total Tons | 2,631.98 | | 299.1 | | 2,809.00 | 014500 | 6.8 |
| | | | | | 2,809.99 | 064510 | 1.2 |
| Petite Sirah | 200.00 | 000100 | 0.9 | | 2,850.00 | 000100 | 7.3 |
| | 200.00 | 067980 | 0.7 | | 2,933.00 | 020800 | 3.9 |
| | 612.00 | 002300 | 51.6 | | 3,000.00 | 000100 | 32.6 |
| | 750.00 | 000100 | 1.7 | | 3,000.00 | 002600 | 43.3 |
| | 800.00 | 000100 | 4.0 | | 3,000.00 | 017800 | 8.0 |
| | 1,000.00 | 000100 | 0.9 | | 3,100.75 | 000100 | 0.4 |
| | | | | | 3,215.00 | 000100 | 4.7 |

TABLE 8: BASE PRICE PAID TO GROWERS FOR GRAPES CRUSHED AND DELIVERED TO CALIFORNIA PROCESSORS FROM THE 2005 CROP WITH BRIX FACTORS AND PURCHASED TONNAGE, BY TYPE, VARIETY, REPORTING DISTRICT WHERE GROWN, AND WEIGHTED AVERAGE BASE PRICE.

| District, Type, and Variety | Base Price Per Ton | Brix Factors | Tons | District, Type, and Variety | Base Price Per Ton | Brix Factors | Tons |
|--------------------------------|-----------------------|-----------------|-------|--------------------------------|-----------------------|-----------------|---------|
| | Dollars | Code a/ | | | Dollars | Code a/ | |
| DISTRICT 03 (Cont'd.) | | | | | 1,900.00 | 008400 | 13.0 |
| | | | | | 1,900.00 | 020800 | 61.5 |
| Petite Sirah (Cont'd.) | 3,360.00 | 000100 | 1.1 | | 1,900.00 | 024500 | 14.4 |
| | 3,426.00 | 000100 | 13.3 | | 1,900.00 | 064960 | 35.8 |
| | 3,426.00 | 017200 | 3.7 | | 1,921.71 | 018000 | 9.4 |
| | 3,746.00 | 024500 | 23.8 | | 1,937.55 | 020800 | 438.2 |
| | 3,769.83 | 000100 | 1.1 | | 1,938.65 | 025100 | 5.0 |
| | 5,000.00 | 002600 | 4.4 | | 1,947.62 | 000100 | 1,854.2 |
| | | | | | 1,947.62 | 007900 | 314.8 |
| Wtd. Avg. Base & Total Tons | 2,347.47 | | 979.7 | | 1,947.62 | 017200 | 10.1 |
| | | | | | 1,947.62 | 019100 | 23.8 |
| Pinot Noir | 340.00 | 000100 | 3.2 | | 1,947.62 | 020800 | 56.6 |
| | 805.92 | 007600 | 0.4 | | 1,948.00 | 017300 | 3.5 |
| | 900.00 | 001700 | 20.4 | | 1,950.00 | 000100 | 16.5 |
| | 980.00 | 014100 | 1.9 | | 1,950.00 | 061650 | 59.5 |
| | 1,000.00 | 000100 | 60.5 | | 1,972.47 | 021000 | 9.0 |
| | 1,100.00 | 019500 | 46.7 | | 1,973.00 | 014500 | 1.8 |
| | 1,100.00 | 021200 | 27.8 | | 1,973.00 | 020800 | 28.9 |
| | 1,200.00 | 000100 | 171.7 | | 1,973.45 | 008400 | 55.5 |
| | 1,200.00 | 020800 | 42.6 | | 1,973.45 | 017800 | 26.0 |
| | 1,200.00 | 021200 | 150.0 | | 1,974.00 | 017200 | 67.7 |
| | 1,200.00 | 064175 | 8.4 | | 1,974.75 | 013800 | 20.4 |
| | 1,250.00 | 000100 | 1.2 | | 2,000.00 | 000100 | 167.0 |
| | 1,250.00 | 020800 | 113.8 | | 2,000.00 | 007800 | 38.6 |
| | 1,300.00 | 019500 | 15.7 | | 2,000.00 | 008400 | 1.5 |
| | 1,300.00 | 020800 | 9.7 | | 2,000.00 | 013400 | 1.0 |
| | 1,300.00 | 062000 | 48.8 | | 2,000.00 | 013800 | 14.2 |
| | 1,391.53 | 000100 | 56.0 | | 2,000.00 | 017200 | 55.8 |
| | 1,400.00 | 000100 | 19.4 | | 2,000.00 | 017400 | 3.3 |
| | 1,400.00 | 020800 | 108.8 | | 2,000.00 | 017600 | 18.5 |
| | 1,400.00 | 021200 | 17.5 | | 2,000.00 | 019100 | 31.0 |
| | 1,400.00 | 024500 | 30.4 | | 2,000.00 | 021200 | 42.8 |
| | 1,400.00 | 062000 | 24.4 | | 2,000.00 | 021500 | 2.0 |
| | 1,400.00 | 067980 | 64.0 | | 2,000.00 | 022900 | 10.0 |
| | 1,445.07 | 018000 | 12.5 | | 2,000.00 | 023100 | 10.0 |
| | 1,450.00 | 000100 | 46.4 | | 2,000.00 | 024300 | 7.7 |
| | 1,450.00 | 067980 | 40.8 | | 2,000.00 | 024500 | 122.8 |
| | 1,500.00 | 000100 | 432.5 | | 2,000.00 | 024800 | 90.0 |
| | 1,500.00 | 008620 | 126.4 | | 2,000.00 | 027600 | 2.1 |
| | 1,500.00 | 009000 | 55.3 | | 2,006.00 | 000100 | 0.1 |
| | 1,500.00 | 017300 | 11.0 | | 2,022.00 | 021200 | 61.8 |
| | 1,500.00 | 020800 | 167.5 | | 2,045.00 | 000100 | 74.1 |
| | 1,500.00 | 021200 | 289.7 | | 2,045.00 | 020800 | 107.9 |
| | 1,500.00 | 024500 | 117.1 | | 2,050.00 | 000100 | 16.5 |
| | 1,501.49 | 000100 | 30.2 | | 2,072.12 | 000100 | 18.7 |
| | 1,505.66 | 000100 | 30.9 | | 2,088.92 | 000100 | 12.6 |
| | 1,514.08 | 000100 | 107.2 | | 2,093.69 | 000100 | 98.7 |
| | 1,550.00 | 020800 | 16.2 | | 2,100.00 | 000100 | 22.5 |
| | 1,600.00 | 000100 | 49.2 | | 2,100.00 | 008400 | 57.3 |
| | 1,600.00 | 013800 | 5.1 | | 2,100.00 | 018000 | 27.4 |
| | 1,600.00 | 017200 | 9.5 | | 2,100.00 | 024500 | 67.2 |
| | 1,600.00 | 019100 | 27.6 | | 2,100.00 | 024800 | 11.1 |
| | 1,600.00 | 019500 | 8.9 | | 2,111.97 | 000100 | 45.4 |
| | 1,600.00 | 024500 | 478.0 | | 2,142.38 | 000100 | 345.8 |
| | 1,616.00 | 019100 | 5.1 | | 2,142.38 | 007900 | 177.1 |
| | 1,620.00 | 019100 | 9.7 | | 2,142.38 | 020800 | 10.2 |
| | 1,625.00 | 024500 | 29.7 | | 2,142.86 | 017400 | 2.8 |
| | 1,650.00 | 000100 | 104.0 | | 2,150.00 | 000100 | 1.2 |
| | 1,650.00 | 024500 | 10.6 | | 2,150.00 | 027800 | 32.6 |
| | 1,655.48 | 000100 | 79.6 | | 2,160.00 | 000100 | 1.0 |
| | 1,700.00 | 000100 | 163.4 | | 2,172.23 | 000100 | 60.4 |
| | 1,700.00 | 019100 | 21.1 | | 2,200.00 | 000100 | 129.7 |
| | 1,700.00 | 020800 | 185.3 | | 2,200.00 | 017200 | 53.9 |
| | 1,700.00 | 024500 | 76.7 | | 2,200.00 | 019100 | 139.5 |
| | 1,750.00 | 000100 | 34.4 | | 2,200.00 | 019200 | 28.3 |
| | 1,750.00 | 013800 | 5.4 | | 2,200.00 | 020800 | 4.0 |
| | 1,750.00 | 020800 | 29.0 | | 2,200.00 | 021200 | 10.0 |
| | 1,777.28 | 000100 | 305.3 | | 2,200.00 | 024500 | 13.3 |
| | 1,800.00 | 000100 | 235.2 | | 2,200.00 | 024800 | 11.7 |
| | 1,800.00 | 017300 | 33.9 | | 2,200.00 | 026500 | 28.7 |
| | 1,800.00 | 019100 | 260.1 | | 2,230.82 | 000100 | 20.6 |
| | 1,800.00 | 020800 | 45.4 | | 2,239.76 | 000100 | 135.5 |
| | 1,800.00 | 021000 | 34.2 | | 2,245.00 | 020800 | 2.0 |
| | 1,800.00 | 024500 | 144.7 | | 2,249.17 | 009100 | 350.3 |
| | 1,850.00 | 000100 | 69.8 | | 2,250.00 | 000100 | 120.0 |
| | 1,850.00 | 021200 | 24.6 | | 2,250.00 | 008400 | 12.3 |
| | 1,850.00 | 024800 | 18.7 | | 2,250.00 | 013600 | 11.0 |
| | 1,850.00 | 026500 | 41.3 | | 2,250.00 | 020700 | 2.8 |
| | 1,900.00 | 000100 | 166.6 | | 2,250.00 | 021200 | 2.3 |
| | | | | | 2,250.00 | 026500 | 60.6 |

TABLE 8: BASE PRICE PAID TO GROWERS FOR GRAPES CRUSHED AND DELIVERED TO CALIFORNIA PROCESSORS FROM THE 2005 CROP WITH BRIX FACTORS AND PURCHASED TONNAGE, BY TYPE, VARIETY, REPORTING DISTRICT WHERE GROWN, AND WEIGHTED AVERAGE BASE PRICE.

| District, Type, and Variety | Base Price Per Ton | Brix Factors | Tons |
|--------------------------------|-----------------------|-----------------|------|
| | Dollars | Code a/ | |

| District, Type, and Variety | Base Price Per Ton | Brix Factors | Tons |
|--------------------------------|-----------------------|-----------------|------|
| | Dollars | Code a/ | |

DISTRICT 03 (Cont'd.)

| | | | |
|----------------------|----------|--------|-------|
| Pinot Noir (Cont'd.) | 2,250.00 | 067980 | 4.6 |
| | 2,251.36 | 018000 | 15.9 |
| | 2,300.00 | 000100 | 84.9 |
| | 2,300.00 | 008400 | 0.5 |
| | 2,300.00 | 017200 | 3.5 |
| | 2,300.00 | 021000 | 81.8 |
| | 2,300.00 | 064800 | 92.2 |
| | 2,337.14 | 017200 | 167.1 |
| | 2,350.00 | 000100 | 30.9 |
| | 2,350.00 | 019100 | 60.5 |
| | 2,350.00 | 021000 | 44.8 |
| | 2,350.00 | 024800 | 15.0 |
| | 2,365.00 | 017900 | 5.4 |
| | 2,399.11 | 000100 | 40.2 |
| | 2,400.00 | 000100 | 265.1 |
| | 2,400.00 | 017200 | 0.2 |
| | 2,400.00 | 021500 | 6.5 |
| | 2,400.00 | 022700 | 23.5 |
| | 2,400.00 | 024500 | 23.7 |
| | 2,400.00 | 061590 | 18.4 |
| | 2,400.00 | 067980 | 22.7 |
| | 2,409.00 | 018000 | 7.7 |
| | 2,450.00 | 000100 | 8.1 |
| | 2,450.00 | 002100 | 14.3 |
| | 2,450.00 | 021500 | 37.0 |
| | 2,450.00 | 068630 | 58.5 |
| | 2,466.81 | 000100 | 42.5 |
| | 2,500.00 | 000100 | 444.1 |
| | 2,500.00 | 002600 | 28.4 |
| | 2,500.00 | 008400 | 5.2 |
| | 2,500.00 | 017200 | 13.3 |
| | 2,500.00 | 017800 | 11.4 |
| | 2,500.00 | 018000 | 16.5 |
| | 2,500.00 | 020800 | 39.9 |
| | 2,500.00 | 021000 | 10.8 |
| | 2,500.00 | 021500 | 21.5 |
| | 2,500.00 | 024500 | 20.0 |
| | 2,500.00 | 025100 | 9.8 |
| | 2,500.00 | 058000 | 6.8 |
| | 2,524.17 | 013400 | 29.7 |
| | 2,531.90 | 017200 | 95.2 |
| | 2,544.81 | 000100 | 27.6 |
| | 2,565.49 | 000100 | 4.5 |
| | 2,600.00 | 000100 | 54.4 |
| | 2,600.00 | 017200 | 1.7 |
| | 2,600.00 | 018000 | 13.0 |
| | 2,600.00 | 024500 | 2.1 |
| | 2,639.26 | 000100 | 13.3 |
| | 2,640.00 | 000100 | 11.6 |
| | 2,650.00 | 021500 | 10.1 |
| | 2,658.27 | 000100 | 17.1 |
| | 2,664.16 | 000100 | 6.2 |
| | 2,668.69 | 000100 | 6.6 |
| | 2,700.00 | 000100 | 140.0 |
| | 2,700.00 | 018000 | 8.7 |
| | 2,700.00 | 021200 | 1.6 |
| | 2,700.00 | 021500 | 1.8 |
| | 2,700.00 | 024500 | 2.6 |
| | 2,700.00 | 029125 | 4.0 |
| | 2,701.62 | 000100 | 16.6 |
| | 2,713.00 | 000100 | 35.2 |
| | 2,750.00 | 000100 | 48.1 |
| | 2,750.00 | 021000 | 7.4 |
| | 2,775.00 | 007800 | 75.5 |
| | 2,800.00 | 000100 | 111.8 |
| | 2,800.00 | 002300 | 12.8 |
| | 2,800.00 | 018000 | 28.7 |
| | 2,800.00 | 021000 | 23.1 |
| | 2,800.00 | 021500 | 7.9 |
| | 2,800.00 | 024800 | 0.9 |
| | 2,850.00 | 000100 | 76.9 |
| | 2,850.00 | 017400 | 12.7 |
| | 2,850.00 | 018000 | 9.0 |
| | 2,850.00 | 020800 | 4.7 |
| | 2,850.00 | 022900 | 8.0 |
| | 2,850.00 | 024500 | 5.0 |
| | 2,850.00 | 025400 | 0.4 |

| | | |
|----------|--------|-------|
| 2,850.00 | 027600 | 6.1 |
| 2,863.00 | 000100 | 24.3 |
| 2,873.69 | 019000 | 17.8 |
| 2,900.00 | 000100 | 12.2 |
| 2,900.00 | 021500 | 1.5 |
| 2,900.00 | 024800 | 5.9 |
| 2,962.13 | 018000 | 17.5 |
| 3,000.00 | 000100 | 356.0 |
| 3,000.00 | 001700 | 4.3 |
| 3,000.00 | 002600 | 33.3 |
| 3,000.00 | 008400 | 1.0 |
| 3,000.00 | 013600 | 5.2 |
| 3,000.00 | 017200 | 2.7 |
| 3,000.00 | 018000 | 5.2 |
| 3,000.00 | 021000 | 7.2 |
| 3,000.00 | 021500 | 9.5 |
| 3,000.00 | 022900 | 2.8 |
| 3,000.00 | 024300 | 12.5 |
| 3,000.00 | 024400 | 4.6 |
| 3,000.00 | 024500 | 1.0 |
| 3,000.00 | 024800 | 8.0 |
| 3,000.00 | 025100 | 9.1 |
| 3,000.00 | 027600 | 4.0 |
| 3,000.00 | 062000 | 8.7 |
| 3,023.69 | 000100 | 12.4 |
| 3,150.00 | 000100 | 63.7 |
| 3,150.00 | 022900 | 22.3 |
| 3,157.00 | 001700 | 7.1 |
| 3,165.47 | 000100 | 41.7 |
| 3,167.00 | 000100 | 5.9 |
| 3,172.00 | 019300 | 9.3 |
| 3,200.00 | 000100 | 42.4 |
| 3,200.00 | 017000 | 2.4 |
| 3,200.00 | 018000 | 4.0 |
| 3,200.00 | 021000 | 14.1 |
| 3,200.00 | 024800 | 2.2 |
| 3,200.00 | 028000 | 2.3 |
| 3,201.00 | 000100 | 23.0 |
| 3,250.00 | 000100 | 11.6 |
| 3,250.00 | 019100 | 6.6 |
| 3,300.00 | 000100 | 32.8 |
| 3,300.00 | 017200 | 2.9 |
| 3,300.00 | 022900 | 5.9 |
| 3,300.00 | 024400 | 9.8 |
| 3,350.00 | 000100 | 24.9 |
| 3,400.00 | 000100 | 1.5 |
| 3,400.00 | 013600 | 4.6 |
| 3,500.00 | 000100 | 159.7 |
| 3,500.00 | 017200 | 1.3 |
| 3,500.00 | 017400 | 2.4 |
| 3,500.00 | 018000 | 6.6 |
| 3,500.00 | 021000 | 20.9 |
| 3,500.00 | 021500 | 20.5 |
| 3,500.00 | 025100 | 14.2 |
| 3,600.00 | 000100 | 30.7 |
| 3,600.00 | 001700 | 0.4 |
| 3,600.00 | 013600 | 10.0 |
| 3,600.00 | 017400 | 3.7 |
| 3,605.00 | 000100 | 19.8 |
| 3,650.00 | 021000 | 7.5 |
| 3,655.03 | 018000 | 26.0 |
| 3,700.00 | 000100 | 10.9 |
| 3,725.00 | 021000 | 43.9 |
| 3,743.60 | 020800 | 220.4 |
| 3,750.00 | 000100 | 19.8 |
| 3,750.00 | 021000 | 3.1 |
| 3,760.00 | 000100 | 2.4 |
| 3,800.00 | 000100 | 11.7 |
| 3,800.00 | 017200 | 5.4 |
| 3,800.00 | 019200 | 15.1 |
| 3,850.00 | 017400 | 3.9 |
| 3,883.43 | 000100 | 26.4 |
| 3,947.00 | 000100 | 3.8 |
| 3,957.00 | 000100 | 7.3 |
| 4,000.00 | 000100 | 123.9 |
| 4,000.00 | 017400 | 7.4 |
| 4,000.00 | 022700 | 5.2 |
| 4,000.00 | 025100 | 27.9 |
| 4,018.00 | 027800 | 3.3 |
| 4,155.00 | 027800 | 3.4 |

TABLE 8: BASE PRICE PAID TO GROWERS FOR GRAPES CRUSHED AND DELIVERED TO CALIFORNIA PROCESSORS FROM THE 2005 CROP WITH BRIX FACTORS AND PURCHASED TONNAGE, BY TYPE, VARIETY, REPORTING DISTRICT WHERE GROWN, AND WEIGHTED AVERAGE BASE PRICE.

| District, Type, and Variety | Base Price Per Ton | Brix Factors | Tons | District, Type, and Variety | Base Price Per Ton | Brix Factors | Tons |
|--------------------------------|-----------------------|-----------------|----------|--------------------------------|-----------------------|-----------------|-------|
| | Dollars | Code a/ | | | Dollars | Code a/ | |
| DISTRICT 03 (Cont'd.) | | | | | 1,000.00 | 024800 | 2.5 |
| | | | | | 1,000.00 | 026900 | 2.0 |
| | | | | | 1,091.13 | 000100 | 40.6 |
| Pinot Noir (Cont'd.) | 4,214.57 | 022900 | 12.9 | | 1,100.00 | 000100 | 154.4 |
| | 4,325.99 | 000100 | 45.1 | | 1,200.00 | 000100 | 60.2 |
| | 4,400.00 | 000100 | 1.8 | | 1,217.95 | 021500 | 5.5 |
| | 4,500.00 | 000100 | 12.6 | | 1,224.70 | 021000 | 3.2 |
| | 4,500.00 | 018000 | 32.2 | | 1,400.00 | 000100 | 12.2 |
| | 4,541.20 | 000100 | 38.9 | | 1,400.00 | 017400 | 6.6 |
| | 4,700.40 | 022900 | 17.4 | | 1,400.00 | 020800 | 5.5 |
| | 5,000.00 | 000100 | 8.8 | | 1,400.00 | 021100 | 5.4 |
| | 5,145.72 | 021000 | 44.0 | | 1,400.00 | 025100 | 11.4 |
| | 5,280.00 | 013600 | 1.5 | | 1,450.00 | 000100 | 321.3 |
| | 6,000.00 | 000100 | 12.1 | | 1,500.00 | 000100 | 38.2 |
| | 6,652.00 | 027800 | 4.6 | | 1,500.00 | 017200 | 17.3 |
| | 9,255.53 | 000100 | 2.5 | | 1,500.00 | 017400 | 2.1 |
| | 14,212.47 | 000100 | 4.9 | | 1,502.91 | 000100 | 10.3 |
| | | | | | 1,530.00 | 017400 | 45.0 |
| Wtd. Avg. Base & Total Tons | 2,159.49 | | 16,133.6 | | 1,550.00 | 000100 | 21.9 |
| | | | | | 1,600.00 | 000100 | 13.7 |
| Primitivo | 2,269.47 | 000100 | 11.2 | | 1,600.00 | 021200 | 11.0 |
| | 2,297.00 | 014500 | 9.8 | | 1,650.00 | 000100 | 52.9 |
| | 2,340.00 | 000100 | 4.9 | | 1,650.00 | 024500 | 5.1 |
| | 2,466.81 | 000100 | 37.5 | | 1,670.00 | 000100 | 10.1 |
| | 2,500.00 | 000100 | 0.5 | | 1,679.95 | 000100 | 28.6 |
| | 3,351.07 | 000100 | 4.5 | | 1,700.00 | 000100 | 75.2 |
| | 3,409.09 | 000100 | 25.5 | | 1,700.00 | 017200 | 43.5 |
| Wtd. Avg. Base & Total Tons | 2,717.38 | | 93.9 | | 1,700.00 | 020800 | 47.5 |
| | | | | | 1,700.00 | 067980 | 56.4 |
| Sangiovese * | 200.00 | 067980 | 0.4 | | 1,750.00 | 017300 | 10.3 |
| | 525.00 | 000100 | 34.1 | | 1,800.00 | 000100 | 84.5 |
| | 1,000.00 | 000100 | 6.7 | | 1,800.00 | 017200 | 9.7 |
| | 1,450.00 | 000100 | 24.7 | | 1,800.00 | 024500 | 2.2 |
| | 1,450.00 | 017300 | 45.1 | | 1,800.00 | 067980 | 22.2 |
| | 1,500.00 | 000100 | 55.7 | | 1,835.05 | 000100 | 5.1 |
| | 1,500.00 | 067980 | 15.7 | | 1,837.72 | 000100 | 132.1 |
| | 1,654.61 | 000100 | 35.0 | | 1,842.89 | 061000 | 40.7 |
| | 1,700.00 | 000100 | 57.1 | | 1,860.00 | 019100 | 2.4 |
| | 1,700.00 | 014100 | 3.4 | | 1,900.00 | 000100 | 30.8 |
| | 1,700.00 | 022900 | 15.5 | | 1,900.00 | 014500 | 2.8 |
| | 1,800.00 | 000100 | 46.8 | | 1,900.00 | 020800 | 1.1 |
| | 1,800.00 | 022900 | 0.5 | | 1,900.00 | 022800 | 2.3 |
| | 1,800.00 | 027150 | 12.1 | | 1,900.00 | 027600 | 5.4 |
| | 1,850.00 | 000100 | 21.0 | | 1,911.00 | 024500 | 95.4 |
| | 1,950.00 | 017400 | 38.6 | | 1,940.76 | 000100 | 28.0 |
| | 2,000.00 | 000100 | 17.0 | | 1,950.00 | 000100 | 72.7 |
| | 2,000.00 | 002300 | 19.5 | | 2,000.00 | 000100 | 133.4 |
| | 2,000.00 | 002600 | 27.9 | | 2,000.00 | 002300 | 14.8 |
| | 2,000.00 | 021000 | 10.5 | | 2,000.00 | 002600 | 9.8 |
| | 2,000.00 | 024500 | 8.6 | | 2,000.00 | 013800 | 2.6 |
| | 2,040.00 | 000100 | 3.3 | | 2,000.00 | 017200 | 3.2 |
| | 2,100.00 | 000100 | 0.2 | | 2,000.00 | 017400 | 10.1 |
| | 2,100.00 | 024500 | 5.6 | | 2,000.00 | 019100 | 2.0 |
| | 2,195.00 | 000100 | 4.4 | | 2,000.00 | 021000 | 8.0 |
| | 2,195.35 | 023400 | 2.3 | | 2,000.00 | 021200 | 9.9 |
| | 2,200.00 | 000100 | 7.9 | | 2,000.00 | 024500 | 12.3 |
| | 2,269.47 | 000100 | 50.3 | | 2,000.00 | 027600 | 1.1 |
| | 2,300.00 | 000100 | 11.9 | | 2,040.00 | 014500 | 12.2 |
| | 2,363.49 | 000100 | 28.5 | | 2,040.00 | 017200 | 7.6 |
| | 2,391.37 | 000100 | 5.9 | | 2,040.00 | 021200 | 4.3 |
| | 2,500.00 | 014000 | 3.3 | | 2,040.00 | 024800 | 21.0 |
| | 2,500.00 | 027500 | 3.0 | | 2,040.32 | 000100 | 2.5 |
| | 2,600.00 | 000100 | 12.9 | | 2,040.32 | 023400 | 11.6 |
| | 2,829.29 | 000100 | 6.0 | | 2,041.91 | 000100 | 28.5 |
| | 3,000.00 | 000100 | 0.5 | | 2,041.91 | 024800 | 6.5 |
| | 3,000.00 | 002600 | 58.7 | | 2,050.00 | 000100 | 43.3 |
| | 3,072.54 | 000100 | 4.6 | | 2,050.00 | 027800 | 6.7 |
| | | | | | 2,050.00 | 067980 | 93.2 |
| Wtd. Avg. Base & Total Tons | 1,900.36 | | 705.2 | | 2,060.00 | 000100 | 0.1 |
| | | | | | 2,060.00 | 017200 | 11.4 |
| Syrah * | 700.00 | 021200 | 54.1 | | 2,061.11 | 000100 | 26.1 |
| | 800.00 | 000100 | 14.4 | | 2,092.89 | 000100 | 195.1 |
| | 875.00 | 000100 | 13.9 | | 2,092.89 | 013600 | 8.4 |
| | 958.41 | 020800 | 78.6 | | 2,092.89 | 017200 | 30.0 |
| | 1,000.00 | 000100 | 24.7 | | 2,092.89 | 027600 | 2.2 |
| | 1,000.00 | 017200 | 9.8 | | 2,100.00 | 000100 | 109.6 |
| | 1,000.00 | 017400 | 1.4 | | 2,100.00 | 017300 | 11.9 |
| | 1,000.00 | 021000 | 1.5 | | 2,100.00 | 018800 | 10.1 |
| | 1,000.00 | 024500 | 165.0 | | 2,100.00 | 021200 | 5.8 |
| | | | | | 2,100.00 | 027800 | 7.4 |

TABLE 8: BASE PRICE PAID TO GROWERS FOR GRAPES CRUSHED AND DELIVERED TO CALIFORNIA PROCESSORS FROM THE 2005 CROP WITH BRIX FACTORS AND PURCHASED TONNAGE, BY TYPE, VARIETY, REPORTING DISTRICT WHERE GROWN, AND WEIGHTED AVERAGE BASE PRICE.

| District, Type, and Variety | Base Price Per Ton | Brix Factors | Tons | District, Type, and Variety | Base Price Per Ton | Brix Factors | Tons |
|--------------------------------|-----------------------|-----------------|-------|--------------------------------|-----------------------|-----------------|---------|
| | Dollars | Code a/ | | | Dollars | Code a/ | |
| DISTRICT 03 (Cont'd.) | | | | | | | |
| Syrah * (Cont'd.) | 2,144.00 | 020800 | 65.1 | | 2,702.00 | 014100 | 6.3 |
| | 2,192.89 | 060920 | 58.3 | | 2,714.40 | 000100 | 70.9 |
| | 2,197.53 | 017400 | 23.4 | | 2,720.76 | 000100 | 8.7 |
| | 2,200.00 | 000100 | 95.0 | | 2,733.00 | 000100 | 3.7 |
| | 2,200.00 | 017400 | 10.5 | | 2,733.16 | 000100 | 3.9 |
| | 2,200.00 | 018000 | 5.6 | | 2,750.00 | 014500 | 1.5 |
| | 2,200.00 | 021100 | 4.2 | | 2,750.00 | 017400 | 24.0 |
| | 2,200.00 | 021200 | 3.5 | | 2,750.00 | 020800 | 42.1 |
| | 2,200.00 | 024800 | 10.0 | | 2,750.00 | 021000 | 9.0 |
| | 2,200.00 | 025100 | 1.4 | | 2,795.00 | 024500 | 5.0 |
| | 2,218.00 | 020800 | 13.1 | | 2,800.00 | 000100 | 198.8 |
| | 2,244.35 | 029050 | 8.9 | | 2,800.00 | 014500 | 1.1 |
| | 2,246.00 | 000100 | 66.7 | | 2,800.00 | 021200 | 10.0 |
| | 2,250.00 | 000100 | 92.8 | | 2,800.00 | 021500 | 7.6 |
| | 2,250.00 | 017200 | 8.4 | | 2,800.00 | 024800 | 11.6 |
| | 2,250.00 | 017400 | 9.3 | | 2,800.00 | 027800 | 1.6 |
| | 2,250.00 | 021000 | 9.9 | | 2,822.79 | 000100 | 1.1 |
| | 2,290.00 | 000100 | 3.1 | | 2,850.00 | 024800 | 6.8 |
| | 2,300.00 | 001000 | 4.5 | | 2,850.00 | 025100 | 2.7 |
| | 2,300.00 | 017400 | 13.3 | | 2,850.00 | 025400 | 4.2 |
| | 2,300.00 | 018000 | 6.7 | | 2,928.96 | 000100 | 1.4 |
| | 2,300.00 | 021200 | 15.5 | | 3,000.00 | 000100 | 116.2 |
| | 2,300.00 | 024500 | 20.0 | | 3,000.00 | 017300 | 38.2 |
| | 2,300.00 | 061000 | 36.8 | | 3,000.00 | 017600 | 2.6 |
| | 2,302.18 | 000100 | 89.4 | | 3,000.00 | 022900 | 5.8 |
| | 2,302.18 | 013600 | 21.2 | | 3,000.00 | 027600 | 1.8 |
| | 2,302.18 | 017400 | 7.7 | | 3,045.19 | 024500 | 5.1 |
| | 2,302.18 | 020800 | 12.0 | | 3,100.00 | 000100 | 5.4 |
| | 2,326.93 | 024800 | 17.2 | | 3,100.00 | 024800 | 9.2 |
| | 2,346.00 | 014500 | 8.1 | | 3,100.00 | 025400 | 6.8 |
| | 2,346.00 | 021000 | 31.0 | | 3,200.00 | 000100 | 15.4 |
| | 2,346.00 | 024500 | 15.4 | | 3,350.00 | 000100 | 1.7 |
| | 2,350.00 | 000100 | 9.4 | | 3,353.00 | 026500 | 8.0 |
| | 2,350.00 | 021200 | 4.6 | | 3,366.00 | 000100 | 2.0 |
| | 2,350.00 | 026500 | 10.1 | | 3,366.00 | 025400 | 8.5 |
| | 2,354.50 | 000100 | 111.9 | | 3,382.00 | 000100 | 11.8 |
| | 2,362.11 | 000100 | 10.2 | | 3,455.00 | 003100 | 4.7 |
| | 2,365.61 | 000100 | 5.3 | | 3,500.00 | 000100 | 37.5 |
| | 2,365.61 | 019200 | 19.7 | | 3,500.00 | 003100 | 18.2 |
| | 2,369.00 | 024500 | 15.2 | | 3,500.00 | 021000 | 1.7 |
| | 2,395.00 | 024500 | 8.4 | | 3,600.00 | 013400 | 4.3 |
| | 2,400.00 | 000100 | 30.6 | | 3,643.42 | 000100 | 5.7 |
| | 2,400.00 | 002600 | 2.8 | | 3,687.73 | 000100 | 2.1 |
| | 2,400.00 | 017300 | 4.3 | | 3,937.00 | 025400 | 7.6 |
| | 2,400.00 | 021200 | 1.0 | | 4,000.00 | 000100 | 4.5 |
| | 2,400.00 | 025400 | 3.3 | | 4,000.00 | 024800 | 16.4 |
| | 2,400.00 | 027800 | 4.1 | | 4,233.80 | 000100 | 8.5 |
| | 2,406.00 | 000100 | 6.4 | | 4,272.38 | 000100 | 6.8 |
| | 2,406.82 | 000100 | 27.5 | | 4,394.27 | 000100 | 14.8 |
| | 2,440.80 | 000100 | 4.8 | | 4,500.00 | 000100 | 19.9 |
| | 2,448.00 | 000100 | 25.9 | | 5,000.00 | 027800 | 3.7 |
| | 2,448.38 | 000100 | 47.4 | Wtd. Avg. Base & Total Tons | 2,081.04 | | 5,266.0 |
| | 2,448.38 | 027800 | 2.5 | Tannat | 1,000.00 | 000100 | 0.3 |
| | 2,482.90 | 000100 | 56.0 | | 1,625.35 | 000100 | 7.8 |
| | 2,500.00 | 000100 | 127.8 | Wtd. Avg. Base & Total Tons | 1,602.19 | | 8.1 |
| | 2,500.00 | 018000 | 5.2 | Tempranillo * | 8,118.96 | 000100 | 0.7 |
| | 2,500.00 | 021500 | 7.4 | Wtd. Avg. Base & Total Tons | 8,118.96 | | 0.7 |
| | 2,500.00 | 022900 | 3.6 | Teroldego | 2,269.47 | 000100 | 19.8 |
| | 2,500.00 | 024500 | 1.2 | | 2,466.81 | 000100 | 2.6 |
| | 2,500.00 | 026900 | 10.4 | Wtd. Avg. Base & Total Tons | 2,292.38 | | 22.4 |
| | 2,500.00 | 027800 | 1.9 | Tinta Cao | 880.00 | 000100 | 0.4 |
| | 2,500.15 | 000100 | 14.8 | | 5,023.00 | 000100 | 1.1 |
| | 2,501.22 | 000100 | 6.2 | Wtd. Avg. Base & Total Tons | 3,918.20 | | 1.5 |
| | 2,550.00 | 021000 | 10.0 | Zinfandel | 200.00 | 000100 | 5.9 |
| | 2,562.50 | 068100 | 14.6 | | 200.00 | 021500 | 5.9 |
| | 2,587.50 | 068100 | 18.9 | | 250.00 | 000100 | 3.8 |
| | 2,593.75 | 068100 | 30.9 | | 300.00 | 013800 | 10.6 |
| | 2,598.11 | 000100 | 20.2 | | 400.00 | 000100 | 80.6 |
| | 2,600.00 | 000100 | 20.9 | | 500.00 | 017300 | 23.3 |
| | 2,600.00 | 024500 | 6.5 | | 600.00 | 022900 | 10.6 |
| | 2,600.00 | 024800 | 5.4 | | | | |
| | 2,601.10 | 027800 | 7.1 | | | | |
| | 2,638.32 | 000100 | 13.2 | | | | |
| | 2,652.43 | 027800 | 2.7 | | | | |
| | 2,693.22 | 000100 | 19.5 | | | | |
| | 2,700.00 | 000100 | 1.7 | | | | |
| | 2,700.00 | 025400 | 16.2 | | | | |

TABLE 8: BASE PRICE PAID TO GROWERS FOR GRAPES CRUSHED AND DELIVERED TO CALIFORNIA PROCESSORS FROM THE 2005 CROP WITH BRIX FACTORS AND PURCHASED TONNAGE, BY TYPE, VARIETY, REPORTING DISTRICT WHERE GROWN, AND WEIGHTED AVERAGE BASE PRICE.

| District, Type, and Variety | Base Price Per Ton | Brix Factors | Tons | District, Type, and Variety | Base Price Per Ton | Brix Factors | Tons |
|--------------------------------|-----------------------|-----------------|-------|--------------------------------|-----------------------|-----------------|-------|
| | Dollars | Code a/ | | | Dollars | Code a/ | |
| DISTRICT 03 (Cont'd.) | | | | | 2,050.00 | 000100 | 8.1 |
| Zinfandel (Cont'd.) | 600.00 | 024800 | 6.2 | | 2,071.47 | 000100 | 127.8 |
| | 612.00 | 002300 | 111.8 | | 2,071.80 | 000100 | 20.9 |
| | 800.00 | 000100 | 72.0 | | 2,100.00 | 000100 | 6.6 |
| | 900.00 | 017600 | 2.7 | | 2,100.00 | 017200 | 158.4 |
| | 1,000.00 | 000100 | 57.2 | | 2,100.00 | 017300 | 29.2 |
| | 1,000.00 | 021000 | 9.1 | | 2,100.00 | 017400 | 6.0 |
| | 1,000.00 | 025300 | 9.6 | | 2,100.00 | 020800 | 8.7 |
| | 1,000.00 | 026900 | 1.0 | | 2,150.00 | 000100 | 6.9 |
| | 1,061.00 | 000100 | 3.1 | | 2,150.00 | 021000 | 17.4 |
| | 1,200.00 | 000100 | 10.0 | | 2,150.00 | 021500 | 2.2 |
| | 1,200.00 | 021200 | 65.3 | | 2,178.00 | 024500 | 6.3 |
| | 1,217.95 | 021500 | 8.8 | | 2,200.00 | 000100 | 106.3 |
| | 1,300.00 | 024600 | 11.0 | | 2,200.00 | 003800 | 24.1 |
| | 1,300.00 | 025300 | 8.9 | | 2,200.00 | 014100 | 3.2 |
| | 1,350.00 | 002300 | 25.3 | | 2,200.00 | 017200 | 1.5 |
| | 1,383.00 | 000100 | 3.7 | | 2,200.00 | 017600 | 3.3 |
| | 1,400.00 | 000100 | 7.8 | | 2,200.00 | 017800 | 12.0 |
| | 1,400.00 | 021600 | 2.6 | | 2,200.00 | 019100 | 71.4 |
| | 1,450.00 | 017300 | 37.7 | | 2,200.00 | 024300 | 12.4 |
| | 1,500.00 | 000100 | 111.3 | | 2,200.00 | 024500 | 3.5 |
| | 1,500.00 | 002900 | 3.7 | | 2,200.00 | 024800 | 7.1 |
| | 1,500.00 | 017200 | 10.1 | | 2,200.00 | 025100 | 17.4 |
| | 1,500.00 | 017800 | 2.6 | | 2,250.00 | 000100 | 94.9 |
| | 1,500.00 | 021500 | 17.5 | | 2,250.00 | 024800 | 6.3 |
| | 1,500.00 | 022900 | 2.8 | | 2,250.00 | 027500 | 5.3 |
| | 1,500.00 | 024500 | 47.6 | | 2,270.00 | 064800 | 61.2 |
| | 1,500.00 | 024800 | 1.2 | | 2,285.00 | 019100 | 42.8 |
| | 1,500.00 | 025400 | 5.8 | | 2,296.00 | 017200 | 5.1 |
| | 1,500.00 | 062000 | 22.6 | | 2,296.00 | 021000 | 16.2 |
| | 1,600.00 | 000100 | 163.6 | | 2,296.43 | 000100 | 82.0 |
| | 1,600.00 | 017800 | 12.9 | | 2,296.43 | 017800 | 189.9 |
| | 1,600.00 | 025100 | 8.4 | | 2,296.43 | 070450 | 13.5 |
| | 1,652.89 | 021000 | 17.3 | | 2,296.87 | 000100 | 109.9 |
| | 1,700.00 | 000100 | 92.5 | | 2,297.00 | 014500 | 55.5 |
| | 1,700.00 | 003800 | 36.8 | | 2,300.00 | 000100 | 268.7 |
| | 1,700.00 | 013600 | 43.0 | | 2,300.00 | 015900 | 1.0 |
| | 1,700.00 | 024500 | 26.6 | | 2,300.00 | 019100 | 72.0 |
| | 1,700.00 | 025300 | 48.3 | | 2,300.00 | 022900 | 5.8 |
| | 1,750.00 | 000100 | 50.9 | | 2,300.00 | 027500 | 7.5 |
| | 1,785.71 | 000100 | 1.4 | | 2,300.00 | 067980 | 25.3 |
| | 1,800.00 | 000100 | 48.0 | | 2,301.61 | 021000 | 3.6 |
| | 1,800.00 | 017200 | 1.2 | | 2,301.63 | 000100 | 6.4 |
| | 1,800.00 | 019100 | 31.0 | | 2,301.63 | 024800 | 3.6 |
| | 1,800.00 | 021000 | 59.6 | | 2,315.18 | 000100 | 3.9 |
| | 1,800.00 | 022800 | 22.3 | | 2,315.67 | 000100 | 405.0 |
| | 1,800.00 | 024600 | 177.3 | | 2,315.67 | 021000 | 267.2 |
| | 1,800.00 | 024800 | 7.6 | | 2,334.00 | 000100 | 0.8 |
| | 1,800.00 | 067980 | 35.3 | | 2,334.00 | 017400 | 32.7 |
| | 1,837.37 | 024800 | 4.3 | | 2,340.00 | 000100 | 62.6 |
| | 1,850.00 | 000100 | 4.8 | | 2,348.00 | 026500 | 21.8 |
| | 1,850.00 | 017200 | 8.2 | | 2,350.00 | 000100 | 25.7 |
| | 1,863.04 | 017800 | 79.6 | | 2,350.00 | 017200 | 88.8 |
| | 1,900.00 | 000100 | 661.6 | | 2,350.00 | 021200 | 3.2 |
| | 1,900.00 | 017800 | 4.7 | | 2,357.00 | 020800 | 7.0 |
| | 1,900.00 | 022900 | 5.3 | | 2,397.71 | 000100 | 6.7 |
| | 1,900.00 | 027600 | 4.5 | | 2,400.00 | 000100 | 57.5 |
| | 1,935.00 | 002900 | 2.5 | | 2,400.00 | 014100 | 6.7 |
| | 1,967.00 | 000100 | 90.1 | | 2,400.00 | 017200 | 11.3 |
| | 2,000.00 | 000100 | 657.1 | | 2,400.00 | 021200 | 18.3 |
| | 2,000.00 | 001900 | 14.8 | | 2,400.00 | 021600 | 20.7 |
| | 2,000.00 | 003800 | 19.1 | | 2,400.00 | 024400 | 8.8 |
| | 2,000.00 | 014100 | 11.5 | | 2,400.00 | 024500 | 299.2 |
| | 2,000.00 | 017200 | 5.4 | | 2,400.00 | 026900 | 3.6 |
| | 2,000.00 | 017800 | 67.9 | | 2,416.72 | 024800 | 10.4 |
| | 2,000.00 | 021000 | 35.1 | | 2,450.00 | 000100 | 250.1 |
| | 2,000.00 | 021200 | 7.2 | | 2,450.00 | 021600 | 4.9 |
| | 2,000.00 | 021500 | 5.5 | | 2,450.00 | 027500 | 11.2 |
| | 2,000.00 | 022900 | 29.7 | | 2,460.30 | 000100 | 9.3 |
| | 2,000.00 | 024500 | 27.9 | | 2,475.00 | 000100 | 45.8 |
| | 2,000.00 | 024600 | 652.8 | | 2,500.00 | 000100 | 805.2 |
| | 2,000.00 | 025300 | 40.0 | | 2,500.00 | 001900 | 59.9 |
| | 2,000.00 | 025400 | 1.6 | | 2,500.00 | 002300 | 17.7 |
| | 2,000.00 | 026700 | 8.5 | | 2,500.00 | 003100 | 1.9 |
| | 2,000.00 | 026900 | 8.7 | | 2,500.00 | 003800 | 14.8 |
| | 2,000.00 | 027500 | 23.4 | | 2,500.00 | 013800 | 12.2 |
| | 2,000.00 | 027800 | 8.7 | | 2,500.00 | 017100 | 5.7 |
| | 2,018.00 | 000100 | 220.1 | | 2,500.00 | 017200 | 153.6 |
| | | | | | 2,500.00 | 017400 | 20.2 |
| | | | | | 2,500.00 | 017800 | 14.3 |

TABLE 8: BASE PRICE PAID TO GROWERS FOR GRAPES CRUSHED AND DELIVERED TO CALIFORNIA PROCESSORS FROM THE 2005 CROP WITH BRIX FACTORS AND PURCHASED TONNAGE, BY TYPE, VARIETY, REPORTING DISTRICT WHERE GROWN, AND WEIGHTED AVERAGE BASE PRICE.

| District, Type, and Variety | Base Price Per Ton | Brix Factors | Tons |
|--------------------------------|-----------------------|-----------------|------|
| | Dollars | Code a/ | |

| District, Type, and Variety | Base Price Per Ton | Brix Factors | Tons |
|--------------------------------|-----------------------|-----------------|------|
| | Dollars | Code a/ | |

DISTRICT 03 (Cont'd.)

| | | | |
|---------------------|----------|--------|-------|
| Zinfandel (Cont'd.) | 2,500.00 | 019400 | 7.9 |
| | 2,500.00 | 021200 | 1.8 |
| | 2,500.00 | 021600 | 6.0 |
| | 2,500.00 | 022800 | 14.2 |
| | 2,500.00 | 022900 | 22.6 |
| | 2,500.00 | 024500 | 89.8 |
| | 2,500.00 | 024600 | 9.2 |
| | 2,500.00 | 025100 | 2.1 |
| | 2,500.00 | 067980 | 62.7 |
| | 2,526.07 | 022800 | 33.3 |
| | 2,527.00 | 014500 | 4.5 |
| | 2,531.79 | 024800 | 2.9 |
| | 2,532.00 | 019100 | 3.5 |
| | 2,546.70 | 000100 | 29.3 |
| | 2,547.24 | 000100 | 89.0 |
| | 2,553.53 | 000100 | 60.9 |
| | 2,575.00 | 017400 | 18.9 |
| | 2,600.00 | 000100 | 91.4 |
| | 2,600.00 | 003100 | 1.8 |
| | 2,600.00 | 014500 | 9.9 |
| | 2,600.00 | 019400 | 24.1 |
| | 2,600.00 | 024400 | 36.1 |
| | 2,600.00 | 024500 | 10.2 |
| | 2,600.00 | 031990 | 7.6 |
| | 2,600.00 | 067850 | 11.8 |
| | 2,600.51 | 000100 | 4.0 |
| | 2,607.51 | 000100 | 33.9 |
| | 2,617.30 | 000100 | 102.9 |
| | 2,619.00 | 024400 | 36.8 |
| | 2,620.00 | 024400 | 9.6 |
| | 2,650.00 | 000100 | 38.3 |
| | 2,650.00 | 021200 | 4.7 |
| | 2,650.00 | 027800 | 3.1 |
| | 2,662.46 | 000100 | 11.1 |
| | 2,663.02 | 000100 | 114.5 |
| | 2,666.00 | 014500 | 12.8 |
| | 2,676.00 | 021000 | 45.4 |
| | 2,700.00 | 000100 | 49.6 |
| | 2,700.00 | 017200 | 5.7 |
| | 2,700.00 | 024500 | 10.2 |
| | 2,700.00 | 026500 | 9.7 |
| | 2,700.00 | 027800 | 2.3 |
| | 2,729.17 | 017800 | 16.0 |
| | 2,742.00 | 008800 | 2.9 |
| | 2,778.62 | 023400 | 56.7 |
| | 2,799.26 | 019300 | 50.0 |
| | 2,800.00 | 000100 | 35.6 |
| | 2,800.00 | 017400 | 0.7 |
| | 2,800.00 | 019300 | 9.7 |
| | 2,800.00 | 024500 | 6.8 |
| | 2,827.00 | 000100 | 4.2 |
| | 2,844.65 | 000100 | 12.8 |
| | 2,845.50 | 000100 | 14.8 |
| | 2,853.00 | 025100 | 15.4 |
| | 2,867.00 | 024600 | 69.7 |
| | 2,870.54 | 022800 | 4.2 |
| | 2,871.09 | 024500 | 16.5 |
| | 2,894.59 | 021200 | 3.8 |
| | 2,900.00 | 022900 | 19.8 |
| | 2,950.00 | 027800 | 0.5 |
| | 3,000.00 | 000100 | 209.7 |
| | 3,000.00 | 014100 | 6.2 |
| | 3,000.00 | 017400 | 12.2 |
| | 3,000.00 | 018000 | 39.3 |
| | 3,000.00 | 021000 | 24.7 |
| | 3,000.00 | 022900 | 33.9 |
| | 3,000.00 | 024500 | 60.9 |
| | 3,000.00 | 024600 | 182.0 |
| | 3,000.00 | 025400 | 26.6 |
| | 3,000.00 | 027800 | 6.6 |
| | 3,001.00 | 000100 | 30.7 |
| | 3,030.00 | 000100 | 3.1 |
| | 3,085.00 | 024500 | 14.1 |
| | 3,194.00 | 000100 | 13.8 |
| | 3,200.00 | 000100 | 6.5 |
| | 3,200.00 | 027800 | 6.9 |
| | 3,215.00 | 000100 | 39.2 |

| | | | |
|--|----------|--------|------|
| | 3,261.00 | 024600 | 34.2 |
| | 3,300.00 | 000100 | 39.9 |
| | 3,300.00 | 024600 | 13.0 |
| | 3,350.00 | 025100 | 6.9 |
| | 3,350.24 | 000100 | 13.0 |
| | 3,350.24 | 018000 | 41.7 |
| | 3,360.00 | 000100 | 56.6 |
| | 3,360.00 | 017200 | 8.7 |
| | 3,360.00 | 019400 | 11.0 |
| | 3,360.00 | 024500 | 11.5 |
| | 3,360.00 | 025400 | 8.0 |
| | 3,386.00 | 024500 | 20.4 |
| | 3,400.00 | 000100 | 4.0 |
| | 3,400.00 | 027800 | 6.9 |
| | 3,406.00 | 024400 | 8.0 |
| | 3,492.52 | 027600 | 27.3 |
| | 3,528.90 | 024500 | 31.0 |
| | 3,600.00 | 000100 | 15.5 |
| | 3,701.42 | 000100 | 21.6 |
| | 3,746.00 | 024500 | 61.8 |
| | 3,769.83 | 000100 | 13.8 |
| | 3,770.00 | 019100 | 48.0 |
| | 3,770.00 | 024400 | 8.8 |
| | 3,800.00 | 000100 | 32.1 |
| | 3,800.00 | 024600 | 8.3 |
| | 3,900.00 | 025400 | 10.1 |
| | 4,000.00 | 000100 | 0.8 |
| | 4,000.00 | 017300 | 6.9 |
| | 4,000.00 | 028100 | 4.7 |
| | 4,219.26 | 020800 | 89.1 |
| | 4,500.00 | 000100 | 53.8 |
| | 6,024.10 | 000100 | 0.8 |

Wtd. Avg. Base & Total Tons 2,283.30 11,861.0

| | | | |
|--------------|----------|--------|------|
| Other Red b/ | 1,500.00 | 000100 | 15.3 |
| | 1,500.00 | 002300 | 1.5 |
| | 1,650.00 | 024500 | 4.3 |
| | 2,200.00 | 022700 | 21.2 |
| | 2,400.00 | 000100 | 7.0 |
| | 2,400.00 | 024500 | 10.5 |
| | 2,500.00 | 001900 | 31.5 |
| | 2,500.00 | 003800 | 11.3 |
| | 2,700.00 | 001900 | 8.8 |
| | 2,750.00 | 001900 | 23.9 |
| | 2,750.00 | 020800 | 12.3 |
| | 2,800.00 | 003800 | 16.0 |
| | 3,769.83 | 000100 | 5.2 |
| | 3,770.00 | 001900 | 31.9 |

Wtd. Avg. Base & Total Tons 2,670.21 200.7

DISTRICT 04

WINE GRAPES (WHITE)

| | | | |
|--------------|----------|--------|-------|
| Chardonnay * | 300.00 | 013600 | 4.4 |
| | 400.00 | 000100 | 3.5 |
| | 500.00 | 000100 | 3.4 |
| | 600.00 | 000100 | 11.3 |
| | 750.00 | 000100 | 164.7 |
| | 750.00 | 064800 | 303.7 |
| | 800.00 | 014500 | 30.6 |
| | 900.00 | 019500 | 285.0 |
| | 900.00 | 022700 | 10.5 |
| | 900.00 | 024800 | 1.5 |
| | 1,000.00 | 000100 | 0.9 |
| | 1,000.00 | 013600 | 11.4 |
| | 1,100.00 | 017400 | 5.6 |
| | 1,150.00 | 000100 | 10.5 |
| | 1,200.00 | 000100 | 4.1 |
| | 1,200.00 | 013600 | 4.0 |
| | 1,200.00 | 019100 | 25.5 |
| | 1,200.00 | 067980 | 114.3 |
| | 1,200.00 | 070100 | 196.3 |
| | 1,225.00 | 000100 | 4.5 |
| | 1,250.00 | 000100 | 60.3 |
| | 1,279.61 | 000100 | 148.9 |

TABLE 8: BASE PRICE PAID TO GROWERS FOR GRAPES CRUSHED AND DELIVERED TO CALIFORNIA PROCESSORS FROM THE 2005 CROP WITH BRIX FACTORS AND PURCHASED TONNAGE, BY TYPE, VARIETY, REPORTING DISTRICT WHERE GROWN, AND WEIGHTED AVERAGE BASE PRICE.

| District, Type, and Variety | Base Price Per Ton | Brix Factors | Tons |
|--------------------------------|-----------------------|-----------------|------|
| | Dollars | Code a/ | |

| District, Type, and Variety | Base Price Per Ton | Brix Factors | Tons |
|--------------------------------|-----------------------|-----------------|------|
| | Dollars | Code a/ | |

DISTRICT 04 (Cont'd.)

| | | | |
|------------------------|----------|--------|-------|
| Chardonnay * (Cont'd.) | 1,300.00 | 000100 | 3.3 |
| | 1,325.00 | 061600 | 37.2 |
| | 1,350.00 | 070100 | 205.4 |
| | 1,400.00 | 007800 | 110.6 |
| | 1,400.00 | 017200 | 13.7 |
| | 1,400.00 | 020800 | 24.1 |
| | 1,400.00 | 061600 | 102.9 |
| | 1,400.00 | 070100 | 204.9 |
| | 1,450.00 | 056900 | 153.9 |
| | 1,450.00 | 061600 | 152.3 |
| | 1,450.00 | 065200 | 103.2 |
| | 1,500.00 | 000100 | 176.0 |
| | 1,500.00 | 007800 | 110.5 |
| | 1,500.00 | 061600 | 38.3 |
| | 1,567.28 | 000100 | 100.1 |
| | 1,589.58 | 007800 | 92.3 |
| | 1,600.00 | 000100 | 31.9 |
| | 1,600.00 | 007800 | 131.8 |
| | 1,600.00 | 020800 | 29.6 |
| | 1,623.72 | 000100 | 258.2 |
| | 1,648.37 | 007800 | 89.9 |
| | 1,650.00 | 000100 | 18.5 |
| | 1,650.00 | 017200 | 10.1 |
| | 1,671.09 | 007800 | 216.8 |
| | 1,671.69 | 019100 | 44.5 |
| | 1,688.00 | 019100 | 0.8 |
| | 1,688.94 | 007800 | 13.6 |
| | 1,700.00 | 000100 | 11.1 |
| | 1,700.00 | 007800 | 67.5 |
| | 1,700.00 | 009000 | 28.9 |
| | 1,700.00 | 061600 | 170.6 |
| | 1,775.17 | 007800 | 312.4 |
| | 1,800.00 | 000100 | 180.8 |
| | 1,800.00 | 013600 | 1.4 |
| | 1,800.00 | 020800 | 16.0 |
| | 1,800.00 | 021000 | 4.1 |
| | 1,800.00 | 022700 | 32.6 |
| | 1,800.00 | 025100 | 7.8 |
| | 1,817.22 | 000100 | 22.3 |
| | 1,818.61 | 007800 | 41.2 |
| | 1,850.00 | 000100 | 62.0 |
| | 1,850.00 | 009000 | 25.6 |
| | 1,867.69 | 019000 | 39.8 |
| | 1,884.51 | 000100 | 18.5 |
| | 1,884.52 | 000100 | 94.6 |
| | 1,890.00 | 000100 | 153.6 |
| | 1,895.25 | 000100 | 89.3 |
| | 1,900.00 | 000100 | 620.3 |
| | 1,900.00 | 008400 | 11.8 |
| | 1,900.00 | 017200 | 2.9 |
| | 1,900.00 | 020800 | 47.3 |
| | 1,900.00 | 023100 | 17.5 |
| | 1,911.01 | 017000 | 44.1 |
| | 1,924.65 | 008400 | 31.9 |
| | 1,950.00 | 008400 | 51.9 |
| | 1,950.00 | 056900 | 46.8 |
| | 1,960.00 | 000100 | 3.8 |
| | 1,972.09 | 008400 | 91.5 |
| | 1,995.00 | 000100 | 124.0 |
| | 2,000.00 | 000100 | 313.2 |
| | 2,000.00 | 002200 | 5.2 |
| | 2,000.00 | 009000 | 1.0 |
| | 2,000.00 | 013600 | 42.5 |
| | 2,000.00 | 017200 | 50.2 |
| | 2,000.00 | 019100 | 11.8 |
| | 2,000.00 | 021000 | 8.0 |
| | 2,000.00 | 021200 | 10.2 |
| | 2,002.01 | 000100 | 52.6 |
| | 2,005.93 | 000100 | 15.8 |
| | 2,010.96 | 000100 | 36.5 |
| | 2,020.95 | 000100 | 8.0 |
| | 2,050.00 | 000100 | 23.2 |
| | 2,061.03 | 000100 | 28.7 |
| | 2,075.00 | 002300 | 49.7 |
| | 2,089.13 | 000100 | 103.1 |
| | 2,089.13 | 017200 | 90.3 |
| | 2,090.00 | 000100 | 6.8 |

| | | | |
|--|----------|--------|-------|
| | 2,093.01 | 020700 | 103.4 |
| | 2,100.00 | 000100 | 674.3 |
| | 2,100.00 | 021500 | 35.8 |
| | 2,108.00 | 000100 | 14.0 |
| | 2,112.81 | 000100 | 77.7 |
| | 2,120.00 | 017400 | 8.4 |
| | 2,122.00 | 000100 | 2.2 |
| | 2,123.22 | 000100 | 164.1 |
| | 2,128.00 | 000100 | 41.0 |
| | 2,128.00 | 013600 | 9.4 |
| | 2,128.00 | 014000 | 5.1 |
| | 2,128.00 | 017200 | 27.4 |
| | 2,128.00 | 020800 | 4.0 |
| | 2,128.00 | 025100 | 10.8 |
| | 2,128.66 | 000100 | 260.1 |
| | 2,134.87 | 000100 | 54.2 |
| | 2,142.58 | 000100 | 199.2 |
| | 2,150.00 | 017000 | 25.8 |
| | 2,157.00 | 000100 | 21.4 |
| | 2,162.93 | 000100 | 75.4 |
| | 2,166.00 | 000100 | 141.6 |
| | 2,170.00 | 008400 | 22.3 |
| | 2,172.19 | 008400 | 299.7 |
| | 2,173.62 | 000100 | 62.3 |
| | 2,193.59 | 000100 | 143.1 |
| | 2,194.00 | 000100 | 61.1 |
| | 2,200.00 | 000100 | 613.1 |
| | 2,200.00 | 002300 | 49.7 |
| | 2,200.00 | 002900 | 2.4 |
| | 2,200.00 | 017200 | 15.8 |
| | 2,200.00 | 019100 | 24.7 |
| | 2,200.00 | 020800 | 2.3 |
| | 2,200.00 | 021000 | 23.6 |
| | 2,200.00 | 060450 | 40.6 |
| | 2,203.66 | 013600 | 20.4 |
| | 2,206.00 | 000100 | 37.7 |
| | 2,221.76 | 000100 | 88.5 |
| | 2,224.64 | 000100 | 28.3 |
| | 2,234.40 | 000100 | 92.3 |
| | 2,237.90 | 000100 | 42.6 |
| | 2,250.00 | 000100 | 46.9 |
| | 2,250.00 | 017600 | 50.6 |
| | 2,270.69 | 000100 | 34.8 |
| | 2,273.00 | 000100 | 21.8 |
| | 2,275.00 | 017000 | 24.8 |
| | 2,278.53 | 019500 | 640.0 |
| | 2,293.86 | 000100 | 79.8 |
| | 2,295.49 | 000100 | 57.8 |
| | 2,298.04 | 000100 | 95.8 |
| | 2,298.04 | 016100 | 120.7 |
| | 2,298.04 | 016900 | 92.6 |
| | 2,300.00 | 000100 | 376.7 |
| | 2,300.00 | 008400 | 13.6 |
| | 2,300.00 | 019000 | 33.4 |
| | 2,301.28 | 000100 | 31.2 |
| | 2,312.00 | 008400 | 15.5 |
| | 2,328.00 | 029050 | 12.0 |
| | 2,335.90 | 000100 | 132.3 |
| | 2,340.00 | 020800 | 20.2 |
| | 2,340.80 | 000100 | 160.2 |
| | 2,340.80 | 016350 | 84.2 |
| | 2,341.52 | 000100 | 9.2 |
| | 2,341.53 | 013600 | 49.2 |
| | 2,350.00 | 000100 | 51.3 |
| | 2,350.00 | 021100 | 6.3 |
| | 2,400.00 | 000100 | 625.7 |
| | 2,400.00 | 017200 | 10.1 |
| | 2,400.00 | 017400 | 2.8 |
| | 2,400.00 | 019100 | 13.4 |
| | 2,400.00 | 020800 | 88.3 |
| | 2,402.50 | 017100 | 44.0 |
| | 2,402.59 | 000100 | 56.5 |
| | 2,447.00 | 069800 | 10.1 |
| | 2,447.96 | 013600 | 20.3 |
| | 2,447.96 | 020800 | 24.9 |
| | 2,448.66 | 000100 | 152.0 |
| | 2,450.00 | 000100 | 226.7 |
| | 2,450.00 | 022700 | 9.8 |
| | 2,489.13 | 000100 | 86.0 |
| | 2,496.81 | 000100 | 25.1 |

TABLE 8: BASE PRICE PAID TO GROWERS FOR GRAPES CRUSHED AND DELIVERED TO CALIFORNIA PROCESSORS FROM THE 2005 CROP WITH BRIX FACTORS AND PURCHASED TONNAGE, BY TYPE, VARIETY, REPORTING DISTRICT WHERE GROWN, AND WEIGHTED AVERAGE BASE PRICE.

| District, Type, and Variety | Base Price Per Ton | Brix Factors | Tons | District, Type, and Variety | Base Price Per Ton | Brix Factors | Tons |
|--------------------------------|-----------------------|-----------------|----------|--------------------------------|-----------------------|-----------------|-------|
| | Dollars | Code a/ | | | Dollars | Code a/ | |
| DISTRICT 04 (Cont'd.) | | | | Chenin Blanc | 650.00 | 011100 | 81.0 |
| Chardonnay * (Cont'd.) | 2,500.00 | 000100 | 157.7 | | 725.00 | 016800 | 9.0 |
| | 2,500.00 | 020800 | 104.8 | | 800.00 | 001900 | 2.0 |
| | 2,500.00 | 021200 | 2.0 | | 872.34 | 000100 | 29.6 |
| | 2,502.62 | 000100 | 76.5 | | 874.55 | 000100 | 6.1 |
| | 2,506.95 | 019100 | 25.1 | Wtd. Avg. Base & Total Tons | 719.90 | | 127.7 |
| | 2,506.96 | 000100 | 28.8 | Flora | 1,945.74 | 015200 | 39.5 |
| | 2,527.85 | 000100 | 41.6 | Wtd. Avg. Base & Total Tons | 1,945.74 | | 39.5 |
| | 2,553.00 | 017600 | 47.1 | Gewurztraminer | 950.00 | 000100 | 7.6 |
| | 2,553.60 | 000100 | 136.9 | | 1,275.00 | 019100 | 3.5 |
| | 2,553.60 | 017600 | 66.3 | Wtd. Avg. Base & Total Tons | 1,052.48 | | 11.1 |
| | 2,553.60 | 017800 | 43.1 | Marsanne | 1,600.00 | 000100 | 8.7 |
| | 2,555.18 | 000100 | 34.1 | | 3,200.00 | 025400 | 15.6 |
| | 2,568.02 | 000100 | 115.3 | Wtd. Avg. Base & Total Tons | 2,627.16 | | 24.3 |
| | 2,569.82 | 020800 | 64.3 | Muscat Blanc * | 1,100.00 | 000100 | 2.5 |
| | 2,570.00 | 000100 | 10.0 | | 1,360.39 | 000100 | 10.3 |
| | 2,579.99 | 018410 | 47.2 | | 1,500.00 | 000100 | 17.0 |
| | 2,585.72 | 000100 | 68.8 | | 1,550.00 | 000100 | 6.8 |
| | 2,594.34 | 000100 | 290.4 | | 1,600.00 | 000100 | 8.9 |
| | 2,600.00 | 000100 | 22.9 | | 1,800.00 | 000100 | 1.0 |
| | 2,600.00 | 021000 | 13.9 | | 2,000.00 | 002200 | 2.0 |
| | 2,608.89 | 017000 | 13.1 | Wtd. Avg. Base & Total Tons | 1,501.90 | | 48.5 |
| | 2,625.00 | 000100 | 4.5 | Pinot Blanc | 1,279.25 | 000100 | 87.4 |
| | 2,642.98 | 000100 | 82.9 | | 1,600.00 | 000100 | 14.1 |
| | 2,642.99 | 000100 | 85.6 | | 3,020.34 | 000100 | 10.7 |
| | 2,642.99 | 017200 | 76.5 | Wtd. Avg. Base & Total Tons | 1,485.60 | | 112.2 |
| | 2,644.81 | 017600 | 70.7 | Pinot Gris * | 1,698.58 | 007800 | 15.6 |
| | 2,660.00 | 017600 | 328.7 | | 1,700.00 | 000100 | 39.6 |
| | 2,660.00 | 017800 | 4.8 | | 1,732.50 | 007800 | 17.8 |
| | 2,660.83 | 000100 | 25.3 | | 1,800.00 | 014500 | 0.4 |
| | 2,688.71 | 011800 | 79.7 | | 1,850.00 | 000100 | 10.9 |
| | 2,697.11 | 000100 | 61.1 | | 1,850.00 | 021000 | 9.9 |
| | 2,700.00 | 000100 | 79.3 | | 1,887.73 | 021000 | 11.7 |
| | 2,700.00 | 002200 | 31.8 | | 1,900.00 | 000100 | 13.8 |
| | 2,700.00 | 017200 | 21.5 | | 1,900.00 | 021000 | 8.2 |
| | 2,702.75 | 000100 | 123.1 | | 1,923.00 | 000100 | 7.3 |
| | 2,750.00 | 013600 | 30.9 | | 1,959.08 | 000100 | 46.2 |
| | 2,750.00 | 017600 | 15.8 | | 2,000.00 | 000100 | 17.0 |
| | 2,800.00 | 000100 | 10.4 | | 2,000.00 | 017000 | 18.1 |
| | 2,800.00 | 002300 | 65.7 | | 2,086.13 | 021000 | 49.8 |
| | 2,800.00 | 014500 | 11.3 | | 2,100.00 | 017000 | 15.0 |
| | 2,850.00 | 000100 | 20.2 | | 2,128.00 | 021000 | 5.8 |
| | 2,873.69 | 000100 | 9.3 | | 2,185.45 | 021000 | 100.3 |
| | 2,900.00 | 000100 | 5.8 | | 2,187.00 | 021000 | 8.6 |
| | 2,900.00 | 017000 | 2.2 | | 2,211.00 | 021000 | 27.9 |
| | 2,900.00 | 027600 | 10.8 | | 2,250.00 | 021000 | 11.1 |
| | 3,000.00 | 000100 | 134.3 | | 2,298.04 | 021000 | 23.7 |
| | 3,000.00 | 002300 | 49.1 | | 2,866.04 | 020700 | 11.9 |
| | 3,000.00 | 013600 | 1.2 | Wtd. Avg. Base & Total Tons | 2,047.31 | | 470.6 |
| | 3,000.00 | 024500 | 5.3 | Roussanne | 4,250.00 | 000100 | 1.5 |
| | 3,020.34 | 000100 | 143.4 | Wtd. Avg. Base & Total Tons | 4,250.00 | | 1.5 |
| | 3,020.34 | 021000 | 13.5 | Sauvignon Blanc | 500.00 | 014000 | 15.4 |
| | 3,071.00 | 013800 | 8.1 | | 1,000.00 | 021200 | 38.0 |
| | 3,087.00 | 000100 | 6.9 | | 1,044.00 | 019100 | 28.9 |
| | 3,100.00 | 002900 | 2.3 | | 1,200.00 | 000100 | 58.3 |
| | 3,100.00 | 017200 | 3.8 | | 1,250.00 | 000100 | 16.9 |
| | 3,132.00 | 000100 | 8.4 | | 1,250.00 | 020800 | 52.0 |
| | 3,195.52 | 000100 | 33.6 | | 1,300.00 | 000100 | 32.5 |
| | 3,198.13 | 000100 | 46.3 | | 1,400.00 | 000100 | 25.0 |
| | 3,200.72 | 000100 | 39.8 | | 1,500.00 | 000100 | 198.7 |
| | 3,300.00 | 000100 | 69.0 | | 1,500.00 | 030940 | 3.2 |
| | 3,300.00 | 017200 | 17.8 | | 1,500.00 | 031550 | 4.2 |
| | 3,400.00 | 000100 | 120.2 | | 1,512.50 | 017200 | 180.7 |
| | 3,500.00 | 000100 | 5.0 | | 1,515.00 | 000100 | 62.1 |
| | 3,516.95 | 000100 | 28.3 | | | | |
| | 3,550.66 | 000100 | 64.2 | | | | |
| | 3,750.00 | 000100 | 37.4 | | | | |
| | 3,750.00 | 017200 | 30.8 | | | | |
| | 3,750.00 | 024500 | 24.6 | | | | |
| | 4,000.00 | 000100 | 34.2 | | | | |
| | 4,500.00 | 017200 | 16.2 | | | | |
| | 4,550.00 | 000100 | 31.1 | | | | |
| | 6,500.00 | 017400 | 37.1 | | | | |
| | 7,083.00 | 000100 | 10.9 | | | | |
| Wtd. Avg. Base & Total Tons | 2,111.63 | | 18,183.0 | | | | |

TABLE 8: BASE PRICE PAID TO GROWERS FOR GRAPES CRUSHED AND DELIVERED TO CALIFORNIA PROCESSORS FROM THE 2005 CROP WITH BRIX FACTORS AND PURCHASED TONNAGE, BY TYPE, VARIETY, REPORTING DISTRICT WHERE GROWN, AND WEIGHTED AVERAGE BASE PRICE.

| District, Type, and Variety | Base Price Per Ton | Brix Factors | Tons | District, Type, and Variety | Base Price Per Ton | Brix Factors | Tons |
|--------------------------------|-----------------------|-----------------|-------|--------------------------------|-----------------------|-----------------|---------|
| | Dollars | Code a/ | | | Dollars | Code a/ | |
| DISTRICT 04 (Cont'd.) | | | | | | | |
| Sauvignon Blanc (Cont'd.) | 1,528.95 | 000100 | 63.2 | | 2,229.84 | 000100 | 5.7 |
| | 1,546.87 | 000100 | 33.1 | | 2,230.51 | 017000 | 45.1 |
| | 1,550.00 | 000100 | 1.6 | | 3,000.00 | 000100 | 1.1 |
| | 1,596.25 | 017200 | 45.0 | | 3,159.93 | 000100 | 8.5 |
| | 1,599.00 | 017200 | 23.6 | | 3,500.00 | 013800 | 2.3 |
| | 1,600.00 | 000100 | 556.7 | | 4,584.24 | 000100 | 58.2 |
| | 1,600.00 | 014500 | 25.3 | Wtd. Avg. Base & Total Tons | 1,711.15 | | 6,600.7 |
| | 1,600.00 | 017400 | 12.4 | Sauvignon Musque | 1,600.00 | 000100 | 18.3 |
| | 1,600.00 | 023100 | 5.4 | | 1,650.00 | 000100 | 25.2 |
| | 1,616.00 | 000100 | 1.1 | | 1,800.00 | 013600 | 3.3 |
| | 1,616.29 | 017200 | 13.1 | | 1,896.72 | 000100 | 14.5 |
| | 1,616.33 | 000100 | 45.9 | | 1,960.00 | 021200 | 73.8 |
| | 1,616.33 | 018900 | 15.5 | | 2,000.00 | 000100 | 16.9 |
| | 1,616.38 | 013600 | 75.9 | | 2,215.06 | 000100 | 14.4 |
| | 1,617.00 | 000100 | 473.8 | Wtd. Avg. Base & Total Tons | 1,890.91 | | 166.4 |
| | 1,621.89 | 017200 | 23.0 | Sauvignon Vert * | 1,800.00 | 000100 | 7.6 |
| | 1,625.00 | 000100 | 132.9 | Wtd. Avg. Base & Total Tons | 1,800.00 | | 7.6 |
| | 1,629.00 | 000100 | 4.1 | Semillon | 1,000.00 | 030940 | 3.5 |
| | 1,629.00 | 017200 | 14.1 | | 1,150.00 | 000100 | 9.5 |
| | 1,629.00 | 021200 | 20.9 | | 1,500.00 | 000100 | 14.4 |
| | 1,629.32 | 000100 | 50.5 | | 1,600.00 | 000100 | 5.1 |
| | 1,629.37 | 000100 | 588.2 | | 1,650.00 | 000100 | 38.8 |
| | 1,630.00 | 000100 | 18.6 | | 1,725.00 | 000100 | 9.6 |
| | 1,630.00 | 020800 | 3.7 | | 1,750.00 | 017200 | 26.5 |
| | 1,640.36 | 000100 | 56.6 | | 1,753.86 | 000100 | 36.7 |
| | 1,645.66 | 000100 | 12.0 | | 1,800.00 | 013400 | 6.5 |
| | 1,650.00 | 000100 | 689.2 | | 1,805.26 | 000100 | 5.6 |
| | 1,659.99 | 000100 | 133.8 | | 1,818.00 | 000100 | 5.5 |
| | 1,675.00 | 000100 | 100.4 | | 1,837.50 | 000100 | 7.1 |
| | 1,680.00 | 000100 | 62.3 | | 1,875.00 | 000100 | 5.9 |
| | 1,683.00 | 000100 | 15.8 | | 1,903.55 | 000100 | 9.1 |
| | 1,692.26 | 018900 | 41.0 | | 1,929.38 | 000100 | 20.4 |
| | 1,700.00 | 000100 | 168.0 | | 2,000.00 | 000100 | 32.6 |
| | 1,704.73 | 000100 | 134.4 | | 2,029.05 | 000100 | 14.8 |
| | 1,711.00 | 017000 | 2.9 | | 2,100.00 | 000100 | 8.6 |
| | 1,716.33 | 018900 | 15.5 | | 2,236.00 | 000100 | 2.3 |
| | 1,717.00 | 000100 | 18.3 | | 2,280.00 | 000100 | 22.9 |
| | 1,722.90 | 017200 | 31.0 | | 2,296.00 | 000100 | 15.0 |
| | 1,725.00 | 000100 | 13.0 | | 2,512.07 | 019100 | 6.2 |
| | 1,725.94 | 000100 | 27.2 | | 2,513.00 | 013400 | 11.2 |
| | 1,726.00 | 000100 | 51.3 | | 2,600.00 | 000100 | 5.4 |
| | 1,729.37 | 000100 | 247.4 | | 3,000.00 | 000100 | 1.5 |
| | 1,732.00 | 014100 | 4.7 | | 3,093.22 | 014100 | 6.0 |
| | 1,750.00 | 000100 | 17.1 | | 3,943.32 | 000100 | 38.2 |
| | 1,750.00 | 013600 | 2.4 | | 5,015.60 | 000100 | 7.7 |
| | 1,754.33 | 000100 | 41.5 | Wtd. Avg. Base & Total Tons | 2,186.05 | | 376.6 |
| | 1,775.92 | 018900 | 22.1 | Viognier | 900.00 | 000100 | 0.4 |
| | 1,783.15 | 013400 | 46.1 | | 1,300.00 | 070526 | 72.4 |
| | 1,792.25 | 012650 | 108.5 | | 1,964.00 | 000100 | 3.4 |
| | 1,800.00 | 000100 | 84.5 | | 1,964.00 | 025300 | 21.6 |
| | 1,800.00 | 013600 | 15.8 | | 2,000.00 | 000100 | 1.1 |
| | 1,800.00 | 014500 | 23.9 | | 2,009.61 | 000100 | 18.7 |
| | 1,811.18 | 000100 | 76.5 | | 2,200.00 | 020800 | 9.3 |
| | 1,820.00 | 000100 | 32.3 | | 2,215.06 | 000100 | 2.7 |
| | 1,840.84 | 000100 | 84.3 | | 2,412.00 | 017600 | 12.5 |
| | 1,847.08 | 015700 | 48.6 | | 2,456.24 | 000100 | 13.0 |
| | 1,849.23 | 018900 | 19.7 | | 2,500.00 | 000100 | 16.7 |
| | 1,849.65 | 000100 | 21.1 | | 2,500.00 | 019500 | 23.4 |
| | 1,850.00 | 000100 | 254.7 | | 2,600.00 | 000100 | 4.4 |
| | 1,850.00 | 013600 | 20.7 | | 3,000.00 | 000100 | 5.7 |
| | 1,860.89 | 017200 | 137.1 | | 3,000.00 | 017200 | 1.4 |
| | 1,885.00 | 000100 | 91.9 | | 4,500.00 | 000100 | 1.3 |
| | 1,900.00 | 000100 | 23.8 | Wtd. Avg. Base & Total Tons | 1,974.62 | | 208.0 |
| | 1,918.00 | 000100 | 7.3 | White Riesling * | 950.00 | 000100 | 11.2 |
| | 1,950.00 | 000100 | 63.3 | | 1,300.00 | 000100 | 12.7 |
| | 1,965.67 | 000100 | 55.5 | | 2,000.00 | 002000 | 2.3 |
| | 2,000.00 | 000100 | 217.5 | | 2,128.00 | 000100 | 9.0 |
| | 2,000.00 | 017400 | 37.6 | | 2,407.66 | 000100 | 4.7 |
| | 2,000.00 | 024500 | 1.2 | | 2,412.00 | 016100 | 89.9 |
| | 2,054.00 | 000100 | 20.2 | | | | |
| | 2,100.00 | 000100 | 33.4 | | | | |
| | 2,185.00 | 000100 | 10.2 | | | | |
| | 2,200.00 | 000100 | 21.9 | | | | |
| | 2,200.00 | 024800 | 40.1 | | | | |
| | 2,215.06 | 000100 | 4.8 | | | | |
| | 2,229.09 | 013100 | 5.9 | | | | |

TABLE 8: BASE PRICE PAID TO GROWERS FOR GRAPES CRUSHED AND DELIVERED TO CALIFORNIA PROCESSORS FROM THE 2005 CROP WITH BRIX FACTORS AND PURCHASED TONNAGE, BY TYPE, VARIETY, REPORTING DISTRICT WHERE GROWN, AND WEIGHTED AVERAGE BASE PRICE.

| District, Type, and Variety | Base Price Per Ton | Brix Factors | Tons | District, Type, and Variety | Base Price Per Ton | Brix Factors | Tons |
|--------------------------------|-----------------------|-----------------|-------|--------------------------------|-----------------------|-----------------|------|
| | Dollars | Code a/ | | | Dollars | Code a/ | |
| DISTRICT 04 (Cont'd.) | | | | | 3,940.00 | 000100 | 12.6 |
| | | | | | 3,950.00 | 000100 | 10.0 |
| White Riesling * (Cont'd.) | 4,824.00 | 003500 | 6.7 | | 3,999.13 | 020900 | 8.8 |
| | | | | | 4,000.00 | 000100 | 34.5 |
| Wtd. Avg. Base & Total Tons | 2,281.15 | | 136.5 | | 4,000.00 | 020900 | 8.0 |
| | | | | | 4,000.00 | 021200 | 3.0 |
| Other White b/ | 2,200.00 | 013000 | 8.7 | | 4,000.00 | 021500 | 11.5 |
| | 4,400.00 | 000100 | 0.6 | | 4,000.00 | 024500 | 2.0 |
| | | | | | 4,000.00 | 024800 | 5.6 |
| Wtd. Avg. Base & Total Tons | 2,341.94 | | 9.3 | | 4,000.00 | 025300 | 11.8 |
| | | | | | 4,024.00 | 000100 | 9.2 |
| | | | | | 4,035.18 | 000100 | 15.1 |
| | | | | | 4,128.55 | 000100 | 11.7 |
| | | | | | 4,129.00 | 000100 | 6.4 |
| | | | | | 4,131.95 | 019200 | 12.9 |
| | | | | | 4,135.18 | 019100 | 31.8 |
| | | | | | 4,200.00 | 021800 | 0.9 |
| | | | | | 4,218.48 | 000100 | 3.1 |
| | | | | | 4,218.48 | 019000 | 6.7 |
| | | | | | 4,250.00 | 000100 | 12.2 |
| | | | | | 4,261.51 | 000100 | 5.2 |
| | | | | | 4,288.31 | 000100 | 3.6 |
| | | | | | 4,320.00 | 000100 | 8.2 |
| | | | | | 4,325.00 | 017400 | 4.4 |
| | | | | | 4,325.15 | 000100 | 1.9 |
| | | | | | 4,341.90 | 000100 | 5.1 |
| | | | | | 4,400.00 | 000100 | 29.9 |
| | | | | | 4,410.23 | 000100 | 1.9 |
| | | | | | 4,425.95 | 000100 | 2.8 |
| | | | | | 4,500.00 | 000100 | 34.3 |
| | | | | | 4,500.00 | 014000 | 6.4 |
| | | | | | 4,500.00 | 019400 | 4.8 |
| | | | | | 4,500.00 | 021800 | 0.2 |
| | | | | | 4,500.00 | 025100 | 0.8 |
| | | | | | 4,500.00 | 028000 | 6.0 |
| | | | | | 4,521.00 | 067960 | 3.6 |
| | | | | | 4,600.00 | 021000 | 4.4 |
| | | | | | 4,601.98 | 000100 | 21.2 |
| | | | | | 4,633.51 | 000100 | 7.5 |
| | | | | | 4,718.34 | 000100 | 13.0 |
| | | | | | 4,722.22 | 000100 | 54.6 |
| | | | | | 4,722.22 | 017200 | 41.0 |
| | | | | | 4,738.00 | 000100 | 4.8 |
| | | | | | 4,800.00 | 000100 | 0.9 |
| | | | | | 4,822.40 | 000100 | 31.7 |
| | | | | | 4,915.00 | 000100 | 0.9 |
| | | | | | 4,918.98 | 000100 | 20.9 |
| | | | | | 4,934.21 | 000100 | 13.3 |
| | | | | | 5,000.00 | 000100 | 10.3 |
| | | | | | 5,000.00 | 019400 | 4.5 |
| | | | | | 5,000.00 | 021200 | 10.7 |
| | | | | | 5,000.00 | 024500 | 1.7 |
| | | | | | 5,000.00 | 025100 | 1.5 |
| | | | | | 5,017.35 | 000100 | 5.0 |
| | | | | | 5,108.20 | 000100 | 1.1 |
| | | | | | 5,200.00 | 000100 | 11.4 |
| | | | | | 5,500.00 | 024800 | 2.1 |
| | | | | | 5,593.22 | 000100 | 20.0 |
| | | | | | 5,750.00 | 013600 | 1.5 |
| | | | | | 5,800.00 | 000100 | 3.3 |
| | | | | | 5,850.00 | 000100 | 9.0 |
| | | | | | 5,900.00 | 000100 | 18.5 |
| | | | | | 5,961.38 | 000100 | 5.2 |
| | | | | | 6,000.00 | 000100 | 13.3 |
| | | | | | 6,000.00 | 002600 | 4.8 |
| | | | | | 6,000.00 | 014500 | 1.1 |
| | | | | | 6,000.00 | 024800 | 4.0 |
| | | | | | 6,000.00 | 025400 | 6.4 |
| | | | | | 6,120.00 | 000100 | 4.6 |
| | | | | | 6,250.00 | 000100 | 1.0 |
| | | | | | 6,250.00 | 024500 | 2.9 |
| | | | | | 6,375.00 | 000100 | 3.7 |
| | | | | | 6,440.68 | 022900 | 2.8 |
| | | | | | 6,475.00 | 000100 | 35.2 |
| | | | | | 6,954.57 | 000100 | 10.7 |
| | | | | | 7,200.00 | 021100 | 1.2 |
| | | | | | 7,295.45 | 000100 | 4.4 |
| | | | | | 7,494.74 | 000100 | 3.4 |
| | | | | | 7,500.00 | 000100 | 9.1 |
| | | | | | 8,000.00 | 000100 | 9.9 |

TABLE 8: BASE PRICE PAID TO GROWERS FOR GRAPES CRUSHED AND DELIVERED TO CALIFORNIA PROCESSORS FROM THE 2005 CROP WITH BRIX FACTORS AND PURCHASED TONNAGE, BY TYPE, VARIETY, REPORTING DISTRICT WHERE GROWN, AND WEIGHTED AVERAGE BASE PRICE.

| District, Type, and Variety | Base Price Per Ton | Brix Factors | Tons | District, Type, and Variety | Base Price Per Ton | Brix Factors | Tons |
|--------------------------------|-----------------------|-----------------|---------|--------------------------------|-----------------------|-----------------|-------|
| | Dollars | Code a/ | | | Dollars | Code a/ | |
| DISTRICT 04 (Cont'd.) | | | | | 2,129.00 | 000100 | 33.1 |
| | | | | | 2,150.00 | 000100 | 122.5 |
| Cabernet Franc (Cont'd.) | 8,000.00 | 027800 | 2.1 | | 2,200.00 | 000100 | 57.7 |
| | 9,200.00 | 067960 | 3.7 | | 2,200.00 | 013600 | 1.1 |
| | 9,425.38 | 000100 | 2.5 | | 2,200.00 | 021000 | 10.0 |
| | 12,500.00 | 025100 | 7.0 | | 2,204.00 | 000100 | 9.1 |
| | | | | | 2,250.00 | 000100 | 12.5 |
| | | | | | 2,250.00 | 013600 | 20.6 |
| Wtd. Avg. Base & Total Tons | 4,113.98 | | 1,619.2 | | 2,250.00 | 024500 | 9.8 |
| | | | | | 2,270.00 | 013600 | 10.1 |
| Cabernet Sauvignon | 200.00 | 000100 | 26.5 | | 2,300.00 | 000100 | 82.0 |
| | 400.00 | 000100 | 6.3 | | 2,300.00 | 061900 | 69.9 |
| | 500.00 | 000100 | 46.4 | | 2,300.00 | 065200 | 18.2 |
| | 550.00 | 020800 | 70.0 | | 2,339.00 | 024500 | 3.6 |
| | 550.00 | 064800 | 143.4 | | 2,355.19 | 000100 | 523.7 |
| | 600.00 | 000100 | 2.0 | | 2,400.00 | 000100 | 143.8 |
| | 700.00 | 000100 | 13.3 | | 2,400.00 | 021000 | 2.7 |
| | 750.00 | 056900 | 212.4 | | 2,400.00 | 026500 | 44.3 |
| | 800.00 | 022600 | 99.0 | | 2,400.00 | 070100 | 21.9 |
| | 800.00 | 024500 | 33.5 | | 2,450.00 | 000100 | 70.5 |
| | 1,000.00 | 000100 | 18.6 | | 2,483.39 | 020800 | 68.3 |
| | 1,000.00 | 013600 | 6.3 | | 2,500.00 | 000100 | 310.1 |
| | 1,000.00 | 017400 | 43.6 | | 2,500.00 | 014000 | 31.4 |
| | 1,000.00 | 019500 | 47.9 | | 2,500.00 | 014500 | 17.2 |
| | 1,000.00 | 021000 | 3.8 | | 2,500.00 | 017600 | 2.5 |
| | 1,000.00 | 023000 | 32.6 | | 2,500.00 | 021000 | 9.7 |
| | 1,200.00 | 000100 | 7.4 | | 2,500.00 | 021200 | 5.6 |
| | 1,200.00 | 020800 | 87.8 | | 2,500.00 | 024800 | 19.8 |
| | 1,300.00 | 013600 | 1.7 | | 2,500.00 | 027600 | 10.9 |
| | 1,320.00 | 000100 | 2.5 | | 2,500.00 | 061900 | 129.7 |
| | 1,400.00 | 065500 | 182.3 | | 2,500.00 | 065000 | 169.6 |
| | 1,500.00 | 000100 | 22.1 | | 2,500.00 | 065100 | 33.9 |
| | 1,500.00 | 002600 | 16.2 | | 2,500.00 | 065200 | 56.3 |
| | 1,500.00 | 017400 | 185.7 | | 2,500.00 | 065500 | 3.5 |
| | 1,500.00 | 020800 | 4.0 | | 2,500.00 | 067980 | 85.3 |
| | 1,500.00 | 024800 | 13.9 | | 2,534.13 | 013600 | 3.4 |
| | 1,500.00 | 025100 | 2.0 | | 2,550.00 | 024800 | 331.8 |
| | 1,500.00 | 064800 | 71.9 | | 2,600.00 | 000100 | 216.4 |
| | 1,500.00 | 070100 | 97.4 | | 2,600.00 | 017000 | 113.1 |
| | 1,524.41 | 000100 | 36.1 | | 2,630.00 | 000100 | 13.5 |
| | 1,587.19 | 000100 | 111.0 | | 2,685.24 | 017200 | 1.1 |
| | 1,597.19 | 000100 | 376.8 | | 2,700.00 | 000100 | 10.9 |
| | 1,600.00 | 000100 | 1.0 | | 2,700.00 | 061900 | 94.6 |
| | 1,600.00 | 022900 | 282.6 | | 2,800.00 | 000100 | 380.3 |
| | 1,600.00 | 024500 | 22.4 | | 2,800.00 | 017400 | 71.5 |
| | 1,693.60 | 000100 | 7.7 | | 2,800.00 | 017600 | 5.5 |
| | 1,695.21 | 020800 | 654.1 | | 2,800.00 | 022800 | 68.1 |
| | 1,700.00 | 070100 | 49.4 | | 2,800.00 | 024600 | 6.6 |
| | 1,800.00 | 000100 | 140.0 | | 2,800.00 | 024800 | 3.2 |
| | 1,800.00 | 013600 | 8.4 | | 2,860.00 | 000100 | 18.0 |
| | 1,800.00 | 019100 | 3.8 | | 2,900.00 | 025100 | 29.3 |
| | 1,800.00 | 020800 | 11.1 | | 2,922.83 | 022800 | 227.0 |
| | 1,800.00 | 021200 | 6.7 | | 2,950.00 | 022900 | 92.4 |
| | 1,800.00 | 025450 | 2.1 | | 2,975.00 | 021200 | 19.9 |
| | 1,800.00 | 027600 | 4.3 | | 2,997.57 | 019000 | 14.0 |
| | 1,800.00 | 070100 | 50.6 | | 3,000.00 | 000100 | 966.0 |
| | 1,867.00 | 000100 | 28.0 | | 3,000.00 | 002300 | 7.7 |
| | 1,900.00 | 000100 | 51.5 | | 3,000.00 | 017300 | 46.0 |
| | 1,900.00 | 014500 | 3.7 | | 3,000.00 | 017600 | 8.5 |
| | 1,900.00 | 022900 | 141.9 | | 3,000.00 | 020800 | 1.8 |
| | 1,900.00 | 070100 | 114.1 | | 3,000.00 | 021000 | 3.0 |
| | 1,910.16 | 026900 | 5.4 | | 3,000.00 | 021100 | 5.6 |
| | 1,989.62 | 000100 | 130.1 | | 3,000.00 | 021200 | 23.9 |
| | 2,000.00 | 000100 | 64.4 | | 3,000.00 | 021800 | 10.1 |
| | 2,000.00 | 013600 | 3.7 | | 3,000.00 | 024500 | 67.8 |
| | 2,000.00 | 013800 | 30.9 | | 3,000.00 | 024800 | 20.0 |
| | 2,000.00 | 017200 | 1.0 | | 3,000.00 | 025350 | 15.0 |
| | 2,000.00 | 017400 | 104.9 | | 3,000.00 | 027500 | 10.5 |
| | 2,000.00 | 017600 | 66.1 | | 3,000.00 | 027800 | 51.5 |
| | 2,000.00 | 021200 | 39.0 | | 3,000.00 | 061900 | 11.1 |
| | 2,000.00 | 022900 | 199.3 | | 3,000.00 | 070220 | 13.4 |
| | 2,000.00 | 023100 | 14.9 | | 3,100.00 | 000100 | 59.4 |
| | 2,000.00 | 024800 | 9.3 | | 3,100.00 | 021500 | 17.4 |
| | 2,000.00 | 056900 | 49.9 | | 3,100.14 | 000100 | 32.0 |
| | 2,020.00 | 000100 | 14.6 | | 3,138.72 | 000100 | 104.4 |
| | 2,020.01 | 000100 | 231.2 | | 3,145.80 | 000100 | 10.5 |
| | 2,044.44 | 000100 | 54.0 | | 3,158.53 | 000100 | 91.8 |
| | 2,060.00 | 064800 | 66.4 | | 3,198.70 | 000100 | 16.2 |
| | 2,100.00 | 000100 | 0.3 | | 3,200.00 | 000100 | 305.5 |
| | 2,100.00 | 065000 | 358.0 | | 3,200.00 | 013600 | 6.9 |

TABLE 8: BASE PRICE PAID TO GROWERS FOR GRAPES CRUSHED AND DELIVERED TO CALIFORNIA PROCESSORS FROM THE 2005 CROP WITH BRIX FACTORS AND PURCHASED TONNAGE, BY TYPE, VARIETY, REPORTING DISTRICT WHERE GROWN, AND WEIGHTED AVERAGE BASE PRICE.

| District, Type, and Variety | Base Price Per Ton | Brix Factors | Tons |
|--------------------------------|-----------------------|-----------------|------|
| | Dollars | Code a/ | |

| District, Type, and Variety | Base Price Per Ton | Brix Factors | Tons |
|--------------------------------|-----------------------|-----------------|------|
| | Dollars | Code a/ | |

DISTRICT 04 (Cont'd.)

| | | | |
|------------------------------|----------|--------|-------|
| Cabernet Sauvignon (Cont'd.) | 3,200.00 | 023760 | 10.0 |
| | 3,200.00 | 025400 | 10.0 |
| | 3,220.00 | 020800 | 5.5 |
| | 3,242.86 | 000100 | 19.0 |
| | 3,250.00 | 000100 | 38.4 |
| | 3,250.00 | 021500 | 20.7 |
| | 3,250.00 | 021800 | 23.5 |
| | 3,275.19 | 000100 | 196.1 |
| | 3,296.18 | 000100 | 44.4 |
| | 3,300.00 | 000100 | 43.8 |
| | 3,300.00 | 021500 | 9.4 |
| | 3,300.00 | 067970 | 2.7 |
| | 3,314.77 | 000100 | 16.8 |
| | 3,315.59 | 000100 | 146.4 |
| | 3,350.00 | 017400 | 45.0 |
| | 3,400.00 | 000100 | 135.9 |
| | 3,408.32 | 000100 | 16.1 |
| | 3,410.00 | 000100 | 35.9 |
| | 3,410.39 | 000100 | 45.0 |
| | 3,412.00 | 000100 | 31.7 |
| | 3,416.00 | 000100 | 67.5 |
| | 3,433.98 | 000100 | 31.6 |
| | 3,437.00 | 000100 | 82.2 |
| | 3,438.18 | 000100 | 12.0 |
| | 3,438.18 | 021000 | 60.5 |
| | 3,438.26 | 000100 | 179.8 |
| | 3,492.51 | 014500 | 8.8 |
| | 3,500.00 | 000100 | 866.1 |
| | 3,500.00 | 002600 | 40.6 |
| | 3,500.00 | 014000 | 18.8 |
| | 3,500.00 | 017200 | 6.4 |
| | 3,500.00 | 017600 | 14.0 |
| | 3,500.00 | 021000 | 4.3 |
| | 3,500.00 | 021200 | 2.3 |
| | 3,500.00 | 022900 | 74.9 |
| | 3,500.00 | 024500 | 0.9 |
| | 3,500.00 | 024800 | 12.2 |
| | 3,500.00 | 025100 | 18.2 |
| | 3,520.00 | 017400 | 29.8 |
| | 3,524.21 | 000100 | 15.1 |
| | 3,530.08 | 000100 | 27.0 |
| | 3,552.46 | 000100 | 112.7 |
| | 3,553.34 | 000100 | 71.6 |
| | 3,565.03 | 000100 | 79.2 |
| | 3,570.00 | 000100 | 20.2 |
| | 3,600.00 | 000100 | 199.9 |
| | 3,600.00 | 021000 | 11.4 |
| | 3,601.63 | 000100 | 39.1 |
| | 3,650.00 | 022900 | 6.5 |
| | 3,685.00 | 000100 | 24.4 |
| | 3,700.00 | 000100 | 185.2 |
| | 3,700.00 | 020900 | 43.2 |
| | 3,700.00 | 021200 | 21.4 |
| | 3,700.00 | 027800 | 8.5 |
| | 3,750.00 | 000100 | 45.1 |
| | 3,750.00 | 025100 | 7.0 |
| | 3,800.00 | 000100 | 64.2 |
| | 3,800.00 | 013600 | 9.3 |
| | 3,800.00 | 017400 | 2.1 |
| | 3,800.00 | 019000 | 23.4 |
| | 3,800.00 | 021500 | 34.1 |
| | 3,800.00 | 024500 | 28.5 |
| | 3,800.00 | 025100 | 7.4 |
| | 3,800.00 | 068100 | 132.4 |
| | 3,804.75 | 000100 | 29.6 |
| | 3,807.49 | 000100 | 20.3 |
| | 3,820.00 | 000100 | 9.0 |
| | 3,820.20 | 000100 | 146.8 |
| | 3,820.20 | 020800 | 53.9 |
| | 3,820.20 | 021000 | 36.1 |
| | 3,820.25 | 000100 | 398.2 |
| | 3,820.32 | 000100 | 546.0 |
| | 3,820.32 | 002300 | 14.6 |
| | 3,820.32 | 013600 | 30.6 |
| | 3,820.32 | 017200 | 6.4 |
| | 3,820.32 | 025100 | 2.2 |
| | 3,820.54 | 000100 | 95.1 |

| | | | |
|--|----------|--------|-------|
| | 3,825.00 | 000100 | 14.1 |
| | 3,829.17 | 025350 | 43.3 |
| | 3,830.00 | 002600 | 15.6 |
| | 3,838.00 | 000100 | 30.8 |
| | 3,848.00 | 025100 | 27.0 |
| | 3,850.00 | 000100 | 116.3 |
| | 3,850.00 | 017200 | 2.5 |
| | 3,850.00 | 025100 | 24.8 |
| | 3,870.00 | 000100 | 6.7 |
| | 3,870.00 | 022800 | 24.1 |
| | 3,880.11 | 018800 | 5.8 |
| | 3,900.00 | 000100 | 150.0 |
| | 3,900.00 | 017200 | 12.9 |
| | 3,900.00 | 021200 | 15.8 |
| | 3,924.47 | 000100 | 54.6 |
| | 3,939.00 | 000100 | 50.3 |
| | 3,947.00 | 000100 | 99.6 |
| | 3,947.00 | 025300 | 281.5 |
| | 3,947.18 | 000100 | 40.6 |
| | 3,947.18 | 014000 | 15.2 |
| | 3,947.18 | 017400 | 6.0 |
| | 3,947.18 | 017600 | 29.1 |
| | 3,947.18 | 024600 | 7.6 |
| | 3,947.18 | 025100 | 1.7 |
| | 3,947.37 | 022800 | 68.1 |
| | 3,947.37 | 026120 | 111.4 |
| | 3,948.00 | 000100 | 23.2 |
| | 3,948.00 | 019500 | 123.9 |
| | 3,948.16 | 000100 | 366.1 |
| | 3,948.34 | 017200 | 41.7 |
| | 3,948.34 | 020900 | 9.4 |
| | 3,950.00 | 000100 | 10.1 |
| | 3,951.00 | 024800 | 48.2 |
| | 3,953.00 | 000100 | 12.3 |
| | 3,958.00 | 000100 | 9.0 |
| | 3,990.19 | 000100 | 25.0 |
| | 3,992.00 | 000100 | 17.9 |
| | 4,000.00 | 000100 | 647.6 |
| | 4,000.00 | 002600 | 6.1 |
| | 4,000.00 | 014500 | 3.4 |
| | 4,000.00 | 017000 | 45.0 |
| | 4,000.00 | 017200 | 4.6 |
| | 4,000.00 | 017800 | 20.5 |
| | 4,000.00 | 020800 | 34.9 |
| | 4,000.00 | 020900 | 24.7 |
| | 4,000.00 | 021000 | 131.6 |
| | 4,000.00 | 021500 | 43.6 |
| | 4,000.00 | 022800 | 4.6 |
| | 4,000.00 | 024500 | 21.0 |
| | 4,000.00 | 024600 | 101.1 |
| | 4,000.00 | 024800 | 32.0 |
| | 4,000.00 | 025350 | 54.4 |
| | 4,000.00 | 027100 | 8.6 |
| | 4,000.00 | 070200 | 3.8 |
| | 4,002.41 | 000100 | 51.4 |
| | 4,003.44 | 000100 | 48.8 |
| | 4,004.36 | 000100 | 41.7 |
| | 4,007.04 | 000100 | 131.9 |
| | 4,018.34 | 017400 | 166.2 |
| | 4,040.00 | 000100 | 2.9 |
| | 4,044.00 | 000100 | 36.9 |
| | 4,048.16 | 000100 | 50.6 |
| | 4,061.40 | 024800 | 17.8 |
| | 4,091.40 | 000100 | 14.3 |
| | 4,098.16 | 000100 | 53.4 |
| | 4,100.00 | 000100 | 98.5 |
| | 4,110.33 | 000100 | 235.8 |
| | 4,120.51 | 000100 | 94.1 |
| | 4,145.00 | 000100 | 12.0 |
| | 4,145.57 | 000100 | 45.0 |
| | 4,145.76 | 000100 | 38.8 |
| | 4,147.18 | 019200 | 749.8 |
| | 4,148.16 | 019100 | 14.8 |
| | 4,156.36 | 000100 | 22.1 |
| | 4,162.98 | 000100 | 28.4 |
| | 4,186.00 | 000100 | 21.7 |
| | 4,198.16 | 017200 | 19.3 |
| | 4,200.00 | 000100 | 133.1 |
| | 4,200.00 | 014500 | 16.1 |
| | 4,200.00 | 017200 | 9.7 |

TABLE 8: BASE PRICE PAID TO GROWERS FOR GRAPES CRUSHED AND DELIVERED TO CALIFORNIA PROCESSORS FROM THE 2005 CROP WITH BRIX FACTORS AND PURCHASED TONNAGE, BY TYPE, VARIETY, REPORTING DISTRICT WHERE GROWN, AND WEIGHTED AVERAGE BASE PRICE.

| District, Type, and Variety | Base Price Per Ton | Brix Factors | Tons | District, Type, and Variety | Base Price Per Ton | Brix Factors | Tons |
|--------------------------------|-----------------------|-----------------|---------|--------------------------------|-----------------------|-----------------|-------|
| | Dollars | Code a/ | | | Dollars | Code a/ | |
| DISTRICT 04 (Cont'd.) | | | | | 4,504.50 | 000100 | 42.0 |
| Cabernet Sauvignon (Cont'd.) | 4,200.00 | 021000 | 3.8 | | 4,505.60 | 000100 | 28.1 |
| | 4,200.00 | 021200 | 14.3 | | 4,507.93 | 019100 | 12.4 |
| | 4,200.00 | 021500 | 6.5 | | 4,509.92 | 000100 | 12.7 |
| | 4,200.00 | 021800 | 14.4 | | 4,535.00 | 000100 | 14.3 |
| | 4,200.00 | 025100 | 18.0 | | 4,536.00 | 000100 | 11.0 |
| | 4,202.00 | 000100 | 6.0 | | 4,539.00 | 000100 | 8.1 |
| | 4,202.00 | 013800 | 14.2 | | 4,539.00 | 002600 | 5.0 |
| | 4,202.22 | 019100 | 37.9 | | 4,539.26 | 000100 | 85.6 |
| | 4,202.35 | 000100 | 426.3 | | 4,540.00 | 000100 | 10.4 |
| | 4,202.35 | 019000 | 155.7 | | 4,540.20 | 000100 | 7.0 |
| | 4,202.35 | 019100 | 16.5 | | 4,540.38 | 000100 | 4.8 |
| | 4,202.35 | 019200 | 15.9 | | 4,540.39 | 000100 | 154.7 |
| | 4,202.35 | 023100 | 10.2 | | 4,540.59 | 019500 | 11.7 |
| | 4,205.82 | 000100 | 116.2 | | 4,545.00 | 000100 | 19.8 |
| | 4,227.04 | 021000 | 24.1 | | 4,584.00 | 000100 | 51.4 |
| | 4,248.16 | 019100 | 30.3 | | 4,584.24 | 000100 | 17.7 |
| | 4,250.00 | 000100 | 25.8 | | 4,584.38 | 000100 | 62.8 |
| | 4,250.00 | 002600 | 8.2 | | 4,584.38 | 013600 | 3.3 |
| | 4,250.00 | 014500 | 9.6 | | 4,584.38 | 017200 | 76.3 |
| | 4,250.00 | 021800 | 2.3 | | 4,600.00 | 021000 | 2.8 |
| | 4,256.27 | 000100 | 35.2 | | 4,600.00 | 027000 | 6.3 |
| | 4,269.65 | 020800 | 277.2 | | 4,605.71 | 017200 | 19.8 |
| | 4,288.31 | 000100 | 8.9 | | 4,612.55 | 004200 | 54.2 |
| | 4,300.00 | 000100 | 26.9 | | 4,613.00 | 000100 | 7.0 |
| | 4,300.00 | 017400 | 35.5 | | 4,618.00 | 000100 | 4.2 |
| | 4,300.00 | 025100 | 1.7 | | 4,635.00 | 021500 | 22.1 |
| | 4,328.00 | 000100 | 51.0 | | 4,650.00 | 000100 | 7.8 |
| | 4,341.90 | 000100 | 880.1 | | 4,657.83 | 017200 | 70.6 |
| | 4,341.90 | 016350 | 1,181.7 | | 4,680.00 | 025350 | 3.9 |
| | 4,341.90 | 021500 | 0.7 | | 4,683.35 | 000100 | 23.9 |
| | 4,342.00 | 000100 | 5.0 | | 4,700.00 | 000100 | 41.3 |
| | 4,342.11 | 000100 | 128.4 | | 4,700.00 | 017400 | 125.2 |
| | 4,342.11 | 053000 | 89.4 | | 4,700.00 | 025100 | 88.8 |
| | 4,342.98 | 000100 | 160.5 | | 4,706.00 | 000100 | 17.9 |
| | 4,342.98 | 002600 | 13.6 | | 4,706.00 | 017400 | 20.8 |
| | 4,342.98 | 021500 | 9.1 | | 4,724.00 | 000100 | 2.8 |
| | 4,343.00 | 000100 | 3.0 | | 4,725.00 | 000100 | 5.7 |
| | 4,343.17 | 000100 | 88.9 | | 4,730.00 | 000100 | 6.0 |
| | 4,343.17 | 017200 | 75.1 | | 4,736.00 | 067960 | 4.5 |
| | 4,346.78 | 014500 | 145.2 | | 4,736.20 | 000100 | 24.5 |
| | 4,348.00 | 000100 | 3.6 | | 4,736.62 | 000100 | 13.8 |
| | 4,382.00 | 014500 | 10.0 | | 4,736.84 | 000100 | 125.8 |
| | 4,386.41 | 000100 | 42.2 | | 4,737.79 | 000100 | 38.3 |
| | 4,393.00 | 000100 | 59.4 | | 4,737.79 | 017200 | 26.3 |
| | 4,393.37 | 000100 | 212.2 | | 4,737.79 | 020800 | 56.2 |
| | 4,393.37 | 019100 | 36.0 | | 4,738.01 | 000100 | 130.8 |
| | 4,393.37 | 021200 | 23.7 | | 4,738.01 | 017200 | 246.8 |
| | 4,397.60 | 000100 | 43.6 | | 4,738.01 | 017600 | 5.2 |
| | 4,400.00 | 000100 | 773.1 | | 4,738.01 | 020900 | 136.0 |
| | 4,400.00 | 021500 | 11.4 | | 4,738.01 | 021800 | 6.9 |
| | 4,400.00 | 024500 | 2.6 | | 4,738.01 | 025400 | 8.8 |
| | 4,400.00 | 025100 | 7.3 | | 4,750.00 | 000100 | 50.6 |
| | 4,427.19 | 000100 | 180.2 | | 4,750.00 | 002600 | 24.8 |
| | 4,442.35 | 020900 | 162.4 | | 4,750.00 | 013600 | 6.1 |
| | 4,470.00 | 000100 | 42.6 | | 4,758.00 | 024800 | 12.4 |
| | 4,477.50 | 000100 | 10.0 | | 4,775.00 | 024800 | 3.7 |
| | 4,491.17 | 000100 | 27.0 | | 4,775.40 | 017400 | 42.5 |
| | 4,497.85 | 000100 | 18.8 | | 4,777.13 | 000100 | 127.8 |
| | 4,500.00 | 000100 | 386.3 | | 4,780.24 | 000100 | 7.5 |
| | 4,500.00 | 013600 | 39.7 | | 4,786.46 | 025350 | 18.7 |
| | 4,500.00 | 013800 | 4.3 | | 4,799.49 | 000100 | 182.5 |
| | 4,500.00 | 014500 | 5.9 | | 4,800.00 | 000100 | 150.3 |
| | 4,500.00 | 017000 | 12.5 | | 4,800.00 | 017800 | 7.1 |
| | 4,500.00 | 017400 | 89.0 | | 4,800.00 | 020900 | 14.6 |
| | 4,500.00 | 017600 | 6.9 | | 4,800.00 | 049000 | 15.3 |
| | 4,500.00 | 017800 | 6.4 | | 4,801.78 | 000100 | 5.6 |
| | 4,500.00 | 020800 | 17.1 | | 4,813.00 | 000100 | 27.8 |
| | 4,500.00 | 020900 | 8.9 | | 4,813.02 | 017400 | 44.3 |
| | 4,500.00 | 021000 | 77.0 | | 4,814.72 | 000100 | 98.2 |
| | 4,500.00 | 021100 | 9.4 | | 4,819.00 | 000100 | 46.0 |
| | 4,500.00 | 021200 | 26.5 | | 4,832.70 | 027100 | 8.1 |
| | 4,500.00 | 024300 | 2.1 | | 4,835.00 | 021800 | 3.0 |
| | 4,500.00 | 024500 | 37.7 | | 4,878.00 | 024800 | 10.8 |
| | 4,500.00 | 024800 | 10.5 | | 4,893.96 | 000100 | 47.2 |
| | 4,500.00 | 025100 | 5.1 | | 4,900.00 | 000100 | 11.3 |
| | 4,500.00 | 025350 | 9.6 | | 4,925.00 | 000100 | 6.2 |
| | 4,500.00 | 028000 | 24.5 | | 4,928.00 | 000100 | 7.2 |
| | | | | | 4,933.98 | 014500 | 8.9 |
| | | | | | 4,934.00 | 000100 | 2.6 |

TABLE 8: BASE PRICE PAID TO GROWERS FOR GRAPES CRUSHED AND DELIVERED TO CALIFORNIA PROCESSORS FROM THE 2005 CROP WITH BRIX FACTORS AND PURCHASED TONNAGE, BY TYPE, VARIETY, REPORTING DISTRICT WHERE GROWN, AND WEIGHTED AVERAGE BASE PRICE.

| District, Type, and Variety | Base Price Per Ton | Brix Factors | Tons |
|--------------------------------|-----------------------|-----------------|------|
| | Dollars | Code a/ | |

| District, Type, and Variety | Base Price Per Ton | Brix Factors | Tons |
|--------------------------------|-----------------------|-----------------|------|
| | Dollars | Code a/ | |

DISTRICT 04 (Cont'd.)

| | | | |
|------------------------------|----------|--------|---------|
| Cabernet Sauvignon (Cont'd.) | 4,934.21 | 000100 | 257.0 |
| | 4,934.21 | 017400 | 46.7 |
| | 4,934.21 | 017600 | 157.2 |
| | 4,934.60 | 000100 | 26.1 |
| | 4,935.00 | 000100 | 79.6 |
| | 4,935.00 | 021800 | 2.6 |
| | 4,935.20 | 000100 | 117.8 |
| | 4,935.43 | 000100 | 126.2 |
| | 4,935.43 | 017600 | 4.5 |
| | 4,935.43 | 021800 | 59.7 |
| | 4,935.43 | 025400 | 36.6 |
| | 4,941.25 | 000100 | 69.7 |
| | 4,950.00 | 017400 | 133.2 |
| | 4,953.38 | 000100 | 15.4 |
| | 5,000.00 | 000100 | 1,113.1 |
| | 5,000.00 | 002600 | 9.8 |
| | 5,000.00 | 013600 | 29.3 |
| | 5,000.00 | 013800 | 3.0 |
| | 5,000.00 | 014500 | 7.3 |
| | 5,000.00 | 017200 | 72.4 |
| | 5,000.00 | 017600 | 5.7 |
| | 5,000.00 | 019400 | 61.2 |
| | 5,000.00 | 020900 | 8.0 |
| | 5,000.00 | 021000 | 3.7 |
| | 5,000.00 | 021200 | 46.8 |
| | 5,000.00 | 021500 | 11.6 |
| | 5,000.00 | 022900 | 15.6 |
| | 5,000.00 | 024500 | 1.1 |
| | 5,000.00 | 024800 | 3.9 |
| | 5,000.00 | 025100 | 11.9 |
| | 5,000.00 | 027100 | 6.0 |
| | 5,000.00 | 027600 | 4.9 |
| | 5,000.00 | 027800 | 0.8 |
| | 5,000.00 | 070100 | 7.7 |
| | 5,000.00 | 070200 | 10.4 |
| | 5,008.40 | 000100 | 92.3 |
| | 5,014.16 | 000100 | 25.3 |
| | 5,020.00 | 070200 | 6.0 |
| | 5,034.13 | 000100 | 88.8 |
| | 5,055.00 | 017400 | 71.5 |
| | 5,100.00 | 000100 | 108.9 |
| | 5,108.20 | 000100 | 22.5 |
| | 5,131.00 | 000100 | 49.7 |
| | 5,131.00 | 022900 | 33.8 |
| | 5,131.33 | 000100 | 17.3 |
| | 5,131.58 | 000100 | 22.0 |
| | 5,131.58 | 017600 | 21.8 |
| | 5,132.84 | 013600 | 92.4 |
| | 5,132.84 | 025300 | 10.3 |
| | 5,141.00 | 021500 | 8.8 |
| | 5,198.99 | 021550 | 11.5 |
| | 5,200.00 | 000100 | 4.3 |
| | 5,229.48 | 000100 | 21.1 |
| | 5,251.29 | 000100 | 135.9 |
| | 5,263.00 | 000100 | 7.1 |
| | 5,330.00 | 021500 | 8.8 |
| | 5,335.98 | 024800 | 11.3 |
| | 5,341.00 | 000100 | 35.8 |
| | 5,366.00 | 024800 | 13.1 |
| | 5,375.00 | 000100 | 73.4 |
| | 5,400.00 | 000100 | 136.1 |
| | 5,400.00 | 014500 | 108.7 |
| | 5,400.00 | 017400 | 25.6 |
| | 5,400.00 | 021000 | 9.3 |
| | 5,400.00 | 021200 | 14.6 |
| | 5,400.00 | 023100 | 11.2 |
| | 5,400.00 | 025100 | 0.9 |
| | 5,432.00 | 000100 | 86.9 |
| | 5,461.41 | 000100 | 72.6 |
| | 5,483.63 | 000100 | 10.8 |
| | 5,488.00 | 000100 | 18.1 |
| | 5,500.00 | 000100 | 102.7 |
| | 5,500.00 | 002600 | 1.4 |
| | 5,500.00 | 017600 | 16.2 |
| | 5,500.00 | 021000 | 22.4 |
| | 5,500.00 | 021500 | 13.8 |
| | 5,500.00 | 024600 | 5.8 |

| | | |
|----------|--------|-------|
| 5,500.00 | 024800 | 22.7 |
| 5,500.00 | 059690 | 2.1 |
| 5,526.05 | 000100 | 19.1 |
| 5,575.00 | 021000 | 6.2 |
| 5,600.00 | 000100 | 7.3 |
| 5,600.00 | 017800 | 9.8 |
| 5,600.00 | 021200 | 10.5 |
| 5,600.00 | 070650 | 5.1 |
| 5,680.00 | 000100 | 4.8 |
| 5,723.69 | 017600 | 40.6 |
| 5,724.09 | 000100 | 34.9 |
| 5,730.30 | 020800 | 7.8 |
| 5,744.00 | 000100 | 3.9 |
| 5,750.00 | 013600 | 39.1 |
| 5,800.00 | 000100 | 41.1 |
| 5,837.41 | 000100 | 12.7 |
| 5,900.00 | 000100 | 10.4 |
| 5,906.00 | 024800 | 13.1 |
| 5,908.00 | 000100 | 11.2 |
| 5,921.00 | 000100 | 64.4 |
| 5,921.00 | 022700 | 5.5 |
| 5,922.00 | 019500 | 62.1 |
| 5,922.24 | 000100 | 41.1 |
| 5,922.24 | 025100 | 4.0 |
| 5,922.51 | 000100 | 55.7 |
| 5,925.00 | 021000 | 4.0 |
| 5,950.00 | 021500 | 23.8 |
| 6,000.00 | 000100 | 397.8 |
| 6,000.00 | 014500 | 19.0 |
| 6,000.00 | 020800 | 5.4 |
| 6,000.00 | 020900 | 3.6 |
| 6,000.00 | 022900 | 6.6 |
| 6,000.00 | 024500 | 10.0 |
| 6,000.00 | 024800 | 41.0 |
| 6,000.00 | 067950 | 34.9 |
| 6,000.00 | 070200 | 10.2 |
| 6,016.28 | 000100 | 31.9 |
| 6,020.00 | 000100 | 80.6 |
| 6,020.69 | 013800 | 19.8 |
| 6,030.00 | 000100 | 216.4 |
| 6,041.00 | 004200 | 14.8 |
| 6,041.00 | 022700 | 33.0 |
| 6,052.00 | 000100 | 3.4 |
| 6,100.00 | 000100 | 7.9 |
| 6,113.75 | 000100 | 33.7 |
| 6,120.00 | 000100 | 12.6 |
| 6,250.00 | 000100 | 39.9 |
| 6,300.00 | 002600 | 73.6 |
| 6,315.49 | 000100 | 5.4 |
| 6,317.00 | 069225 | 20.7 |
| 6,320.00 | 000100 | 68.0 |
| 6,383.00 | 000100 | 3.2 |
| 6,383.00 | 021800 | 3.3 |
| 6,397.71 | 000100 | 151.2 |
| 6,400.00 | 000100 | 14.3 |
| 6,475.00 | 000100 | 59.9 |
| 6,500.00 | 000100 | 46.6 |
| 6,500.00 | 021500 | 62.0 |
| 6,500.00 | 024500 | 18.7 |
| 6,500.00 | 024800 | 45.9 |
| 6,500.00 | 025100 | 31.4 |
| 6,514.76 | 026500 | 77.3 |
| 6,596.52 | 000100 | 47.3 |
| 6,623.00 | 000100 | 4.6 |
| 6,632.00 | 000100 | 4.4 |
| 6,655.77 | 000100 | 21.2 |
| 6,666.22 | 000100 | 145.0 |
| 6,822.03 | 000100 | 8.4 |
| 6,873.82 | 000100 | 5.0 |
| 6,900.00 | 000100 | 112.7 |
| 7,000.00 | 000100 | 51.5 |
| 7,000.00 | 017600 | 2.9 |
| 7,000.00 | 021500 | 64.9 |
| 7,048.10 | 000100 | 2.4 |
| 7,198.77 | 070230 | 12.9 |
| 7,200.00 | 000100 | 40.8 |
| 7,226.00 | 021500 | 7.3 |
| 7,500.00 | 000100 | 112.6 |
| 7,500.00 | 021500 | 13.2 |
| 7,500.00 | 027100 | 9.9 |

TABLE 8: BASE PRICE PAID TO GROWERS FOR GRAPES CRUSHED AND DELIVERED TO CALIFORNIA PROCESSORS FROM THE 2005 CROP WITH BRIX FACTORS AND PURCHASED TONNAGE, BY TYPE, VARIETY, REPORTING DISTRICT WHERE GROWN, AND WEIGHTED AVERAGE BASE PRICE.

| District, Type, and Variety | Base Price Per Ton | Brix Factors | Tons | District, Type, and Variety | Base Price Per Ton | Brix Factors | Tons |
|--------------------------------|-----------------------|-----------------|----------|--------------------------------|-----------------------|-----------------|-------|
| | Dollars | Code a/ | | | Dollars | Code a/ | |
| DISTRICT 04 (Cont'd.) | | | | | | | |
| Cabernet Sauvignon (Cont'd.) | 7,500.00 | 069450 | 22.9 | Grenache * | 1,500.00 | 000100 | 25.6 |
| | 7,501.00 | 000100 | 31.6 | | 2,000.00 | 000100 | 13.7 |
| | 7,520.35 | 000100 | 22.5 | | 2,400.00 | 000100 | 0.7 |
| | 7,570.00 | 000100 | 38.6 | | 2,939.09 | 000100 | 11.3 |
| | 7,650.00 | 070230 | 18.0 | | 3,000.00 | 000100 | 5.3 |
| | 7,662.45 | 000100 | 3.9 | | 3,072.69 | 000100 | 2.0 |
| | 7,684.55 | 000100 | 30.3 | | 3,182.00 | 000100 | 3.3 |
| | 7,831.22 | 000100 | 64.1 | | 3,200.00 | 000100 | 2.6 |
| | 7,894.74 | 000100 | 16.9 | | 5,600.00 | 024500 | 0.3 |
| | 8,000.00 | 000100 | 62.8 | Wtd. Avg. Base & Total Tons | 2,210.46 | | 64.8 |
| | 8,000.00 | 002600 | 10.0 | Malbec | 1,508.26 | 000100 | 7.3 |
| | 8,000.00 | 021500 | 25.3 | | 1,800.00 | 000100 | 3.0 |
| | 8,000.00 | 025100 | 9.9 | | 1,800.00 | 019100 | 0.1 |
| | 8,000.00 | 027800 | 2.2 | | 2,250.00 | 000100 | 1.9 |
| | 8,500.00 | 000100 | 12.6 | | 2,500.00 | 021200 | 1.1 |
| | 8,500.00 | 025100 | 6.4 | | 3,000.00 | 000100 | 1.2 |
| | 8,500.00 | 027100 | 8.0 | | 3,000.00 | 017200 | 1.5 |
| | 8,580.98 | 000100 | 22.5 | | 3,100.00 | 017400 | 1.5 |
| | 9,167.00 | 000100 | 38.8 | | 3,200.00 | 021200 | 6.5 |
| | 9,200.00 | 067960 | 15.0 | | 3,250.00 | 000100 | 19.3 |
| | 9,425.38 | 000100 | 66.1 | | 3,300.00 | 000100 | 8.3 |
| | 9,468.00 | 000100 | 3.1 | | 3,500.00 | 000100 | 1.4 |
| | 9,492.25 | 000100 | 19.2 | | 3,900.00 | 000100 | 0.1 |
| | 9,870.85 | 024500 | 180.2 | | 3,991.75 | 000100 | 22.0 |
| | 10,000.00 | 000100 | 9.5 | | 4,000.00 | 000100 | 1.3 |
| | 12,500.00 | 000100 | 3.2 | | 4,000.00 | 021200 | 1.0 |
| | 12,500.00 | 025100 | 110.2 | | 4,000.00 | 024800 | 3.3 |
| | 26,500.00 | 021500 | 17.6 | | 4,046.56 | 024500 | 6.7 |
| Wtd. Avg. Base & Total Tons | 3,973.66 | | 38,845.1 | | 4,047.00 | 019500 | 6.2 |
| | | | | | 4,047.99 | 000100 | 37.5 |
| Carignane | 800.00 | 014000 | 2.2 | | 4,047.99 | 023000 | 28.0 |
| | 950.00 | 000100 | 2.6 | | 4,048.00 | 000100 | 3.6 |
| | 1,500.00 | 000100 | 15.0 | | 4,048.00 | 024500 | 2.9 |
| | 1,798.83 | 000100 | 6.2 | | 4,048.00 | 025300 | 1.2 |
| | 1,975.69 | 000100 | 4.3 | | 4,247.99 | 024300 | 13.4 |
| | 2,288.00 | 000100 | 8.5 | | 4,250.00 | 000100 | 0.1 |
| | 2,350.00 | 000100 | 4.2 | | 4,452.79 | 000100 | 0.3 |
| Wtd. Avg. Base & Total Tons | 1,760.38 | | 43.0 | | 4,500.00 | 000100 | 1.6 |
| | | | | | 4,525.00 | 000100 | 2.1 |
| Charbono | 500.00 | 017400 | 0.9 | | 4,587.20 | 000100 | 11.3 |
| | 1,200.00 | 017200 | 5.9 | | 4,789.70 | 000100 | 4.9 |
| | 1,500.00 | 000100 | 5.3 | | 5,000.00 | 000100 | 15.7 |
| | 1,721.85 | 017200 | 9.0 | | 5,058.20 | 000100 | 7.1 |
| | 1,921.85 | 000100 | 3.7 | | 5,058.20 | 025400 | 4.8 |
| | 2,400.00 | 022700 | 15.2 | | 5,108.20 | 000100 | 0.3 |
| | 2,500.00 | 000100 | 2.4 | | 5,365.43 | 000100 | 3.1 |
| | 2,600.00 | 000100 | 33.6 | | 6,041.00 | 000100 | 2.3 |
| | 2,700.00 | 000100 | 6.5 | Wtd. Avg. Base & Total Tons | 3,987.81 | | 233.9 |
| | 2,700.00 | 017400 | 8.0 | Mataro * | 2,209.00 | 000100 | 3.9 |
| | 3,000.00 | 021200 | 4.7 | | 3,531.04 | 000100 | 6.1 |
| Wtd. Avg. Base & Total Tons | 2,323.29 | | 95.2 | | 3,555.00 | 000100 | 2.4 |
| | | | | Wtd. Avg. Base & Total Tons | 3,119.87 | | 12.4 |
| Dolcetto | 1,100.00 | 000100 | 17.1 | Merlot | 200.00 | 060920 | 11.0 |
| | 1,161.24 | 000100 | 0.2 | | 200.00 | 061000 | 1.5 |
| | 1,238.14 | 000100 | 28.7 | | 300.00 | 021200 | 9.2 |
| Wtd. Avg. Base & Total Tons | 1,186.45 | | 46.0 | | 600.00 | 000100 | 2.1 |
| | | | | | 625.00 | 013600 | 3.9 |
| Early Burgundy | 2,900.00 | 025400 | 5.0 | | 900.00 | 000100 | 1.5 |
| | | | | | 900.00 | 019500 | 55.0 |
| Wtd. Avg. Base & Total Tons | 2,900.00 | | 5.0 | | 900.00 | 022900 | 21.0 |
| | | | | | 916.00 | 000100 | 13.9 |
| Gamay (Napa) * | 705.66 | 000100 | 30.1 | | 1,000.00 | 000100 | 21.8 |
| | 905.19 | 000100 | 28.1 | | 1,000.00 | 023000 | 21.9 |
| | 1,000.00 | 000100 | 17.1 | | 1,100.00 | 000100 | 3.0 |
| | 1,000.00 | 020800 | 4.7 | | 1,100.00 | 013600 | 8.2 |
| | 1,100.00 | 000100 | 8.7 | | 1,156.00 | 020800 | 13.8 |
| | 1,100.00 | 020800 | 7.7 | | 1,200.00 | 000100 | 5.9 |
| | 1,300.00 | 000100 | 2.4 | | 1,200.00 | 017200 | 13.5 |
| | 1,440.00 | 000100 | 12.2 | | 1,250.00 | 021000 | 11.6 |
| | 1,500.00 | 022700 | 7.9 | | 1,295.61 | 000100 | 30.4 |
| Wtd. Avg. Base & Total Tons | 1,001.30 | | 118.9 | | 1,400.00 | 021000 | 31.3 |
| | | | | | 1,400.00 | 065500 | 302.6 |
| | | | | | 1,500.00 | 000100 | 117.5 |
| | | | | | 1,500.00 | 019000 | 23.7 |

TABLE 8: BASE PRICE PAID TO GROWERS FOR GRAPES CRUSHED AND DELIVERED TO CALIFORNIA PROCESSORS FROM THE 2005 CROP WITH BRIX FACTORS AND PURCHASED TONNAGE, BY TYPE, VARIETY, REPORTING DISTRICT WHERE GROWN, AND WEIGHTED AVERAGE BASE PRICE.

| District, Type, and Variety | Base Price Per Ton | Brix Factors | Tons |
|--------------------------------|-----------------------|-----------------|------|
| | Dollars | Code a/ | |

| District, Type, and Variety | Base Price Per Ton | Brix Factors | Tons |
|--------------------------------|-----------------------|-----------------|------|
| | Dollars | Code a/ | |

DISTRICT 04 (Cont'd.)

| | | | |
|------------------|----------|--------|---------|
| Merlot (Cont'd.) | 1,500.00 | 022900 | 8.0 |
| | 1,500.00 | 024500 | 43.0 |
| | 1,500.00 | 027800 | 26.9 |
| | 1,500.00 | 065500 | 80.8 |
| | 1,500.00 | 070100 | 86.0 |
| | 1,597.19 | 000100 | 98.7 |
| | 1,600.00 | 000100 | 228.8 |
| | 1,600.00 | 020800 | 39.6 |
| | 1,600.00 | 022900 | 62.2 |
| | 1,600.00 | 065000 | 248.6 |
| | 1,600.00 | 070100 | 77.9 |
| | 1,650.00 | 000100 | 17.8 |
| | 1,650.00 | 064800 | 210.0 |
| | 1,650.00 | 070100 | 95.0 |
| | 1,686.90 | 000100 | 248.9 |
| | 1,687.74 | 002200 | 21.2 |
| | 1,700.00 | 000100 | 89.2 |
| | 1,700.00 | 022900 | 165.0 |
| | 1,700.00 | 065000 | 213.7 |
| | 1,735.77 | 000100 | 165.9 |
| | 1,746.00 | 021500 | 10.6 |
| | 1,750.00 | 020800 | 129.6 |
| | 1,750.00 | 021000 | 13.2 |
| | 1,765.65 | 000100 | 6.2 |
| | 1,767.29 | 000100 | 57.3 |
| | 1,800.00 | 000100 | 287.8 |
| | 1,800.00 | 020800 | 78.6 |
| | 1,900.00 | 000100 | 113.8 |
| | 1,900.00 | 014500 | 2.3 |
| | 1,950.00 | 014500 | 6.8 |
| | 1,975.00 | 022900 | 48.3 |
| | 2,000.00 | 000100 | 184.5 |
| | 2,000.00 | 002600 | 1.8 |
| | 2,000.00 | 017200 | 49.7 |
| | 2,000.00 | 017600 | 46.2 |
| | 2,000.00 | 018000 | 28.4 |
| | 2,000.00 | 021000 | 31.7 |
| | 2,000.00 | 021200 | 26.8 |
| | 2,000.00 | 022900 | 62.8 |
| | 2,000.00 | 024500 | 79.9 |
| | 2,000.00 | 027100 | 2.1 |
| | 2,100.00 | 000100 | 25.4 |
| | 2,100.00 | 018000 | 14.3 |
| | 2,108.54 | 000100 | 107.5 |
| | 2,121.00 | 000100 | 10.1 |
| | 2,121.72 | 020800 | 129.2 |
| | 2,184.95 | 017200 | 26.1 |
| | 2,200.00 | 000100 | 501.1 |
| | 2,200.00 | 017000 | 68.8 |
| | 2,248.76 | 056080 | 67.8 |
| | 2,250.00 | 000100 | 5.2 |
| | 2,250.00 | 014500 | 13.7 |
| | 2,287.68 | 017200 | 19.2 |
| | 2,300.00 | 020800 | 98.8 |
| | 2,300.00 | 021200 | 3.4 |
| | 2,300.00 | 027800 | 41.1 |
| | 2,332.10 | 021000 | 31.5 |
| | 2,363.02 | 000100 | 11.4 |
| | 2,366.44 | 022900 | 5.6 |
| | 2,373.51 | 022800 | 163.5 |
| | 2,390.61 | 000100 | 63.7 |
| | 2,400.00 | 000100 | 241.8 |
| | 2,400.00 | 017000 | 66.0 |
| | 2,400.00 | 019100 | 10.5 |
| | 2,400.00 | 021500 | 13.4 |
| | 2,400.00 | 026800 | 14.9 |
| | 2,400.00 | 067980 | 56.4 |
| | 2,454.00 | 000100 | 6.4 |
| | 2,500.00 | 000100 | 1,729.5 |
| | 2,500.00 | 002300 | 11.5 |
| | 2,500.00 | 014000 | 57.2 |
| | 2,500.00 | 024500 | 0.5 |
| | 2,500.00 | 024800 | 5.8 |
| | 2,500.00 | 060920 | 529.7 |
| | 2,500.00 | 061000 | 184.0 |
| | 2,500.00 | 065000 | 26.1 |
| | 2,500.00 | 068100 | 21.7 |

| | | | |
|--|----------|--------|-------|
| | 2,502.53 | 019500 | 124.2 |
| | 2,503.00 | 000100 | 5.0 |
| | 2,525.00 | 000100 | 17.3 |
| | 2,550.00 | 000100 | 41.3 |
| | 2,553.25 | 020800 | 41.1 |
| | 2,576.00 | 000100 | 45.4 |
| | 2,581.24 | 000100 | 47.4 |
| | 2,585.14 | 027800 | 23.3 |
| | 2,588.23 | 000100 | 9.5 |
| | 2,591.00 | 024800 | 9.4 |
| | 2,591.22 | 000100 | 286.7 |
| | 2,591.22 | 013600 | 38.1 |
| | 2,591.22 | 017200 | 17.7 |
| | 2,591.22 | 025100 | 1.6 |
| | 2,591.22 | 029125 | 36.3 |
| | 2,591.75 | 000100 | 195.7 |
| | 2,600.00 | 000100 | 163.1 |
| | 2,600.00 | 020800 | 11.9 |
| | 2,600.00 | 021100 | 21.9 |
| | 2,607.47 | 000100 | 42.9 |
| | 2,607.55 | 000100 | 227.7 |
| | 2,607.56 | 000100 | 72.9 |
| | 2,615.00 | 024800 | 5.0 |
| | 2,621.28 | 000100 | 36.7 |
| | 2,621.50 | 000100 | 14.7 |
| | 2,627.15 | 000100 | 51.4 |
| | 2,630.20 | 000100 | 81.4 |
| | 2,635.00 | 000100 | 26.9 |
| | 2,635.00 | 021200 | 16.2 |
| | 2,635.00 | 024500 | 9.9 |
| | 2,635.00 | 024600 | 6.0 |
| | 2,635.00 | 025300 | 107.6 |
| | 2,635.22 | 000100 | 318.6 |
| | 2,635.22 | 014000 | 11.0 |
| | 2,635.22 | 021500 | 2.8 |
| | 2,635.22 | 022700 | 16.1 |
| | 2,635.22 | 022800 | 21.4 |
| | 2,635.22 | 023000 | 48.2 |
| | 2,635.22 | 024500 | 30.1 |
| | 2,635.68 | 000100 | 298.9 |
| | 2,635.68 | 013600 | 17.5 |
| | 2,635.68 | 020800 | 234.4 |
| | 2,650.00 | 000100 | 5.4 |
| | 2,650.00 | 019000 | 30.2 |
| | 2,653.08 | 000100 | 25.1 |
| | 2,669.11 | 000100 | 31.5 |
| | 2,700.00 | 000100 | 135.2 |
| | 2,700.00 | 019100 | 12.1 |
| | 2,711.75 | 000100 | 176.5 |
| | 2,715.00 | 000100 | 14.7 |
| | 2,720.78 | 000100 | 20.0 |
| | 2,721.54 | 000100 | 112.4 |
| | 2,722.00 | 000100 | 28.6 |
| | 2,725.27 | 000100 | 34.5 |
| | 2,727.78 | 017400 | 46.1 |
| | 2,750.00 | 000100 | 22.5 |
| | 2,750.00 | 019200 | 115.6 |
| | 2,752.32 | 019200 | 68.8 |
| | 2,754.00 | 000100 | 128.3 |
| | 2,766.75 | 000100 | 4.4 |
| | 2,767.00 | 000100 | 12.4 |
| | 2,767.46 | 000100 | 80.7 |
| | 2,767.46 | 025100 | 16.8 |
| | 2,767.47 | 000100 | 63.9 |
| | 2,799.25 | 000100 | 3.2 |
| | 2,800.00 | 000100 | 136.3 |
| | 2,800.00 | 002300 | 23.2 |
| | 2,800.00 | 017800 | 9.7 |
| | 2,811.00 | 000100 | 22.9 |
| | 2,828.47 | 025100 | 26.9 |
| | 2,835.22 | 024300 | 98.5 |
| | 2,850.00 | 000100 | 88.4 |
| | 2,850.34 | 000100 | 176.3 |
| | 2,870.83 | 019500 | 41.2 |
| | 2,871.26 | 019200 | 34.3 |
| | 2,875.00 | 017500 | 10.3 |
| | 2,879.40 | 000100 | 28.0 |
| | 2,895.93 | 000100 | 16.4 |
| | 2,895.99 | 000100 | 66.8 |
| | 2,898.00 | 014500 | 17.9 |

TABLE 8: BASE PRICE PAID TO GROWERS FOR GRAPES CRUSHED AND DELIVERED TO CALIFORNIA PROCESSORS FROM THE 2005 CROP WITH BRIX FACTORS AND PURCHASED TONNAGE, BY TYPE, VARIETY, REPORTING DISTRICT WHERE GROWN, AND WEIGHTED AVERAGE BASE PRICE.

| District, Type, and Variety | Base Price Per Ton | Brix Factors | Tons | District, Type, and Variety | Base Price Per Ton | Brix Factors | Tons |
|--------------------------------|-----------------------|-----------------|-------|--------------------------------|-----------------------|-----------------|----------|
| | Dollars | Code a/ | | | Dollars | Code a/ | |
| DISTRICT 04 (Cont'd.) | | | | | | | |
| Merlot (Cont'd.) | 2,898.74 | 000100 | 63.9 | | 3,600.00 | 000100 | 30.4 |
| | 2,898.74 | 016350 | 502.0 | | 3,606.14 | 017200 | 52.8 |
| | 2,898.74 | 053000 | 63.4 | | 3,666.81 | 000100 | 8.2 |
| | 2,899.00 | 013800 | 6.0 | | 3,689.31 | 000100 | 7.6 |
| | 2,899.25 | 000100 | 7.1 | | 3,750.00 | 000100 | 12.4 |
| | 2,899.25 | 023100 | 6.5 | | 3,750.00 | 024500 | 8.5 |
| | 2,900.00 | 000100 | 5.4 | | 3,787.00 | 000100 | 14.8 |
| | 2,900.00 | 017200 | 21.3 | | 3,799.15 | 000100 | 17.8 |
| | 2,902.17 | 000100 | 180.9 | | 3,800.00 | 017800 | 5.5 |
| | 2,913.00 | 024500 | 14.3 | | 3,809.85 | 000100 | 2.7 |
| | 2,922.57 | 000100 | 47.4 | | 3,809.90 | 000100 | 18.8 |
| | 2,930.90 | 000100 | 119.0 | | 3,900.00 | 000100 | 37.9 |
| | 2,942.29 | 000100 | 280.9 | | 3,924.60 | 025400 | 11.7 |
| | 2,964.62 | 000100 | 21.2 | | 3,946.00 | 000100 | 50.3 |
| | 2,971.52 | 020900 | 16.8 | | 3,953.52 | 000100 | 27.2 |
| | 2,979.90 | 017400 | 98.5 | | 3,998.90 | 000100 | 72.9 |
| | 2,979.90 | 019100 | 20.1 | | 4,000.00 | 000100 | 393.5 |
| | 3,000.00 | 000100 | 546.2 | | 4,000.00 | 017400 | 6.2 |
| | 3,000.00 | 017200 | 22.4 | | 4,000.00 | 023100 | 16.3 |
| | 3,000.00 | 020900 | 3.7 | | 4,000.00 | 024500 | 2.3 |
| | 3,000.00 | 022800 | 36.1 | | 4,000.00 | 070550 | 12.7 |
| | 3,000.00 | 022900 | 88.4 | | 4,007.36 | 000100 | 49.4 |
| | 3,000.00 | 023100 | 35.0 | | 4,100.00 | 000100 | 11.3 |
| | 3,022.40 | 000100 | 49.3 | | 4,169.68 | 000100 | 84.5 |
| | 3,030.50 | 000100 | 81.2 | | 4,200.00 | 000100 | 14.8 |
| | 3,031.00 | 021500 | 2.6 | | 4,250.00 | 000100 | 3.7 |
| | 3,031.03 | 000100 | 140.9 | | 4,369.00 | 000100 | 21.5 |
| | 3,062.00 | 024500 | 38.3 | | 4,400.00 | 000100 | 106.0 |
| | 3,062.73 | 000100 | 3.6 | | 4,500.00 | 013600 | 23.3 |
| | 3,083.20 | 000100 | 32.3 | | 4,500.00 | 027100 | 3.8 |
| | 3,100.00 | 000100 | 131.8 | | 4,655.00 | 000100 | 2.1 |
| | 3,109.46 | 000100 | 29.3 | | 4,678.32 | 000100 | 30.2 |
| | 3,110.10 | 000100 | 47.1 | | 4,750.00 | 013600 | 1.9 |
| | 3,150.00 | 021800 | 4.0 | | 4,800.00 | 000100 | 15.2 |
| | 3,162.26 | 000100 | 97.5 | | 4,933.60 | 000100 | 204.8 |
| | 3,162.26 | 019000 | 23.9 | | 4,933.63 | 001800 | 39.8 |
| | 3,162.82 | 000100 | 114.0 | | 4,934.21 | 000100 | 15.7 |
| | 3,162.82 | 017200 | 195.5 | | 4,950.00 | 017400 | 53.2 |
| | 3,162.82 | 020800 | 97.2 | | 5,000.00 | 000100 | 148.9 |
| | 3,162.82 | 020900 | 19.8 | | 5,000.00 | 025400 | 10.2 |
| | 3,163.82 | 017200 | 59.1 | | 5,075.71 | 000100 | 52.7 |
| | 3,200.00 | 000100 | 291.6 | | 5,108.20 | 000100 | 4.0 |
| | 3,200.00 | 017200 | 30.5 | | 5,200.00 | 000100 | 13.1 |
| | 3,200.10 | 000100 | 32.0 | | 5,251.29 | 000100 | 23.4 |
| | 3,206.00 | 000100 | 10.2 | | 5,400.00 | 021500 | 3.7 |
| | 3,214.00 | 000100 | 21.4 | | 5,723.69 | 000100 | 2.2 |
| | 3,239.00 | 024800 | 5.6 | | 6,000.00 | 000100 | 8.4 |
| | 3,250.00 | 021800 | 8.5 | | 6,000.00 | 002600 | 5.5 |
| | 3,253.00 | 000100 | 27.6 | | 6,120.00 | 000100 | 5.6 |
| | 3,288.00 | 000100 | 4.9 | | 6,500.00 | 024800 | 22.1 |
| | 3,294.03 | 017400 | 32.6 | | 6,500.00 | 027100 | 1.1 |
| | 3,294.60 | 000100 | 22.4 | | 6,932.00 | 000100 | 5.2 |
| | 3,294.60 | 013600 | 5.6 | | 6,932.00 | 021800 | 3.5 |
| | 3,300.00 | 000100 | 17.3 | | 7,048.10 | 000100 | 1.9 |
| | 3,300.00 | 025300 | 7.2 | | 7,200.00 | 021100 | 0.7 |
| | 3,307.36 | 020900 | 29.8 | | 8,000.00 | 000100 | 39.9 |
| | 3,360.49 | 000100 | 7.9 | | 8,000.00 | 002600 | 5.5 |
| | 3,400.00 | 000100 | 109.4 | | 8,000.00 | 025100 | 3.8 |
| | 3,400.00 | 023100 | 23.3 | | 8,000.00 | 027800 | 4.2 |
| | 3,403.00 | 000100 | 24.8 | | 9,425.38 | 000100 | 3.3 |
| | 3,410.00 | 000100 | 35.1 | Wtd. Avg. Base & Total Tons | 2,661.51 | | 19,675.8 |
| | 3,422.62 | 017400 | 7.1 | Meunier * | 1,541.62 | 007800 | 32.9 |
| | 3,425.79 | 000100 | 6.0 | | 1,600.00 | 000100 | 8.0 |
| | 3,426.38 | 017200 | 37.8 | | 1,800.00 | 000100 | 1.9 |
| | 3,450.00 | 021500 | 12.0 | Wtd. Avg. Base & Total Tons | 1,564.00 | | 42.8 |
| | 3,500.00 | 000100 | 38.1 | Montepulciano | 2,066.30 | 000100 | 2.1 |
| | 3,500.00 | 017800 | 3.9 | Wtd. Avg. Base & Total Tons | 2,066.30 | | 2.1 |
| | 3,500.00 | 019400 | 2.8 | Nebbiolo | 2,178.00 | 000100 | 6.4 |
| | 3,500.00 | 021800 | 13.8 | Wtd. Avg. Base & Total Tons | 2,178.00 | | 6.4 |
| | 3,500.00 | 027100 | 4.9 | Petit Verdot | 1,200.00 | 020800 | 2.7 |
| | 3,500.00 | 027800 | 6.1 | | 1,800.00 | 000100 | 0.4 |
| | 3,506.06 | 019100 | 3.7 | | 1,800.00 | 019100 | 0.5 |
| | 3,530.00 | 000100 | 45.0 | | | | |
| | 3,532.25 | 000100 | 22.8 | | | | |
| | 3,576.00 | 000100 | 22.0 | | | | |
| | 3,580.23 | 017400 | 23.9 | | | | |
| | 3,591.90 | 024600 | 19.8 | | | | |

TABLE 8: BASE PRICE PAID TO GROWERS FOR GRAPES CRUSHED AND DELIVERED TO CALIFORNIA PROCESSORS FROM THE 2005 CROP WITH BRIX FACTORS AND PURCHASED TONNAGE, BY TYPE, VARIETY, REPORTING DISTRICT WHERE GROWN, AND WEIGHTED AVERAGE BASE PRICE.

| District, Type, and Variety | Base Price Per Ton | Brix Factors | Tons |
|--------------------------------|-----------------------|-----------------|------|
| | Dollars | Code a/ | |

| District, Type, and Variety | Base Price Per Ton | Brix Factors | Tons |
|--------------------------------|-----------------------|-----------------|------|
| | Dollars | Code a/ | |

DISTRICT 04 (Cont'd.)

| | | | |
|-----------------------------|-----------|--------|-------|
| Petit Verdot (Cont'd.) | 2,000.00 | 000100 | 7.4 |
| | 2,000.00 | 017600 | 13.3 |
| | 2,000.00 | 020800 | 2.5 |
| | 2,500.00 | 014000 | 3.6 |
| | 2,700.00 | 000100 | 0.6 |
| | 2,910.74 | 000100 | 18.2 |
| | 3,000.00 | 000100 | 23.9 |
| | 3,000.00 | 017400 | 1.8 |
| | 3,300.00 | 000100 | 12.7 |
| | 3,500.00 | 013600 | 1.0 |
| | 3,537.13 | 016350 | 32.8 |
| | 3,800.00 | 000100 | 1.3 |
| | 3,800.00 | 017200 | 6.4 |
| | 3,850.07 | 000100 | 7.5 |
| | 3,900.00 | 000100 | 0.2 |
| | 3,948.16 | 000100 | 6.1 |
| | 4,000.00 | 000100 | 20.4 |
| | 4,000.00 | 021000 | 1.9 |
| | 4,100.00 | 000100 | 11.4 |
| | 4,200.61 | 000100 | 11.8 |
| | 4,202.35 | 019000 | 17.4 |
| | 4,250.00 | 000100 | 1.4 |
| | 4,261.51 | 000100 | 1.0 |
| | 4,400.00 | 000100 | 6.1 |
| | 4,500.00 | 000100 | 5.1 |
| | 4,500.00 | 017400 | 3.0 |
| | 4,500.00 | 024600 | 5.1 |
| | 4,737.79 | 017200 | 3.5 |
| | 4,800.00 | 000100 | 0.4 |
| | 4,850.00 | 000100 | 2.1 |
| | 4,934.21 | 000100 | 9.9 |
| | 5,000.00 | 000100 | 1.0 |
| | 5,000.00 | 021800 | 0.9 |
| | 5,035.00 | 000100 | 1.6 |
| | 5,191.00 | 000100 | 2.0 |
| | 5,200.00 | 000100 | 13.0 |
| | 5,236.00 | 000100 | 6.3 |
| | 5,451.62 | 000100 | 3.9 |
| | 5,465.00 | 000100 | 3.2 |
| | 5,465.00 | 025300 | 8.2 |
| | 5,466.00 | 000100 | 5.8 |
| | 5,477.00 | 023100 | 0.6 |
| | 5,478.00 | 024800 | 0.3 |
| | 5,500.00 | 021800 | 0.8 |
| | 5,683.49 | 024400 | 42.0 |
| | 5,738.86 | 000100 | 15.9 |
| | 5,800.00 | 000100 | 2.9 |
| | 6,000.00 | 000100 | 8.0 |
| | 6,000.00 | 013600 | 0.4 |
| | 6,000.00 | 017600 | 0.5 |
| | 6,000.00 | 024800 | 2.9 |
| | 6,011.73 | 000100 | 12.2 |
| | 6,012.14 | 002600 | 1.9 |
| | 6,012.14 | 017200 | 15.4 |
| | 6,030.00 | 000100 | 0.2 |
| | 6,200.00 | 025100 | 1.8 |
| | 6,500.00 | 024500 | 1.5 |
| | 6,500.00 | 025100 | 2.3 |
| | 6,513.00 | 024800 | 2.8 |
| | 6,558.70 | 000100 | 9.0 |
| | 6,558.70 | 020800 | 12.7 |
| | 6,800.00 | 000100 | 1.5 |
| | 6,814.53 | 000100 | 3.3 |
| | 6,831.98 | 000100 | 27.4 |
| | 6,831.98 | 025400 | 5.3 |
| | 7,000.00 | 021000 | 2.3 |
| | 7,490.00 | 027100 | 7.5 |
| | 8,000.00 | 000100 | 4.8 |
| | 8,000.00 | 002600 | 2.7 |
| | 9,233.40 | 000100 | 2.7 |
| | 9,425.38 | 000100 | 2.3 |
| | 10,723.71 | 000100 | 6.0 |
| | 12,500.00 | 025100 | 2.8 |
| Wtd. Avg. Base & Total Tons | 4,977.62 | | 492.0 |

| | | | |
|--------------|----------|--------|-------|
| Petite Sirah | 1,000.00 | 023000 | 9.4 |
| | 1,029.00 | 025400 | 2.8 |
| | 1,200.00 | 000100 | 1.4 |
| | 1,503.01 | 019100 | 2.6 |
| | 1,616.00 | 000100 | 3.5 |
| | 1,650.00 | 000100 | 5.1 |
| | 1,750.00 | 000100 | 7.7 |
| | 1,800.00 | 000100 | 3.1 |
| | 1,800.00 | 014100 | 18.4 |
| | 2,000.00 | 000100 | 8.6 |
| | 2,000.00 | 021000 | 2.3 |
| | 2,000.00 | 025400 | 1.6 |
| | 2,200.00 | 000100 | 20.5 |
| | 2,350.00 | 000100 | 19.1 |
| | 2,350.00 | 003100 | 9.4 |
| | 2,425.00 | 000100 | 12.1 |
| | 2,442.08 | 022700 | 4.8 |
| | 2,500.00 | 000100 | 31.4 |
| | 2,500.00 | 067980 | 133.4 |
| | 2,600.00 | 000100 | 4.4 |
| | 2,600.00 | 020800 | 4.3 |
| | 2,600.00 | 025400 | 3.8 |
| | 2,688.00 | 000100 | 16.2 |
| | 2,700.00 | 000100 | 1.9 |
| | 2,750.00 | 000100 | 26.2 |
| | 2,800.00 | 000100 | 3.7 |
| | 2,868.44 | 000100 | 27.6 |
| | 2,900.00 | 000100 | 43.8 |
| | 2,900.00 | 025400 | 7.6 |
| | 2,910.74 | 000100 | 32.9 |
| | 2,999.88 | 000100 | 12.4 |
| | 3,000.00 | 000100 | 53.9 |
| | 3,000.00 | 001900 | 15.4 |
| | 3,000.00 | 017200 | 2.3 |
| | 3,000.00 | 021000 | 3.0 |
| | 3,000.00 | 024800 | 17.7 |
| | 3,000.00 | 025350 | 2.8 |
| | 3,200.00 | 000100 | 54.7 |
| | 3,200.00 | 025100 | 2.0 |
| | 3,216.00 | 000100 | 15.1 |
| | 3,216.00 | 025300 | 7.5 |
| | 3,221.50 | 000100 | 61.8 |
| | 3,239.22 | 000100 | 8.3 |
| | 3,239.22 | 013600 | 14.9 |
| | 3,239.22 | 020400 | 11.3 |
| | 3,239.25 | 000100 | 5.0 |
| | 3,240.66 | 025350 | 0.8 |
| | 3,250.00 | 000100 | 7.7 |
| | 3,300.00 | 000100 | 6.4 |
| | 3,300.00 | 025100 | 8.1 |
| | 3,300.00 | 025400 | 10.7 |
| | 3,327.69 | 025100 | 96.2 |
| | 3,382.58 | 000100 | 15.7 |
| | 3,400.00 | 017400 | 1.0 |
| | 3,415.57 | 024400 | 16.4 |
| | 3,500.00 | 000100 | 40.0 |
| | 3,500.00 | 002600 | 5.2 |
| | 3,500.00 | 003100 | 5.7 |
| | 3,500.00 | 021500 | 8.8 |
| | 3,500.00 | 025400 | 2.0 |
| | 3,501.00 | 025400 | 2.0 |
| | 3,518.05 | 020400 | 17.5 |
| | 3,531.04 | 000100 | 28.0 |
| | 3,537.13 | 000100 | 7.0 |
| | 3,543.65 | 013600 | 8.3 |
| | 3,544.00 | 000100 | 0.3 |
| | 3,563.14 | 000100 | 54.5 |
| | 3,563.14 | 020400 | 20.6 |
| | 3,565.62 | 014500 | 6.1 |
| | 3,600.00 | 000100 | 10.0 |
| | 3,725.10 | 000100 | 87.8 |
| | 3,762.00 | 000100 | 5.6 |
| | 3,800.00 | 000100 | 13.0 |
| | 3,948.16 | 000100 | 90.6 |
| | 4,000.00 | 000100 | 6.5 |
| | 4,000.00 | 019400 | 1.0 |
| | 4,500.00 | 000100 | 41.3 |
| | 4,500.00 | 028100 | 2.7 |

TABLE 8: BASE PRICE PAID TO GROWERS FOR GRAPES CRUSHED AND DELIVERED TO CALIFORNIA PROCESSORS FROM THE 2005 CROP WITH BRIX FACTORS AND PURCHASED TONNAGE, BY TYPE, VARIETY, REPORTING DISTRICT WHERE GROWN, AND WEIGHTED AVERAGE BASE PRICE.

| District, Type, and Variety | Base Price Per Ton | Brix Factors | Tons | District, Type, and Variety | Base Price Per Ton | Brix Factors | Tons |
|--------------------------------|-----------------------|-----------------|------|--------------------------------|-----------------------|-----------------|---------|
| | Dollars | Code a/ | | | Dollars | Code a/ | |
| DISTRICT 04 (Cont'd.) | | | | | 2,434.61 | 009000 | 163.1 |
| Petite Sirah (Cont'd.) | 4,786.46 | 025350 | 1.4 | | 2,485.00 | 000100 | 21.4 |
| | | | | | 2,490.96 | 000100 | 39.3 |
| | | | | | 2,500.00 | 000100 | 40.3 |
| | | | | | 2,500.00 | 002600 | 4.8 |
| | | | | | 2,500.00 | 013600 | 11.4 |
| | | | | | 2,500.00 | 021000 | 2.9 |
| | | | | | 2,500.00 | 021500 | 32.1 |
| | | | | | 2,500.00 | 024300 | 4.2 |
| | | | | | 2,500.00 | 027600 | 1.4 |
| | | | | | 2,501.53 | 020800 | 110.2 |
| | | | | | 2,536.54 | 000100 | 58.8 |
| | | | | | 2,600.00 | 000100 | 7.5 |
| | | | | | 2,623.66 | 000100 | 69.0 |
| | | | | | 2,640.00 | 000100 | 20.1 |
| | | | | | 2,650.00 | 000100 | 84.5 |
| | | | | | 2,659.09 | 000100 | 26.3 |
| | | | | | 2,698.41 | 023100 | 6.3 |
| | | | | | 2,750.00 | 000100 | 71.2 |
| | | | | | 2,750.00 | 021200 | 2.6 |
| | | | | | 2,800.00 | 000100 | 61.5 |
| | | | | | 2,850.00 | 000100 | 119.8 |
| | | | | | 2,898.83 | 000100 | 8.5 |
| | | | | | 2,991.09 | 000100 | 121.7 |
| | | | | | 3,000.00 | 000100 | 17.9 |
| | | | | | 3,000.00 | 014500 | 12.9 |
| | | | | | 3,020.34 | 021000 | 8.5 |
| | | | | | 3,043.00 | 000100 | 11.4 |
| | | | | | 3,043.00 | 024500 | 6.8 |
| | | | | | 3,064.27 | 020800 | 12.6 |
| | | | | | 3,110.59 | 019200 | 27.7 |
| | | | | | 3,186.00 | 024500 | 6.8 |
| | | | | | 3,200.00 | 000100 | 58.9 |
| | | | | | 3,300.00 | 000100 | 19.9 |
| | | | | | 3,455.00 | 000100 | 3.1 |
| | | | | | 3,500.00 | 000100 | 21.6 |
| | | | | | 3,500.00 | 013800 | 8.1 |
| | | | | | 3,500.00 | 021100 | 5.9 |
| | | | | | 3,677.04 | 000100 | 12.7 |
| | | | | | 3,786.18 | 000100 | 11.0 |
| | | | | | 3,939.89 | 000100 | 4.1 |
| | | | | | 4,000.00 | 000100 | 14.6 |
| | | | | | 4,170.39 | 000100 | 5.5 |
| | | | | | 4,316.54 | 021500 | 14.0 |
| | | | | | 4,490.86 | 000100 | 12.6 |
| | | | | | 4,824.00 | 017600 | 17.0 |
| | | | | | 6,196.73 | 000100 | 15.2 |
| | | | | | 10,375.13 | 000100 | 11.7 |
| | | | | Wtd. Avg. Base & Total Tons | 2,197.42 | | 5,032.8 |
| | | | | Primitivo | 1,414.00 | 000100 | 28.0 |
| | | | | | 1,600.00 | 017200 | 1.2 |
| | | | | | 1,700.00 | 000100 | 4.0 |
| | | | | Wtd. Avg. Base & Total Tons | 1,455.18 | | 33.2 |
| | | | | Refosco * | 2,400.00 | 017400 | 0.3 |
| | | | | Wtd. Avg. Base & Total Tons | 2,400.00 | | 0.3 |
| | | | | Sagrantino | 2,178.00 | 025300 | 0.8 |
| | | | | Wtd. Avg. Base & Total Tons | 2,178.00 | | 0.8 |
| | | | | Sangiovese * | 850.00 | 000100 | 4.8 |
| | | | | | 1,000.00 | 024500 | 2.3 |
| | | | | | 1,356.00 | 027800 | 51.6 |
| | | | | | 1,400.00 | 023100 | 26.0 |
| | | | | | 1,402.80 | 019100 | 1.1 |
| | | | | | 1,800.00 | 000100 | 3.0 |
| | | | | | 1,800.00 | 027800 | 10.0 |
| | | | | | 2,000.00 | 000100 | 9.0 |
| | | | | | 2,000.00 | 021200 | 3.0 |
| | | | | | 2,004.18 | 000100 | 26.3 |
| | | | | | 2,066.30 | 013600 | 7.5 |
| | | | | | 2,150.00 | 000100 | 11.6 |
| | | | | | 2,177.00 | 024500 | 2.7 |
| | | | | | 2,177.87 | 000100 | 16.4 |
| | | | | | 2,177.88 | 020800 | 17.9 |

TABLE 8: BASE PRICE PAID TO GROWERS FOR GRAPES CRUSHED AND DELIVERED TO CALIFORNIA PROCESSORS FROM THE 2005 CROP WITH BRIX FACTORS AND PURCHASED TONNAGE, BY TYPE, VARIETY, REPORTING DISTRICT WHERE GROWN, AND WEIGHTED AVERAGE BASE PRICE.

| District, Type, and Variety | Base Price Per Ton | Brix Factors | Tons |
|--------------------------------|-----------------------|-----------------|------|
| | Dollars | Code a/ | |

| District, Type, and Variety | Base Price Per Ton | Brix Factors | Tons |
|--------------------------------|-----------------------|-----------------|------|
| | Dollars | Code a/ | |

DISTRICT 04 (Cont'd.)

| | | | | | | | |
|--|--|--|--|-----------------------------|----------|---------|------|
| | | | | 2,715.00 | 000100 | 2.2 | |
| | | | | 2,719.38 | 025300 | 24.5 | |
| | | | | 2,750.00 | 000100 | 17.5 | |
| | | | | 2,750.00 | 018000 | 15.6 | |
| | | | | 2,770.24 | 023000 | 52.9 | |
| | | | | 2,800.00 | 000100 | 20.7 | |
| | | | | 2,800.00 | 025400 | 5.0 | |
| | | | | 2,800.00 | 026800 | 23.8 | |
| | | | | 2,846.00 | 000100 | 3.8 | |
| | | | | 2,850.00 | 000100 | 14.6 | |
| | | | | 2,860.00 | 000100 | 13.9 | |
| | | | | 2,900.00 | 000100 | 1.0 | |
| | | | | 2,902.15 | 000100 | 19.4 | |
| | | | | 2,902.15 | 020700 | 23.4 | |
| | | | | 2,952.76 | 002600 | 5.1 | |
| | | | | 2,954.92 | 000100 | 10.6 | |
| | | | | 3,000.00 | 000100 | 55.9 | |
| | | | | 3,000.00 | 014500 | 3.8 | |
| | | | | 3,000.00 | 017200 | 6.5 | |
| | | | | 3,000.00 | 017400 | 6.3 | |
| | | | | 3,000.00 | 021100 | 5.6 | |
| | | | | 3,000.00 | 021200 | 1.0 | |
| | | | | 3,000.00 | 027800 | 1.6 | |
| | | | | 3,034.07 | 000100 | 17.7 | |
| | | | | 3,073.37 | 000100 | 43.3 | |
| | | | | 3,095.24 | 000100 | 22.9 | |
| | | | | 3,165.98 | 000100 | 5.1 | |
| | | | | 3,200.00 | 000100 | 4.2 | |
| | | | | 3,250.00 | 000100 | 3.5 | |
| | | | | 3,296.00 | 014000 | 13.7 | |
| | | | | 3,300.00 | 001900 | 4.7 | |
| | | | | 3,388.00 | 000100 | 10.3 | |
| | | | | 3,388.66 | 000100 | 30.1 | |
| | | | | 3,413.65 | 000100 | 18.7 | |
| | | | | 3,493.00 | 000100 | 4.2 | |
| | | | | 3,500.00 | 000100 | 22.6 | |
| | | | | 3,500.00 | 014500 | 2.5 | |
| | | | | 3,524.71 | 025430 | 22.6 | |
| | | | | 3,550.00 | 003100 | 10.3 | |
| | | | | 3,600.00 | 000100 | 8.8 | |
| | | | | 3,600.00 | 025400 | 5.7 | |
| | | | | 3,602.15 | 021800 | 20.7 | |
| | | | | 3,625.87 | 021800 | 2.5 | |
| | | | | 3,650.00 | 000100 | 5.4 | |
| | | | | 3,700.00 | 000100 | 5.8 | |
| | | | | 3,700.00 | 021800 | 7.2 | |
| | | | | 3,738.50 | 022900 | 18.7 | |
| | | | | 3,750.00 | 000100 | 11.2 | |
| | | | | 3,750.00 | 003100 | 0.5 | |
| | | | | 3,750.00 | 021200 | 41.9 | |
| | | | | 3,800.00 | 002600 | 2.0 | |
| | | | | 3,846.00 | 000100 | 3.9 | |
| | | | | 3,863.59 | 000100 | 5.2 | |
| | | | | 3,950.00 | 025100 | 9.9 | |
| | | | | 4,000.00 | 000100 | 31.0 | |
| | | | | 4,056.00 | 000100 | 7.9 | |
| | | | | 4,065.42 | 017400 | 11.0 | |
| | | | | 4,165.00 | 021200 | 3.5 | |
| | | | | 4,381.37 | 000100 | 26.1 | |
| | | | | 4,529.00 | 000100 | 6.9 | |
| | | | | 5,000.00 | 000100 | 7.8 | |
| | | | | 5,351.00 | 000100 | 6.8 | |
| | | | | 5,500.00 | 000100 | 0.1 | |
| | | | | 6,806.83 | 000100 | 11.4 | |
| | | | | | | | |
| | | | | Wtd. Avg. Base & Total Tons | 2,733.21 | 1,954.8 | |
| | | | | Tannat | 4,500.00 | 021200 | 0.2 |
| | | | | Wtd. Avg. Base & Total Tons | 4,500.00 | 0.2 | |
| | | | | Tempranillo * | 2,700.00 | 024800 | 8.6 |
| | | | | | 2,906.00 | 000100 | 15.5 |
| | | | | | 2,908.00 | 025300 | 13.1 |
| | | | | | 4,250.00 | 000100 | 1.4 |
| | | | | | 4,500.00 | 025400 | 4.1 |
| | | | | Wtd. Avg. Base & Total Tons | 3,062.24 | 42.7 | |

TABLE 8: BASE PRICE PAID TO GROWERS FOR GRAPES CRUSHED AND DELIVERED TO CALIFORNIA PROCESSORS FROM THE 2005 CROP WITH BRIX FACTORS AND PURCHASED TONNAGE, BY TYPE, VARIETY, REPORTING DISTRICT WHERE GROWN, AND WEIGHTED AVERAGE BASE PRICE.

| District, Type, and Variety | Base Price Per Ton | Brix Factors | Tons |
|--------------------------------|-----------------------|-----------------|------|
| | Dollars | Code a/ | |

| District, Type, and Variety | Base Price Per Ton | Brix Factors | Tons |
|--------------------------------|-----------------------|-----------------|------|
| | Dollars | Code a/ | |

DISTRICT 04 (Cont'd.)

| | | | |
|-----------|----------|--------|-------|
| Zinfandel | 350.00 | 046000 | 140.4 |
| | 600.00 | 000100 | 32.5 |
| | 600.00 | 008100 | 144.7 |
| | 600.00 | 013500 | 372.3 |
| | 600.00 | 017000 | 14.5 |
| | 657.89 | 000100 | 0.8 |
| | 808.00 | 000100 | 124.2 |
| | 1,000.00 | 024800 | 54.5 |
| | 1,200.00 | 000100 | 31.7 |
| | 1,200.00 | 017600 | 20.7 |
| | 1,400.00 | 000100 | 17.8 |
| | 1,490.00 | 024500 | 5.2 |
| | 1,500.00 | 017600 | 16.4 |
| | 1,501.36 | 021000 | 1.2 |
| | 1,601.07 | 000100 | 44.6 |
| | 1,700.00 | 000100 | 6.5 |
| | 1,713.00 | 000100 | 11.7 |
| | 1,776.00 | 024800 | 7.3 |
| | 1,800.00 | 000100 | 18.1 |
| | 1,831.50 | 000100 | 119.0 |
| | 1,832.00 | 024800 | 6.1 |
| | 1,832.25 | 000100 | 76.1 |
| | 1,876.00 | 000100 | 16.5 |
| | 1,876.00 | 014500 | 1.5 |
| | 1,876.00 | 025300 | 2.3 |
| | 1,877.30 | 000100 | 5.0 |
| | 1,877.50 | 000100 | 11.5 |
| | 1,900.00 | 021000 | 2.9 |
| | 1,904.76 | 000100 | 11.5 |
| | 1,950.33 | 014500 | 11.0 |
| | 2,000.00 | 000100 | 215.6 |
| | 2,000.00 | 017200 | 10.1 |
| | 2,000.00 | 021200 | 29.1 |
| | 2,000.00 | 025400 | 5.9 |
| | 2,000.00 | 027800 | 1.9 |
| | 2,100.00 | 000100 | 123.8 |
| | 2,150.00 | 000100 | 7.8 |
| | 2,200.00 | 000100 | 55.3 |
| | 2,200.00 | 014500 | 8.8 |
| | 2,200.00 | 025350 | 10.2 |
| | 2,209.00 | 000100 | 11.1 |
| | 2,231.85 | 020800 | 5.2 |
| | 2,241.43 | 000100 | 20.9 |
| | 2,250.00 | 000100 | 36.4 |
| | 2,250.00 | 025400 | 1.5 |
| | 2,300.00 | 000100 | 22.9 |
| | 2,300.00 | 017600 | 4.3 |
| | 2,300.00 | 021500 | 9.1 |
| | 2,350.00 | 000100 | 19.6 |
| | 2,400.00 | 000100 | 33.2 |
| | 2,500.00 | 000100 | 127.9 |
| | 2,500.00 | 014500 | 5.9 |
| | 2,500.00 | 017400 | 2.6 |
| | 2,500.00 | 021200 | 2.0 |
| | 2,500.00 | 022700 | 2.1 |
| | 2,500.00 | 023100 | 43.3 |
| | 2,500.00 | 027800 | 2.0 |
| | 2,550.00 | 025100 | 2.0 |
| | 2,565.00 | 000100 | 70.5 |
| | 2,600.00 | 000100 | 2.8 |
| | 2,600.00 | 001900 | 35.0 |
| | 2,600.00 | 025400 | 0.2 |
| | 2,700.00 | 000100 | 13.9 |
| | 2,700.00 | 019600 | 7.1 |
| | 2,707.00 | 000100 | 7.2 |
| | 2,750.00 | 000100 | 43.2 |
| | 2,750.00 | 002300 | 3.2 |
| | 2,750.00 | 017200 | 5.1 |
| | 2,750.00 | 022800 | 14.4 |
| | 2,852.47 | 000100 | 78.2 |
| | 2,900.00 | 025400 | 52.6 |
| | 2,950.00 | 000100 | 8.2 |
| | 3,000.00 | 000100 | 84.9 |
| | 3,000.00 | 019600 | 1.1 |
| | 3,000.00 | 020800 | 7.5 |
| | 3,000.00 | 021200 | 2.8 |
| | 3,000.00 | 025400 | 9.9 |

| | | | |
|-----------------------------|----------|--------|---------|
| | 3,100.00 | 000100 | 78.7 |
| | 3,150.00 | 000100 | 6.9 |
| | 3,200.00 | 000100 | 52.7 |
| | 3,200.00 | 025400 | 28.3 |
| | 3,232.00 | 000100 | 8.6 |
| | 3,300.00 | 025400 | 18.9 |
| | 3,400.00 | 017400 | 7.8 |
| | 3,500.00 | 000100 | 17.2 |
| | 3,501.00 | 025400 | 8.6 |
| | 3,600.00 | 025400 | 9.3 |
| | 3,800.00 | 000100 | 46.5 |
| | 3,948.16 | 000100 | 34.2 |
| | 4,000.00 | 000100 | 38.0 |
| | 4,500.00 | 000100 | 17.3 |
| | 5,000.00 | 000100 | 7.0 |
| Wtd. Avg. Base & Total Tons | 1,917.93 | | 2,976.8 |
| Other Red b/ | 3,000.00 | 013800 | 5.9 |
| Wtd. Avg. Base & Total Tons | 3,000.00 | | 5.9 |

DISTRICT 05

WINE GRAPES (WHITE)

| | | | |
|-----------------------------|----------|--------|---------|
| Chardonnay * | 300.00 | 002000 | 68.2 |
| | 300.00 | 054100 | 57.0 |
| | 400.00 | 017000 | 476.6 |
| | 450.00 | 002000 | 685.6 |
| | 500.00 | 043900 | 354.6 |
| | 500.00 | 046000 | 164.3 |
| | 500.00 | 054100 | 192.0 |
| | 550.00 | 019100 | 13.5 |
| | 600.00 | 046000 | 261.2 |
| | 650.00 | 019100 | 48.2 |
| | 700.00 | 000100 | 352.6 |
| | 800.00 | 000100 | 559.3 |
| | 800.00 | 021000 | 29.6 |
| | 950.00 | 000100 | 162.3 |
| | 950.00 | 017200 | 104.7 |
| | 1,000.00 | 020800 | 13.4 |
| | 1,003.16 | 000100 | 124.4 |
| | 1,100.00 | 017600 | 8.9 |
| | 1,200.00 | 000100 | 33.2 |
| | 1,250.00 | 020800 | 68.9 |
| | 1,418.60 | 000100 | 502.1 |
| | 1,486.88 | 000100 | 712.5 |
| | 1,624.80 | 000100 | 0.3 |
| Wtd. Avg. Base & Total Tons | 822.16 | | 4,993.4 |
| Chenin Blanc | 175.00 | 042350 | 136.1 |
| | 380.00 | 009670 | 680.3 |
| | 400.00 | 042350 | 616.0 |
| Wtd. Avg. Base & Total Tons | 369.12 | | 1,432.4 |
| French Colombard | 250.00 | 038700 | 115.3 |
| Wtd. Avg. Base & Total Tons | 250.00 | | 115.3 |
| Malvasia Bianca * | 600.00 | 020800 | 21.0 |
| Wtd. Avg. Base & Total Tons | 600.00 | | 21.0 |
| Muscat Blanc * | 1,150.00 | 000100 | 34.7 |
| Wtd. Avg. Base & Total Tons | 1,150.00 | | 34.7 |
| Pinot Gris * | 500.00 | 064800 | 18.3 |
| | 600.00 | 000100 | 343.0 |
| | 750.00 | 019100 | 24.2 |
| | 850.00 | 020800 | 8.7 |
| | 1,000.00 | 021000 | 9.0 |
| | 1,090.00 | 000100 | 39.6 |
| Wtd. Avg. Base & Total Tons | 660.93 | | 442.8 |

TABLE 8: BASE PRICE PAID TO GROWERS FOR GRAPES CRUSHED AND DELIVERED TO CALIFORNIA PROCESSORS FROM THE 2005 CROP WITH BRIX FACTORS AND PURCHASED TONNAGE, BY TYPE, VARIETY, REPORTING DISTRICT WHERE GROWN, AND WEIGHTED AVERAGE BASE PRICE.

| District, Type, and Variety | Base Price Per Ton | Brix Factors | Tons |
|--------------------------------|-----------------------|-----------------|------|
| | Dollars | Code a/ | |

| District, Type, and Variety | Base Price Per Ton | Brix Factors | Tons |
|--------------------------------|-----------------------|-----------------|------|
| | Dollars | Code a/ | |

DISTRICT 05 (Cont'd.)

| | | | |
|-----------------------------|-----------|--------|---------|
| Sauvignon Blanc | 3.50 c/ | 032200 | 272.3 |
| | 400.00 | 038700 | 285.6 |
| | 400.00 | 042400 | 282.8 |
| | 500.00 | 000100 | 261.3 |
| | 550.00 | 000100 | 93.7 |
| | 550.00 | 053100 | 51.9 |
| | 600.00 | 020800 | 125.7 |
| | 700.00 | 000100 | 25.7 |
| | 700.00 | 020800 | 11.9 |
| | 700.00 | 021000 | 17.2 |
| | 776.98 | 000100 | 8.1 |
| Wtd. Avg. Base & Total Tons | 479.56 d/ | | 1,436.2 |
| Sauvignon Musque | 843.12 | 000100 | 7.8 |
| Wtd. Avg. Base & Total Tons | 843.12 | | 7.8 |
| Semillon | 600.00 | 020800 | 156.8 |
| Wtd. Avg. Base & Total Tons | 600.00 | | 156.8 |
| Symphony | 400.00 | 056900 | 120.7 |
| Wtd. Avg. Base & Total Tons | 400.00 | | 120.7 |
| Viognier | 600.00 | 069475 | 129.3 |
| | 700.00 | 064800 | 33.3 |
| | 900.00 | 000100 | 48.9 |
| Wtd. Avg. Base & Total Tons | 685.11 | | 211.5 |
| White Riesling * | 900.00 | 000100 | 7.0 |
| | 990.00 | 000100 | 43.5 |
| | 1,100.00 | 000100 | 39.0 |
| Wtd. Avg. Base & Total Tons | 1,030.89 | | 89.5 |
| Other White b/ | 1,500.00 | 000100 | 3.3 |
| Wtd. Avg. Base & Total Tons | 1,500.00 | | 3.3 |

WINE GRAPES (RED)

| | | | |
|-----------------------------|----------|--------|---------|
| Barbera | 1,769.20 | 020800 | 18.9 |
| Wtd. Avg. Base & Total Tons | 1,769.20 | | 18.9 |
| Cabernet Franc | 700.00 | 000100 | 6.6 |
| | 1,010.00 | 000100 | 8.7 |
| | 1,100.00 | 024500 | 8.5 |
| Wtd. Avg. Base & Total Tons | 956.18 | | 23.8 |
| Cabernet Sauvignon | 100.00 | 002200 | 172.0 |
| | 600.00 | 000100 | 4.8 |
| | 600.00 | 046000 | 603.0 |
| | 850.00 | 020800 | 70.8 |
| | 900.00 | 000100 | 285.4 |
| | 1,000.00 | 000100 | 2.0 |
| | 1,000.00 | 020800 | 23.5 |
| | 1,000.00 | 026500 | 12.0 |
| | 1,200.00 | 000100 | 244.5 |
| | 1,499.94 | 000100 | 13.5 |
| | 3,948.16 | 020800 | 13.1 |
| Wtd. Avg. Base & Total Tons | 762.70 | | 1,444.6 |
| Gamay (Napa) * | 500.00 | 046000 | 142.3 |
| | 700.00 | 000100 | 70.2 |
| | 800.00 | 000100 | 2.9 |
| | 800.00 | 013100 | 2.8 |
| Wtd. Avg. Base & Total Tons | 572.18 | | 218.2 |

| | | | |
|-----------------------------|----------|--------|---------|
| Malbec | 1,200.00 | 000100 | 15.3 |
| Wtd. Avg. Base & Total Tons | 1,200.00 | | 15.3 |
| Merlot | 200.00 | 000100 | 9.5 |
| | 325.00 | 064800 | 75.2 |
| | 450.00 | 041700 | 68.7 |
| | 450.00 | 064800 | 402.6 |
| | 500.00 | 000100 | 41.7 |
| | 600.00 | 000100 | 48.5 |
| | 600.00 | 046000 | 559.7 |
| | 630.00 | 000100 | 312.9 |
| | 780.00 | 026500 | 49.6 |
| | 800.00 | 000100 | 61.1 |
| | 825.00 | 013600 | 49.8 |
| | 850.00 | 000100 | 41.7 |
| | 870.39 | 000100 | 23.9 |
| | 950.00 | 000100 | 40.0 |
| | 1,000.00 | 000100 | 283.5 |
| | 1,000.00 | 021000 | 45.6 |
| | 1,000.00 | 021200 | 71.5 |
| | 1,200.00 | 000100 | 197.7 |
| | 1,400.00 | 000100 | 54.3 |
| | 1,511.47 | 000100 | 47.1 |
| | 1,533.75 | 000100 | 160.9 |
| | 1,815.73 | 000100 | 62.1 |
| | 2,635.68 | 020800 | 83.2 |
| Wtd. Avg. Base & Total Tons | 862.87 | | 2,790.8 |
| Petit Verdot | 2,000.00 | 000100 | 4.3 |
| Wtd. Avg. Base & Total Tons | 2,000.00 | | 4.3 |
| Petite Sirah | 454.00 | 024800 | 2.0 |
| | 454.50 | 013600 | 5.8 |
| | 650.00 | 062000 | 64.2 |
| | 707.00 | 013600 | 11.7 |
| | 800.00 | 013600 | 67.3 |
| | 900.00 | 023100 | 9.6 |
| | 1,000.00 | 014100 | 19.6 |
| | 1,100.00 | 014100 | 33.7 |
| | 1,200.00 | 000100 | 3.7 |
| | 1,350.00 | 000100 | 72.7 |
| | 1,624.80 | 000100 | 11.1 |
| Wtd. Avg. Base & Total Tons | 973.18 | | 301.4 |
| Pinot Noir | 558.47 | 054400 | 320.6 |
| | 1,000.00 | 046000 | 700.8 |
| | 1,100.00 | 000100 | 15.3 |
| | 1,100.00 | 019100 | 21.4 |
| | 1,500.00 | 000100 | 36.9 |
| Wtd. Avg. Base & Total Tons | 890.93 | | 1,095.0 |
| Syrah * | 100.00 | 002200 | 102.8 |
| | 400.00 | 000100 | 6.9 |
| | 500.00 | 000100 | 6.8 |
| | 500.00 | 064800 | 237.6 |
| | 707.00 | 024500 | 1.0 |
| | 1,000.00 | 000100 | 5.4 |
| | 1,000.00 | 021200 | 48.8 |
| | 1,200.00 | 000100 | 1.4 |
| | 1,500.00 | 000100 | 28.1 |
| | 1,700.00 | 000100 | 54.5 |
| Wtd. Avg. Base & Total Tons | 662.13 | | 493.3 |
| Zinfandel | 350.00 | 034600 | 144.5 |
| | 600.00 | 007200 | 179.4 |
| | 800.00 | 026500 | 20.3 |
| | 808.00 | 000100 | 196.5 |
| | 1,100.00 | 000100 | 53.2 |
| | 1,200.00 | 000100 | 2.0 |
| | 1,305.50 | 000100 | 14.3 |
| Wtd. Avg. Base & Total Tons | 676.53 | | 610.2 |

TABLE 8: BASE PRICE PAID TO GROWERS FOR GRAPES CRUSHED AND DELIVERED TO CALIFORNIA PROCESSORS FROM THE 2005 CROP WITH BRIX FACTORS AND PURCHASED TONNAGE, BY TYPE, VARIETY, REPORTING DISTRICT WHERE GROWN, AND WEIGHTED AVERAGE BASE PRICE.

| District, Type, and Variety | Base Price Per Ton | Brix Factors | Tons | District, Type, and Variety | Base Price Per Ton | Brix Factors | Tons |
|--------------------------------|-----------------------|-----------------|---------|--------------------------------|-----------------------|-----------------|-------|
| | Dollars | Code a/ | | | Dollars | Code a/ | |
| DISTRICT 06 | | | | | | | |
| WINE GRAPES (WHITE) | | | | | | | |
| Chardonnay * | 200.00 | 000100 | 3.2 | Wtd. Avg. Base & Total Tons | 936.26 | | 43.3 |
| | 300.00 | 015500 | 84.1 | Palomino * | 1,450.00 | 000100 | 21.0 |
| | 600.00 | 015500 | 87.2 | Wtd. Avg. Base & Total Tons | 1,450.00 | | 21.0 |
| | 600.00 | 017400 | 44.0 | Pinot Blanc | 1,300.00 | 013400 | 6.6 |
| | 700.00 | 000100 | 200.1 | | 1,350.00 | 017400 | 1.6 |
| | 772.09 | 000100 | 1,012.5 | Wtd. Avg. Base & Total Tons | 1,309.76 | | 8.2 |
| | 800.00 | 000100 | 7.6 | Pinot Gris * | 1,100.00 | 000100 | 6.9 |
| | 800.00 | 017200 | 28.1 | | 1,200.00 | 000100 | 166.6 |
| | 800.00 | 022700 | 5.0 | | 1,300.00 | 013400 | 3.1 |
| | 800.00 | 058400 | 446.8 | | 1,446.60 | 020800 | 12.8 |
| | 907.79 | 017800 | 10.1 | | 1,600.00 | 000100 | 11.2 |
| | 1,000.00 | 000100 | 5.8 | Wtd. Avg. Base & Total Tons | 1,236.17 | | 200.6 |
| | 1,000.00 | 020800 | 2,423.9 | Roussanne | 1,300.00 | 023740 | 26.2 |
| | 1,050.00 | 015500 | 87.7 | | 1,650.00 | 000100 | 1.0 |
| | 1,050.00 | 020500 | 161.9 | Wtd. Avg. Base & Total Tons | 1,312.87 | | 27.2 |
| | 1,100.00 | 020800 | 3.4 | Sauvignon Blanc | 500.00 | 020800 | 211.4 |
| | 1,200.00 | 013800 | 1.3 | | 500.00 | 038700 | 420.2 |
| | 1,300.00 | 000100 | 8.0 | | 600.00 | 023740 | 24.5 |
| | 1,300.00 | 013400 | 10.2 | | 657.00 | 000100 | 129.3 |
| | 1,300.00 | 017400 | 17.8 | | 700.00 | 000100 | 3.5 |
| | 1,300.00 | 020800 | 653.4 | | 800.00 | 000100 | 12.8 |
| | 1,388.74 | 020800 | 47.2 | | 800.00 | 013400 | 19.9 |
| | 1,400.00 | 000100 | 6.9 | | 800.00 | 017400 | 1.2 |
| | 1,400.00 | 013600 | 2.8 | | 1,000.00 | 000100 | 0.1 |
| | 1,500.00 | 000100 | 6.3 | | 1,200.00 | 000100 | 4.8 |
| | 1,500.00 | 017200 | 1.9 | | 1,500.00 | 013400 | 2.9 |
| | 1,500.00 | 021000 | 59.0 | Wtd. Avg. Base & Total Tons | 548.07 | | 830.6 |
| | 1,590.00 | 000100 | 4.0 | Sauvignon Musque | 400.00 | 000100 | 30.3 |
| | 1,600.00 | 055000 | 3.3 | Wtd. Avg. Base & Total Tons | 400.00 | | 30.3 |
| | 1,700.00 | 000100 | 6.7 | Semillon | 600.00 | 000100 | 1.7 |
| | 1,800.00 | 000100 | 12.4 | | 600.00 | 012175 | 6.9 |
| | 1,800.00 | 017800 | 5.5 | | 905.64 | 000100 | 4.1 |
| | 1,800.00 | 027500 | 0.9 | | 1,250.00 | 017400 | 4.0 |
| | 1,850.00 | 017200 | 30.2 | Wtd. Avg. Base & Total Tons | 830.73 | | 16.7 |
| | 1,850.00 | 021200 | 2.5 | Verdelho | 800.00 | 016800 | 18.6 |
| | 1,900.00 | 017800 | 23.7 | Wtd. Avg. Base & Total Tons | 800.00 | | 18.6 |
| | 1,900.00 | 021200 | 5.2 | Viognier | 400.00 | 000100 | 2.7 |
| | 1,900.00 | 027500 | 2.3 | | 600.00 | 015500 | 12.2 |
| | 2,000.00 | 000100 | 19.1 | | 1,000.00 | 020800 | 12.5 |
| | 2,000.00 | 017800 | 26.5 | | 1,032.69 | 013100 | 5.2 |
| | 2,000.00 | 020800 | 9.4 | | 1,100.00 | 000100 | 9.6 |
| | 2,250.00 | 000100 | 5.4 | | 1,100.00 | 020800 | 38.3 |
| | 2,350.00 | 000100 | 1.1 | | 1,100.00 | 021000 | 2.3 |
| | 2,500.00 | 000100 | 3.1 | | 1,150.00 | 020800 | 12.2 |
| | 2,500.00 | 001900 | 4.3 | | 1,200.00 | 000100 | 3.7 |
| | 2,700.00 | 000100 | 1.1 | | 1,200.00 | 020800 | 15.4 |
| | 3,000.00 | 025100 | 15.7 | Wtd. Avg. Base & Total Tons | 1,038.04 | | 114.1 |
| Wtd. Avg. Base & Total Tons | 992.89 | | 5,608.6 | White Riesling * | 800.00 | 017000 | 6.2 |
| Gewurztraminer | 700.00 | 000100 | 5.9 | Wtd. Avg. Base & Total Tons | 800.00 | | 6.2 |
| | 1,000.00 | 013000 | 365.0 | Other White b/ | 800.00 | 016800 | 21.4 |
| Wtd. Avg. Base & Total Tons | 995.23 | | 370.9 | | 1,000.00 | 011300 | 3.3 |
| Malvasia Bianca * | 400.00 | 000100 | 6.7 | Wtd. Avg. Base & Total Tons | 826.72 | | 24.7 |
| Wtd. Avg. Base & Total Tons | 400.00 | | 6.7 | WINE GRAPES (RED) | | | |
| Marsanne | 998.00 | 024300 | 14.4 | Alicante Bouschet * | 400.00 | 000100 | 50.0 |
| Wtd. Avg. Base & Total Tons | 998.00 | | 14.4 | | 1,000.00 | 000100 | 4.4 |
| Montonico | 400.00 | 000100 | 13.5 | | | | |
| Wtd. Avg. Base & Total Tons | 400.00 | | 13.5 | | | | |
| Muscat Blanc * | 1,250.00 | 020800 | 0.6 | | | | |
| | 1,300.00 | 012900 | 5.8 | | | | |
| Wtd. Avg. Base & Total Tons | 1,295.31 | | 6.4 | | | | |
| Muscat Orange | 600.00 | 016800 | 22.5 | | | | |
| | 1,300.00 | 012900 | 20.8 | | | | |

TABLE 8: BASE PRICE PAID TO GROWERS FOR GRAPES CRUSHED AND DELIVERED TO CALIFORNIA PROCESSORS FROM THE 2005 CROP WITH BRIX FACTORS AND PURCHASED TONNAGE, BY TYPE, VARIETY, REPORTING DISTRICT WHERE GROWN, AND WEIGHTED AVERAGE BASE PRICE.

| District, Type, and Variety | Base Price Per Ton | Brix Factors | Tons |
|--------------------------------|-----------------------|-----------------|------|
| | Dollars | Code a/ | |

| District, Type, and Variety | Base Price Per Ton | Brix Factors | Tons |
|--------------------------------|-----------------------|-----------------|------|
| | Dollars | Code a/ | |

DISTRICT 06 (Cont'd.)

| | | | |
|-------------------------------|----------|--------|---------|
| Alicante Bouschet * (Cont'd.) | 1,450.00 | 000100 | 13.3 |
| Wtd. Avg. Base & Total Tons | 645.27 | | 67.7 |
| Barbera | 400.00 | 000100 | 34.0 |
| | 800.00 | 000100 | 3.0 |
| | 850.00 | 000100 | 1.1 |
| | 1,200.00 | 025100 | 3.4 |
| Wtd. Avg. Base & Total Tons | 506.39 | | 41.5 |
| Cabernet Franc | 400.00 | 000100 | 7.2 |
| | 500.00 | 000100 | 1.2 |
| | 1,000.00 | 021000 | 2.2 |
| | 1,200.00 | 000100 | 0.9 |
| | 1,303.67 | 000100 | 30.1 |
| | 1,400.00 | 000100 | 3.1 |
| | 1,400.00 | 017400 | 4.1 |
| | 1,600.00 | 000100 | 4.1 |
| | 1,800.00 | 000100 | 0.4 |
| | 2,000.00 | 000100 | 1.4 |
| | 2,340.00 | 000100 | 2.8 |
| | 2,340.00 | 017400 | 1.9 |
| | 2,700.00 | 000100 | 2.1 |
| | 3,000.00 | 025100 | 3.0 |
| Wtd. Avg. Base & Total Tons | 1,423.70 | | 64.5 |
| Cabernet Sauvignon | 100.00 | 000100 | 183.0 |
| | 250.00 | 022600 | 66.7 |
| | 400.00 | 000100 | 1.0 |
| | 450.00 | 000100 | 2.0 |
| | 500.00 | 000100 | 1.0 |
| | 500.00 | 013400 | 3.0 |
| | 500.00 | 019300 | 24.8 |
| | 600.00 | 022600 | 161.2 |
| | 700.00 | 000100 | 2.8 |
| | 736.05 | 017800 | 3.3 |
| | 800.00 | 000100 | 273.5 |
| | 881.59 | 000100 | 1,351.1 |
| | 900.00 | 000100 | 9.1 |
| | 1,000.00 | 013600 | 9.5 |
| | 1,000.00 | 017400 | 8.2 |
| | 1,000.00 | 017600 | 7.8 |
| | 1,000.00 | 021000 | 2.7 |
| | 1,100.00 | 019100 | 1.5 |
| | 1,150.00 | 013400 | 3.0 |
| | 1,200.00 | 000100 | 23.6 |
| | 1,200.00 | 017600 | 1.1 |
| | 1,200.00 | 020800 | 108.9 |
| | 1,200.00 | 021000 | 5.5 |
| | 1,200.00 | 021500 | 1.2 |
| | 1,200.00 | 024500 | 2.1 |
| | 1,246.56 | 019100 | 391.4 |
| | 1,300.00 | 022600 | 263.8 |
| | 1,350.00 | 000100 | 7.6 |
| | 1,500.00 | 000100 | 7.3 |
| | 1,500.00 | 019300 | 3.0 |
| | 1,500.00 | 024500 | 3.5 |
| | 1,600.00 | 021000 | 3.9 |
| | 1,800.00 | 000100 | 4.0 |
| | 2,000.00 | 000100 | 11.8 |
| | 2,000.00 | 020800 | 4.0 |
| | 2,000.00 | 021200 | 3.0 |
| | 2,200.00 | 021000 | 1.7 |
| | 2,250.00 | 000100 | 5.2 |
| | 2,400.00 | 000100 | 0.8 |
| | 2,500.00 | 000100 | 12.0 |
| | 2,500.00 | 001900 | 1.8 |
| | 2,500.00 | 015500 | 0.2 |
| | 2,500.00 | 017600 | 12.5 |
| | 2,500.00 | 020800 | 0.3 |
| | 2,500.00 | 025100 | 10.2 |
| | 2,600.00 | 000100 | 1.1 |
| | 2,600.00 | 017400 | 4.9 |
| | 2,600.00 | 021200 | 1.6 |
| | 2,650.00 | 000100 | 4.0 |

| | | | |
|-----------------------------|----------|--------|---------|
| | 2,650.00 | 027600 | 6.6 |
| | 2,700.00 | 000100 | 8.0 |
| | 2,900.00 | 000100 | 5.2 |
| | 3,000.00 | 000100 | 1.9 |
| | 3,000.00 | 021200 | 15.0 |
| | 3,300.00 | 021500 | 5.0 |
| Wtd. Avg. Base & Total Tons | 963.91 | | 3,058.9 |
| Carignane | 325.00 | 046000 | 52.7 |
| | 600.00 | 000100 | 48.1 |
| | 600.00 | 013800 | 6.4 |
| | 650.00 | 020600 | 122.7 |
| | 800.00 | 000100 | 8.5 |
| | 883.00 | 020800 | 52.9 |
| | 950.00 | 013600 | 52.2 |
| | 1,000.00 | 000100 | 7.8 |
| | 1,075.00 | 020600 | 42.9 |
| | 1,075.00 | 020800 | 20.1 |
| | 1,100.00 | 024500 | 1.6 |
| | 1,200.00 | 000100 | 0.5 |
| | 1,300.00 | 020800 | 1.2 |
| | 1,450.00 | 000100 | 88.9 |
| | 1,500.00 | 000100 | 4.6 |
| | 1,600.00 | 000100 | 1.5 |
| | 2,000.00 | 000100 | 19.3 |
| Wtd. Avg. Base & Total Tons | 919.22 | | 531.9 |
| Cinsaut * | 400.00 | 000100 | 7.5 |
| | 600.00 | 012175 | 41.8 |
| | 1,000.00 | 000100 | 1.1 |
| Wtd. Avg. Base & Total Tons | 578.97 | | 50.4 |
| Counoise | 1,300.00 | 017000 | 46.3 |
| Wtd. Avg. Base & Total Tons | 1,300.00 | | 46.3 |
| Dolcetto | 1,550.00 | 000100 | 1.7 |
| | 2,650.00 | 000100 | 4.4 |
| Wtd. Avg. Base & Total Tons | 2,343.44 | | 6.1 |
| Grand Noir | 1,300.00 | 020800 | 2.1 |
| Wtd. Avg. Base & Total Tons | 1,300.00 | | 2.1 |
| Grenache * | 400.00 | 000100 | 102.2 |
| | 1,000.00 | 000100 | 2.2 |
| | 1,000.00 | 017400 | 3.4 |
| | 1,300.00 | 020600 | 12.8 |
| | 1,400.00 | 020800 | 1.2 |
| | 1,450.00 | 000100 | 10.6 |
| | 2,100.00 | 024500 | 15.3 |
| Wtd. Avg. Base & Total Tons | 760.32 | | 147.7 |
| Malbec | 1,600.00 | 024500 | 3.0 |
| Wtd. Avg. Base & Total Tons | 1,600.00 | | 3.0 |
| Mataro * | 600.00 | 000100 | 27.8 |
| | 600.00 | 020600 | 35.2 |
| | 700.00 | 000100 | 14.5 |
| | 900.00 | 000100 | 17.1 |
| | 1,000.00 | 000100 | 102.6 |
| | 1,050.00 | 000100 | 2.1 |
| | 1,100.00 | 022900 | 11.1 |
| | 1,200.00 | 000100 | 20.8 |
| | 1,200.00 | 017400 | 4.0 |
| | 1,250.00 | 027600 | 2.3 |
| | 1,300.00 | 000100 | 6.0 |
| | 1,400.00 | 000100 | 16.1 |
| | 1,450.00 | 000100 | 257.7 |
| | 1,500.00 | 000100 | 19.3 |
| | 1,500.00 | 024500 | 94.2 |
| | 1,600.00 | 000100 | 1.3 |
| | 1,767.00 | 000100 | 102.9 |
| | 2,000.00 | 000100 | 43.2 |

TABLE 8: BASE PRICE PAID TO GROWERS FOR GRAPES CRUSHED AND DELIVERED TO CALIFORNIA PROCESSORS FROM THE 2005 CROP WITH BRIX FACTORS AND PURCHASED TONNAGE, BY TYPE, VARIETY, REPORTING DISTRICT WHERE GROWN, AND WEIGHTED AVERAGE BASE PRICE.

| District, Type, and Variety | Base Price Per Ton | Brix Factors | Tons | District, Type, and Variety | Base Price Per Ton | Brix Factors | Tons |
|--------------------------------|-----------------------|-----------------|---------|--------------------------------|-----------------------|-----------------|---------|
| | Dollars | Code a/ | | | Dollars | Code a/ | |
| DISTRICT 06 (Cont'd.) | | | | | | | |
| Mataro * (Cont'd.) | 2,100.00 | 014500 | 8.7 | | 800.00 | 000100 | 8.3 |
| | 2,200.00 | 021500 | 4.9 | | 900.00 | 000100 | 26.8 |
| | | | | | 1,000.00 | 021000 | 0.3 |
| | | | | | 1,000.00 | 024500 | 3.5 |
| | | | | | 1,100.00 | 020600 | 20.5 |
| | | | | | 1,100.00 | 022850 | 450.5 |
| Wtd. Avg. Base & Total Tons | 1,372.32 | | 791.8 | | 1,100.00 | 023890 | 528.7 |
| | | | | | 1,106.58 | 000100 | 97.8 |
| Merlot | 250.00 | 020600 | 35.8 | | 1,200.00 | 000100 | 3.2 |
| | 450.00 | 017200 | 28.5 | | 1,200.00 | 017400 | 1.6 |
| | 500.00 | 022900 | 144.0 | | 1,200.00 | 019700 | 1.2 |
| | 600.00 | 002600 | 70.5 | | 1,300.00 | 017400 | 9.5 |
| | 600.00 | 020600 | 316.4 | | 1,300.00 | 021500 | 2.7 |
| | 650.00 | 021000 | 24.6 | | 1,300.00 | 023740 | 142.5 |
| | 707.00 | 054900 | 261.0 | | 1,384.50 | 000100 | 4.9 |
| | 800.00 | 020600 | 72.7 | | 1,500.00 | 000100 | 68.6 |
| | 800.00 | 020800 | 62.2 | | 1,500.00 | 017400 | 1.0 |
| | 875.00 | 013600 | 2.0 | | 1,500.00 | 017600 | 5.5 |
| | 930.00 | 013600 | 1.4 | | 1,500.00 | 020800 | 1.6 |
| | 950.00 | 000100 | 11.1 | | 1,600.00 | 000100 | 11.5 |
| | 1,000.00 | 000100 | 6.8 | | 1,600.00 | 021000 | 6.0 |
| | 1,000.00 | 019600 | 3.4 | | 1,600.00 | 024500 | 11.5 |
| | 1,000.00 | 020800 | 267.5 | | 1,800.00 | 000100 | 123.0 |
| | 1,012.22 | 000100 | 92.4 | | 2,100.00 | 028100 | 4.5 |
| | 1,028.82 | 017800 | 8.9 | | | | |
| | 1,050.00 | 058500 | 937.9 | Wtd. Avg. Base & Total Tons | 1,191.19 | | 1,565.1 |
| | 1,100.00 | 000100 | 6.5 | | | | |
| | 1,100.00 | 017800 | 7.3 | Pinot Noir | 800.00 | 000100 | 8.1 |
| | 1,100.00 | 020800 | 3.5 | | 1,000.00 | 000100 | 0.2 |
| | 1,108.77 | 000100 | 796.7 | | 1,200.00 | 000100 | 3.7 |
| | 1,150.00 | 013600 | 13.9 | | 1,200.00 | 013400 | 2.0 |
| | 1,200.00 | 000100 | 11.6 | | 1,600.00 | 000100 | 10.8 |
| | 1,200.00 | 017600 | 9.5 | | 1,650.00 | 024500 | 3.3 |
| | 1,300.00 | 000100 | 7.8 | | 1,742.40 | 020800 | 7.3 |
| | 1,400.00 | 000100 | 8.4 | | 1,800.00 | 000100 | 6.8 |
| | 1,500.00 | 000100 | 12.0 | | 1,800.00 | 024500 | 1.0 |
| | 1,500.00 | 024500 | 0.8 | | 2,000.00 | 000100 | 2.3 |
| | 1,550.00 | 024500 | 18.8 | | 2,000.00 | 017400 | 119.5 |
| | 1,590.00 | 000100 | 2.1 | | 2,000.00 | 017600 | 4.8 |
| | 1,600.00 | 000100 | 28.6 | | 2,064.96 | 017800 | 7.2 |
| | 1,600.00 | 020800 | 4.3 | | 2,100.00 | 001900 | 1.5 |
| | 1,800.00 | 000100 | 38.6 | | 2,150.00 | 000100 | 1.7 |
| | 1,940.00 | 017400 | 3.0 | | 2,300.00 | 017800 | 9.6 |
| | 2,000.00 | 000100 | 1.8 | | 2,300.00 | 021000 | 1.7 |
| | 2,000.00 | 017200 | 1.7 | | 2,300.00 | 021200 | 2.5 |
| | 2,050.00 | 021200 | 3.2 | | 2,350.00 | 019100 | 0.6 |
| | 2,200.00 | 000100 | 2.1 | | 2,350.00 | 027600 | 4.1 |
| | 2,200.00 | 021000 | 1.8 | | 2,400.00 | 000100 | 2.2 |
| | 2,250.00 | 000100 | 0.5 | | 2,400.00 | 017800 | 13.8 |
| | 2,400.00 | 000100 | 10.4 | | 2,400.00 | 021000 | 3.5 |
| | 2,500.00 | 000100 | 3.1 | | 2,400.00 | 024800 | 3.6 |
| | 2,500.00 | 020800 | 1.2 | | 2,500.00 | 000100 | 6.0 |
| | 2,500.00 | 025100 | 6.1 | | 2,500.00 | 013600 | 3.1 |
| | | | | | 2,500.00 | 017200 | 14.6 |
| Wtd. Avg. Base & Total Tons | 964.25 | | 3,352.4 | | 2,500.00 | 017400 | 2.5 |
| | | | | | 2,500.00 | 017800 | 7.3 |
| Muscat Hamburg * | 700.00 | 021500 | 10.8 | | 2,500.00 | 021000 | 1.7 |
| | 700.00 | 027500 | 0.9 | | 2,500.00 | 021200 | 2.0 |
| | | | | | 2,500.00 | 021500 | 2.0 |
| Wtd. Avg. Base & Total Tons | 700.00 | | 11.7 | | 2,500.00 | 027600 | 1.7 |
| | | | | | 2,500.00 | 055000 | 12.5 |
| Nebbiolo | 2,650.00 | 000100 | 1.7 | | 2,600.00 | 000100 | 5.9 |
| | | | | | 2,800.00 | 021200 | 4.0 |
| Wtd. Avg. Base & Total Tons | 2,650.00 | | 1.7 | | 2,950.00 | 000100 | 2.3 |
| | | | | | 3,000.00 | 025100 | 3.4 |
| Petit Verdot | 600.00 | 023890 | 34.5 | Wtd. Avg. Base & Total Tons | 2,108.42 | | 290.8 |
| | 1,000.00 | 020600 | 1.7 | | | | |
| | 1,000.00 | 021500 | 2.0 | Primitivo | 1,200.00 | 021500 | 0.9 |
| | 1,200.00 | 000100 | 103.9 | | | | |
| | 1,800.00 | 000100 | 0.8 | Wtd. Avg. Base & Total Tons | 1,200.00 | | 0.9 |
| | 1,800.00 | 019600 | 0.9 | | | | |
| | 2,000.00 | 000100 | 4.6 | Refosco * | 1,400.00 | 000100 | 2.0 |
| | 2,000.00 | 024500 | 3.0 | | 2,650.00 | 000100 | 1.1 |
| Wtd. Avg. Base & Total Tons | 1,105.28 | | 151.4 | | | | |
| | | | | Wtd. Avg. Base & Total Tons | 1,843.55 | | 3.1 |
| Petite Sirah | 400.00 | 000100 | 13.7 | | | | |
| | 500.00 | 000100 | 8.6 | Ruby Cabernet | 1,600.00 | 024500 | 3.1 |
| | 600.00 | 022900 | 6.6 | | | | |
| | 750.00 | 000100 | 1.0 | Wtd. Avg. Base & Total Tons | 1,600.00 | | 3.1 |

TABLE 8: BASE PRICE PAID TO GROWERS FOR GRAPES CRUSHED AND DELIVERED TO CALIFORNIA PROCESSORS FROM THE 2005 CROP WITH BRIX FACTORS AND PURCHASED TONNAGE, BY TYPE, VARIETY, REPORTING DISTRICT WHERE GROWN, AND WEIGHTED AVERAGE BASE PRICE.

| District, Type, and Variety | Base Price Per Ton | Brix Factors | Tons |
|--------------------------------|-----------------------|-----------------|------|
| | Dollars | Code a/ | |

| District, Type, and Variety | Base Price Per Ton | Brix Factors | Tons |
|--------------------------------|-----------------------|-----------------|------|
| | Dollars | Code a/ | |

DISTRICT 06 (Cont'd.)

| | | | |
|-----------------------------|----------|--------|-------|
| Sangiovese * | 486.66 | 000100 | 63.7 |
| | 1,000.00 | 013600 | 20.2 |
| | 1,038.08 | 024500 | 32.8 |
| | 1,200.00 | 020800 | 15.5 |
| | 1,500.00 | 021000 | 2.0 |
| | 1,600.00 | 000100 | 5.0 |
| | 1,850.00 | 017600 | 12.1 |
| Wtd. Avg. Base & Total Tons | 907.03 | | 151.3 |
| Souzao | 900.00 | 000100 | 1.2 |
| Wtd. Avg. Base & Total Tons | 900.00 | | 1.2 |
| Syrah * | 400.00 | 000100 | 102.0 |
| | 500.00 | 064800 | 376.2 |
| | 600.00 | 017400 | 7.6 |
| | 600.00 | 020700 | 63.0 |
| | 691.38 | 017800 | 3.6 |
| | 900.00 | 000100 | 14.8 |
| | 975.00 | 013600 | 4.3 |
| | 995.27 | 000100 | 132.7 |
| | 1,000.00 | 019600 | 3.2 |
| | 1,000.00 | 021000 | 12.0 |
| | 1,000.00 | 024800 | 18.5 |
| | 1,100.00 | 000100 | 5.9 |
| | 1,200.00 | 000100 | 22.0 |
| | 1,200.00 | 013800 | 3.0 |
| | 1,200.00 | 017600 | 4.9 |
| | 1,200.00 | 020600 | 3.2 |
| | 1,200.00 | 024500 | 4.2 |
| | 1,300.00 | 022700 | 89.1 |
| | 1,350.00 | 000100 | 4.3 |
| | 1,400.00 | 013600 | 2.0 |
| | 1,450.00 | 024500 | 1.8 |
| | 1,500.00 | 000100 | 4.5 |
| | 1,500.00 | 017400 | 11.2 |
| | 1,500.00 | 017600 | 4.9 |
| | 1,500.00 | 021000 | 4.1 |
| | 1,500.00 | 021200 | 2.9 |
| | 1,500.00 | 021500 | 3.0 |
| | 1,800.00 | 000100 | 25.1 |
| | 1,800.00 | 025100 | 6.9 |
| | 2,000.00 | 000100 | 6.7 |
| | 2,000.00 | 020800 | 0.8 |
| | 2,200.00 | 000100 | 2.1 |
| | 2,200.00 | 021000 | 0.8 |
| | 3,000.00 | 000100 | 5.8 |
| | 3,000.00 | 027800 | 1.3 |
| Wtd. Avg. Base & Total Tons | 815.43 | | 958.4 |
| Tempranillo * | 1,000.00 | 014100 | 4.9 |
| | 1,200.00 | 000100 | 112.3 |
| Wtd. Avg. Base & Total Tons | 1,191.64 | | 117.2 |
| Teroldego | 1,050.00 | 000100 | 36.5 |
| | 1,300.00 | 024500 | 2.5 |
| | 1,350.00 | 000100 | 1.3 |
| | 1,600.00 | 052030 | 44.3 |
| | 1,800.00 | 024800 | 12.3 |
| Wtd. Avg. Base & Total Tons | 1,407.12 | | 96.9 |
| Touriga Nacional * | 1,300.00 | 024500 | 1.2 |
| | 2,200.00 | 000100 | 1.6 |
| Wtd. Avg. Base & Total Tons | 1,814.29 | | 2.8 |
| Zinfandel | 500.00 | 014550 | 5.7 |
| | 600.00 | 000100 | 5.3 |
| | 600.00 | 022900 | 19.9 |
| | 650.00 | 000100 | 41.6 |
| | 750.00 | 000100 | 159.2 |
| | 800.00 | 000100 | 545.4 |
| | 800.00 | 013600 | 2.8 |

| | | | |
|-----------------------------|----------|--------|---------|
| | 1,000.00 | 000100 | 161.5 |
| | 1,000.00 | 021000 | 6.6 |
| | 1,000.00 | 021500 | 3.0 |
| | 1,100.00 | 000100 | 25.7 |
| | 1,150.00 | 000100 | 7.6 |
| | 1,170.68 | 000100 | 5.6 |
| | 1,200.00 | 000100 | 35.1 |
| | 1,200.00 | 017400 | 2.8 |
| | 1,200.00 | 020800 | 5.8 |
| | 1,200.00 | 021000 | 2.1 |
| | 1,200.00 | 021500 | 1.9 |
| | 1,200.00 | 024500 | 2.0 |
| | 1,200.00 | 025100 | 2.0 |
| | 1,200.00 | 029125 | 6.2 |
| | 1,215.00 | 020800 | 174.8 |
| | 1,235.33 | 000100 | 53.8 |
| | 1,250.00 | 000100 | 3.5 |
| | 1,300.00 | 000100 | 22.0 |
| | 1,400.00 | 000100 | 72.7 |
| | 1,450.00 | 000100 | 99.5 |
| | 1,500.00 | 000100 | 61.4 |
| | 1,500.00 | 017400 | 2.8 |
| | 1,500.00 | 017600 | 11.5 |
| | 1,500.00 | 021200 | 3.6 |
| | 1,546.00 | 020800 | 193.8 |
| | 1,550.00 | 000100 | 27.1 |
| | 1,600.00 | 000100 | 6.6 |
| | 1,700.00 | 000100 | 49.7 |
| | 1,700.00 | 013600 | 67.3 |
| | 1,800.00 | 000100 | 17.9 |
| | 1,800.00 | 024500 | 31.3 |
| | 2,000.00 | 000100 | 85.5 |
| | 2,000.00 | 021000 | 1.8 |
| | 2,200.00 | 000100 | 46.2 |
| | 2,300.00 | 000100 | 3.1 |
| | 2,333.00 | 000100 | 36.6 |
| | 6,662.00 | 000100 | 2.0 |
| Wtd. Avg. Base & Total Tons | 1,218.33 | | 2,122.3 |
| Other Red b/ | 400.00 | 013600 | 1.7 |
| | 600.00 | 000100 | 3.1 |
| | 1,232.32 | 000100 | 49.1 |
| | 2,200.00 | 000100 | 4.9 |
| Wtd. Avg. Base & Total Tons | 1,255.56 | | 58.8 |

DISTRICT 07

WINE GRAPES (WHITE)

| | | | |
|-----------------------------|----------|--------|---------|
| Arneis | 1,347.00 | 020800 | 13.6 |
| Wtd. Avg. Base & Total Tons | 1,347.00 | | 13.6 |
| Chardonnay * | 100.00 | 000100 | 5,693.6 |
| | 100.00 | 060000 | 12.7 |
| | 150.00 | 015500 | 168.8 |
| | 200.00 | 000100 | 602.7 |
| | 225.00 | 000100 | 71.2 |
| | 225.00 | 020800 | 115.9 |
| | 306.02 | 013800 | 868.3 |
| | 325.00 | 000100 | 205.6 |
| | 350.00 | 010700 | 312.2 |
| | 400.00 | 000100 | 508.3 |
| | 400.00 | 010100 | 790.0 |
| | 500.00 | 000100 | 782.0 |
| | 500.00 | 010700 | 601.8 |
| | 500.00 | 017000 | 23.6 |
| | 500.00 | 022000 | 37.9 |
| | 577.22 | 017200 | 239.3 |
| | 600.00 | 000100 | 54.3 |
| | 600.00 | 015500 | 436.2 |
| | 600.00 | 017000 | 794.3 |
| | 600.00 | 021000 | 295.4 |
| | 600.00 | 027500 | 50.0 |
| | 646.85 | 000100 | 311.5 |
| | 650.00 | 000100 | 653.9 |
| | 650.00 | 017100 | 126.3 |

TABLE 8: BASE PRICE PAID TO GROWERS FOR GRAPES CRUSHED AND DELIVERED TO CALIFORNIA PROCESSORS FROM THE 2005 CROP WITH BRIX FACTORS AND PURCHASED TONNAGE, BY TYPE, VARIETY, REPORTING DISTRICT WHERE GROWN, AND WEIGHTED AVERAGE BASE PRICE.

| District, Type, and Variety | Base Price Per Ton | Brix Factors | Tons | District, Type, and Variety | Base Price Per Ton | Brix Factors | Tons |
|--------------------------------|-----------------------|-----------------|---------|--------------------------------|-----------------------|-----------------|----------|
| | Dollars | Code a/ | | | Dollars | Code a/ | |
| DISTRICT 07 (Cont'd.) | | | | | | | |
| Chardonnay * (Cont'd.) | 650.00 | 020900 | 192.4 | | 1,350.00 | 024500 | 201.0 |
| | 680.00 | 000100 | 252.4 | | 1,380.67 | 019100 | 458.3 |
| | 700.00 | 000100 | 992.0 | | 1,388.74 | 020800 | 1,455.2 |
| | 700.00 | 001000 | 213.0 | | 1,400.00 | 014100 | 18.0 |
| | 700.00 | 013600 | 201.3 | | 1,400.00 | 022600 | 0.7 |
| | 750.00 | 000100 | 191.2 | | 1,420.00 | 017400 | 40.9 |
| | 750.00 | 020800 | 285.0 | | 1,450.00 | 000100 | 150.3 |
| | 800.00 | 000100 | 2,149.4 | | 1,500.00 | 000100 | 52.1 |
| | 800.00 | 020800 | 431.5 | | 1,500.00 | 017400 | 3.0 |
| | 800.00 | 070525 | 1.0 | | 1,550.00 | 006500 | 65.2 |
| | 825.00 | 017000 | 934.5 | | 1,600.00 | 000100 | 11.1 |
| | 849.65 | 059700 | 230.6 | | 1,725.00 | 014100 | 80.0 |
| | 850.00 | 000100 | 2,408.8 | | 1,760.00 | 000100 | 146.0 |
| | 850.00 | 013600 | 326.8 | | 1,800.00 | 000100 | 143.9 |
| | 850.00 | 021000 | 144.7 | | 2,000.00 | 013800 | 2.4 |
| | 850.00 | 056090 | 796.7 | | 2,300.00 | 014100 | 17.8 |
| | 850.00 | 060550 | 133.6 | | 2,400.00 | 000100 | 33.9 |
| | 865.00 | 008620 | 206.4 | | 2,400.00 | 024800 | 1.1 |
| | 876.62 | 055375 | 1,002.4 | | 2,600.00 | 000100 | 12.1 |
| | 900.00 | 000100 | 4,598.3 | | 2,600.00 | 024800 | 2.9 |
| | 900.00 | 017200 | 24.3 | | 2,800.00 | 000100 | 3.4 |
| | 900.00 | 019100 | 21.7 | | 3,200.00 | 000100 | 2.1 |
| | 900.00 | 020600 | 806.0 | | 3,910.00 | 017400 | 24.6 |
| | 900.00 | 020800 | 93.4 | Wtd. Avg. Base & Total Tons | 879.56 | | 71,447.6 |
| | 900.00 | 057700 | 971.8 | Chenin Blanc | 250.00 | 012175 | 494.8 |
| | 900.00 | 060000 | 1,052.0 | | 275.00 | 000100 | 83.8 |
| | 934.00 | 000100 | 290.3 | | 306.02 | 013800 | 18.3 |
| | 944.06 | 000100 | 2.7 | | 500.00 | 017000 | 23.5 |
| | 944.06 | 020500 | 747.9 | | 700.00 | 010700 | 84.6 |
| | 944.06 | 046200 | 1,630.2 | | 1,000.00 | 013800 | 3.4 |
| | 944.54 | 014100 | 143.1 | Wtd. Avg. Base & Total Tons | 320.04 | | 708.4 |
| | 950.00 | 000100 | 1,594.4 | French Colombard | 250.00 | 012175 | 295.3 |
| | 950.00 | 060000 | 650.0 | Wtd. Avg. Base & Total Tons | 250.00 | | 295.3 |
| | 952.37 | 019100 | 2,192.8 | Gewurztraminer | 306.02 | 013800 | 113.9 |
| | 952.85 | 000100 | 1,218.2 | | 500.00 | 017200 | 249.1 |
| | 965.40 | 060000 | 326.3 | | 602.52 | 013000 | 418.2 |
| | 975.40 | 000100 | 1,186.2 | | 694.60 | 013000 | 829.3 |
| | 985.00 | 056080 | 569.5 | | 825.00 | 000100 | 396.3 |
| | 987.78 | 060000 | 67.2 | | 850.00 | 058300 | 134.2 |
| | 994.00 | 000100 | 144.0 | | 900.00 | 043400 | 45.1 |
| | 1,000.00 | 000100 | 4,755.5 | | 1,000.00 | 000100 | 17.6 |
| | 1,000.00 | 014100 | 5.3 | | 1,000.00 | 015800 | 189.2 |
| | 1,000.00 | 017000 | 46.7 | | 1,000.00 | 020600 | 4.7 |
| | 1,000.00 | 020800 | 586.0 | | 1,000.00 | 020800 | 6.0 |
| | 1,023.77 | 060000 | 1,393.6 | | 1,050.00 | 015800 | 719.8 |
| | 1,026.25 | 020600 | 1,662.8 | | 1,050.00 | 020800 | 12.5 |
| | 1,027.35 | 060000 | 308.8 | | 1,100.00 | 000100 | 12.7 |
| | 1,037.85 | 000100 | 247.4 | | 1,100.00 | 017000 | 11.3 |
| | 1,044.57 | 017000 | 1,579.6 | | 1,150.00 | 025100 | 19.8 |
| | 1,047.51 | 018800 | 932.2 | | 1,150.00 | 043400 | 32.2 |
| | 1,050.00 | 000100 | 235.6 | | 1,154.06 | 013000 | 54.6 |
| | 1,050.00 | 024500 | 91.2 | | 1,200.00 | 000100 | 25.1 |
| | 1,095.45 | 000100 | 43.4 | | 1,200.00 | 017200 | 6.3 |
| | 1,100.00 | 000100 | 1,170.0 | | 1,225.00 | 013400 | 17.2 |
| | 1,100.00 | 013800 | 8.0 | | 1,500.00 | 000100 | 5.5 |
| | 1,100.00 | 021000 | 2,313.6 | | 1,500.00 | 030600 | 2.4 |
| | 1,100.00 | 057700 | 1,030.1 | | 1,900.00 | 024800 | 2.1 |
| | 1,150.00 | 000100 | 24.4 | Wtd. Avg. Base & Total Tons | 805.76 | | 3,325.1 |
| | 1,199.74 | 000100 | 137.8 | Grenache Blanc | 1,070.44 | 024500 | 47.0 |
| | 1,200.00 | 000100 | 54.8 | Wtd. Avg. Base & Total Tons | 1,070.44 | | 47.0 |
| | 1,200.00 | 013800 | 2.0 | Malvasia Bianca * | 596.73 | 000100 | 249.2 |
| | 1,200.00 | 014100 | 64.2 | | 1,000.00 | 000100 | 10.6 |
| | 1,200.00 | 017400 | 1,290.8 | Wtd. Avg. Base & Total Tons | 613.18 | | 259.8 |
| | 1,200.00 | 020800 | 158.8 | Marsanne | 720.00 | 017000 | 38.6 |
| | 1,200.10 | 017000 | 25.2 | | 900.00 | 000100 | 17.5 |
| | 1,217.62 | 000100 | 205.7 | | 934.53 | 013600 | 50.7 |
| | 1,223.00 | 017100 | 745.5 | | 1,500.00 | 000100 | 7.7 |
| | 1,239.62 | 000100 | 1,676.9 | | | | |
| | 1,247.01 | 000100 | 3,050.2 | | | | |
| | 1,250.00 | 000100 | 282.9 | | | | |
| | 1,250.00 | 013600 | 4.7 | | | | |
| | 1,250.00 | 014100 | 59.8 | | | | |
| | 1,269.00 | 000100 | 13.4 | | | | |
| | 1,271.27 | 000100 | 284.4 | | | | |
| | 1,271.27 | 017100 | 250.8 | | | | |
| | 1,300.00 | 000100 | 13.7 | | | | |
| | 1,300.00 | 024500 | 586.0 | | | | |

TABLE 8: BASE PRICE PAID TO GROWERS FOR GRAPES CRUSHED AND DELIVERED TO CALIFORNIA PROCESSORS FROM THE 2005 CROP WITH BRIX FACTORS AND PURCHASED TONNAGE, BY TYPE, VARIETY, REPORTING DISTRICT WHERE GROWN, AND WEIGHTED AVERAGE BASE PRICE.

| District, Type, and Variety | Base Price Per Ton | Brix Factors | Tons | District, Type, and Variety | Base Price Per Ton | Brix Factors | Tons |
|--------------------------------|-----------------------|-----------------|---------|--------------------------------|-----------------------|-----------------|---------|
| | Dollars | Code a/ | | | Dollars | Code a/ | |
| DISTRICT 07 (Cont'd.) | | | | | | | |
| Marsanne (Cont'd.) | 1,641.22 | 024300 | 3.4 | | 900.00 | 000100 | 398.3 |
| | | | | | 900.00 | 013600 | 137.5 |
| | | | | | 900.00 | 020800 | 44.4 |
| | | | | | 911.88 | 020600 | 170.4 |
| | | | | | 944.54 | 014100 | 111.5 |
| | | | | | 950.00 | 000100 | 68.7 |
| Wtd. Avg. Base & Total Tons | 916.48 | | 117.9 | | 950.00 | 013600 | 144.0 |
| | | | | | 950.00 | 013800 | 10.0 |
| Muscat Blanc * | 700.00 | 010700 | 133.5 | | 950.00 | 016800 | 92.0 |
| | 747.22 | 000100 | 221.1 | | 975.00 | 043400 | 121.3 |
| | 1,100.00 | 000100 | 49.2 | | 1,000.00 | 000100 | 73.6 |
| | | | | | 1,000.00 | 001700 | 81.9 |
| Wtd. Avg. Base & Total Tons | 774.59 | | 403.8 | | 1,064.37 | 000100 | 442.8 |
| | | | | | 1,077.84 | 000100 | 66.5 |
| Muscat Orange | 306.02 | 013800 | 21.9 | | 1,100.00 | 000100 | 56.6 |
| | 1,618.75 | 010700 | 31.5 | | 1,159.19 | 000100 | 43.9 |
| | | | | | 1,193.11 | 000100 | 25.7 |
| Wtd. Avg. Base & Total Tons | 1,080.38 | | 53.4 | | 1,200.00 | 000100 | 7.8 |
| | | | | | 1,200.00 | 013600 | 27.0 |
| Pinot Blanc | 650.00 | 000100 | 107.3 | | 1,250.00 | 014100 | 40.6 |
| | 700.00 | 010700 | 68.0 | | 1,350.00 | 013800 | 5.5 |
| | 1,000.00 | 011600 | 0.8 | | 1,600.00 | 000100 | 6.2 |
| | 1,100.00 | 009300 | 44.4 | | | | |
| | 1,500.00 | 024800 | 4.1 | | | | |
| Wtd. Avg. Base & Total Tons | 770.86 | | 224.6 | Wtd. Avg. Base & Total Tons | 870.24 | | 5,785.0 |
| | | | | | | | |
| Pinot Gris * | 100.00 | 049300 | 17.7 | Sauvignon Musque | 1,193.11 | 000100 | 29.2 |
| | 500.00 | 022000 | 10.1 | | 1,200.00 | 000100 | 16.1 |
| | 730.79 | 017000 | 90.7 | | 1,250.00 | 000100 | 34.1 |
| | 800.00 | 000100 | 149.0 | | 1,300.00 | 000100 | 2.8 |
| | 800.00 | 013100 | 318.5 | | 1,350.00 | 009000 | 6.0 |
| | 900.00 | 000100 | 112.1 | | | | |
| | 900.00 | 018900 | 113.7 | Wtd. Avg. Base & Total Tons | 1,230.43 | | 88.2 |
| | 900.00 | 019100 | 25.2 | | | | |
| | 1,000.00 | 000100 | 31.3 | Semillon | 850.00 | 043400 | 49.2 |
| | 1,000.00 | 021000 | 13.8 | | 1,193.11 | 000100 | 16.5 |
| | 1,100.00 | 000100 | 328.2 | | | | |
| | 1,150.00 | 043400 | 16.9 | Wtd. Avg. Base & Total Tons | 936.17 | | 65.7 |
| | 1,150.00 | 049300 | 118.7 | | | | |
| | 1,198.48 | 054900 | 576.9 | Tocai Friulano | 1,200.00 | 000100 | 35.9 |
| | 1,198.48 | 060000 | 35.8 | | 1,400.00 | 023100 | 4.6 |
| | 1,200.00 | 000100 | 220.9 | | | | |
| | 1,200.00 | 013400 | 65.7 | Wtd. Avg. Base & Total Tons | 1,222.72 | | 40.5 |
| | 1,200.00 | 017000 | 148.2 | | | | |
| | 1,200.00 | 019100 | 152.2 | Viognier | 100.00 | 000100 | 1.1 |
| | 1,200.00 | 043400 | 118.5 | | 782.00 | 000100 | 8.2 |
| | 1,211.00 | 043400 | 153.0 | | 1,000.00 | 000100 | 42.0 |
| | 1,229.00 | 000100 | 61.8 | | 1,350.00 | 000100 | 5.8 |
| | 1,250.00 | 000100 | 213.5 | | 1,366.81 | 013600 | 80.6 |
| | 1,250.00 | 017000 | 100.9 | | 1,449.95 | 000100 | 23.8 |
| | 1,259.00 | 000100 | 67.2 | | 1,449.95 | 024300 | 2.0 |
| | 1,300.00 | 013100 | 210.0 | | 1,700.00 | 024800 | 11.6 |
| | 1,300.00 | 049300 | 366.7 | | 1,760.00 | 000100 | 16.3 |
| | 1,340.00 | 000100 | 207.3 | | 1,800.00 | 002600 | 10.8 |
| | 1,390.00 | 000100 | 91.2 | | 1,858.25 | 001700 | 1.7 |
| | 1,393.35 | 000100 | 22.3 | | 4,140.00 | 017600 | 14.2 |
| | 1,716.60 | 020600 | 46.7 | | | | |
| Wtd. Avg. Base & Total Tons | 1,146.41 | | 4,204.7 | Wtd. Avg. Base & Total Tons | 1,530.13 | | 218.1 |
| | | | | | | | |
| Roussanne | 720.00 | 000100 | 20.6 | White Riesling * | 306.02 | 013800 | 234.6 |
| | 1,081.00 | 021500 | 7.4 | | 700.00 | 010700 | 115.6 |
| | 1,348.98 | 013600 | 33.2 | | 800.00 | 000100 | 2.2 |
| | 2,310.70 | 020800 | 39.6 | | 800.00 | 015500 | 448.4 |
| | | | | | 850.00 | 013100 | 479.2 |
| Wtd. Avg. Base & Total Tons | 1,578.58 | | 100.8 | | 900.00 | 000100 | 549.4 |
| | | | | | 900.00 | 043400 | 125.4 |
| | | | | | 908.00 | 000100 | 42.1 |
| | | | | | 925.00 | 016800 | 199.0 |
| Sauvignon Blanc | 306.02 | 013800 | 83.8 | | 950.00 | 013100 | 63.5 |
| | 400.00 | 000100 | 202.2 | | 950.00 | 013400 | 56.0 |
| | 600.00 | 012175 | 31.7 | | 950.00 | 017000 | 359.1 |
| | 600.00 | 022000 | 0.9 | | 950.00 | 042300 | 84.0 |
| | 700.00 | 000100 | 74.8 | | 1,000.00 | 000100 | 578.1 |
| | 755.00 | 000100 | 379.1 | | 1,000.00 | 001900 | 101.5 |
| | 800.00 | 000100 | 0.4 | | 1,000.00 | 042120 | 159.5 |
| | 838.00 | 041700 | 101.7 | | 1,037.65 | 000100 | 43.2 |
| | 838.00 | 046000 | 1,202.1 | | 1,050.00 | 012500 | 41.9 |
| | 850.00 | 000100 | 198.6 | | 1,050.00 | 017000 | 11.1 |
| | 850.00 | 052850 | 136.3 | | 1,100.00 | 000100 | 660.5 |
| | 850.00 | 054200 | 703.8 | | 1,100.00 | 015800 | 170.7 |
| | 895.00 | 000100 | 493.4 | | 1,158.45 | 000100 | 4.1 |

TABLE 8: BASE PRICE PAID TO GROWERS FOR GRAPES CRUSHED AND DELIVERED TO CALIFORNIA PROCESSORS FROM THE 2005 CROP WITH BRIX FACTORS AND PURCHASED TONNAGE, BY TYPE, VARIETY, REPORTING DISTRICT WHERE GROWN, AND WEIGHTED AVERAGE BASE PRICE.

| District, Type, and Variety | Base Price Per Ton | Brix Factors | Tons | District, Type, and Variety | Base Price Per Ton | Brix Factors | Tons | |
|--------------------------------|-----------------------------|-----------------|-----------------------------|--------------------------------|-----------------------------|-----------------|----------|--------|
| | Dollars | Code a/ | | | Dollars | Code a/ | | |
| DISTRICT 07 (Cont'd.) | | | | | 1,150.00 | 017400 | 878.7 | |
| White Riesling * (Cont'd.) | 1,200.00 | 000100 | 16.3 | | 1,200.00 | 000100 | 409.2 | |
| | 1,200.00 | 013100 | 280.8 | | 1,200.00 | 017200 | 428.2 | |
| | 1,200.00 | 013400 | 27.1 | | 1,200.00 | 020800 | 142.3 | |
| | 1,200.00 | 016800 | 175.9 | | 1,246.56 | 019100 | 402.6 | |
| | 1,221.00 | 000100 | 1,183.1 | | 1,250.00 | 020800 | 785.1 | |
| | 1,250.00 | 000100 | 91.1 | | 1,272.00 | 000100 | 222.1 | |
| | 1,447.94 | 018600 | 8.3 | | 1,289.21 | 000100 | 101.3 | |
| | 1,500.00 | 010900 | 20.0 | | 1,500.00 | 021500 | 1.1 | |
| | | | | | 1,949.73 | 000100 | 219.7 | |
| | | | | | 1,950.00 | 000100 | 17.0 | |
| | | | | | 1,957.23 | 000100 | 1,328.2 | |
| Wtd. Avg. Base & Total Tons | 1,001.92 | | 6,331.7 | | 2,500.00 | 000100 | 4.7 | |
| Other White b/ | 646.10 | 020600 | 11.7 | Wtd. Avg. Base & Total Tons | 1,000.82 | | 20,265.3 | |
| | 900.00 | 000100 | 7.6 | Carignane | 700.00 | 000100 | 1.2 | |
| | 1,250.00 | 000100 | 1.3 | | | 700.00 | 021200 | 0.6 |
| | 1,614.93 | 012900 | 15.7 | | | 700.00 | 024500 | 2.2 |
| | 2,177.96 | 012900 | 5.4 | | | 1,300.00 | 000100 | 4.1 |
| | 2,306.91 | 013100 | 15.7 | Wtd. Avg. Base & Total Tons | 1,003.70 | | 8.1 | |
| | 2,591.41 | 007900 | 4.2 | Charbono | 1,115.48 | 000100 | 50.8 | |
| | | | | | | | | |
| Wtd. Avg. Base & Total Tons | 1,627.31 | | 61.6 | Wtd. Avg. Base & Total Tons | 1,115.48 | | 50.8 | |
| WINE GRAPES (RED) | | | | Cinsaut * | 2,217.91 | 010700 | 11.1 | |
| Barbera | 748.84 | 024500 | 187.6 | | Wtd. Avg. Base & Total Tons | 2,217.91 | | 11.1 |
| | 1,235.01 | 000100 | 7.8 | Dolcetto | 2,709.42 | 024500 | 13.3 | |
| | 2,058.89 | 024500 | 31.6 | | | | | |
| Wtd. Avg. Base & Total Tons | 947.91 | | 227.0 | Wtd. Avg. Base & Total Tons | 2,709.42 | | 13.3 | |
| Cabernet Franc | 306.02 | 013800 | 8.2 | Freisa | 1,707.01 | 024300 | 27.5 | |
| | 450.00 | 024300 | 37.4 | | | | | |
| | 800.00 | 000100 | 40.4 | Wtd. Avg. Base & Total Tons | 1,707.01 | | 27.5 | |
| | 900.00 | 022900 | 6.9 | Gamay (Napa) * | 250.00 | 018900 | 209.6 | |
| | 971.43 | 064200 | 116.5 | | | 636.08 | 000100 | 259.0 |
| | 1,050.00 | 000100 | 90.3 | | 800.00 | 000100 | 340.3 | |
| | 1,300.00 | 013800 | 4.3 | Wtd. Avg. Base & Total Tons | 605.00 | | 808.9 | |
| | 1,500.00 | 021500 | 0.6 | Grenache * | 306.02 | 013800 | 19.6 | |
| | | | | | | 400.00 | 006250 | 26.5 |
| | Wtd. Avg. Base & Total Tons | 894.11 | | | 304.6 | | 900.00 | 064960 |
| Cabernet Sauvignon | 100.00 | 045600 | 24.5 | | | 1,000.00 | 017200 | 5.5 |
| | 200.00 | 022600 | 229.1 | | | 1,200.00 | 000100 | 16.9 |
| | 300.00 | 000100 | 175.4 | | | 1,350.00 | 000100 | 6.2 |
| | 306.02 | 013800 | 48.7 | | | 1,500.00 | 000100 | 2.5 |
| | 400.00 | 000100 | 143.9 | | | 1,679.00 | 021500 | 5.4 |
| | 450.00 | 022900 | 4.2 | | | 2,112.10 | 027600 | 67.2 |
| | 500.00 | 022000 | 441.1 | | | 2,340.00 | 017400 | 3.0 |
| | 600.00 | 000100 | 145.0 | | | 2,434.14 | 027600 | 27.1 |
| | 700.00 | 000100 | 1,002.0 | | Wtd. Avg. Base & Total Tons | 1,326.38 | | 273.4 |
| | 741.27 | 020800 | 70.9 | | Malbec | 770.79 | 017200 | 42.1 |
| | 754.72 | 000100 | 3,176.7 | | | 800.00 | 000100 | 9.3 |
| | 775.00 | 000100 | 147.2 | | | 900.00 | 000100 | 132.0 |
| | 800.00 | 000100 | 733.0 | | | 900.00 | 022900 | 2.2 |
| | 800.00 | 020800 | 595.3 | | | 1,050.00 | 000100 | 42.9 |
| | 825.00 | 000100 | 256.8 | | | 1,301.83 | 020600 | 95.6 |
| | 850.00 | 000100 | 844.9 | | | 1,500.00 | 021500 | 0.3 |
| | 900.00 | 000100 | 424.4 | Wtd. Avg. Base & Total Tons | | 1,019.17 | | 324.4 |
| 900.00 | 022900 | 7.6 | Mataro * | 1,343.00 | | 021500 | 6.7 | |
| 924.82 | 017000 | 172.8 | | | | 1,800.00 | 000100 | 15.6 |
| 950.00 | 000100 | 1,014.7 | Wtd. Avg. Base & Total Tons | 1,662.70 | | 22.3 | | |
| 972.38 | 020600 | 740.5 | Merlot | 100.00 | 000100 | 17.5 | | |
| 972.41 | 000100 | 347.3 | | | 200.00 | 020600 | 403.6 | |
| 972.41 | 017000 | 957.2 | | | 300.00 | 000100 | 16.5 | |
| 1,000.00 | 000100 | 1.5 | | | 306.02 | 013800 | 47.7 | |
| 1,000.00 | 004050 | 4.0 | | | 400.00 | 020800 | 88.0 | |
| 1,000.00 | 024500 | 16.5 | | | 450.00 | 022700 | 4.1 | |
| 1,000.00 | 070610 | 3.0 | | | | | | |
| 1,002.96 | 000100 | 808.2 | | | | | | |
| 1,050.00 | 000100 | 350.6 | | | | | | |
| 1,075.00 | 000100 | 323.6 | | | | | | |
| 1,083.84 | 017400 | 489.4 | | | | | | |
| 1,100.00 | 000100 | 237.6 | | | | | | |
| 1,100.00 | 060000 | 295.4 | | | | | | |
| 1,100.00 | 064200 | 49.5 | | | | | | |
| 1,103.46 | 000100 | 280.3 | | | | | | |
| 1,103.46 | 017200 | 556.6 | | | | | | |
| 1,150.00 | 000100 | 205.7 | | | | | | |

TABLE 8: BASE PRICE PAID TO GROWERS FOR GRAPES CRUSHED AND DELIVERED TO CALIFORNIA PROCESSORS FROM THE 2005 CROP WITH BRIX FACTORS AND PURCHASED TONNAGE, BY TYPE, VARIETY, REPORTING DISTRICT WHERE GROWN, AND WEIGHTED AVERAGE BASE PRICE.

| District, Type, and Variety | Base Price Per Ton | Brix Factors | Tons |
|--------------------------------|-----------------------|-----------------|------|
| | Dollars | Code a/ | |

| District, Type, and Variety | Base Price Per Ton | Brix Factors | Tons |
|--------------------------------|-----------------------|-----------------|------|
| | Dollars | Code a/ | |

DISTRICT 07 (Cont'd.)

| | | | |
|-----------------------------|----------|--------|----------|
| Merlot (Cont'd.) | 500.00 | 000100 | 72.3 |
| | 500.00 | 021200 | 5.6 |
| | 500.00 | 022900 | 10.0 |
| | 600.00 | 021200 | 11.8 |
| | 600.00 | 022900 | 6.5 |
| | 683.79 | 020800 | 216.9 |
| | 748.31 | 020800 | 97.1 |
| | 780.00 | 000100 | 155.9 |
| | 800.00 | 000100 | 2,419.5 |
| | 800.00 | 022000 | 310.7 |
| | 825.00 | 000100 | 424.2 |
| | 850.00 | 000100 | 223.9 |
| | 850.00 | 020700 | 527.0 |
| | 860.00 | 000100 | 75.4 |
| | 900.00 | 000100 | 2,172.1 |
| | 900.00 | 020800 | 89.9 |
| | 900.00 | 022900 | 34.5 |
| | 900.00 | 064080 | 15.7 |
| | 920.00 | 000100 | 882.1 |
| | 925.00 | 000100 | 1,050.3 |
| | 950.00 | 000100 | 472.8 |
| | 950.00 | 017000 | 561.0 |
| | 950.00 | 067980 | 222.8 |
| | 963.22 | 060500 | 120.2 |
| | 973.11 | 018900 | 462.0 |
| | 975.00 | 000100 | 3,162.6 |
| | 1,000.00 | 000100 | 1,314.7 |
| | 1,000.00 | 017000 | 1,201.7 |
| | 1,000.00 | 019100 | 14.8 |
| | 1,000.00 | 064080 | 964.1 |
| | 1,000.00 | 070610 | 4.0 |
| | 1,048.90 | 020600 | 645.3 |
| | 1,048.95 | 000100 | 269.1 |
| | 1,050.00 | 013600 | 93.9 |
| | 1,050.00 | 065800 | 284.2 |
| | 1,088.67 | 000100 | 862.7 |
| | 1,088.67 | 013600 | 484.1 |
| | 1,088.67 | 060250 | 142.6 |
| | 1,100.00 | 000100 | 796.7 |
| | 1,143.00 | 000100 | 39.6 |
| | 1,145.90 | 067955 | 225.9 |
| | 1,150.00 | 017400 | 658.2 |
| | 1,200.00 | 017200 | 105.5 |
| | 1,202.87 | 000100 | 48.5 |
| | 1,202.87 | 064200 | 576.1 |
| | 1,224.91 | 060000 | 616.9 |
| | 1,269.30 | 000100 | 2,472.2 |
| | 1,289.21 | 000100 | 84.8 |
| | 1,300.00 | 017000 | 320.1 |
| | 1,352.62 | 020800 | 224.6 |
| | 1,411.92 | 000100 | 200.8 |
| | 1,432.00 | 043750 | 435.8 |
| | 1,470.67 | 019100 | 343.7 |
| | 1,500.00 | 000100 | 12.4 |
| | 1,500.00 | 021500 | 0.5 |
| | 1,550.00 | 000100 | 474.5 |
| | 1,750.00 | 000100 | 225.6 |
| Wtd. Avg. Base & Total Tons | 1,018.74 | | 28,523.8 |
| Nebbiolo | 3,293.19 | 027500 | 11.0 |
| Wtd. Avg. Base & Total Tons | 3,293.19 | | 11.0 |
| Negrette * | 1,235.01 | 000100 | 8.8 |
| Wtd. Avg. Base & Total Tons | 1,235.01 | | 8.8 |
| Petit Verdot | 500.00 | 024300 | 20.4 |
| | 900.00 | 000100 | 39.3 |
| | 1,050.00 | 014100 | 1.1 |
| | 1,200.00 | 000100 | 40.3 |
| | 1,301.80 | 020600 | 15.3 |
| | 1,500.00 | 021000 | 12.4 |
| | 1,500.00 | 021500 | 0.3 |
| Wtd. Avg. Base & Total Tons | 1,038.36 | | 129.1 |

| | | | |
|-----------------------------|----------|--------|---------|
| Petite Sirah | 600.00 | 023890 | 33.7 |
| | 800.00 | 010700 | 2.6 |
| | 800.00 | 021200 | 0.5 |
| | 800.00 | 022900 | 2.8 |
| | 950.00 | 000100 | 19.0 |
| | 950.00 | 013600 | 29.6 |
| | 1,000.00 | 000100 | 196.7 |
| | 1,000.00 | 023890 | 65.6 |
| | 1,131.67 | 017200 | 21.2 |
| | 1,150.00 | 000100 | 17.6 |
| | 1,159.42 | 020600 | 10.3 |
| | 1,250.00 | 000100 | 5.3 |
| | 1,300.00 | 000100 | 5.7 |
| | 1,300.00 | 021000 | 252.7 |
| | 1,355.00 | 000100 | 147.1 |
| Wtd. Avg. Base & Total Tons | 1,149.37 | | 810.4 |
| Pfeffer Cabernet | 400.00 | 024800 | 4.4 |
| | 1,400.00 | 027500 | 1.8 |
| Wtd. Avg. Base & Total Tons | 690.32 | | 6.2 |
| Pinot Noir | 306.02 | 013800 | 27.3 |
| | 775.00 | 000100 | 50.0 |
| | 775.00 | 022600 | 368.9 |
| | 800.00 | 000100 | 253.6 |
| | 850.00 | 000100 | 286.0 |
| | 925.00 | 000100 | 59.1 |
| | 950.00 | 000100 | 157.1 |
| | 950.00 | 021000 | 306.9 |
| | 980.00 | 000100 | 232.2 |
| | 1,000.00 | 000100 | 185.8 |
| | 1,000.00 | 017400 | 625.0 |
| | 1,000.00 | 020800 | 23.0 |
| | 1,000.00 | 058500 | 599.2 |
| | 1,050.00 | 000100 | 51.1 |
| | 1,100.00 | 000100 | 89.1 |
| | 1,100.00 | 021000 | 218.3 |
| | 1,100.00 | 022000 | 334.3 |
| | 1,100.00 | 057700 | 746.2 |
| | 1,154.00 | 000100 | 213.5 |
| | 1,161.98 | 060500 | 180.3 |
| | 1,166.00 | 000100 | 251.3 |
| | 1,175.00 | 020800 | 53.9 |
| | 1,200.00 | 000100 | 1,998.4 |
| | 1,250.00 | 000100 | 93.0 |
| | 1,250.00 | 009000 | 291.6 |
| | 1,250.00 | 067980 | 178.1 |
| | 1,279.61 | 013600 | 838.6 |
| | 1,291.03 | 000100 | 410.2 |
| | 1,291.03 | 051295 | 181.0 |
| | 1,300.00 | 000100 | 302.0 |
| | 1,300.00 | 014100 | 11.1 |
| | 1,300.00 | 014550 | 9.7 |
| | 1,300.00 | 020800 | 4.2 |
| | 1,300.00 | 021000 | 254.8 |
| | 1,300.00 | 057700 | 30.9 |
| | 1,300.00 | 064200 | 73.8 |
| | 1,328.00 | 000100 | 48.9 |
| | 1,350.00 | 000100 | 10.2 |
| | 1,350.00 | 020800 | 193.5 |
| | 1,351.41 | 067600 | 281.5 |
| | 1,400.00 | 000100 | 1,160.3 |
| | 1,400.00 | 020800 | 146.1 |
| | 1,400.00 | 064800 | 170.5 |
| | 1,450.00 | 000100 | 35.3 |
| | 1,471.55 | 000100 | 79.1 |
| | 1,491.03 | 000100 | 14.9 |
| | 1,500.00 | 000100 | 1,862.1 |
| | 1,500.00 | 014100 | 13.0 |
| | 1,500.00 | 019100 | 10.1 |
| | 1,500.00 | 020800 | 91.3 |
| | 1,500.00 | 021000 | 15.9 |
| | 1,500.00 | 070700 | 5.0 |
| | 1,548.00 | 000100 | 83.5 |
| | 1,550.00 | 000100 | 45.9 |
| | 1,594.55 | 020600 | 126.8 |
| | 1,600.00 | 000100 | 206.8 |

TABLE 8: BASE PRICE PAID TO GROWERS FOR GRAPES CRUSHED AND DELIVERED TO CALIFORNIA PROCESSORS FROM THE 2005 CROP WITH BRIX FACTORS AND PURCHASED TONNAGE, BY TYPE, VARIETY, REPORTING DISTRICT WHERE GROWN, AND WEIGHTED AVERAGE BASE PRICE.

| District, Type, and Variety | Base Price Per Ton | Brix Factors | Tons | District, Type, and Variety | Base Price Per Ton | Brix Factors | Tons |
|--------------------------------|-----------------------|-----------------|----------|--------------------------------|-----------------------|-----------------|---------|
| | Dollars | Code a/ | | | Dollars | Code a/ | |
| DISTRICT 07 (Cont'd.) | | | | | | | |
| Pinot Noir (Cont'd.) | 1,600.00 | 020900 | 3.1 | Primitivo | 800.00 | 010700 | 10.1 |
| | 1,600.00 | 021600 | 3.1 | | 1,500.00 | 022000 | 2.2 |
| | 1,600.00 | 064800 | 60.5 | Wtd. Avg. Base & Total Tons | 925.20 | | 12.3 |
| | 1,612.52 | 000100 | 1.1 | Ruby Cabernet | 800.00 | 010700 | 1.0 |
| | 1,612.62 | 014100 | 22.9 | Wtd. Avg. Base & Total Tons | 800.00 | | 1.0 |
| | 1,625.00 | 064800 | 105.3 | Sangiovese * | 306.02 | 013800 | 10.5 |
| | 1,650.00 | 000100 | 20.9 | | 548.29 | 000100 | 66.3 |
| | 1,700.00 | 021000 | 146.6 | | 548.29 | 024500 | 85.1 |
| | 1,710.26 | 000100 | 14.9 | | 676.42 | 017000 | 85.4 |
| | 1,742.40 | 020800 | 92.9 | | 676.85 | 000100 | 124.7 |
| | 1,760.58 | 000100 | 24.6 | | 1,000.00 | 000100 | 7.3 |
| | 1,764.99 | 000100 | 15.2 | | 1,131.12 | 054900 | 309.8 |
| | 1,800.00 | 000100 | 52.8 | | 1,213.80 | 000100 | 107.4 |
| | 1,800.00 | 006500 | 227.0 | | 1,224.91 | 060000 | 223.3 |
| | 1,800.00 | 027450 | 20.0 | | 1,600.00 | 000100 | 4.9 |
| | 1,841.83 | 000100 | 18.9 | Wtd. Avg. Base & Total Tons | 973.79 | | 1,024.7 |
| | 1,925.00 | 021000 | 247.1 | Souzao | 800.00 | 010700 | 0.8 |
| | 2,000.00 | 000100 | 58.2 | | 1,000.00 | 000100 | 10.0 |
| | 2,000.00 | 014100 | 8.2 | | 2,000.00 | 000100 | 9.7 |
| | 2,000.00 | 017400 | 19.9 | | 2,000.00 | 013400 | 9.2 |
| | 2,000.00 | 017600 | 1.8 | Wtd. Avg. Base & Total Tons | 1,630.98 | | 29.7 |
| | 2,000.00 | 020700 | 149.6 | Syrah * | 100.00 | 000100 | 5.8 |
| | 2,000.00 | 021000 | 46.2 | | 100.00 | 045600 | 101.4 |
| | 2,000.00 | 021200 | 98.5 | | 300.00 | 017000 | 65.9 |
| | 2,000.00 | 024500 | 23.6 | | 306.02 | 013800 | 84.4 |
| | 2,008.69 | 000100 | 69.1 | | 500.00 | 000100 | 102.7 |
| | 2,100.00 | 014100 | 9.1 | | 500.00 | 020700 | 522.8 |
| | 2,100.00 | 024500 | 1.5 | | 500.00 | 020800 | 163.1 |
| | 2,150.00 | 000100 | 17.4 | | 600.00 | 000100 | 7.5 |
| | 2,200.00 | 000100 | 23.8 | | 600.00 | 021000 | 91.3 |
| | 2,291.03 | 024500 | 16.3 | | 600.00 | 022900 | 3.4 |
| | 2,300.00 | 000100 | 40.2 | | 650.00 | 000100 | 68.9 |
| | 2,399.42 | 020800 | 20.6 | | 675.00 | 000100 | 303.6 |
| | 2,400.00 | 024500 | 87.7 | | 700.00 | 000100 | 68.7 |
| | 2,450.00 | 000100 | 21.9 | | 707.71 | 000100 | 141.1 |
| | 2,500.00 | 000100 | 14.2 | | 750.00 | 021000 | 23.2 |
| | 2,500.00 | 021000 | 64.8 | | 800.00 | 000100 | 758.2 |
| | 2,613.99 | 000100 | 33.7 | | 800.00 | 022900 | 3.4 |
| | 2,800.00 | 000100 | 22.9 | | 825.00 | 000100 | 131.0 |
| | 2,800.00 | 014100 | 6.1 | | 850.00 | 000100 | 264.2 |
| | 2,993.00 | 000100 | 12.4 | | 891.66 | 019000 | 67.3 |
| | 2,995.18 | 000100 | 7.2 | | 893.17 | 000100 | 91.3 |
| | 3,000.00 | 000100 | 51.6 | | 900.00 | 022900 | 36.5 |
| | 3,000.00 | 020800 | 27.1 | | 921.62 | 060500 | 49.9 |
| | 3,000.00 | 024800 | 2.3 | | 950.00 | 000100 | 397.0 |
| | 3,200.00 | 000100 | 16.3 | | 1,000.00 | 000100 | 331.5 |
| | 3,200.00 | 029000 | 2.0 | | 1,000.00 | 013800 | 4.0 |
| | 3,375.00 | 001700 | 6.4 | | 1,000.00 | 019000 | 109.7 |
| | 3,500.00 | 000100 | 97.4 | | 1,000.00 | 021000 | 24.3 |
| | 3,500.00 | 014500 | 13.6 | | 1,000.00 | 024500 | 22.7 |
| | 3,500.00 | 025100 | 21.6 | | 1,000.00 | 067980 | 55.7 |
| | 3,500.00 | 028000 | 4.6 | | 1,023.76 | 060880 | 124.0 |
| | 3,577.87 | 000100 | 6.7 | | 1,024.02 | 017200 | 163.0 |
| | 3,600.00 | 000100 | 5.2 | | 1,038.87 | 000100 | 70.5 |
| | 3,600.00 | 024800 | 3.5 | | 1,038.87 | 020800 | 71.7 |
| | 3,652.32 | 000100 | 8.8 | | 1,063.00 | 000100 | 23.3 |
| | 4,000.00 | 000100 | 45.8 | | 1,069.13 | 018900 | 155.6 |
| | 4,000.00 | 021200 | 7.0 | | 1,075.00 | 000100 | 164.7 |
| | 4,000.00 | 025100 | 29.0 | | 1,088.87 | 000100 | 70.9 |
| | 4,031.00 | 021000 | 6.8 | | 1,089.80 | 020600 | 194.4 |
| | 4,200.00 | 024800 | 3.8 | | 1,100.00 | 000100 | 109.9 |
| | 4,205.61 | 020800 | 5.4 | | 1,100.00 | 021200 | 1.9 |
| | 4,500.00 | 000100 | 20.4 | | 1,109.15 | 000100 | 179.6 |
| | 4,500.00 | 001700 | 6.9 | | 1,136.50 | 000100 | 5.1 |
| | 4,500.00 | 024800 | 9.1 | | 1,150.00 | 000100 | 34.2 |
| | 4,558.04 | 000100 | 14.8 | | 1,166.00 | 000100 | 211.5 |
| | 4,597.20 | 000100 | 11.4 | | 1,167.48 | 064200 | 400.3 |
| | 4,600.00 | 017400 | 88.4 | | 1,194.70 | 000100 | 29.4 |
| | 4,608.11 | 000100 | 7.6 | | 1,200.00 | 000100 | 24.9 |
| | 4,702.00 | 000100 | 3.2 | | 1,200.00 | 020800 | 100.8 |
| | 5,000.00 | 000100 | 8.3 | | 1,200.00 | 027600 | 10.5 |
| | 5,000.00 | 025100 | 2.0 | | 1,223.76 | 000100 | 18.1 |
| | 6,000.00 | 000100 | 8.0 | | | | |
| Wtd. Avg. Base & Total Tons | 1,394.55 | | 17,087.0 | | | | |

TABLE 8: BASE PRICE PAID TO GROWERS FOR GRAPES CRUSHED AND DELIVERED TO CALIFORNIA PROCESSORS FROM THE 2005 CROP WITH BRIX FACTORS AND PURCHASED TONNAGE, BY TYPE, VARIETY, REPORTING DISTRICT WHERE GROWN, AND WEIGHTED AVERAGE BASE PRICE.

| District, Type, and Variety | Base Price Per Ton | Brix Factors | Tons |
|--------------------------------|-----------------------|-----------------|------|
| | Dollars | Code a/ | |

| District, Type, and Variety | Base Price Per Ton | Brix Factors | Tons |
|--------------------------------|-----------------------|-----------------|------|
| | Dollars | Code a/ | |

DISTRICT 07 (Cont'd.)

| | | | |
|-----------------------------|----------|--------|---------|
| Syrah * (Cont'd.) | 1,350.00 | 000100 | 67.3 |
| | 1,351.00 | 021500 | 6.6 |
| | 1,400.00 | 022600 | 2.0 |
| | 1,500.00 | 000100 | 8.7 |
| | 1,500.00 | 014100 | 5.5 |
| | 1,500.00 | 021200 | 4.1 |
| | 1,500.00 | 021600 | 6.3 |
| | 1,534.58 | 024500 | 34.8 |
| | 1,600.00 | 000100 | 293.1 |
| | 1,650.00 | 000100 | 3.5 |
| | 1,700.00 | 002600 | 21.4 |
| | 1,700.00 | 024500 | 1.5 |
| | 1,800.00 | 000100 | 29.8 |
| | 1,800.00 | 021000 | 27.9 |
| | 1,883.30 | 002600 | 22.2 |
| | 2,000.00 | 000100 | 8.3 |
| | 2,000.00 | 024800 | 5.3 |
| | 2,000.00 | 027800 | 4.3 |
| | 2,000.00 | 070710 | 3.0 |
| | 2,353.71 | 024500 | 20.8 |
| | 2,600.00 | 024500 | 7.4 |
| | 3,000.00 | 000100 | 14.5 |
| | 3,000.00 | 025100 | 1.1 |
| | 3,500.00 | 021500 | 2.0 |
| | 3,800.00 | 000100 | 8.5 |
| | 4,000.00 | 000100 | 18.5 |
| | 4,000.00 | 021500 | 4.7 |
| | 4,000.00 | 024800 | 3.9 |
| | 4,000.00 | 025100 | 0.6 |
| | 4,500.00 | 002200 | 1.8 |
| | 4,500.00 | 020800 | 2.0 |
| | 4,500.00 | 025100 | 26.4 |
| Wtd. Avg. Base & Total Tons | 967.92 | | 6,932.6 |
| Tannat | 1,000.00 | 000100 | 12.8 |
| Wtd. Avg. Base & Total Tons | 1,000.00 | | 12.8 |
| Tempranillo * | 306.02 | 013800 | 14.0 |
| | 800.00 | 010700 | 2.1 |
| | 1,000.00 | 000100 | 1.9 |
| Wtd. Avg. Base & Total Tons | 436.90 | | 18.0 |
| Teroldego | 1,000.00 | 058150 | 8.5 |
| | 1,500.00 | 000100 | 5.1 |
| Wtd. Avg. Base & Total Tons | 1,187.50 | | 13.6 |
| Tinta Cao | 800.00 | 010700 | 1.6 |
| Wtd. Avg. Base & Total Tons | 800.00 | | 1.6 |
| Tinta Madeira | 800.00 | 010700 | 1.2 |
| Wtd. Avg. Base & Total Tons | 800.00 | | 1.2 |
| Touriga Nacional * | 800.00 | 010700 | 1.3 |
| Wtd. Avg. Base & Total Tons | 800.00 | | 1.3 |
| Trousseau * | 1,235.01 | 000100 | 2.8 |
| Wtd. Avg. Base & Total Tons | 1,235.01 | | 2.8 |
| Zinfandel | 200.00 | 022600 | 15.2 |
| | 400.00 | 046000 | 100.7 |
| | 450.00 | 000100 | 307.7 |
| | 450.00 | 007500 | 804.8 |
| | 700.00 | 017000 | 25.6 |
| | 800.00 | 010700 | 4.3 |
| | 800.00 | 017200 | 3.4 |
| | 800.00 | 021200 | 1.4 |
| | 801.97 | 000100 | 67.1 |
| | 900.00 | 022900 | 1.8 |
| | 967.74 | 000100 | 69.4 |

| | | | |
|-----------------------------|----------|--------|---------|
| | 1,000.00 | 021200 | 1.4 |
| | 1,100.00 | 021200 | 2.8 |
| | 1,200.00 | 000100 | 16.4 |
| | 1,300.00 | 000100 | 3.0 |
| | 1,300.00 | 022100 | 6.4 |
| | 1,316.31 | 000100 | 305.5 |
| | 1,500.00 | 000100 | 2.5 |
| | 2,000.00 | 000100 | 24.5 |
| | 2,974.46 | 020800 | 32.0 |
| Wtd. Avg. Base & Total Tons | 711.72 | | 1,795.9 |
| Other Red b/ | 800.00 | 010700 | 1.6 |
| | 1,334.23 | 020600 | 1.5 |
| Wtd. Avg. Base & Total Tons | 1,058.50 | | 3.1 |

DISTRICT 08

WINE GRAPES (WHITE)

| | | | |
|-----------------------------|----------|--------|---------|
| Arneis | 1,598.77 | 011300 | 7.8 |
| Wtd. Avg. Base & Total Tons | 1,598.77 | | 7.8 |
| Chardonnay * | 100.00 | 021000 | 0.5 |
| | 100.00 | 060000 | 2.5 |
| | 100.00 | 067600 | 1.5 |
| | 175.00 | 000100 | 547.2 |
| | 200.00 | 000100 | 193.3 |
| | 250.00 | 020800 | 2.2 |
| | 325.00 | 000100 | 452.5 |
| | 375.00 | 000100 | 474.4 |
| | 400.00 | 010000 | 656.9 |
| | 400.00 | 017200 | 36.0 |
| | 450.00 | 000100 | 50.5 |
| | 475.00 | 000100 | 76.6 |
| | 500.00 | 000100 | 3.1 |
| | 500.00 | 017200 | 124.4 |
| | 500.00 | 022500 | 379.7 |
| | 550.00 | 000100 | 89.2 |
| | 600.00 | 013600 | 20.3 |
| | 600.00 | 015300 | 268.4 |
| | 600.00 | 015500 | 491.8 |
| | 600.00 | 021000 | 8.0 |
| | 650.00 | 020600 | 1,250.7 |
| | 700.00 | 000100 | 270.5 |
| | 750.00 | 000100 | 330.1 |
| | 750.00 | 020600 | 4.5 |
| | 800.00 | 000100 | 565.6 |
| | 800.00 | 017200 | 200.3 |
| | 900.00 | 020800 | 300.4 |
| | 913.32 | 017000 | 120.4 |
| | 924.17 | 000100 | 81.8 |
| | 950.00 | 013600 | 4.0 |
| | 950.00 | 064080 | 22.0 |
| | 975.00 | 021000 | 772.1 |
| | 1,000.00 | 000100 | 367.9 |
| | 1,000.00 | 013100 | 8.5 |
| | 1,000.00 | 013600 | 5.6 |
| | 1,000.00 | 017000 | 40.1 |
| | 1,000.00 | 017200 | 0.5 |
| | 1,000.00 | 017400 | 8.5 |
| | 1,000.00 | 020800 | 138.1 |
| | 1,013.27 | 017000 | 108.6 |
| | 1,023.77 | 060000 | 46.2 |
| | 1,050.00 | 000100 | 109.0 |
| | 1,057.04 | 000100 | 997.4 |
| | 1,057.04 | 015150 | 476.1 |
| | 1,057.04 | 015200 | 1,260.4 |
| | 1,059.93 | 019100 | 120.4 |
| | 1,094.68 | 017000 | 80.4 |
| | 1,094.68 | 017200 | 117.1 |
| | 1,100.00 | 000100 | 140.4 |
| | 1,100.00 | 016000 | 137.9 |
| | 1,100.00 | 017000 | 586.1 |
| | 1,100.00 | 021000 | 337.5 |
| | 1,100.00 | 021200 | 89.4 |
| | 1,100.00 | 023000 | 74.3 |

TABLE 8: BASE PRICE PAID TO GROWERS FOR GRAPES CRUSHED AND DELIVERED TO CALIFORNIA PROCESSORS FROM THE 2005 CROP WITH BRIX FACTORS AND PURCHASED TONNAGE, BY TYPE, VARIETY, REPORTING DISTRICT WHERE GROWN, AND WEIGHTED AVERAGE BASE PRICE.

| District, Type, and Variety | Base Price Per Ton | Brix Factors | Tons | District, Type, and Variety | Base Price Per Ton | Brix Factors | Tons |
|--------------------------------|-----------------------|-----------------|---------|--------------------------------|-----------------------|-----------------|----------|
| | Dollars | Code a/ | | | Dollars | Code a/ | |
| DISTRICT 08 (Cont'd.) | | | | | | | |
| Chardonnay * (Cont'd.) | 1,100.00 | 026500 | 295.4 | | 2,037.19 | 000100 | 21.0 |
| | 1,118.11 | 000100 | 185.8 | | 2,072.00 | 000100 | 39.0 |
| | 1,171.31 | 000100 | 132.0 | | 2,099.17 | 020800 | 225.0 |
| | 1,175.00 | 020800 | 144.7 | | 2,100.00 | 000100 | 11.6 |
| | 1,200.00 | 000100 | 257.1 | | 2,150.00 | 021000 | 4.7 |
| | 1,200.00 | 013600 | 10.3 | | 2,180.00 | 046000 | 98.2 |
| | 1,200.00 | 021000 | 5.0 | | 2,200.00 | 000100 | 3.1 |
| | 1,200.00 | 023000 | 169.5 | | 2,200.00 | 017400 | 60.1 |
| | 1,200.00 | 024800 | 2.5 | | 2,200.00 | 021000 | 115.8 |
| | 1,211.09 | 017000 | 99.9 | | 2,235.09 | 000100 | 119.5 |
| | 1,225.00 | 000100 | 231.8 | | 2,250.00 | 000100 | 3.5 |
| | 1,250.00 | 000100 | 12.8 | | 2,250.00 | 024800 | 3.4 |
| | 1,250.00 | 014000 | 59.9 | | 2,395.00 | 021000 | 13.0 |
| | 1,250.00 | 020600 | 10.3 | | 2,395.01 | 013800 | 1.6 |
| | 1,250.00 | 024800 | 63.3 | | 2,400.00 | 021000 | 4.5 |
| | 1,250.00 | 060000 | 652.1 | | 2,462.00 | 000100 | 5.2 |
| | 1,273.00 | 060000 | 520.4 | | 2,467.00 | 066380 | 2,091.7 |
| | 1,273.43 | 000100 | 29.6 | | 2,500.00 | 000100 | 5.4 |
| | 1,275.00 | 000100 | 46.2 | | 2,500.00 | 024800 | 2.9 |
| | 1,275.00 | 021000 | 203.0 | | 2,757.68 | 046000 | 40.0 |
| | 1,277.77 | 000100 | 86.1 | | 2,780.83 | 000100 | 213.0 |
| | 1,300.00 | 000100 | 15.7 | | 2,800.00 | 021000 | 14.2 |
| | 1,300.00 | 013100 | 7.5 | | 2,900.00 | 000100 | 1.0 |
| | 1,300.00 | 020800 | 63.6 | | 3,000.00 | 021000 | 19.4 |
| | 1,305.53 | 017200 | 1,678.9 | | 3,450.00 | 000100 | 3.1 |
| | 1,316.97 | 000100 | 8.8 | | 3,750.00 | 000100 | 4.9 |
| | 1,321.19 | 000100 | 462.6 | | 3,800.00 | 024800 | 5.7 |
| | 1,350.00 | 000100 | 4.0 | | 4,195.00 | 000100 | 5.5 |
| | 1,350.00 | 019600 | 106.8 | | 12,000.00 | 000100 | 3.8 |
| | 1,350.00 | 056900 | 4.6 | Wtd. Avg. Base & Total Tons | 1,202.83 | | 24,799.2 |
| | 1,400.00 | 000100 | 505.9 | Chenin Blanc | 661.64 | 000100 | 1,313.1 |
| | 1,400.00 | 017000 | 57.9 | | 661.64 | 011300 | 132.9 |
| | 1,400.00 | 019100 | 12.4 | | 700.00 | 010900 | 53.6 |
| | 1,400.00 | 020800 | 23.5 | | 800.00 | 000100 | 18.7 |
| | 1,400.00 | 064960 | 22.8 | | 800.00 | 017000 | 5.4 |
| | 1,400.00 | 067400 | 95.1 | Wtd. Avg. Base & Total Tons | 665.18 | | 1,523.7 |
| | 1,431.48 | 000100 | 96.4 | Gewurztraminer | 700.00 | 000100 | 17.7 |
| | 1,478.58 | 017400 | 432.1 | | 750.00 | 017600 | 1.0 |
| | 1,500.00 | 000100 | 11.3 | | 800.00 | 016800 | 86.4 |
| | 1,500.00 | 013800 | 3.5 | | 975.00 | 017000 | 91.8 |
| | 1,500.00 | 017200 | 21.1 | | 1,000.00 | 017100 | 691.0 |
| | 1,500.00 | 019100 | 2.6 | | 1,400.00 | 010900 | 14.1 |
| | 1,500.00 | 023100 | 2.0 | | 1,400.00 | 014000 | 2.4 |
| | 1,524.23 | 000100 | 114.9 | | 3,500.00 | 000100 | 2.1 |
| | 1,525.00 | 000100 | 10.2 | Wtd. Avg. Base & Total Tons | 985.34 | | 906.5 |
| | 1,600.00 | 014000 | 19.8 | Grenache Blanc | 1,800.00 | 000100 | 2.6 |
| | 1,600.00 | 017600 | 20.3 | | 1,864.62 | 020800 | 15.1 |
| | 1,600.00 | 021000 | 3.0 | | 2,000.00 | 021000 | 2.1 |
| | 1,650.00 | 000100 | 38.8 | | 2,250.00 | 000100 | 5.3 |
| | 1,650.00 | 013800 | 3.5 | Wtd. Avg. Base & Total Tons | 1,950.63 | | 25.1 |
| | 1,674.07 | 000100 | 7.7 | Malvasia Bianca * | 1,300.00 | 010900 | 10.0 |
| | 1,700.00 | 000100 | 684.7 | Wtd. Avg. Base & Total Tons | 1,300.00 | | 10.0 |
| | 1,700.00 | 013600 | 2.3 | Marsanne | 1,056.52 | 027800 | 2.6 |
| | 1,700.00 | 017400 | 24.1 | | 1,200.00 | 000100 | 3.2 |
| | 1,700.00 | 024800 | 50.0 | | 2,000.00 | 000100 | 5.0 |
| | 1,719.77 | 000100 | 39.1 | | 2,000.00 | 021000 | 1.5 |
| | 1,740.41 | 000100 | 7.4 | | 2,000.00 | 024800 | 0.8 |
| | 1,750.00 | 017200 | 25.1 | Wtd. Avg. Base & Total Tons | 1,617.32 | | 13.1 |
| | 1,750.00 | 020800 | 3.7 | Moscato Gaillo * | 1,000.00 | 000100 | 0.5 |
| | 1,750.00 | 021200 | 23.9 | Wtd. Avg. Base & Total Tons | 1,000.00 | | 0.5 |
| | 1,800.00 | 000100 | 305.9 | Muscat Blanc * | 100.00 | 028100 | 0.7 |
| | 1,800.00 | 013800 | 5.1 | | 750.00 | 024300 | 2.8 |
| | 1,800.00 | 016100 | 14.0 | | 941.63 | 000100 | 23.5 |
| | 1,800.00 | 021000 | 6.8 | | 950.00 | 000100 | 65.9 |
| | 1,800.00 | 022700 | 153.7 | | 973.85 | 000100 | 2.0 |
| | 1,800.00 | 024500 | 10.4 | | 1,000.00 | 000100 | 34.2 |
| | 1,800.00 | 064960 | 8.4 | | | | |
| | 1,839.86 | 000100 | 7.0 | | | | |
| | 1,900.00 | 000100 | 5.5 | | | | |
| | 1,929.82 | 000100 | 11.4 | | | | |
| | 1,950.00 | 000100 | 7.7 | | | | |
| | 1,950.00 | 024800 | 2.9 | | | | |
| | 1,986.72 | 000100 | 19.9 | | | | |
| | 2,000.00 | 000100 | 46.3 | | | | |
| | 2,000.00 | 019100 | 2.4 | | | | |
| | 2,000.00 | 020800 | 1.3 | | | | |
| | 2,019.34 | 000100 | 63.6 | | | | |

TABLE 8: BASE PRICE PAID TO GROWERS FOR GRAPES CRUSHED AND DELIVERED TO CALIFORNIA PROCESSORS FROM THE 2005 CROP WITH BRIX FACTORS AND PURCHASED TONNAGE, BY TYPE, VARIETY, REPORTING DISTRICT WHERE GROWN, AND WEIGHTED AVERAGE BASE PRICE.

| District, Type, and Variety | Base Price Per Ton | Brix Factors | Tons |
|--------------------------------|-----------------------|-----------------|------|
| | Dollars | Code a/ | |

| District, Type, and Variety | Base Price Per Ton | Brix Factors | Tons |
|--------------------------------|-----------------------|-----------------|------|
| | Dollars | Code a/ | |

DISTRICT 08 (Cont'd.)

| | | | |
|-----------------------------|----------|--------|---------|
| Muscat Blanc * (Cont'd.) | 1,000.00 | 013600 | 92.1 |
| | 1,000.00 | 049300 | 472.7 |
| | 1,009.00 | 000100 | 3.8 |
| | 1,050.00 | 013600 | 0.8 |
| | 1,100.00 | 000100 | 14.6 |
| | 1,100.00 | 024500 | 3.0 |
| | 1,200.00 | 000100 | 22.4 |
| | 1,250.00 | 000100 | 2.3 |
| | 1,250.00 | 010700 | 23.8 |
| | 1,400.00 | 000100 | 9.8 |
| | 1,400.00 | 017400 | 0.3 |
| | 1,600.00 | 000100 | 0.8 |
| Wtd. Avg. Base & Total Tons | 1,014.58 | | 775.5 |
| Muscat Orange | 1,000.00 | 000100 | 9.2 |
| | 1,100.00 | 000100 | 7.6 |
| | 1,200.00 | 000100 | 4.8 |
| | 1,200.00 | 014000 | 1.2 |
| | 1,200.00 | 030060 | 2.2 |
| Wtd. Avg. Base & Total Tons | 1,096.00 | | 25.0 |
| Pinot Blanc | 1,000.00 | 000100 | 30.0 |
| | 1,100.00 | 000100 | 10.2 |
| | 1,200.00 | 000100 | 51.8 |
| | 1,341.43 | 000100 | 16.0 |
| | 1,500.00 | 021200 | 62.1 |
| | 1,550.00 | 000100 | 5.1 |
| | 1,600.00 | 017000 | 3.0 |
| | 1,600.00 | 020800 | 5.3 |
| | 1,700.00 | 000100 | 10.3 |
| | 1,800.00 | 000100 | 1.0 |
| | 2,000.00 | 000100 | 2.0 |
| | 2,274.67 | 000100 | 28.8 |
| | 3,477.00 | 000100 | 2.0 |
| | 3,728.96 | 000100 | 2.9 |
| Wtd. Avg. Base & Total Tons | 1,500.07 | | 230.5 |
| Pinot Gris * | 800.00 | 019600 | 7.9 |
| | 900.00 | 000100 | 130.0 |
| | 1,000.00 | 000100 | 9.7 |
| | 1,000.00 | 015800 | 47.0 |
| | 1,000.00 | 017600 | 13.5 |
| | 1,000.00 | 020600 | 4.7 |
| | 1,100.00 | 000100 | 101.7 |
| | 1,150.00 | 000100 | 43.8 |
| | 1,200.00 | 000100 | 93.4 |
| | 1,200.00 | 017400 | 4.5 |
| | 1,257.68 | 000100 | 71.1 |
| | 1,300.00 | 000100 | 3.1 |
| | 1,300.00 | 049300 | 97.3 |
| | 1,400.00 | 017200 | 7.7 |
| | 1,422.00 | 020600 | 5.0 |
| | 1,450.00 | 017400 | 5.1 |
| | 1,500.00 | 000100 | 1.9 |
| | 1,500.00 | 017000 | 19.0 |
| | 1,553.01 | 049300 | 314.2 |
| | 1,557.00 | 017400 | 46.0 |
| | 1,600.00 | 010900 | 16.9 |
| | 1,630.66 | 015800 | 233.3 |
| | 1,650.00 | 000100 | 42.0 |
| | 1,700.00 | 000100 | 15.6 |
| | 1,700.00 | 013400 | 10.9 |
| | 1,722.36 | 000100 | 0.2 |
| | 1,750.00 | 017600 | 5.0 |
| | 1,800.00 | 000100 | 40.9 |
| | 1,800.00 | 020700 | 2.0 |
| | 1,800.00 | 020800 | 8.8 |
| | 1,873.00 | 066380 | 64.9 |
| | 1,910.00 | 046000 | 4.9 |
| | 2,000.00 | 025100 | 1.5 |
| Wtd. Avg. Base & Total Tons | 1,406.17 | | 1,473.5 |

| | | | |
|-----------------------------|----------|--------|-------|
| Roussanne | 1,000.00 | 000100 | 7.1 |
| | 1,200.00 | 000100 | 30.7 |
| | 1,226.27 | 000100 | 7.9 |
| | 1,373.63 | 020800 | 11.6 |
| | 1,500.00 | 000100 | 19.4 |
| | 1,500.00 | 025100 | 0.5 |
| | 1,600.00 | 013600 | 1.0 |
| | 1,650.00 | 000100 | 4.9 |
| | 1,660.00 | 012050 | 2.0 |
| | 1,690.00 | 017200 | 7.7 |
| | 1,700.00 | 013400 | 3.0 |
| | 1,800.00 | 000100 | 7.4 |
| | 1,800.00 | 013400 | 2.0 |
| | 1,800.00 | 017800 | 6.7 |
| | 1,800.00 | 021000 | 2.0 |
| | 1,800.00 | 027800 | 2.9 |
| | 1,850.00 | 000100 | 1.0 |
| | 1,973.57 | 029200 | 20.0 |
| | 2,000.00 | 025100 | 0.5 |
| | 2,100.00 | 000100 | 8.6 |
| | 2,180.00 | 000100 | 24.2 |
| | 2,200.00 | 017200 | 1.3 |
| | 2,250.00 | 000100 | 13.3 |
| | 2,253.00 | 000100 | 3.3 |
| | 2,258.00 | 000100 | 10.4 |
| | 2,258.00 | 017400 | 4.5 |
| | 2,600.00 | 024500 | 3.8 |
| | 2,600.00 | 027800 | 3.5 |
| | 3,000.00 | 000100 | 3.8 |
| | 4,195.00 | 000100 | 1.3 |
| | 4,609.06 | 000100 | 11.2 |
| Wtd. Avg. Base & Total Tons | 1,946.31 | | 227.5 |
| Sauvignon Blanc | 300.00 | 000100 | 1.9 |
| | 325.00 | 012175 | 23.2 |
| | 350.00 | 000100 | 70.5 |
| | 400.00 | 014000 | 21.0 |
| | 400.00 | 041700 | 129.2 |
| | 450.00 | 041700 | 798.5 |
| | 600.00 | 012175 | 224.1 |
| | 650.00 | 013100 | 194.8 |
| | 674.00 | 017000 | 26.8 |
| | 750.00 | 000100 | 84.9 |
| | 750.00 | 060000 | 78.7 |
| | 800.00 | 000100 | 157.1 |
| | 804.42 | 020800 | 204.4 |
| | 822.79 | 017000 | 175.3 |
| | 850.00 | 000100 | 66.0 |
| | 871.08 | 017000 | 156.4 |
| | 900.00 | 000100 | 297.4 |
| | 904.16 | 013500 | 346.3 |
| | 904.16 | 013600 | 357.1 |
| | 904.16 | 013700 | 191.0 |
| | 911.62 | 000100 | 822.1 |
| | 918.25 | 000100 | 39.9 |
| | 925.00 | 000100 | 10.8 |
| | 939.24 | 000100 | 445.2 |
| | 950.00 | 013600 | 118.9 |
| | 950.00 | 067980 | 77.8 |
| | 970.45 | 017600 | 4.4 |
| | 1,000.00 | 000100 | 3.3 |
| | 1,000.00 | 013100 | 20.0 |
| | 1,000.00 | 067400 | 33.6 |
| | 1,002.62 | 000100 | 22.6 |
| | 1,009.07 | 023000 | 37.1 |
| | 1,074.00 | 000100 | 50.1 |
| | 1,100.00 | 000100 | 135.1 |
| | 1,100.00 | 021000 | 4.9 |
| | 1,115.00 | 000100 | 4.1 |
| | 1,175.00 | 067400 | 12.2 |
| | 1,200.00 | 000100 | 65.8 |
| | 1,200.00 | 017000 | 0.7 |
| | 1,200.00 | 017200 | 14.2 |
| | 1,200.00 | 017400 | 3.2 |
| | 1,200.00 | 020800 | 6.9 |
| | 1,280.39 | 002200 | 103.8 |
| | 1,300.00 | 000100 | 123.2 |
| | 1,350.00 | 017400 | 8.6 |

TABLE 8: BASE PRICE PAID TO GROWERS FOR GRAPES CRUSHED AND DELIVERED TO CALIFORNIA PROCESSORS FROM THE 2005 CROP WITH BRIX FACTORS AND PURCHASED TONNAGE, BY TYPE, VARIETY, REPORTING DISTRICT WHERE GROWN, AND WEIGHTED AVERAGE BASE PRICE.

| District, Type, and Variety | Base Price Per Ton | Brix Factors | Tons | District, Type, and Variety | Base Price Per Ton | Brix Factors | Tons | | | | |
|--------------------------------|-----------------------------|-----------------|--------|--------------------------------|-----------------------|-----------------|---------|--|--|--|--|
| | Dollars | Code a/ | | | Dollars | Code a/ | | | | | |
| DISTRICT 08 (Cont'd.) | | | | | 1,669.29 | 018650 | 15.5 | | | | |
| Sauvignon Blanc (Cont'd.) | 1,350.00 | 024500 | 5.0 | | 1,700.00 | 000100 | 21.3 | | | | |
| | 1,380.00 | 066380 | 98.2 | | 1,700.00 | 005800 | 6.0 | | | | |
| | 1,400.00 | 017400 | 3.5 | | 1,700.00 | 013600 | 2.9 | | | | |
| | 1,433.29 | 013600 | 32.5 | | 1,700.00 | 024500 | 6.1 | | | | |
| | 1,500.00 | 000100 | 8.0 | | 1,700.00 | 025100 | 3.2 | | | | |
| | 1,500.00 | 017200 | 11.2 | | 1,723.67 | 000100 | 10.2 | | | | |
| | 1,500.00 | 017600 | 5.1 | | 1,750.00 | 000100 | 14.7 | | | | |
| | 1,550.00 | 000100 | 20.0 | | 1,800.00 | 000100 | 64.1 | | | | |
| | 1,550.00 | 017600 | 14.5 | | 1,800.00 | 013800 | 8.1 | | | | |
| | 1,600.00 | 014000 | 7.8 | | 1,800.00 | 017800 | 3.9 | | | | |
| | 1,800.00 | 000100 | 15.3 | | 1,800.00 | 021000 | 35.4 | | | | |
| | 1,800.00 | 020700 | 0.3 | | 1,800.00 | 067400 | 1.8 | | | | |
| | 2,553.77 | 000100 | 8.8 | | 1,856.00 | 000100 | 25.0 | | | | |
| | 4,000.00 | 014000 | 0.2 | | 1,875.01 | 000100 | 8.0 | | | | |
| | | | | | 2,000.00 | 000100 | 28.8 | | | | |
| | | | | | 2,000.00 | 024500 | 12.0 | | | | |
| | Wtd. Avg. Base & Total Tons | 844.05 | | 6,003.5 | 2,000.00 | 024800 | 2.5 | | | | |
| | Semillon | 400.00 | 000100 | 186.6 | 2,100.00 | 000100 | 2.0 | | | | |
| 600.00 | | 011100 | 112.1 | 2,100.00 | 024500 | 12.8 | | | | | |
| 800.00 | | 000100 | 16.6 | 2,200.00 | 000100 | 10.9 | | | | | |
| 1,100.00 | | 021000 | 3.7 | 2,250.00 | 000100 | 9.3 | | | | | |
| 1,200.00 | | 000100 | 7.4 | 2,385.96 | 000100 | 5.7 | | | | | |
| 1,400.00 | | 000100 | 3.6 | 2,500.00 | 013600 | 4.1 | | | | | |
| 1,600.00 | | 014000 | 3.6 | 3,000.00 | 000100 | 19.8 | | | | | |
| 4,000.00 | | 014000 | 0.2 | 3,500.00 | 024800 | 0.2 | | | | | |
| | | | | | 4,195.00 | 000100 | 3.5 | | | | |
| | | | | | | | | | | | |
| Wtd. Avg. Base & Total Tons | 538.44 | | 333.8 | Wtd. Avg. Base & Total Tons | 1,543.56 | | 1,052.5 | | | | |
| Tocai Friulano | 988.16 | 000100 | 12.1 | White Riesling * | 500.00 | 000100 | 2.2 | | | | |
| | 1,146.55 | 010900 | 13.6 | | 800.00 | 000100 | 59.3 | | | | |
| | | | | | 805.06 | 017400 | 185.4 | | | | |
| Wtd. Avg. Base & Total Tons | 1,071.98 | | 25.7 | | 850.00 | 010700 | 109.8 | | | | |
| Verdelho | 800.00 | 000100 | 1.6 | | 900.00 | 013600 | 5.9 | | | | |
| | | | | | 934.11 | 011100 | 177.5 | | | | |
| Wtd. Avg. Base & Total Tons | 800.00 | | 1.6 | | 942.81 | 000100 | 51.0 | | | | |
| Viognier | 800.00 | 000100 | 7.1 | | 950.00 | 000100 | 45.6 | | | | |
| | | | | 950.00 | 013600 | 4.5 | | | | | |
| | | | | 1,200.00 | 000100 | 2.8 | | | | | |
| | | | | 1,200.00 | 013400 | 15.4 | | | | | |
| | | | | 1,200.00 | 020800 | 5.2 | | | | | |
| | | | | 1,300.00 | 000100 | 2.2 | | | | | |
| | | | | 1,350.00 | 000100 | 9.2 | | | | | |
| | | | | 1,400.00 | 000100 | 20.0 | | | | | |
| | | | | 1,400.00 | 017400 | 1.9 | | | | | |
| | | | | 1,500.00 | 000100 | 11.0 | | | | | |
| | | | | 1,500.00 | 014000 | 4.7 | | | | | |
| | | | | 1,700.00 | 020800 | 1.2 | | | | | |
| | | | | 2,000.00 | 000100 | 2.3 | | | | | |
| | | | | 4,000.00 | 014000 | 2.4 | | | | | |
| | | | | Wtd. Avg. Base & Total Tons | 933.61 | | 719.5 | | | | |
| | | | | Other White b/ | 1,528.12 | 000100 | 4.5 | | | | |
| | | | | | 1,700.00 | 013400 | 1.7 | | | | |
| | | | | | 2,200.00 | 024500 | 0.9 | | | | |
| | | | | Wtd. Avg. Base & Total Tons | 1,654.44 | | 7.1 | | | | |
| WINE GRAPES (RED) | | | | | | | | | | | |
| | | | | Aglianico | 1,600.00 | 025100 | 1.5 | | | | |
| | | | | Wtd. Avg. Base & Total Tons | 1,600.00 | | 1.5 | | | | |
| | | | | Alicante Bouschet * | 2,200.00 | 000100 | 2.4 | | | | |
| | | | | Wtd. Avg. Base & Total Tons | 2,200.00 | | 2.4 | | | | |
| | | | | Alvarelhao | 1,000.00 | 000100 | 5.0 | | | | |
| | | | | | 1,350.00 | 017400 | 2.9 | | | | |
| | | | | | 1,450.00 | 017400 | 1.9 | | | | |
| | | | | Wtd. Avg. Base & Total Tons | 1,190.82 | | 9.8 | | | | |
| | | | | Barbera | 190.00 | 000100 | 3.5 | | | | |
| | | | | | 638.00 | 000100 | 26.6 | | | | |
| | | | | | 991.98 | 000100 | 71.6 | | | | |

TABLE 8: BASE PRICE PAID TO GROWERS FOR GRAPES CRUSHED AND DELIVERED TO CALIFORNIA PROCESSORS FROM THE 2005 CROP WITH BRIX FACTORS AND PURCHASED TONNAGE, BY TYPE, VARIETY, REPORTING DISTRICT WHERE GROWN, AND WEIGHTED AVERAGE BASE PRICE.

| District, Type, and Variety | Base Price Per Ton | Brix Factors | Tons |
|--------------------------------|-----------------------|-----------------|------|
| | Dollars | Code a/ | |

| District, Type, and Variety | Base Price Per Ton | Brix Factors | Tons |
|--------------------------------|-----------------------|-----------------|------|
| | Dollars | Code a/ | |

DISTRICT 08 (Cont'd.)

| | | | |
|-----------------------------|----------|--------|-------|
| Barbera (Cont'd.) | 1,000.00 | 028100 | 10.5 |
| | 1,054.83 | 000100 | 23.2 |
| | 1,200.00 | 024000 | 11.0 |
| | 1,250.00 | 000100 | 10.1 |
| | 1,250.00 | 026500 | 7.7 |
| | 1,382.55 | 000100 | 38.2 |
| | 1,400.00 | 020800 | 4.7 |
| | 1,600.00 | 017400 | 1.0 |
| | 1,650.00 | 017600 | 10.4 |
| | 1,650.00 | 070527 | 12.0 |
| | 1,800.00 | 017400 | 11.7 |
| | 1,800.00 | 029150 | 0.8 |
| | 1,860.00 | 017400 | 4.8 |
| Wtd. Avg. Base & Total Tons | 1,164.10 | | 247.8 |
| Cabernet Franc | 100.00 | 002200 | 88.0 |
| | 325.00 | 022600 | 365.8 |
| | 400.00 | 017200 | 31.8 |
| | 452.70 | 000100 | 67.8 |
| | 600.00 | 000100 | 40.7 |
| | 600.00 | 020800 | 10.4 |
| | 700.00 | 000100 | 20.1 |
| | 750.00 | 017400 | 1.3 |
| | 900.00 | 064200 | 98.0 |
| | 950.00 | 014000 | 8.9 |
| | 952.96 | 022800 | 33.6 |
| | 975.00 | 000100 | 1.2 |
| | 1,000.00 | 000100 | 31.6 |
| | 1,000.00 | 013600 | 10.0 |
| | 1,000.00 | 014100 | 0.5 |
| | 1,000.00 | 020800 | 4.9 |
| | 1,000.00 | 024800 | 22.3 |
| | 1,012.00 | 017400 | 5.0 |
| | 1,013.00 | 000100 | 13.4 |
| | 1,013.24 | 000100 | 12.4 |
| | 1,013.24 | 017200 | 48.7 |
| | 1,013.24 | 017500 | 278.1 |
| | 1,069.00 | 000100 | 29.1 |
| | 1,069.14 | 000100 | 5.3 |
| | 1,076.74 | 000100 | 5.3 |
| | 1,100.00 | 000100 | 10.0 |
| | 1,100.00 | 024500 | 15.4 |
| | 1,200.00 | 000100 | 30.1 |
| | 1,200.00 | 013600 | 20.6 |
| | 1,200.00 | 021200 | 2.0 |
| | 1,200.00 | 028100 | 28.4 |
| | 1,300.00 | 000100 | 42.1 |
| | 1,300.00 | 024000 | 4.7 |
| | 1,350.00 | 017800 | 19.9 |
| | 1,400.00 | 000100 | 6.3 |
| | 1,400.00 | 020800 | 3.7 |
| | 1,400.00 | 021200 | 1.0 |
| | 1,450.00 | 021000 | 4.6 |
| | 1,450.00 | 022800 | 0.4 |
| | 1,500.00 | 000100 | 189.6 |
| | 1,500.00 | 017600 | 4.7 |
| | 1,500.00 | 021000 | 5.0 |
| | 1,500.00 | 021200 | 2.5 |
| | 1,500.00 | 024800 | 3.7 |
| | 1,500.00 | 028100 | 10.5 |
| | 1,550.00 | 017400 | 1.3 |
| | 1,575.00 | 067400 | 12.2 |
| | 1,584.00 | 067400 | 17.8 |
| | 1,600.00 | 000100 | 3.0 |
| | 1,600.00 | 021200 | 1.6 |
| | 1,625.00 | 000100 | 8.5 |
| | 1,650.00 | 000100 | 0.9 |
| | 1,650.00 | 020800 | 1.1 |
| | 1,775.00 | 067400 | 2.0 |
| | 1,800.00 | 000100 | 2.7 |
| | 1,800.00 | 017400 | 4.1 |
| | 1,800.00 | 020800 | 10.2 |
| | 2,000.00 | 000100 | 7.3 |
| | 2,000.00 | 017600 | 6.3 |
| | 2,000.00 | 023100 | 3.1 |
| | 2,000.00 | 024800 | 6.7 |

| | | | |
|-----------------------------|----------|--------|---------|
| | 2,025.00 | 067400 | 12.9 |
| | 2,250.00 | 025100 | 1.5 |
| | 2,435.89 | 000100 | 10.0 |
| | 2,500.00 | 000100 | 22.2 |
| | 2,700.00 | 067400 | 34.7 |
| Wtd. Avg. Base & Total Tons | 960.63 | | 1,809.5 |
| Cabernet Sauvignon | 100.00 | 002200 | 897.1 |
| | 100.00 | 025100 | 9.0 |
| | 100.00 | 064200 | 4.2 |
| | 100.00 | 067600 | 6.7 |
| | 175.00 | 000100 | 514.8 |
| | 200.00 | 020800 | 42.1 |
| | 200.00 | 022600 | 425.0 |
| | 200.00 | 023890 | 16.5 |
| | 220.00 | 017200 | 42.0 |
| | 250.00 | 000100 | 67.7 |
| | 250.00 | 017200 | 10.9 |
| | 250.00 | 022600 | 151.4 |
| | 265.00 | 000100 | 68.3 |
| | 300.00 | 000100 | 429.7 |
| | 300.00 | 021000 | 64.8 |
| | 300.00 | 027500 | 4.0 |
| | 300.00 | 061300 | 565.5 |
| | 305.83 | 022600 | 392.5 |
| | 325.00 | 022600 | 2,872.0 |
| | 350.00 | 016000 | 221.2 |
| | 450.00 | 000100 | 1,019.3 |
| | 450.00 | 017200 | 159.1 |
| | 451.00 | 000100 | 166.0 |
| | 500.00 | 000100 | 573.4 |
| | 500.00 | 017000 | 68.4 |
| | 500.00 | 022000 | 713.4 |
| | 500.00 | 025150 | 0.9 |
| | 500.00 | 064800 | 67.8 |
| | 600.00 | 000100 | 267.7 |
| | 600.00 | 017400 | 17.5 |
| | 600.00 | 067980 | 273.5 |
| | 650.00 | 013600 | 20.6 |
| | 650.00 | 022900 | 29.6 |
| | 700.00 | 000100 | 1,017.4 |
| | 700.00 | 013800 | 6.0 |
| | 700.00 | 017400 | 45.2 |
| | 700.00 | 024300 | 3.0 |
| | 700.00 | 062300 | 150.8 |
| | 700.00 | 067980 | 495.7 |
| | 744.00 | 000100 | 72.6 |
| | 750.00 | 000100 | 310.2 |
| | 750.00 | 020800 | 160.0 |
| | 750.00 | 024300 | 6.0 |
| | 750.00 | 024800 | 1.0 |
| | 750.00 | 025100 | 4.0 |
| | 763.12 | 020800 | 397.7 |
| | 775.00 | 000100 | 2,091.8 |
| | 775.00 | 067980 | 604.5 |
| | 782.50 | 000100 | 281.1 |
| | 795.00 | 000100 | 101.4 |
| | 800.00 | 000100 | 2,514.2 |
| | 800.00 | 017400 | 1,620.1 |
| | 800.00 | 020800 | 5.8 |
| | 800.00 | 024800 | 1.0 |
| | 800.00 | 028100 | 9.8 |
| | 800.00 | 064650 | 56.1 |
| | 834.13 | 000100 | 355.0 |
| | 850.00 | 000100 | 2,480.5 |
| | 850.00 | 013600 | 66.1 |
| | 850.00 | 023000 | 152.1 |
| | 878.84 | 028100 | 56.9 |
| | 880.50 | 000100 | 419.3 |
| | 880.50 | 020800 | 100.3 |
| | 892.50 | 000100 | 542.8 |
| | 900.00 | 000100 | 622.3 |
| | 900.00 | 013600 | 7.2 |
| | 900.00 | 014000 | 10.0 |
| | 900.00 | 014100 | 0.5 |
| | 900.00 | 017200 | 958.6 |
| | 900.00 | 017300 | 551.6 |
| | 900.00 | 017400 | 1,941.9 |
| | 900.00 | 017500 | 1,580.4 |

TABLE 8: BASE PRICE PAID TO GROWERS FOR GRAPES CRUSHED AND DELIVERED TO CALIFORNIA PROCESSORS FROM THE 2005 CROP WITH BRIX FACTORS AND PURCHASED TONNAGE, BY TYPE, VARIETY, REPORTING DISTRICT WHERE GROWN, AND WEIGHTED AVERAGE BASE PRICE.

| District, Type, and Variety | Base Price Per Ton | Brix Factors | Tons | District, Type, and Variety | Base Price Per Ton | Brix Factors | Tons | |
|--------------------------------|-----------------------|-----------------|---------|--------------------------------|-----------------------------|-----------------|--------|----------|
| | Dollars | Code a/ | | | Dollars | Code a/ | | |
| DISTRICT 08 (Cont'd.) | | | | | 1,300.00 | 000100 | 3.0 | |
| Cabernet Sauvignon (Cont'd.) | 900.00 | 028100 | 10.5 | | 1,300.00 | 013100 | 10.7 | |
| | 919.03 | 022800 | 72.3 | | 1,400.00 | 000100 | 999.2 | |
| | 923.81 | 024300 | 9.8 | | 1,400.00 | 020800 | 6.0 | |
| | 924.00 | 017400 | 42.7 | | 1,400.00 | 024800 | 4.6 | |
| | 924.55 | 000100 | 592.8 | | 1,450.00 | 000100 | 14.2 | |
| | 924.55 | 017400 | 243.0 | | 1,450.00 | 021200 | 5.2 | |
| | 924.55 | 023000 | 65.8 | | 1,500.00 | 000100 | 28.5 | |
| | 924.82 | 000100 | 1,011.1 | | 1,500.00 | 013600 | 3.0 | |
| | 924.82 | 017000 | 1,343.1 | | 1,500.00 | 021000 | 3.4 | |
| | 924.82 | 028100 | 24.8 | | 1,500.00 | 021200 | 35.4 | |
| | 924.82 | 065700 | 283.7 | | 1,500.00 | 022800 | 2.0 | |
| | 925.00 | 000100 | 80.7 | | 1,500.00 | 023100 | 2.2 | |
| | 930.73 | 017000 | 90.3 | | 1,500.00 | 028100 | 20.9 | |
| | 933.54 | 017000 | 153.2 | | 1,500.00 | 067400 | 12.3 | |
| | 949.35 | 017000 | 150.6 | | 1,575.00 | 067400 | 112.2 | |
| | 950.00 | 000100 | 194.1 | | 1,584.00 | 067400 | 239.3 | |
| | 950.00 | 017200 | 396.1 | | 1,600.00 | 000100 | 444.1 | |
| | 950.00 | 017500 | 43.3 | | 1,600.00 | 014000 | 5.5 | |
| | 950.00 | 020800 | 44.1 | | 1,600.00 | 020800 | 4.9 | |
| | 950.00 | 028100 | 9.4 | | 1,700.00 | 000100 | 4.8 | |
| | 957.42 | 017200 | 74.7 | | 1,716.00 | 067400 | 117.5 | |
| | 968.55 | 019300 | 22.6 | | 1,775.00 | 067400 | 13.6 | |
| | 973.97 | 017000 | 169.4 | | 1,800.00 | 000100 | 47.4 | |
| | 976.13 | 017000 | 112.7 | | 1,800.00 | 028100 | 17.1 | |
| | 991.98 | 064200 | 1,507.6 | | 1,800.00 | 067400 | 38.7 | |
| | 991.98 | 067600 | 126.0 | | 1,815.00 | 067400 | 64.6 | |
| | 995.80 | 019000 | 351.6 | | 1,908.00 | 023100 | 7.7 | |
| | 998.02 | 017000 | 121.2 | | 2,000.00 | 000100 | 26.8 | |
| | 1,000.00 | 000100 | 2,007.9 | | 2,046.85 | 028000 | 19.1 | |
| | 1,000.00 | 017000 | 315.5 | | 2,050.00 | 000100 | 8.8 | |
| | 1,000.00 | 017400 | 573.3 | | 2,098.21 | 024800 | 8.8 | |
| | 1,000.00 | 020800 | 132.6 | | 2,142.00 | 067400 | 36.7 | |
| | 1,000.00 | 021000 | 21.0 | | 2,200.00 | 017800 | 3.2 | |
| | 1,000.00 | 021200 | 7.0 | | 2,250.00 | 000100 | 75.3 | |
| | 1,000.00 | 024800 | 11.1 | | 2,298.82 | 000100 | 24.9 | |
| | 1,000.00 | 028100 | 23.2 | | 2,500.00 | 000100 | 111.6 | |
| | 1,000.00 | 062300 | 205.3 | | 2,500.00 | 020800 | 2.2 | |
| | 1,000.00 | 064200 | 40.4 | | 2,500.00 | 024800 | 3.6 | |
| | 1,000.00 | 067600 | 153.3 | | 2,500.00 | 025100 | 11.5 | |
| | 1,004.18 | 064200 | 52.8 | | 2,500.00 | 028100 | 3.7 | |
| | 1,013.00 | 000100 | 205.8 | | 2,700.00 | 067400 | 67.1 | |
| | 1,017.00 | 000100 | 9.1 | | 3,000.00 | 000100 | 3.7 | |
| | 1,017.30 | 000100 | 240.0 | | 3,024.00 | 025100 | 12.4 | |
| | 1,047.00 | 000100 | 134.5 | | 3,391.41 | 000100 | 10.1 | |
| | 1,050.00 | 000100 | 89.9 | | 4,200.00 | 023100 | 4.5 | |
| | 1,050.00 | 017400 | 4.5 | | Wtd. Avg. Base & Total Tons | 833.42 | | 48,489.8 |
| | 1,050.00 | 020800 | 4.4 | | Carignane | 1,000.00 | 017400 | 26.3 |
| | 1,066.94 | 000100 | 192.1 | | | 1,100.00 | 000100 | 5.0 |
| | 1,069.00 | 000100 | 61.3 | | | 1,250.00 | 000100 | 1.4 |
| | 1,076.00 | 028100 | 19.5 | | Wtd. Avg. Base & Total Tons | 1,025.99 | | 32.7 |
| 1,076.73 | 017400 | 10.1 | | Cinsaut * | 1,000.00 | 000100 | 21.9 | |
| 1,076.74 | 000100 | 55.8 | | | 1,150.00 | 017400 | 42.6 | |
| 1,085.07 | 017000 | 321.3 | | | 1,300.00 | 017400 | 6.4 | |
| 1,087.68 | 067600 | 109.6 | | | 1,500.00 | 017600 | 2.4 | |
| 1,088.96 | 067600 | 623.9 | | | 1,700.00 | 000100 | 0.9 | |
| 1,100.00 | 000100 | 19.5 | | | 1,800.00 | 017400 | 1.3 | |
| 1,100.00 | 013600 | 5.1 | | | 2,250.00 | 000100 | 2.6 | |
| 1,100.00 | 016000 | 426.7 | | Wtd. Avg. Base & Total Tons | 1,184.76 | | 78.1 | |
| 1,100.00 | 017000 | 177.6 | | Counoise | 1,200.00 | 000100 | 9.6 | |
| 1,100.00 | 028100 | 10.1 | | | 1,300.00 | 000100 | 10.5 | |
| 1,108.00 | 014000 | 21.7 | | | 1,300.00 | 017400 | 7.8 | |
| 1,138.00 | 000100 | 24.2 | | | 1,500.00 | 017600 | 1.4 | |
| 1,138.00 | 022700 | 170.1 | | | 1,898.00 | 026500 | 1.8 | |
| 1,141.22 | 000100 | 245.9 | | | 2,000.00 | 022900 | 0.6 | |
| 1,150.00 | 000100 | 8.8 | | | 2,250.00 | 000100 | 2.4 | |
| 1,166.00 | 000100 | 246.9 | | Wtd. Avg. Base & Total Tons | 1,390.80 | | 34.1 | |
| 1,174.00 | 000100 | 13.5 | | Dolcetto | 1,075.62 | 017400 | 20.6 | |
| 1,200.00 | 000100 | 1,109.9 | | | 1,100.00 | 000100 | 13.6 | |
| 1,200.00 | 013600 | 4.4 | | | 1,300.00 | 000100 | 5.0 | |
| 1,200.00 | 014000 | 27.9 | | Wtd. Avg. Base & Total Tons | 1,112.70 | | 39.2 | |
| 1,200.00 | 017200 | 12.5 | | | | | | |
| 1,200.00 | 020800 | 120.7 | | | | | | |
| 1,200.00 | 021000 | 2.0 | | | | | | |
| 1,200.00 | 021200 | 12.8 | | | | | | |
| 1,202.27 | 065700 | 100.9 | | | | | | |
| 1,250.00 | 000100 | 45.7 | | | | | | |
| 1,250.00 | 017600 | 25.0 | | | | | | |

TABLE 8: BASE PRICE PAID TO GROWERS FOR GRAPES CRUSHED AND DELIVERED TO CALIFORNIA PROCESSORS FROM THE 2005 CROP WITH BRIX FACTORS AND PURCHASED TONNAGE, BY TYPE, VARIETY, REPORTING DISTRICT WHERE GROWN, AND WEIGHTED AVERAGE BASE PRICE.

| District, Type, and Variety | Base Price Per Ton | Brix Factors | Tons |
|--------------------------------|-----------------------|-----------------|------|
| | Dollars | Code a/ | |

| District, Type, and Variety | Base Price Per Ton | Brix Factors | Tons |
|--------------------------------|-----------------------|-----------------|------|
| | Dollars | Code a/ | |

DISTRICT 08 (Cont'd.)

| | | | |
|-----------------------------|----------|--------|-------|
| Gamay (Napa) * | 759.23 | 011100 | 72.5 |
| | 821.15 | 000100 | 2.6 |
| | 900.00 | 017400 | 100.0 |
| Wtd. Avg. Base & Total Tons | 840.54 | | 175.1 |
| Grenache * | 400.00 | 007050 | 106.9 |
| | 800.00 | 019600 | 13.4 |
| | 900.00 | 000100 | 48.6 |
| | 900.00 | 065610 | 3.3 |
| | 1,000.00 | 000100 | 61.4 |
| | 1,000.00 | 017200 | 22.4 |
| | 1,000.00 | 017600 | 9.1 |
| | 1,000.00 | 020800 | 0.4 |
| | 1,000.00 | 025100 | 1.1 |
| | 1,066.21 | 000100 | 4.9 |
| | 1,100.00 | 000100 | 20.5 |
| | 1,150.00 | 000100 | 5.1 |
| | 1,151.07 | 017200 | 15.1 |
| | 1,200.00 | 000100 | 2.0 |
| | 1,200.00 | 021000 | 1.0 |
| | 1,250.00 | 000100 | 9.2 |
| | 1,250.00 | 013800 | 3.6 |
| | 1,250.00 | 022900 | 0.5 |
| | 1,250.00 | 025100 | 21.5 |
| | 1,300.00 | 000100 | 34.1 |
| | 1,343.28 | 000100 | 6.7 |
| | 1,346.56 | 017600 | 2.6 |
| | 1,400.00 | 000100 | 20.4 |
| | 1,400.00 | 017200 | 6.0 |
| | 1,401.18 | 000100 | 2.5 |
| | 1,450.00 | 017800 | 4.0 |
| | 1,450.00 | 024800 | 5.7 |
| | 1,500.00 | 000100 | 27.0 |
| | 1,512.00 | 026500 | 12.1 |
| | 1,525.00 | 017600 | 20.7 |
| | 1,650.00 | 000100 | 4.4 |
| | 1,650.00 | 017600 | 12.1 |
| | 1,650.00 | 024800 | 1.5 |
| | 1,665.00 | 025100 | 6.7 |
| | 1,700.00 | 000100 | 4.8 |
| | 1,700.00 | 021000 | 2.6 |
| | 1,700.00 | 021200 | 8.9 |
| | 1,757.02 | 000100 | 5.7 |
| | 1,780.00 | 021200 | 43.2 |
| | 1,800.00 | 000100 | 19.7 |
| | 1,800.00 | 017400 | 3.3 |
| | 1,800.00 | 017600 | 4.0 |
| | 1,800.00 | 021000 | 3.0 |
| | 1,850.00 | 024500 | 4.9 |
| | 1,900.00 | 017600 | 1.1 |
| | 1,926.44 | 029740 | 13.0 |
| | 2,000.00 | 000100 | 12.2 |
| | 2,000.00 | 002600 | 5.7 |
| | 2,000.00 | 017600 | 0.9 |
| | 2,000.00 | 017800 | 12.2 |
| | 2,000.00 | 020800 | 8.2 |
| | 2,000.00 | 021000 | 1.1 |
| | 2,000.00 | 021500 | 6.5 |
| | 2,000.00 | 025100 | 8.2 |
| | 2,100.00 | 027800 | 1.5 |
| | 2,171.58 | 000100 | 1.1 |
| | 2,200.00 | 000100 | 1.8 |
| | 2,200.00 | 025100 | 2.8 |
| | 2,250.00 | 000100 | 6.6 |
| | 2,250.00 | 017400 | 2.9 |
| | 2,340.00 | 021000 | 4.2 |
| | 2,363.00 | 000100 | 2.6 |
| | 2,500.00 | 000100 | 10.8 |
| | 2,500.00 | 021500 | 3.1 |
| | 2,678.57 | 000100 | 2.0 |
| | 2,750.00 | 000100 | 2.7 |
| | 4,195.00 | 000100 | 0.6 |
| Wtd. Avg. Base & Total Tons | 1,308.57 | | 728.4 |

| | | | |
|-----------------------------|----------|--------|-------|
| Grignolino | 1,000.00 | 017000 | 1.5 |
| Wtd. Avg. Base & Total Tons | 1,000.00 | | 1.5 |
| Lagrein | 1,400.00 | 028100 | 17.9 |
| | 1,500.00 | 000100 | 31.2 |
| | 1,500.00 | 025100 | 2.0 |
| | 1,600.00 | 000100 | 25.6 |
| | 1,900.00 | 000100 | 8.6 |
| Wtd. Avg. Base & Total Tons | 1,549.36 | | 85.3 |
| Malbec | 100.00 | 021500 | 3.0 |
| | 200.00 | 013600 | 6.4 |
| | 250.00 | 000100 | 60.7 |
| | 250.00 | 020700 | 54.7 |
| | 600.00 | 000100 | 1.0 |
| | 800.00 | 028100 | 4.2 |
| | 900.00 | 000100 | 11.3 |
| | 1,000.00 | 013800 | 1.0 |
| | 1,000.00 | 017000 | 2.0 |
| | 1,157.00 | 017400 | 1.8 |
| | 1,200.00 | 000100 | 15.1 |
| | 1,200.00 | 024500 | 3.7 |
| | 1,300.00 | 000100 | 126.0 |
| | 1,455.30 | 017500 | 151.4 |
| | 1,496.00 | 000100 | 10.9 |
| | 1,496.00 | 024300 | 3.5 |
| | 1,496.74 | 000100 | 19.4 |
| | 1,496.76 | 000100 | 28.7 |
| | 1,500.00 | 000100 | 9.5 |
| | 1,500.00 | 017600 | 3.4 |
| | 1,500.00 | 021000 | 1.4 |
| | 1,500.00 | 025100 | 1.0 |
| | 1,550.00 | 000100 | 1.6 |
| | 1,575.00 | 067400 | 8.3 |
| | 1,600.00 | 000100 | 1.5 |
| | 1,750.00 | 000100 | 10.6 |
| | 1,925.54 | 022399 | 7.4 |
| | 2,700.00 | 067400 | 5.3 |
| Wtd. Avg. Base & Total Tons | 1,149.75 | | 554.8 |
| Mataro * | 454.55 | 013600 | 4.4 |
| | 800.00 | 000100 | 0.7 |
| | 800.00 | 017600 | 0.7 |
| | 833.33 | 000100 | 3.0 |
| | 1,000.00 | 000100 | 36.3 |
| | 1,084.00 | 021000 | 7.9 |
| | 1,100.00 | 000100 | 21.0 |
| | 1,159.51 | 000100 | 4.8 |
| | 1,200.00 | 021000 | 1.0 |
| | 1,200.00 | 024800 | 1.8 |
| | 1,260.00 | 021200 | 5.2 |
| | 1,300.00 | 000100 | 22.5 |
| | 1,400.00 | 000100 | 17.4 |
| | 1,500.00 | 000100 | 30.4 |
| | 1,500.00 | 024800 | 6.8 |
| | 1,600.00 | 000100 | 7.6 |
| | 1,605.00 | 000100 | 2.0 |
| | 1,607.14 | 000100 | 3.4 |
| | 1,615.00 | 000100 | 1.8 |
| | 1,635.78 | 017200 | 29.8 |
| | 1,672.00 | 000100 | 7.5 |
| | 1,691.00 | 021500 | 4.8 |
| | 1,700.00 | 000100 | 7.6 |
| | 1,700.00 | 021000 | 3.3 |
| | 1,800.00 | 000100 | 3.0 |
| | 1,800.00 | 017400 | 1.5 |
| | 1,850.00 | 017800 | 2.5 |
| | 1,936.28 | 028520 | 6.7 |
| | 2,000.00 | 000100 | 1.5 |
| | 2,000.00 | 002600 | 1.5 |
| | 2,000.00 | 017200 | 6.4 |
| | 2,000.00 | 017600 | 2.1 |
| | 2,000.00 | 017800 | 9.1 |
| | 2,000.00 | 022900 | 1.3 |
| | 2,000.00 | 025100 | 1.8 |
| | 2,025.00 | 067400 | 15.7 |

TABLE 8: BASE PRICE PAID TO GROWERS FOR GRAPES CRUSHED AND DELIVERED TO CALIFORNIA PROCESSORS FROM THE 2005 CROP WITH BRIX FACTORS AND PURCHASED TONNAGE, BY TYPE, VARIETY, REPORTING DISTRICT WHERE GROWN, AND WEIGHTED AVERAGE BASE PRICE.

| District, Type, and Variety | Base Price Per Ton | Brix Factors | Tons | District, Type, and Variety | Base Price Per Ton | Brix Factors | Tons |
|--------------------------------|-----------------------|-----------------|---------|--------------------------------|-----------------------|-----------------|----------|
| | Dollars | Code a/ | | | Dollars | Code a/ | |
| DISTRICT 08 (Cont'd.) | | | | | 1,096.90 | 017000 | 46.1 |
| | | | | | 1,100.00 | 000100 | 148.0 |
| | | | | | 1,100.00 | 013600 | 16.1 |
| Mataro * (Cont'd.) | 2,200.00 | 000100 | 1.7 | | 1,100.00 | 016000 | 548.6 |
| | 2,200.00 | 021500 | 2.9 | | 1,100.00 | 020800 | 9.5 |
| | 2,200.00 | 025100 | 2.3 | | 1,113.44 | 000100 | 9.9 |
| | 2,250.00 | 000100 | 11.2 | | 1,116.00 | 017200 | 31.0 |
| | 2,250.00 | 026500 | 8.1 | | 1,125.00 | 000100 | 71.9 |
| | 2,300.00 | 017200 | 11.0 | | 1,125.00 | 056090 | 511.9 |
| | 2,300.00 | 017600 | 1.3 | | 1,150.00 | 000100 | 71.9 |
| | 2,363.00 | 000100 | 2.2 | | 1,200.00 | 000100 | 1,056.0 |
| | 2,500.00 | 000100 | 1.7 | | 1,200.00 | 017200 | 14.8 |
| | | | | | 1,200.00 | 020800 | 16.4 |
| Wtd. Avg. Base & Total Tons | 1,562.90 | | 327.2 | | 1,200.00 | 021200 | 5.7 |
| | | | | | 1,200.00 | 024300 | 5.6 |
| Merlot | 100.00 | 002200 | 242.7 | | 1,248.26 | 000100 | 214.3 |
| | 100.00 | 021200 | 7.5 | | 1,248.26 | 064200 | 12.1 |
| | 175.00 | 000100 | 233.0 | | 1,250.00 | 017800 | 22.2 |
| | 200.00 | 020600 | 110.2 | | 1,292.32 | 000100 | 45.5 |
| | 200.00 | 020800 | 43.1 | | 1,300.00 | 000100 | 25.9 |
| | 220.00 | 017200 | 43.6 | | 1,300.00 | 022800 | 33.4 |
| | 350.00 | 000100 | 25.0 | | 1,300.00 | 024500 | 6.0 |
| | 350.00 | 016000 | 180.9 | | 1,350.00 | 000100 | 15.4 |
| | 450.00 | 061300 | 223.8 | | 1,350.00 | 013600 | 5.7 |
| | 500.00 | 064800 | 189.6 | | 1,350.00 | 017800 | 75.4 |
| | 600.00 | 000100 | 21.5 | | 1,350.00 | 027600 | 83.3 |
| | 600.00 | 020700 | 760.8 | | 1,400.00 | 000100 | 101.2 |
| | 700.00 | 017200 | 240.7 | | 1,400.00 | 017000 | 188.8 |
| | 750.00 | 024300 | 5.0 | | 1,400.00 | 022900 | 3.0 |
| | 750.00 | 067600 | 100.8 | | 1,400.00 | 056100 | 33.0 |
| | 766.00 | 000100 | 413.1 | | 1,450.00 | 000100 | 14.0 |
| | 800.00 | 000100 | 657.0 | | 1,450.00 | 017400 | 5.5 |
| | 800.00 | 017200 | 11.2 | | 1,450.00 | 024400 | 4.1 |
| | 800.00 | 019600 | 7.1 | | 1,500.00 | 000100 | 105.7 |
| | 800.00 | 020600 | 168.8 | | 1,500.00 | 013800 | 3.6 |
| | 800.00 | 022000 | 364.8 | | 1,500.00 | 017600 | 16.7 |
| | 800.00 | 022600 | 1,003.6 | | 1,500.00 | 020800 | 10.0 |
| | 800.00 | 025100 | 2.9 | | 1,500.00 | 021200 | 12.6 |
| | 840.00 | 000100 | 143.3 | | 1,500.00 | 023100 | 2.3 |
| | 850.00 | 013600 | 14.4 | | 1,500.00 | 024800 | 3.3 |
| | 850.00 | 020600 | 231.7 | | 1,500.00 | 027450 | 20.0 |
| | 875.00 | 067980 | 1,016.3 | | 1,517.68 | 017400 | 363.1 |
| | 883.75 | 017000 | 124.5 | | 1,529.54 | 000100 | 22.4 |
| | 900.00 | 000100 | 718.4 | | 1,584.00 | 067400 | 7.1 |
| | 900.00 | 022000 | 755.6 | | 1,600.00 | 000100 | 73.6 |
| | 900.00 | 064630 | 413.3 | | 1,600.00 | 017400 | 2.0 |
| | 917.08 | 017000 | 66.0 | | 1,600.00 | 028100 | 9.8 |
| | 920.00 | 000100 | 88.5 | | 1,650.00 | 000100 | 90.7 |
| | 920.00 | 067980 | 216.5 | | 1,650.00 | 020800 | 1.2 |
| | 937.45 | 017000 | 176.0 | | 1,700.00 | 000100 | 26.3 |
| | 950.00 | 000100 | 1,132.5 | | 1,700.00 | 020800 | 3.0 |
| | 950.00 | 067980 | 273.8 | | 1,775.00 | 067400 | 6.4 |
| | 967.52 | 017000 | 147.8 | | 1,800.00 | 000100 | 32.5 |
| | 987.08 | 017000 | 55.7 | | 1,800.00 | 017400 | 5.9 |
| | 1,000.00 | 000100 | 2,055.0 | | 1,800.00 | 020800 | 4.0 |
| | 1,000.00 | 013600 | 35.3 | | 2,000.00 | 000100 | 5.7 |
| | 1,000.00 | 017000 | 965.4 | | 2,000.00 | 024500 | 1.0 |
| | 1,000.00 | 020800 | 388.1 | | 2,000.00 | 028850 | 5.1 |
| | 1,000.00 | 021000 | 25.6 | | 2,141.53 | 000100 | 30.4 |
| | 1,000.00 | 023000 | 111.3 | | 2,205.00 | 067400 | 14.6 |
| | 1,000.00 | 024800 | 25.5 | | 2,292.27 | 000100 | 15.3 |
| | 1,000.00 | 028100 | 10.3 | | 2,500.00 | 000100 | 40.1 |
| | 1,001.55 | 017000 | 148.3 | | 2,500.00 | 021000 | 5.0 |
| | 1,001.76 | 017000 | 164.7 | | 2,700.00 | 067400 | 32.4 |
| | 1,012.00 | 000100 | 114.2 | | 3,000.00 | 000100 | 2.2 |
| | 1,012.22 | 000100 | 714.6 | | | | |
| | 1,012.22 | 017200 | 839.8 | Wtd. Avg. Base & Total Tons | 959.72 | | 23,759.1 |
| | 1,012.22 | 017400 | 587.7 | Mission | 100.00 | 017400 | 7.9 |
| | 1,012.22 | 017500 | 1,253.7 | | 500.00 | 000100 | 0.9 |
| | 1,012.22 | 020800 | 83.9 | | | | |
| | 1,013.00 | 028100 | 5.1 | Wtd. Avg. Base & Total Tons | 140.91 | | 8.8 |
| | 1,016.78 | 000100 | 230.8 | Nebbiolo | 1,000.00 | 002200 | 3.2 |
| | 1,019.00 | 000100 | 52.9 | | 1,000.00 | 017400 | 6.3 |
| | 1,019.03 | 000100 | 127.2 | | 1,400.00 | 017600 | 1.6 |
| | 1,019.03 | 017000 | 84.7 | | 1,400.00 | 020800 | 4.4 |
| | 1,019.03 | 017200 | 70.8 | | 1,500.00 | 017400 | 14.3 |
| | 1,019.16 | 000100 | 419.3 | | 1,526.09 | 000100 | 9.1 |
| | 1,019.16 | 028100 | 17.4 | | 1,600.00 | 000100 | 9.4 |
| | 1,044.64 | 064200 | 136.5 | | | | |
| | 1,050.00 | 000100 | 33.8 | | | | |

TABLE 8: BASE PRICE PAID TO GROWERS FOR GRAPES CRUSHED AND DELIVERED TO CALIFORNIA PROCESSORS FROM THE 2005 CROP WITH BRIX FACTORS AND PURCHASED TONNAGE, BY TYPE, VARIETY, REPORTING DISTRICT WHERE GROWN, AND WEIGHTED AVERAGE BASE PRICE.

| District, Type, and Variety | Base Price Per Ton | Brix Factors | Tons | District, Type, and Variety | Base Price Per Ton | Brix Factors | Tons | |
|--------------------------------|-----------------------|-----------------|---------|--------------------------------|-----------------------------|-----------------|---------|------|
| | Dollars | Code a/ | | | Dollars | Code a/ | | |
| DISTRICT 08 (Cont'd.) | | | | | 1,000.00 | 000100 | 121.3 | |
| Nebbiolo (Cont'd.) | 1,700.00 | 000100 | 13.0 | | 1,000.00 | 022800 | 26.1 | |
| | 1,701.00 | 013800 | 46.6 | | 1,070.00 | 013800 | 48.7 | |
| | 1,795.00 | 017400 | 1.0 | | 1,100.00 | 000100 | 370.8 | |
| | 1,800.00 | 000100 | 5.5 | | 1,100.00 | 017200 | 186.9 | |
| | 1,900.00 | 000100 | 2.0 | | 1,100.00 | 017300 | 302.8 | |
| | 2,200.00 | 025100 | 5.4 | | 1,100.00 | 020600 | 232.8 | |
| | 2,500.00 | 024500 | 12.3 | | 1,100.00 | 021000 | 45.9 | |
| | | | | | 1,100.00 | 022850 | 354.9 | |
| Wtd. Avg. Base & Total Tons | 1,698.50 | | 134.1 | | 1,100.00 | 023890 | 43.9 | |
| | | | | | 1,100.00 | 024000 | 14.7 | |
| Negrette * | 1,900.00 | 000100 | 6.7 | | 1,100.00 | 024300 | 3.4 | |
| | | | | | 1,100.00 | 057700 | 14.7 | |
| Wtd. Avg. Base & Total Tons | 1,900.00 | | 6.7 | | 1,119.00 | 000100 | 16.7 | |
| | | | | | 1,148.00 | 000100 | 3.6 | |
| Perelli 101 | 1,200.00 | 000100 | 8.7 | | 1,148.25 | 000100 | 62.6 | |
| | | | | | 1,148.25 | 017300 | 126.6 | |
| Wtd. Avg. Base & Total Tons | 1,200.00 | | 8.7 | | 1,148.25 | 017400 | 68.4 | |
| | | | | | 1,150.00 | 013600 | 5.1 | |
| Petit Verdot | 200.00 | 013600 | 5.9 | | 1,162.00 | 000100 | 5.4 | |
| | 600.00 | 020600 | 106.8 | | 1,162.31 | 017200 | 64.5 | |
| | 640.49 | 000100 | 40.5 | | 1,164.83 | 019000 | 137.4 | |
| | 775.00 | 000100 | 16.6 | | 1,165.00 | 028100 | 18.3 | |
| | 800.00 | 017200 | 9.9 | | 1,200.00 | 000100 | 84.4 | |
| | 800.00 | 020800 | 0.5 | | 1,200.00 | 020800 | 32.8 | |
| | 1,000.00 | 000100 | 0.5 | | 1,200.00 | 021000 | 2.0 | |
| | 1,000.00 | 024300 | 3.0 | | 1,225.00 | 000100 | 2.5 | |
| | 1,105.00 | 017400 | 3.2 | | 1,275.00 | 000100 | 10.0 | |
| | 1,200.00 | 000100 | 209.0 | | 1,275.00 | 021000 | 33.7 | |
| | 1,207.00 | 000100 | 1.5 | | 1,300.00 | 000100 | 143.2 | |
| | 1,213.00 | 000100 | 47.1 | | 1,300.00 | 025100 | 1.1 | |
| | 1,213.07 | 000100 | 13.8 | | 1,350.00 | 013600 | 67.3 | |
| | 1,216.53 | 017200 | 53.0 | | 1,400.00 | 000100 | 40.2 | |
| | 1,229.35 | 017500 | 45.8 | | 1,400.00 | 017600 | 14.2 | |
| | 1,398.34 | 000100 | 54.4 | | 1,400.00 | 021000 | 2.1 | |
| | 1,400.00 | 000100 | 277.4 | | 1,400.00 | 024800 | 3.3 | |
| | 1,400.00 | 021000 | 1.0 | | 1,400.00 | 028100 | 46.0 | |
| | 1,400.00 | 025100 | 1.1 | | 1,400.00 | 060250 | 25.5 | |
| | 1,450.00 | 000100 | 22.0 | | 1,400.00 | 026500 | 42.7 | |
| | 1,472.00 | 000100 | 26.1 | | 1,420.00 | 026500 | 42.7 | |
| | 1,500.00 | 000100 | 63.0 | | 1,440.64 | 000100 | 7.1 | |
| | 1,500.00 | 017600 | 2.2 | | 1,475.00 | 017400 | 35.7 | |
| | 1,500.00 | 021000 | 5.4 | | 1,485.00 | 000100 | 25.7 | |
| | 1,500.00 | 021200 | 1.6 | | 1,485.00 | 025100 | 1.8 | |
| | 1,500.00 | 022800 | 2.2 | | 1,485.00 | 028100 | 11.7 | |
| | 1,524.01 | 000100 | 6.3 | | 1,500.00 | 000100 | 49.5 | |
| | 1,550.00 | 000100 | 1.0 | | 1,500.00 | 003100 | 5.1 | |
| | 1,575.00 | 067400 | 12.6 | | 1,500.00 | 014000 | 5.5 | |
| | 1,650.00 | 020800 | 0.6 | | 1,500.00 | 021200 | 1.1 | |
| | 1,700.00 | 025100 | 4.0 | | 1,500.00 | 024300 | 7.3 | |
| | 1,750.00 | 000100 | 14.0 | | 1,500.00 | 024500 | 0.9 | |
| | 1,800.00 | 027110 | 5.2 | | 1,500.00 | 024800 | 4.7 | |
| 1,862.03 | 000100 | 3.4 | | 1,500.00 | 028100 | 7.6 | | |
| 2,000.00 | 000100 | 8.7 | | 1,500.00 | 056900 | 2.5 | | |
| 2,000.00 | 017800 | 3.2 | | 1,600.00 | 000100 | 3.0 | | |
| 2,400.00 | 000100 | 1.2 | | 1,600.00 | 003100 | 0.9 | | |
| 2,500.00 | 027600 | 3.6 | | 1,600.00 | 017600 | 17.8 | | |
| 2,620.00 | 000100 | 1.3 | | 1,600.00 | 024500 | 2.6 | | |
| 2,700.00 | 067400 | 3.3 | | 1,700.00 | 000100 | 1.1 | | |
| 3,000.00 | 000100 | 0.8 | | 1,750.00 | 000100 | 1.4 | | |
| Wtd. Avg. Base & Total Tons | 1,242.58 | | 1,082.7 | | 1,790.00 | 024800 | 5.8 | |
| | | | | | 1,800.00 | 021200 | 2.4 | |
| Petite Sirah | 100.00 | 000100 | 1.7 | | 2,000.00 | 000100 | 9.3 | |
| | 100.00 | 025100 | 5.5 | | 2,000.00 | 000100 | 4.7 | |
| | 100.00 | 064200 | 1.8 | | | | | |
| | 175.00 | 000100 | 185.8 | | Wtd. Avg. Base & Total Tons | 1,041.26 | 3,845.4 | |
| | 200.00 | 023890 | 156.1 | | Pinot Noir | 1,000.00 | 000100 | 62.0 |
| | 350.00 | 023890 | 63.0 | | | 1,200.00 | 000100 | 59.3 |
| | 573.00 | 017400 | 47.4 | | | 1,200.00 | 020800 | 73.6 |
| | 700.00 | 000100 | 27.8 | | | 1,200.00 | 046000 | 32.8 |
| | 800.00 | 000100 | 9.7 | | | 1,238.04 | 000100 | 38.7 |
| | 800.00 | 017200 | 5.8 | | | 1,300.00 | 021000 | 1.1 |
| | 900.00 | 000100 | 102.3 | | | 1,300.00 | 029500 | 0.4 |
| | 900.00 | 014000 | 4.0 | | | 1,310.50 | 000100 | 35.1 |
| 950.00 | 000100 | 48.1 | | 1,400.00 | | 000100 | 6.2 | |
| 991.98 | 000100 | 39.9 | | 1,400.00 | | 020600 | 6.2 | |
| 991.98 | 064200 | 104.8 | | 1,400.00 | | 024800 | 4.3 | |
| | | | | 1,488.00 | | 021500 | 14.8 | |

TABLE 8: BASE PRICE PAID TO GROWERS FOR GRAPES CRUSHED AND DELIVERED TO CALIFORNIA PROCESSORS FROM THE 2005 CROP WITH BRIX FACTORS AND PURCHASED TONNAGE, BY TYPE, VARIETY, REPORTING DISTRICT WHERE GROWN, AND WEIGHTED AVERAGE BASE PRICE.

| District, Type, and Variety | Base Price Per Ton | Brix Factors | Tons | District, Type, and Variety | Base Price Per Ton | Brix Factors | Tons |
|--------------------------------|-----------------------|-----------------|-------|--------------------------------|-----------------------|-----------------|-------|
| | Dollars | Code a/ | | | Dollars | Code a/ | |
| DISTRICT 08 (Cont'd.) | | | | | 2,500.00 | 020800 | 56.0 |
| Pinot Noir (Cont'd.) | 1,500.00 | 007800 | 1.3 | | 2,500.00 | 021000 | 284.2 |
| | 1,500.00 | 014000 | 15.7 | | 2,500.00 | 021200 | 65.7 |
| | 1,500.00 | 017200 | 11.4 | | 2,500.00 | 021500 | 49.8 |
| | 1,500.00 | 017400 | 0.9 | | 2,500.00 | 023500 | 24.7 |
| | 1,500.00 | 019300 | 317.0 | | 2,500.00 | 024000 | 7.2 |
| | 1,513.11 | 017100 | 33.9 | | 2,500.00 | 024400 | 2.2 |
| | 1,558.14 | 000100 | 4.9 | | 2,500.00 | 024800 | 12.5 |
| | 1,600.00 | 000100 | 65.7 | | 2,500.00 | 025100 | 3.9 |
| | 1,600.00 | 017200 | 59.4 | | 2,500.00 | 064960 | 48.7 |
| | 1,600.00 | 021600 | 1.5 | | 2,500.00 | 067980 | 43.3 |
| | 1,650.00 | 000100 | 4.2 | | 2,500.00 | 070210 | 7.8 |
| | 1,738.00 | 000100 | 6.3 | | 2,511.00 | 021000 | 10.0 |
| | 1,745.00 | 021000 | 5.3 | | 2,533.55 | 000100 | 48.8 |
| | 1,800.00 | 000100 | 2.0 | | 2,540.00 | 021500 | 6.1 |
| | 1,800.00 | 017200 | 7.6 | | 2,550.00 | 000100 | 5.1 |
| | 1,800.00 | 024500 | 9.8 | | 2,560.02 | 000100 | 49.4 |
| | 1,800.00 | 056090 | 49.0 | | 2,600.00 | 000100 | 3.2 |
| | 1,800.00 | 064200 | 49.7 | | 2,600.00 | 021000 | 3.1 |
| | 1,819.85 | 020900 | 17.8 | | 2,600.00 | 024800 | 4.6 |
| | 1,850.00 | 020800 | 4.1 | | 2,613.00 | 024800 | 2.0 |
| | 1,850.00 | 025100 | 81.8 | | 2,625.00 | 021000 | 3.6 |
| | 1,875.00 | 013600 | 4.2 | | 2,650.89 | 000100 | 127.4 |
| | 1,875.00 | 056900 | 4.8 | | 2,657.48 | 000100 | 19.8 |
| | 1,900.00 | 000100 | 19.5 | | 2,685.00 | 021000 | 4.0 |
| | 1,957.00 | 020800 | 3.4 | | 2,687.00 | 022800 | 7.8 |
| | 1,961.00 | 024800 | 29.4 | | 2,700.00 | 000100 | 148.8 |
| | 1,973.31 | 000100 | 27.2 | | 2,700.00 | 021000 | 5.1 |
| | 2,000.00 | 000100 | 183.0 | | 2,750.00 | 017400 | 8.8 |
| | 2,000.00 | 017200 | 46.6 | | 2,782.26 | 000100 | 67.5 |
| | 2,000.00 | 019600 | 95.1 | | 2,800.00 | 000100 | 19.3 |
| | 2,000.00 | 020600 | 353.1 | | 2,800.00 | 013600 | 9.6 |
| | 2,000.00 | 020700 | 476.6 | | 2,800.00 | 017400 | 11.0 |
| | 2,000.00 | 020800 | 52.2 | | 2,800.00 | 020800 | 15.5 |
| | 2,000.00 | 021000 | 3.9 | | 2,800.00 | 021000 | 2.9 |
| | 2,000.00 | 026500 | 58.2 | | 2,800.00 | 021200 | 10.4 |
| | 2,043.44 | 013600 | 11.1 | | 2,800.00 | 024800 | 3.1 |
| | 2,100.00 | 013800 | 7.5 | | 2,800.82 | 000100 | 6.8 |
| | 2,100.00 | 025100 | 37.7 | | 2,807.55 | 014100 | 18.4 |
| | 2,125.77 | 020800 | 57.7 | | 2,833.00 | 000100 | 12.2 |
| | 2,127.97 | 017100 | 10.9 | | 2,850.00 | 020800 | 26.5 |
| | 2,128.00 | 000100 | 102.3 | | 2,900.00 | 000100 | 60.3 |
| | 2,177.00 | 000100 | 25.0 | | 2,900.00 | 013800 | 7.1 |
| | 2,177.24 | 020800 | 48.1 | | 2,908.94 | 020800 | 49.2 |
| | 2,177.32 | 064200 | 242.6 | | 2,935.50 | 000100 | 10.9 |
| | 2,200.00 | 000100 | 375.7 | | 2,950.00 | 000100 | 9.0 |
| | 2,200.00 | 017200 | 5.6 | | 2,950.00 | 021000 | 13.7 |
| | 2,200.00 | 017400 | 40.7 | | 2,971.00 | 066380 | 296.7 |
| | 2,200.00 | 020800 | 9.2 | | 2,994.45 | 029800 | 2.2 |
| | 2,200.00 | 028100 | 20.6 | | 3,000.00 | 000100 | 56.1 |
| | 2,238.89 | 000100 | 24.9 | | 3,000.00 | 013600 | 2.4 |
| 2,247.00 | 021000 | 8.9 | | 3,000.00 | 013800 | 432.6 | |
| 2,284.00 | 000100 | 66.2 | | 3,000.00 | 017100 | 19.7 | |
| 2,300.00 | 000100 | 21.4 | | 3,000.00 | 020800 | 7.5 | |
| 2,300.00 | 021000 | 19.8 | | 3,000.00 | 021000 | 9.9 | |
| 2,302.00 | 024800 | 6.0 | | 3,000.00 | 024800 | 30.3 | |
| 2,329.31 | 013600 | 70.7 | | 3,000.73 | 000100 | 5.5 | |
| 2,329.31 | 013800 | 126.2 | | 3,004.80 | 013600 | 10.5 | |
| 2,348.38 | 024800 | 6.0 | | 3,030.98 | 000100 | 48.2 | |
| 2,350.00 | 022800 | 10.6 | | 3,035.26 | 020800 | 6.9 | |
| 2,351.00 | 024800 | 2.2 | | 3,051.84 | 017400 | 17.5 | |
| 2,360.85 | 000100 | 8.8 | | 3,054.27 | 000100 | 150.4 | |
| 2,369.00 | 000100 | 16.4 | | 3,065.00 | 024800 | 5.0 | |
| 2,369.00 | 067600 | 246.5 | | 3,069.28 | 000100 | 46.3 | |
| 2,395.00 | 021000 | 5.5 | | 3,080.99 | 000100 | 5.7 | |
| 2,400.00 | 000100 | 13.2 | | 3,150.00 | 021000 | 5.7 | |
| 2,400.00 | 020800 | 8.8 | | 3,200.00 | 002200 | 8.0 | |
| 2,400.00 | 021200 | 22.7 | | 3,200.00 | 017400 | 4.0 | |
| 2,400.00 | 023100 | 2.5 | | 3,214.28 | 021000 | 2.8 | |
| 2,421.22 | 000100 | 13.2 | | 3,250.00 | 000100 | 94.6 | |
| 2,432.00 | 021000 | 3.7 | | 3,275.00 | 020800 | 4.3 | |
| 2,450.00 | 000100 | 71.0 | | 3,280.00 | 024800 | 2.9 | |
| 2,500.00 | 000100 | 275.0 | | 3,286.22 | 000100 | 23.8 | |
| 2,500.00 | 016800 | 2.6 | | 3,299.76 | 024800 | 4.0 | |
| 2,500.00 | 017200 | 14.4 | | 3,315.00 | 000100 | 11.6 | |
| 2,500.00 | 017400 | 7.6 | | 3,350.00 | 024800 | 1.9 | |
| 2,500.00 | 017600 | 3.8 | | 3,390.00 | 000100 | 13.8 | |
| 2,500.00 | 020600 | 18.3 | | 3,400.00 | 013600 | 3.3 | |
| | | | | 3,450.00 | 021500 | 9.5 | |
| | | | | 3,500.00 | 000100 | 16.1 | |

TABLE 8: BASE PRICE PAID TO GROWERS FOR GRAPES CRUSHED AND DELIVERED TO CALIFORNIA PROCESSORS FROM THE 2005 CROP WITH BRIX FACTORS AND PURCHASED TONNAGE, BY TYPE, VARIETY, REPORTING DISTRICT WHERE GROWN, AND WEIGHTED AVERAGE BASE PRICE.

| District, Type, and Variety | Base Price Per Ton | Brix Factors | Tons | District, Type, and Variety | Base Price Per Ton | Brix Factors | Tons | |
|--------------------------------|-----------------------------|-----------------------------|----------|--------------------------------|-----------------------------|-----------------------------|----------|-------|
| | Dollars | Code a/ | | | Dollars | Code a/ | | |
| DISTRICT 08 (Cont'd.) | | | | | 1,400.00 | 000100 | 8.6 | |
| Pinot Noir (Cont'd.) | 3,500.00 | 017200 | 4.7 | | 1,400.00 | 020800 | 4.0 | |
| | 3,500.00 | 020800 | 8.6 | | 1,400.00 | 021200 | 1.2 | |
| | 3,500.00 | 021000 | 30.7 | | 1,400.00 | 024800 | 5.2 | |
| | 3,500.00 | 021500 | 9.1 | | 1,584.23 | 000100 | 6.2 | |
| | 3,500.00 | 024800 | 12.9 | | 1,600.00 | 000100 | 5.6 | |
| | 3,500.00 | 025100 | 9.3 | | 1,600.00 | 021200 | 12.5 | |
| | 3,500.00 | 064970 | 3.6 | | 1,678.00 | 000100 | 11.2 | |
| | 3,675.00 | 017400 | 205.8 | | 1,685.00 | 023100 | 2.2 | |
| | 3,711.34 | 000100 | 9.7 | | 1,700.00 | 028100 | 3.4 | |
| | 3,750.00 | 021000 | 9.7 | | 1,800.00 | 000100 | 20.8 | |
| | 3,750.00 | 024800 | 8.8 | | 1,800.00 | 017400 | 5.1 | |
| | 3,750.00 | 025100 | 14.1 | | 1,800.00 | 024800 | 3.0 | |
| | 3,810.34 | 000100 | 5.8 | | 1,801.65 | 017400 | 4.9 | |
| | 3,951.79 | 000100 | 5.1 | | 1,836.28 | 024800 | 6.1 | |
| | 4,000.00 | 000100 | 6.3 | | 2,000.00 | 000100 | 2.4 | |
| | 4,000.00 | 021500 | 4.3 | | 2,071.00 | 017400 | 2.4 | |
| | 4,000.00 | 022800 | 7.3 | | | | | |
| | 4,000.00 | 024800 | 5.5 | | Wtd. Avg. Base & Total Tons | 1,096.23 | | 530.5 |
| | 4,000.00 | 025100 | 2.8 | | Souzao | 1,200.00 | 000100 | 3.5 |
| | 4,008.08 | 020800 | 2.0 | | | 1,350.00 | 017400 | 4.4 |
| | 4,045.00 | 000100 | 18.6 | | | 1,407.14 | 000100 | 1.2 |
| | 4,200.00 | 000100 | 8.6 | | | 1,450.00 | 017400 | 1.5 |
| | 4,500.00 | 000100 | 7.7 | | | 1,500.00 | 025400 | 0.3 |
| | 4,500.00 | 020800 | 5.0 | | | 1,500.00 | 067400 | 2.2 |
| | 4,500.00 | 021600 | 1.3 | | | Wtd. Avg. Base & Total Tons | 1,355.23 | |
| | 4,500.00 | 025100 | 14.1 | | Syrah * | 100.00 | 002200 | 191.0 |
| | 4,501.75 | 024500 | 8.0 | | | 100.00 | 025100 | 11.0 |
| | 4,900.00 | 000100 | 3.9 | | | 175.00 | 000100 | 191.3 |
| | 5,000.00 | 021000 | 13.7 | | | 192.39 | 000100 | 378.9 |
| | Wtd. Avg. Base & Total Tons | 2,384.09 | | 7,988.0 | | 200.00 | 000100 | 241.9 |
| | Primitivo | 750.00 | 021500 | 0.3 | | 220.00 | 017200 | 36.8 |
| | | 1,000.00 | 028100 | 33.6 | | 225.00 | 000100 | 11.0 |
| | | 1,250.00 | 000100 | 10.0 | | 300.00 | 020800 | 7.3 |
| | | 1,325.00 | 028100 | 10.6 | | 350.00 | 000100 | 22.2 |
| | | 1,600.00 | 000100 | 10.0 | | 400.00 | 000100 | 129.6 |
| | | 1,600.00 | 028100 | 10.9 | 400.00 | 017200 | 81.7 | |
| | | 1,900.00 | 000100 | 7.4 | 450.00 | 020700 | 1,247.6 | |
| | Wtd. Avg. Base & Total Tons | 1,302.78 | | 82.8 | 450.00 | 024600 | 1.3 | |
| | Refosco * | 668.61 | 000100 | 40.1 | 492.00 | 000100 | 91.2 | |
| | | 1,500.00 | 000100 | 22.0 | 500.00 | 000100 | 9.1 | |
| | | 1,800.00 | 024000 | 9.3 | 500.00 | 027800 | 7.0 | |
| | | Wtd. Avg. Base & Total Tons | 1,072.15 | | 575.00 | 000100 | 77.1 | |
| | | Sangiovese * | 100.00 | 021500 | 4.0 | 575.00 | 020800 | 202.2 |
| 300.00 | | | 017200 | 66.6 | 575.00 | 067980 | 60.6 | |
| 450.00 | 017400 | | 6.1 | 600.00 | 000100 | 191.7 | | |
| 650.00 | 019600 | | 11.0 | 600.00 | 020800 | 125.4 | | |
| 800.00 | 000100 | | 4.7 | 607.20 | 062300 | 130.9 | | |
| 850.00 | 000100 | | 3.2 | 650.00 | 000100 | 52.9 | | |
| 950.00 | 000100 | | 9.8 | 650.00 | 022900 | 22.1 | | |
| 973.00 | 017400 | | 33.2 | 700.00 | 014000 | 3.0 | | |
| 991.98 | 064200 | | 71.3 | 700.00 | 020800 | 281.1 | | |
| 1,000.00 | 002200 | | 3.2 | 700.00 | 064970 | 333.0 | | |
| 1,000.00 | 017400 | | 4.5 | 700.00 | 068650 | 68.8 | | |
| 1,000.00 | 021000 | | 3.0 | 700.00 | 068650 | 68.8 | | |
| 1,000.00 | 028100 | | 23.6 | 750.00 | 000100 | 230.3 | | |
| 1,100.00 | 000100 | | 10.2 | 775.00 | 000100 | 317.2 | | |
| 1,100.00 | 019300 | | 9.4 | 800.00 | 000100 | 324.1 | | |
| 1,100.00 | 027600 | | 9.4 | 800.00 | 017200 | 36.4 | | |
| 1,200.00 | 000100 | | 32.1 | 800.00 | 017400 | 5.0 | | |
| 1,200.00 | 017200 | | 9.4 | 800.00 | 019600 | 42.8 | | |
| 1,200.00 | 017400 | | 4.2 | 800.00 | 021200 | 2.3 | | |
| 1,200.00 | 022900 | | 3.1 | 800.00 | 024500 | 15.3 | | |
| 1,200.00 | 023100 | | 2.0 | 800.00 | 027600 | 14.7 | | |
| 1,200.00 | 024000 | | 10.9 | 800.00 | 067400 | 10.1 | | |
| 1,225.00 | 028100 | | 14.6 | 825.00 | 056100 | 142.6 | | |
| 1,246.52 | 000100 | | 24.1 | 850.00 | 000100 | 511.5 | | |
| 1,250.00 | 000100 | | 9.3 | 882.45 | 020800 | 766.5 | | |
| 1,313.00 | 021200 | | 4.8 | 900.00 | 000100 | 439.6 | | |
| 1,328.00 | 000100 | | 25.5 | 900.00 | 014000 | 11.0 | | |
| 1,350.00 | 024800 | 7.0 | 915.00 | 000100 | 44.8 | | | |
| 1,375.00 | 000100 | 5.5 | 916.66 | 056900 | 60.0 | | | |
| | | | 968.00 | 000100 | 45.6 | | | |
| | | | 973.00 | 022700 | 66.8 | | | |
| | | | 991.98 | 000100 | 47.2 | | | |
| | | | 1,000.00 | 000100 | 543.9 | | | |
| | | | 1,000.00 | 013600 | 9.1 | | | |
| | | | 1,000.00 | 017200 | 26.9 | | | |

TABLE 8: BASE PRICE PAID TO GROWERS FOR GRAPES CRUSHED AND DELIVERED TO CALIFORNIA PROCESSORS FROM THE 2005 CROP WITH BRIX FACTORS AND PURCHASED TONNAGE, BY TYPE, VARIETY, REPORTING DISTRICT WHERE GROWN, AND WEIGHTED AVERAGE BASE PRICE.

| District, Type, and Variety | Base Price Per Ton | Brix Factors | Tons |
|--------------------------------|-----------------------|-----------------|------|
| | Dollars | Code a/ | |

| District, Type, and Variety | Base Price Per Ton | Brix Factors | Tons |
|--------------------------------|-----------------------|-----------------|------|
| | Dollars | Code a/ | |

| |
|------------------------------|
| DISTRICT 08 (Cont'd.) |
|------------------------------|

| | | | |
|-------------------|----------|--------|-------|
| Syrah * (Cont'd.) | 1,000.00 | 019000 | 160.8 |
| | 1,000.00 | 020600 | 4.6 |
| | 1,000.00 | 020800 | 123.0 |
| | 1,000.00 | 021000 | 31.5 |
| | 1,000.00 | 024800 | 1.8 |
| | 1,000.00 | 070527 | 8.5 |
| | 1,010.78 | 017200 | 40.8 |
| | 1,019.27 | 025100 | 113.9 |
| | 1,047.00 | 000100 | 0.8 |
| | 1,050.00 | 000100 | 64.2 |
| | 1,050.00 | 024000 | 8.5 |
| | 1,066.00 | 027600 | 3.0 |
| | 1,067.42 | 000100 | 71.8 |
| | 1,077.29 | 000100 | 9.9 |
| | 1,090.42 | 000100 | 126.0 |
| | 1,090.91 | 000100 | 6.6 |
| | 1,092.00 | 000100 | 7.8 |
| | 1,092.00 | 014000 | 47.2 |
| | 1,095.03 | 000100 | 48.5 |
| | 1,095.97 | 017400 | 35.5 |
| | 1,096.00 | 000100 | 2.4 |
| | 1,100.00 | 000100 | 146.4 |
| | 1,100.00 | 013800 | 1.2 |
| | 1,100.00 | 017400 | 38.5 |
| | 1,100.00 | 019000 | 44.3 |
| | 1,100.00 | 020800 | 4.4 |
| | 1,100.00 | 028100 | 11.0 |
| | 1,119.00 | 000100 | 22.9 |
| | 1,119.00 | 017600 | 11.7 |
| | 1,119.70 | 000100 | 26.3 |
| | 1,120.50 | 000100 | 296.5 |
| | 1,120.50 | 017200 | 265.5 |
| | 1,121.75 | 028100 | 19.2 |
| | 1,122.55 | 000100 | 90.9 |
| | 1,122.55 | 019000 | 207.6 |
| | 1,133.09 | 000100 | 44.0 |
| | 1,139.57 | 022800 | 61.8 |
| | 1,150.92 | 000100 | 288.3 |
| | 1,157.34 | 019300 | 47.4 |
| | 1,166.00 | 000100 | 22.9 |
| | 1,167.61 | 000100 | 53.9 |
| | 1,187.00 | 000100 | 105.2 |
| | 1,190.95 | 000100 | 32.7 |
| | 1,190.95 | 021500 | 410.1 |
| | 1,191.00 | 028100 | 17.8 |
| | 1,200.00 | 000100 | 138.5 |
| | 1,200.00 | 017800 | 6.1 |
| | 1,200.00 | 020800 | 32.1 |
| | 1,200.00 | 021000 | 16.0 |
| | 1,200.00 | 021200 | 13.0 |
| | 1,200.00 | 024500 | 1.0 |
| | 1,200.00 | 024800 | 3.5 |
| | 1,200.00 | 064970 | 24.2 |
| | 1,200.00 | 068650 | 149.6 |
| | 1,250.00 | 000100 | 28.6 |
| | 1,250.00 | 017200 | 16.0 |
| | 1,250.00 | 021500 | 4.5 |
| | 1,250.00 | 064970 | 24.1 |
| | 1,260.00 | 000100 | 127.5 |
| | 1,260.00 | 021200 | 44.3 |
| | 1,296.62 | 000100 | 21.5 |
| | 1,300.00 | 000100 | 213.9 |
| | 1,350.00 | 000100 | 75.2 |
| | 1,372.27 | 000100 | 17.3 |
| | 1,400.00 | 000100 | 36.0 |
| | 1,400.00 | 014000 | 6.7 |
| | 1,400.00 | 017400 | 2.0 |
| | 1,400.00 | 024500 | 31.0 |
| | 1,400.00 | 024800 | 5.5 |
| | 1,400.00 | 026700 | 2.9 |
| | 1,400.00 | 030880 | 1.4 |
| | 1,400.00 | 068650 | 25.5 |
| | 1,421.28 | 021000 | 6.1 |
| | 1,422.43 | 017400 | 73.7 |
| | 1,450.00 | 000100 | 3.2 |
| | 1,450.00 | 024000 | 7.4 |
| | 1,482.00 | 021500 | 5.2 |

| | | | |
|--|----------|--------|-------|
| | 1,500.00 | 000100 | 219.2 |
| | 1,500.00 | 003100 | 15.6 |
| | 1,500.00 | 017400 | 2.2 |
| | 1,500.00 | 017600 | 16.8 |
| | 1,500.00 | 021000 | 3.0 |
| | 1,500.00 | 021200 | 4.2 |
| | 1,500.00 | 024800 | 13.9 |
| | 1,500.00 | 025300 | 4.6 |
| | 1,500.00 | 028100 | 40.1 |
| | 1,500.00 | 064970 | 8.7 |
| | 1,500.00 | 068650 | 24.2 |
| | 1,515.81 | 067400 | 7.2 |
| | 1,531.95 | 014000 | 18.6 |
| | 1,545.06 | 000100 | 7.0 |
| | 1,557.38 | 000100 | 5.2 |
| | 1,565.55 | 021000 | 29.9 |
| | 1,568.23 | 000100 | 10.4 |
| | 1,570.52 | 000100 | 17.9 |
| | 1,570.52 | 024300 | 29.3 |
| | 1,600.00 | 000100 | 80.5 |
| | 1,600.00 | 013100 | 7.2 |
| | 1,600.00 | 021000 | 139.7 |
| | 1,600.00 | 021200 | 37.3 |
| | 1,600.00 | 026500 | 4.4 |
| | 1,600.00 | 027800 | 13.2 |
| | 1,615.00 | 000100 | 2.9 |
| | 1,627.00 | 021000 | 4.1 |
| | 1,650.00 | 000100 | 3.4 |
| | 1,650.00 | 028100 | 7.1 |
| | 1,700.00 | 000100 | 21.3 |
| | 1,700.00 | 017600 | 10.8 |
| | 1,748.25 | 056900 | 8.9 |
| | 1,750.00 | 000100 | 81.8 |
| | 1,750.00 | 017200 | 4.9 |
| | 1,771.00 | 024500 | 6.0 |
| | 1,779.00 | 026500 | 38.9 |
| | 1,799.78 | 017200 | 15.8 |
| | 1,800.00 | 000100 | 77.5 |
| | 1,800.00 | 013800 | 5.0 |
| | 1,800.00 | 017600 | 6.8 |
| | 1,800.00 | 021000 | 5.5 |
| | 1,800.00 | 024500 | 6.3 |
| | 1,800.00 | 024800 | 17.8 |
| | 1,800.00 | 027800 | 18.8 |
| | 1,800.00 | 067400 | 8.4 |
| | 1,850.00 | 000100 | 2.4 |
| | 1,850.00 | 017800 | 3.2 |
| | 1,900.00 | 000100 | 25.2 |
| | 1,900.00 | 017200 | 0.1 |
| | 1,900.00 | 021000 | 2.5 |
| | 1,900.00 | 024500 | 10.0 |
| | 1,900.00 | 024800 | 10.5 |
| | 1,904.93 | 000100 | 26.6 |
| | 1,910.00 | 000100 | 9.1 |
| | 1,910.00 | 066380 | 114.4 |
| | 1,945.81 | 000100 | 38.9 |
| | 1,950.00 | 000100 | 3.5 |
| | 1,950.00 | 021000 | 6.5 |
| | 1,950.00 | 024500 | 5.3 |
| | 1,960.00 | 067400 | 25.6 |
| | 1,976.71 | 000100 | 18.1 |
| | 2,000.00 | 000100 | 91.7 |
| | 2,000.00 | 003900 | 0.9 |
| | 2,000.00 | 017200 | 15.5 |
| | 2,000.00 | 017800 | 43.2 |
| | 2,000.00 | 021000 | 125.2 |
| | 2,000.00 | 021500 | 10.9 |
| | 2,000.00 | 024500 | 7.1 |
| | 2,000.00 | 024800 | 11.7 |
| | 2,000.00 | 067400 | 12.3 |
| | 2,023.80 | 024500 | 4.2 |
| | 2,025.00 | 067400 | 41.3 |
| | 2,027.80 | 026150 | 42.0 |
| | 2,037.00 | 025100 | 23.8 |
| | 2,100.00 | 000100 | 14.2 |
| | 2,100.00 | 017600 | 3.1 |
| | 2,100.00 | 020800 | 4.3 |
| | 2,125.00 | 000100 | 4.0 |
| | 2,150.00 | 000100 | 3.0 |
| | 2,150.00 | 017800 | 20.8 |

TABLE 8: BASE PRICE PAID TO GROWERS FOR GRAPES CRUSHED AND DELIVERED TO CALIFORNIA PROCESSORS FROM THE 2005 CROP WITH BRIX FACTORS AND PURCHASED TONNAGE, BY TYPE, VARIETY, REPORTING DISTRICT WHERE GROWN, AND WEIGHTED AVERAGE BASE PRICE.

| District, Type, and Variety | Base Price Per Ton | Brix Factors | Tons | District, Type, and Variety | Base Price Per Ton | Brix Factors | Tons | |
|--------------------------------|-----------------------|-----------------|----------|--------------------------------|-----------------------------|-----------------------------|----------|-------|
| | Dollars | Code a/ | | | Dollars | Code a/ | | |
| DISTRICT 08 (Cont'd.) | | | | | 1,000.00 | 000100 | 38.7 | |
| Syrah * (Cont'd.) | 2,161.35 | 000100 | 5.3 | | 1,000.00 | 021200 | 3.4 | |
| | 2,200.00 | 000100 | 45.9 | | 1,200.00 | 000100 | 6.3 | |
| | 2,200.00 | 017400 | 5.8 | | 1,200.00 | 020800 | 39.4 | |
| | 2,200.00 | 021500 | 8.7 | | 1,200.00 | 024500 | 1.0 | |
| | 2,200.00 | 021600 | 2.3 | | 1,400.00 | 024800 | 1.9 | |
| | 2,200.00 | 024800 | 1.8 | | 1,400.00 | 026500 | 25.0 | |
| | 2,200.00 | 028100 | 12.0 | | 1,500.00 | 000100 | 3.2 | |
| | 2,250.00 | 000100 | 40.5 | | 1,500.00 | 013600 | 9.8 | |
| | 2,250.00 | 014000 | 3.5 | | 1,500.00 | 017600 | 1.9 | |
| | 2,250.00 | 020800 | 0.4 | | 1,500.00 | 022900 | 3.1 | |
| | 2,250.00 | 028100 | 4.6 | | 1,500.00 | 028100 | 19.6 | |
| | 2,251.33 | 003900 | 2.8 | | 1,584.00 | 067400 | 11.5 | |
| | 2,265.10 | 000100 | 4.5 | | 1,650.00 | 013600 | 6.6 | |
| | 2,300.00 | 021500 | 25.5 | | 1,800.00 | 013800 | 3.5 | |
| | 2,340.73 | 000100 | 18.2 | | 2,000.00 | 013800 | 5.5 | |
| | 2,349.00 | 027800 | 10.6 | | 2,000.00 | 022900 | 1.5 | |
| | 2,350.00 | 000100 | 11.5 | | Wtd. Avg. Base & Total Tons | 963.18 | | 274.8 |
| | 2,400.00 | 021500 | 2.5 | | Tinta Cao | 1,000.00 | 000100 | 2.3 |
| | 2,408.32 | 000100 | 1.6 | | | 1,350.00 | 017400 | 4.4 |
| | 2,500.00 | 000100 | 99.5 | | | 1,369.15 | 000100 | 0.9 |
| | 2,500.00 | 021500 | 2.2 | | | 1,450.00 | 017400 | 1.5 |
| | 2,600.00 | 000100 | 1.7 | | | 1,500.00 | 067400 | 2.7 |
| | 2,663.36 | 000100 | 11.6 | | Wtd. Avg. Base & Total Tons | 1,330.27 | | 11.8 |
| | 2,678.57 | 000100 | 5.0 | | Tinta Madeira | 1,303.91 | 000100 | 6.7 |
| | 2,683.34 | 000100 | 3.0 | | | Wtd. Avg. Base & Total Tons | 1,303.91 | 6.7 |
| | 2,721.00 | 000100 | 20.0 | | Touriga Nacional * | 950.00 | 000100 | 3.2 |
| | 2,737.00 | 024800 | 9.6 | | | 1,000.00 | 000100 | 4.5 |
| | 2,740.00 | 000100 | 8.1 | | | 1,303.91 | 000100 | 6.6 |
| | 2,746.81 | 000100 | 20.7 | | | 1,317.00 | 000100 | 3.7 |
| | 2,750.00 | 000100 | 1.1 | | | 1,317.19 | 000100 | 5.0 |
| | 2,750.00 | 017600 | 2.2 | | | 1,350.00 | 017400 | 4.6 |
| | 2,750.00 | 020600 | 5.0 | | | 1,450.00 | 017400 | 1.4 |
| | 2,750.00 | 020800 | 7.8 | | | 1,500.00 | 028400 | 0.4 |
| | 2,750.00 | 024500 | 4.8 | | Wtd. Avg. Base & Total Tons | 1,239.61 | | 29.4 |
| | 2,866.24 | 000100 | 6.3 | | Zinfandel | 100.00 | 025100 | 4.5 |
| | 2,878.00 | 021000 | 9.6 | | | 175.00 | 000100 | 67.0 |
| | 2,969.62 | 000100 | 2.0 | | | 200.00 | 006250 | 973.1 |
| | 3,000.00 | 000100 | 17.8 | | | 200.00 | 006300 | 104.6 |
| | 3,000.00 | 021500 | 1.8 | | | 250.00 | 006800 | 307.4 |
| | 3,000.00 | 025100 | 6.7 | | | 250.00 | 007600 | 73.2 |
| 3,030.00 | 021000 | 7.0 | | | 350.00 | 006250 | 117.1 | |
| 3,200.00 | 000100 | 2.7 | | | 350.00 | 022500 | 81.7 | |
| 3,200.00 | 021500 | 8.6 | | | 400.00 | 000100 | 978.6 | |
| 3,319.00 | 024500 | 1.8 | | | 400.00 | 013100 | 0.8 | |
| 3,396.00 | 021000 | 9.2 | | | 415.00 | 000100 | 505.0 | |
| 3,398.00 | 000100 | 9.5 | | | 425.00 | 000100 | 445.7 | |
| 3,418.80 | 000100 | 11.7 | | | 425.00 | 034600 | 605.3 | |
| 3,500.00 | 000100 | 5.0 | | | 425.00 | 035150 | 43.5 | |
| 3,645.17 | 000100 | 12.9 | | | 450.00 | 000100 | 265.9 | |
| 3,800.00 | 002600 | 0.5 | | | 450.00 | 001700 | 26.7 | |
| 3,800.00 | 024800 | 1.9 | | | 450.00 | 006300 | 277.1 | |
| 4,000.00 | 000100 | 15.3 | | | 450.00 | 007650 | 122.2 | |
| 4,000.00 | 024800 | 2.0 | | | 450.00 | 024800 | 4.1 | |
| 4,000.00 | 025100 | 1.1 | | | 475.00 | 000100 | 132.4 | |
| 4,027.00 | 021500 | 6.9 | | | 484.36 | 034150 | 957.1 | |
| 4,154.92 | 024800 | 7.9 | | | 500.00 | 000100 | 15.7 | |
| 4,195.00 | 000100 | 6.5 | | | 500.00 | 004200 | 412.7 | |
| 4,662.86 | 000100 | 19.1 | | | 500.00 | 017200 | 5.5 | |
| 4,800.00 | 024500 | 3.9 | | | 600.00 | 000100 | 62.2 | |
| 5,000.00 | 021600 | 4.1 | | | 600.00 | 006700 | 1,593.2 | |
| 5,031.45 | 056900 | 2.0 | | | 600.00 | 022500 | 45.2 | |
| 5,163.53 | 000100 | 10.2 | | | 693.00 | 000100 | 25.5 | |
| 5,440.70 | 000100 | 2.8 | | | 700.00 | 000100 | 171.7 | |
| 5,584.00 | 000100 | 7.6 | | | 705.75 | 000100 | 1,033.5 | |
| Wtd. Avg. Base & Total Tons | 1,035.17 | | 14,780.6 | | 750.00 | 015300 | 4.4 | |
| Tannat | 1,300.00 | 000100 | 2.0 | | 750.00 | 022600 | 74.7 | |
| | 1,500.00 | 026500 | 1.2 | | 750.00 | 022800 | 113.6 | |
| | 1,576.43 | 000100 | 2.6 | | 750.00 | 025100 | 2.0 | |
| | 2,100.00 | 021500 | 1.9 | | 800.00 | 000100 | 47.0 | |
| Wtd. Avg. Base & Total Tons | 1,809.54 | | 11.4 | | 800.00 | 022600 | 12.8 | |
| Tempranillo * | 100.00 | 025100 | 1.0 | | 800.00 | 022800 | 38.0 | |
| | 250.00 | 000100 | 91.9 | | | | | |

TABLE 8: BASE PRICE PAID TO GROWERS FOR GRAPES CRUSHED AND DELIVERED TO CALIFORNIA PROCESSORS FROM THE 2005 CROP WITH BRIX FACTORS AND PURCHASED TONNAGE, BY TYPE, VARIETY, REPORTING DISTRICT WHERE GROWN, AND WEIGHTED AVERAGE BASE PRICE.

| District, Type, and Variety | Base Price Per Ton | Brix Factors | Tons |
|--------------------------------|-----------------------|-----------------|------|
| | Dollars | Code a/ | |

| District, Type, and Variety | Base Price Per Ton | Brix Factors | Tons |
|--------------------------------|-----------------------|-----------------|------|
| | Dollars | Code a/ | |

DISTRICT 08 (Cont'd.)

| | | | |
|---------------------|----------|--------|-------|
| Zinfandel (Cont'd.) | 850.00 | 021000 | 99.2 |
| | 877.69 | 017000 | 48.8 |
| | 900.00 | 000100 | 200.5 |
| | 900.00 | 019100 | 6.8 |
| | 900.00 | 022800 | 40.4 |
| | 957.15 | 000100 | 29.6 |
| | 960.00 | 000100 | 2.6 |
| | 982.74 | 017000 | 201.6 |
| | 991.98 | 064200 | 21.9 |
| | 1,000.00 | 000100 | 91.7 |
| | 1,000.00 | 017000 | 25.9 |
| | 1,000.00 | 017200 | 11.0 |
| | 1,000.00 | 017400 | 1.0 |
| | 1,000.00 | 021000 | 59.8 |
| | 1,000.00 | 024500 | 3.3 |
| | 1,000.00 | 028100 | 50.1 |
| | 1,041.98 | 064200 | 70.8 |
| | 1,100.00 | 000100 | 61.0 |
| | 1,100.00 | 027600 | 27.3 |
| | 1,150.00 | 000100 | 22.6 |
| | 1,150.00 | 003500 | 3.0 |
| | 1,150.00 | 030450 | 5.9 |
| | 1,170.00 | 000100 | 12.4 |
| | 1,200.00 | 000100 | 153.6 |
| | 1,200.00 | 013600 | 35.5 |
| | 1,200.00 | 017600 | 1.7 |
| | 1,200.00 | 021000 | 3.7 |
| | 1,200.00 | 021200 | 13.0 |
| | 1,200.00 | 022800 | 59.2 |
| | 1,200.00 | 024500 | 6.2 |
| | 1,200.00 | 028100 | 20.4 |
| | 1,220.00 | 028100 | 10.0 |
| | 1,300.00 | 000100 | 128.3 |
| | 1,300.00 | 013600 | 2.0 |
| | 1,300.00 | 022800 | 24.9 |
| | 1,300.00 | 028100 | 5.3 |
| | 1,350.00 | 000100 | 70.8 |
| | 1,400.00 | 000100 | 121.6 |
| | 1,400.00 | 024500 | 9.2 |
| | 1,400.00 | 024800 | 4.8 |
| | 1,485.00 | 028100 | 9.8 |
| | 1,500.00 | 000100 | 102.8 |
| | 1,500.00 | 017600 | 25.3 |
| | 1,500.00 | 021000 | 1.6 |
| | 1,500.00 | 022800 | 52.6 |
| | 1,500.00 | 022900 | 14.2 |
| | 1,500.00 | 024500 | 4.3 |
| | 1,500.00 | 027800 | 3.2 |
| | 1,575.00 | 013600 | 5.6 |
| | 1,600.00 | 000100 | 83.6 |
| | 1,600.00 | 017600 | 40.5 |
| | 1,600.00 | 024800 | 4.3 |
| | 1,600.00 | 025300 | 4.3 |
| | 1,600.00 | 027600 | 2.0 |
| | 1,600.00 | 028100 | 41.5 |
| | 1,600.00 | 030070 | 4.9 |
| | 1,615.00 | 000100 | 11.9 |
| | 1,643.00 | 026500 | 96.9 |
| | 1,650.00 | 022800 | 14.3 |
| | 1,687.50 | 002600 | 13.4 |
| | 1,700.00 | 017600 | 26.3 |
| | 1,700.00 | 028100 | 5.6 |
| | 1,710.00 | 017600 | 28.1 |
| | 1,750.00 | 000100 | 12.6 |
| | 1,750.00 | 024500 | 6.0 |
| | 1,770.00 | 017600 | 9.7 |
| | 1,800.00 | 000100 | 40.7 |
| | 1,800.00 | 021600 | 1.4 |
| | 1,800.00 | 028100 | 14.8 |
| | 1,800.00 | 067400 | 5.1 |
| | 1,900.00 | 017100 | 10.0 |
| | 1,908.00 | 023100 | 4.5 |
| | 2,000.00 | 000100 | 188.0 |
| | 2,000.00 | 017800 | 31.0 |
| | 2,000.00 | 021000 | 2.0 |
| | 2,000.00 | 027500 | 7.0 |
| | 2,000.00 | 028100 | 81.0 |

| | | | |
|-----------------------------|----------|--------|----------|
| | 2,100.00 | 000100 | 35.8 |
| | 2,200.00 | 000100 | 28.9 |
| | 2,200.00 | 014100 | 15.5 |
| | 2,200.00 | 026700 | 8.9 |
| | 2,250.00 | 001900 | 110.2 |
| | 2,250.00 | 021000 | 12.0 |
| | 2,500.00 | 000100 | 94.8 |
| Wtd. Avg. Base & Total Tons | 701.85 | | 12,835.0 |
| Other Red b/ | 100.00 | 002200 | 2,576.6 |
| | 1,500.00 | 067400 | 4.7 |
| | 2,500.00 | 000100 | 6.3 |
| Wtd. Avg. Base & Total Tons | 108.39 | | 2,587.6 |

DISTRICT 09

WINE GRAPES (WHITE)

| | | | |
|-----------------------------|----------|--------|----------|
| Chardonnay * | 100.00 | 038300 | 2,751.4 |
| | 200.00 | 002200 | 92.6 |
| | 200.00 | 020600 | 95.5 |
| | 225.00 | 015300 | 75.8 |
| | 300.00 | 001400 | 5.2 |
| | 300.00 | 046000 | 727.1 |
| | 325.00 | 001400 | 1,096.0 |
| | 350.00 | 000100 | 2,793.5 |
| | 350.00 | 001800 | 844.0 |
| | 350.00 | 046000 | 192.9 |
| | 375.00 | 002200 | 765.9 |
| | 390.00 | 020600 | 2,189.2 |
| | 400.00 | 015300 | 141.0 |
| | 428.07 | 016900 | 1,370.2 |
| | 500.00 | 017000 | 677.4 |
| | 500.00 | 041700 | 149.3 |
| | 550.00 | 013600 | 186.0 |
| | 600.00 | 000100 | 18.0 |
| | 800.00 | 000100 | 0.4 |
| | 868.50 | 000100 | 14.7 |
| | 957.80 | 000100 | 0.4 |
| | 998.46 | 000100 | 2,304.3 |
| | 1,000.00 | 000100 | 7.1 |
| | 1,000.00 | 020600 | 1.0 |
| | 1,400.00 | 013600 | 2.0 |
| | 1,500.00 | 000100 | 6.5 |
| | 1,500.00 | 024500 | 1.0 |
| Wtd. Avg. Base & Total Tons | 417.55 | | 16,508.4 |
| Chenin Blanc | 600.00 | 009400 | 22.8 |
| Wtd. Avg. Base & Total Tons | 600.00 | | 22.8 |
| French Colombard | 250.00 | 034600 | 897.4 |
| Wtd. Avg. Base & Total Tons | 250.00 | | 897.4 |
| Gewurztraminer | 861.13 | 019910 | 3.3 |
| Wtd. Avg. Base & Total Tons | 861.13 | | 3.3 |
| Grenache Blanc | 1,763.66 | 000100 | 0.6 |
| Wtd. Avg. Base & Total Tons | 1,763.66 | | 0.6 |
| Marsanne | 1,763.66 | 000100 | 3.5 |
| Wtd. Avg. Base & Total Tons | 1,763.66 | | 3.5 |
| Muscat Blanc * | 850.00 | 013600 | 3.9 |
| | 900.00 | 000100 | 1.5 |
| Wtd. Avg. Base & Total Tons | 863.89 | | 5.4 |
| Muscat Orange | 900.00 | 000100 | 5.8 |
| Wtd. Avg. Base & Total Tons | 900.00 | | 5.8 |

TABLE 8: BASE PRICE PAID TO GROWERS FOR GRAPES CRUSHED AND DELIVERED TO CALIFORNIA PROCESSORS FROM THE 2005 CROP WITH BRIX FACTORS AND PURCHASED TONNAGE, BY TYPE, VARIETY, REPORTING DISTRICT WHERE GROWN, AND WEIGHTED AVERAGE BASE PRICE.

| District, Type, and Variety | Base Price Per Ton | Brix Factors | Tons | District, Type, and Variety | Base Price Per Ton | Brix Factors | Tons |
|--------------------------------|-----------------------|-----------------|-------|--------------------------------|-----------------------|-----------------|---------|
| | Dollars | Code a/ | | | Dollars | Code a/ | |
| DISTRICT 09 (Cont'd.) | | | | | | | |
| Pinot Gris * | 150.00 | 000100 | 19.2 | Grenache * | 225.00 | 000800 | 1,144.9 |
| | 400.00 | 000100 | 320.9 | | 325.00 | 063800 | 49.8 |
| | 1,500.00 | 020700 | 3.2 | | 325.00 | 066115 | 68.5 |
| Wtd. Avg. Base & Total Tons | 396.27 | | 343.3 | | 1,763.66 | 000100 | 8.3 |
| | | | | | 2,000.00 | 000100 | 0.6 |
| Roussanne | 1,763.66 | 000100 | 4.6 | Wtd. Avg. Base & Total Tons | 245.18 | | 1,272.1 |
| Wtd. Avg. Base & Total Tons | 1,763.66 | | 4.6 | Mataro * | 800.00 | 000100 | 0.2 |
| Sauvignon Blanc | 400.00 | 034600 | 69.3 | | 1,529.56 | 000100 | 10.5 |
| | 450.00 | 013600 | 1.0 | Wtd. Avg. Base & Total Tons | 1,515.92 | | 10.7 |
| | 800.00 | 000100 | 0.2 | Merlot | 100.00 | 045600 | 5,076.4 |
| | 1,500.00 | 000100 | 3.2 | | 175.00 | 000100 | 128.4 |
| Wtd. Avg. Base & Total Tons | 449.53 | | 73.7 | | 350.00 | 034600 | 671.4 |
| Symphony | 300.00 | 016800 | 279.4 | | 400.00 | 002600 | 130.2 |
| Wtd. Avg. Base & Total Tons | 300.00 | | 279.4 | | 450.00 | 020600 | 84.9 |
| Viognier | 800.00 | 000100 | 0.8 | | 500.00 | 017000 | 721.4 |
| | 1,500.00 | 026800 | 0.7 | | 500.00 | 046000 | 530.3 |
| | 1,800.00 | 000100 | 1.0 | | 532.48 | 024400 | 670.7 |
| Wtd. Avg. Base & Total Tons | 1,396.00 | | 2.5 | | 550.00 | 013600 | 1.1 |
| White Riesling * | 1,500.00 | 000100 | 0.4 | | 700.00 | 017000 | 674.4 |
| Wtd. Avg. Base & Total Tons | 1,500.00 | | 0.4 | | 799.35 | 000100 | 63.4 |
| | | | | | 800.00 | 000100 | 0.5 |
| | | | | | 900.00 | 020800 | 76.3 |
| | | | | | 950.93 | 020800 | 2.0 |
| | | | | | 1,000.00 | 024500 | 2.3 |
| | | | | | 1,050.93 | 020800 | 4.0 |
| | | | | | 1,056.30 | 020800 | 1.1 |
| | | | | | 1,500.00 | 000100 | 10.6 |
| | | | | Wtd. Avg. Base & Total Tons | 277.56 | | 8,849.4 |
| | | | | Montepulciano | 500.00 | 000100 | 3.5 |
| | | | | | 850.00 | 013600 | 2.7 |
| | | | | Wtd. Avg. Base & Total Tons | 652.42 | | 6.2 |
| | | | | Nebbiolo | 1,500.00 | 000100 | 1.3 |
| | | | | Wtd. Avg. Base & Total Tons | 1,500.00 | | 1.3 |
| | | | | Petit Verdot | 325.87 | 024400 | 290.0 |
| | | | | Wtd. Avg. Base & Total Tons | 325.87 | | 290.0 |
| | | | | Petite Sirah | 375.00 | 000100 | 97.8 |
| | | | | | 390.00 | 020600 | 122.0 |
| | | | | | 625.00 | 000100 | 47.3 |
| | | | | | 800.00 | 013600 | 77.1 |
| | | | | | 1,000.00 | 019000 | 8.7 |
| | | | | | 1,200.00 | 000100 | 1.0 |
| | | | | | 1,200.00 | 021000 | 7.5 |
| | | | | | 1,300.00 | 000100 | 2.7 |
| | | | | | 1,500.00 | 000100 | 2.8 |
| | | | | | 1,500.00 | 021200 | 1.6 |
| | | | | | 1,800.00 | 024300 | 2.4 |
| | | | | | 2,000.00 | 026900 | 18.0 |
| | | | | Wtd. Avg. Base & Total Tons | 629.54 | | 388.9 |
| | | | | Pinot Noir | 650.00 | 000100 | 1.5 |
| | | | | | 1,000.00 | 000100 | 20.6 |
| | | | | | 1,000.00 | 013600 | 9.5 |
| | | | | | 1,374.18 | 064700 | 0.9 |
| | | | | | 1,400.00 | 013600 | 2.0 |
| | | | | | 1,600.00 | 022600 | 2.2 |
| | | | | | 1,800.00 | 021000 | 3.4 |
| | | | | Wtd. Avg. Base & Total Tons | 1,116.00 | | 40.1 |
| | | | | Refosco * | 850.00 | 013600 | 0.6 |
| | | | | Wtd. Avg. Base & Total Tons | 850.00 | | 0.6 |
| | | | | Syrah * | 100.00 | 001900 | 9.5 |
| | | | | | 250.00 | 000100 | 72.5 |
| | | | | | 325.00 | 001900 | 80.0 |

TABLE 8: BASE PRICE PAID TO GROWERS FOR GRAPES CRUSHED AND DELIVERED TO CALIFORNIA PROCESSORS FROM THE 2005 CROP WITH BRIX FACTORS AND PURCHASED TONNAGE, BY TYPE, VARIETY, REPORTING DISTRICT WHERE GROWN, AND WEIGHTED AVERAGE BASE PRICE.

| District, Type, and Variety | Base Price Per Ton | Brix Factors | Tons | District, Type, and Variety | Base Price Per Ton | Brix Factors | Tons |
|--------------------------------|-----------------------|-----------------|----------|--------------------------------|-----------------------|-----------------|-------|
| | Dollars | Code a/ | | | Dollars | Code a/ | |
| DISTRICT 09 (Cont'd.) | | | | Grenache Blanc | 1,500.00 | 021600 | 1.2 |
| Syrah * (Cont'd.) | 433.29 | 024400 | 263.0 | Wtd. Avg. Base & Total Tons | 1,500.00 | | 1.2 |
| | 550.00 | 000100 | 68.9 | Malvasia Bianca * | 825.86 | 000100 | 4.9 |
| | 700.00 | 020800 | 3.0 | Wtd. Avg. Base & Total Tons | 825.86 | | 4.9 |
| | 700.00 | 024500 | 9.5 | Marsanne | 1,200.00 | 021000 | 0.3 |
| | 800.00 | 000100 | 3.7 | | 1,300.00 | 000100 | 0.9 |
| | 1,000.00 | 019000 | 27.4 | | 1,350.00 | 021600 | 4.7 |
| | 1,000.00 | 020800 | 19.5 | | 1,400.00 | 000100 | 2.0 |
| | 1,000.00 | 024600 | 1.6 | | 1,400.00 | 021500 | 0.6 |
| | 1,200.00 | 000100 | 95.1 | | 1,400.00 | 024500 | 5.0 |
| | 1,500.00 | 000100 | 6.2 | | 1,440.00 | 000100 | 2.2 |
| | 1,763.66 | 000100 | 3.7 | | 1,440.00 | 020800 | 5.3 |
| | 2,000.00 | 026900 | 14.8 | | 1,500.00 | 000100 | 9.8 |
| Wtd. Avg. Base & Total Tons | 614.21 | | 678.4 | Wtd. Avg. Base & Total Tons | 1,429.06 | | 30.8 |
| Tempranillo * | 995.22 | 000100 | 59.3 | Muscat Blanc * | 800.00 | 000100 | 3.7 |
| | 1,200.00 | 000100 | 0.5 | | 1,079.21 | 000100 | 10.2 |
| Wtd. Avg. Base & Total Tons | 996.93 | | 59.8 | | 1,100.00 | 000100 | 6.8 |
| Zinfandel | 225.00 | 006250 | 191.1 | | 1,150.00 | 000100 | 17.9 |
| | 250.00 | 000100 | 1,955.7 | | 1,200.00 | 000100 | 2.0 |
| | 296.00 | 000100 | 17.9 | | 1,400.00 | 021000 | 2.2 |
| | 300.00 | 000100 | 8,332.6 | Wtd. Avg. Base & Total Tons | 1,110.12 | | 42.8 |
| | 300.00 | 007600 | 1,533.2 | Muscat Orange | 800.00 | 017600 | 2.5 |
| | 350.00 | 006250 | 417.9 | | 850.00 | 000100 | 1.3 |
| | 350.00 | 007600 | 2,441.7 | | 900.00 | 024400 | 9.7 |
| | 400.00 | 006250 | 168.1 | | 938.88 | 021000 | 4.5 |
| | 500.00 | 000100 | 3.7 | | 1,000.00 | 021000 | 9.6 |
| | 1,000.00 | 024800 | 0.5 | | 1,100.00 | 000100 | 0.8 |
| | 1,200.00 | 000100 | 1.0 | | 1,150.00 | 000100 | 6.9 |
| Wtd. Avg. Base & Total Tons | 303.29 | | 15,063.4 | | 1,600.00 | 000100 | 0.4 |
| DISTRICT 10 | | | | Wtd. Avg. Base & Total Tons | 983.61 | | 35.7 |
| WINE GRAPES (WHITE) | | | | Pinot Gris * | 800.00 | 020800 | 4.6 |
| Chardonnay * | 475.00 | 009300 | 121.0 | | 1,000.00 | 021000 | 4.9 |
| | 550.00 | 013600 | 6.5 | | 1,200.00 | 000100 | 8.7 |
| | 550.00 | 022800 | 6.6 | | 1,200.00 | 017200 | 3.6 |
| | 759.43 | 000100 | 4.8 | | 1,228.78 | 020800 | 2.5 |
| | 800.00 | 000100 | 49.6 | | 1,500.00 | 000100 | 6.6 |
| | 900.00 | 000100 | 26.0 | Wtd. Avg. Base & Total Tons | 1,175.14 | | 30.9 |
| | 950.00 | 000100 | 10.3 | Roussanne | 800.00 | 002000 | 4.2 |
| | 950.00 | 019000 | 2.5 | | 1,200.00 | 000100 | 4.3 |
| | 1,000.00 | 000100 | 11.1 | | 1,200.00 | 021000 | 0.3 |
| | 1,000.00 | 017200 | 5.9 | | 1,200.00 | 024500 | 9.7 |
| | 1,000.00 | 017400 | 6.6 | | 1,200.00 | 029720 | 4.1 |
| | 1,000.00 | 024300 | 4.0 | | 1,226.00 | 024500 | 1.9 |
| | 1,000.00 | 024500 | 3.0 | | 1,300.00 | 000100 | 2.1 |
| | 1,043.00 | 017800 | 1.6 | | 1,350.00 | 021600 | 1.1 |
| | 1,100.00 | 022600 | 2.2 | | 1,400.00 | 000100 | 1.1 |
| | 1,100.00 | 022700 | 2.5 | | 1,400.00 | 021500 | 0.6 |
| | 1,111.76 | 000100 | 67.6 | | 1,400.00 | 024500 | 4.1 |
| | 1,121.25 | 019000 | 56.8 | | 1,440.00 | 000100 | 1.2 |
| | 1,155.00 | 003100 | 3.0 | | 1,440.00 | 020800 | 2.0 |
| | 1,166.00 | 000100 | 13.1 | | 1,500.00 | 000100 | 5.9 |
| | 1,177.00 | 003100 | 2.6 | Wtd. Avg. Base & Total Tons | 1,257.33 | | 42.6 |
| | 1,200.00 | 000100 | 34.4 | Sauvignon Blanc | 500.00 | 013600 | 5.0 |
| | 1,200.00 | 017800 | 2.5 | | 500.00 | 038700 | 200.2 |
| | 1,200.00 | 021500 | 0.7 | | 600.00 | 017000 | 17.6 |
| | 1,300.00 | 022600 | 3.8 | | 612.00 | 000100 | 2.0 |
| Wtd. Avg. Base & Total Tons | 872.98 | | 448.7 | | 612.00 | 017800 | 0.3 |
| Chenin Blanc | 174.00 | 000100 | 2.6 | | 612.00 | 025100 | 0.5 |
| Wtd. Avg. Base & Total Tons | 174.00 | | 2.6 | | 620.00 | 000100 | 15.3 |
| Gewurztraminer | 900.00 | 000100 | 4.8 | | 700.00 | 000100 | 2.6 |
| | 920.00 | 024800 | 0.5 | | 725.00 | 013600 | 37.1 |
| Wtd. Avg. Base & Total Tons | 901.89 | | 5.3 | | 800.00 | 017200 | 10.0 |
| | | | | | 850.00 | 000100 | 8.8 |
| | | | | | 850.00 | 018900 | 7.9 |
| | | | | | 900.00 | 000100 | 3.5 |

TABLE 8: BASE PRICE PAID TO GROWERS FOR GRAPES CRUSHED AND DELIVERED TO CALIFORNIA PROCESSORS FROM THE 2005 CROP WITH BRIX FACTORS AND PURCHASED TONNAGE, BY TYPE, VARIETY, REPORTING DISTRICT WHERE GROWN, AND WEIGHTED AVERAGE BASE PRICE.

| District, Type, and Variety | Base Price Per Ton | Brix Factors | Tons |
|--------------------------------|-----------------------|-----------------|------|
| | Dollars | Code a/ | |

| District, Type, and Variety | Base Price Per Ton | Brix Factors | Tons |
|--------------------------------|-----------------------|-----------------|------|
| | Dollars | Code a/ | |

DISTRICT 10 (Cont'd.)

| | | | |
|-----------------------------|----------|--------|-------|
| Sauvignon Blanc (Cont'd.) | 900.00 | 017400 | 2.0 |
| | 900.00 | 020800 | 13.3 |
| | 1,000.00 | 000100 | 5.1 |
| | 1,000.00 | 019300 | 4.1 |
| | 1,100.00 | 000100 | 1.5 |
| | 1,300.00 | 000100 | 3.0 |
| Wtd. Avg. Base & Total Tons | 609.01 | | 339.8 |
| Semillon | 750.00 | 017000 | 2.9 |
| | 830.00 | 000100 | 8.9 |
| | 850.00 | 000100 | 12.0 |
| | 850.00 | 025100 | 1.0 |
| | 900.00 | 017400 | 1.2 |
| Wtd. Avg. Base & Total Tons | 834.31 | | 26.0 |
| St. Emilion * | 1,000.00 | 017600 | 1.2 |
| Wtd. Avg. Base & Total Tons | 1,000.00 | | 1.2 |
| Symphony | 400.00 | 000100 | 34.4 |
| Wtd. Avg. Base & Total Tons | 400.00 | | 34.4 |
| Verdelho | 600.00 | 024800 | 1.4 |
| Wtd. Avg. Base & Total Tons | 600.00 | | 1.4 |
| Viognier | 800.00 | 000100 | 4.6 |
| | 900.00 | 020900 | 2.0 |
| | 1,200.00 | 000100 | 3.3 |
| | 1,200.00 | 020800 | 3.7 |
| | 1,300.00 | 017000 | 1.1 |
| | 1,300.00 | 027800 | 3.2 |
| | 1,400.00 | 000100 | 10.0 |
| | 1,400.00 | 021500 | 0.5 |
| | 1,400.00 | 021600 | 0.8 |
| | 1,440.00 | 000100 | 0.5 |
| | 1,440.00 | 020800 | 5.2 |
| | 1,500.00 | 000100 | 6.4 |
| | 1,500.00 | 017800 | 0.5 |
| | 1,500.00 | 021000 | 3.6 |
| | 1,500.00 | 021500 | 0.9 |
| | 1,500.00 | 021600 | 3.7 |
| | 1,500.00 | 024500 | 12.0 |
| | 1,515.00 | 000100 | 1.2 |
| | 1,515.00 | 021600 | 1.2 |
| | 1,538.00 | 017800 | 0.6 |
| | 1,538.45 | 024500 | 1.9 |
| | 1,585.00 | 021600 | 2.4 |
| | 1,600.00 | 021000 | 0.4 |
| | 2,000.00 | 021000 | 17.8 |
| Wtd. Avg. Base & Total Tons | 1,504.84 | | 87.5 |
| White Riesling * | 900.00 | 000100 | 3.7 |
| | 950.00 | 017220 | 7.5 |
| Wtd. Avg. Base & Total Tons | 933.48 | | 11.2 |

WINE GRAPES (RED)

| | | | |
|-----------------------------|----------|--------|------|
| Aglianico | 1,216.50 | 000100 | 0.5 |
| | 1,300.00 | 003200 | 1.0 |
| Wtd. Avg. Base & Total Tons | 1,272.17 | | 1.5 |
| Alicante Bouschet * | 800.00 | 000100 | 1.2 |
| | 1,200.00 | 000100 | 1.1 |
| | 1,200.00 | 025100 | 0.2 |
| | 1,276.00 | 025400 | 9.4 |
| | 1,365.00 | 000100 | 0.7 |
| | 1,400.00 | 000100 | 1.1 |
| | 2,000.00 | 021000 | 2.2 |
| Wtd. Avg. Base & Total Tons | 1,346.53 | | 15.9 |

| | | | |
|-----------------------------|----------|--------|-------|
| Alvarelhao | 600.00 | 000100 | 1.0 |
| | 1,000.00 | 000100 | 1.1 |
| | 1,200.00 | 021000 | 3.4 |
| | 2,100.00 | 000100 | 1.4 |
| Wtd. Avg. Base & Total Tons | 1,263.77 | | 6.9 |
| Barbera | 500.00 | 013600 | 2.5 |
| | 700.00 | 022900 | 3.7 |
| | 750.00 | 017600 | 4.0 |
| | 784.88 | 020900 | 16.7 |
| | 800.00 | 000100 | 23.5 |
| | 950.00 | 000100 | 3.0 |
| | 950.00 | 025100 | 1.3 |
| | 1,000.00 | 000100 | 13.0 |
| | 1,000.00 | 013600 | 5.0 |
| | 1,000.00 | 017000 | 13.0 |
| | 1,000.00 | 022900 | 1.8 |
| | 1,025.00 | 000100 | 5.5 |
| | 1,025.00 | 025100 | 5.5 |
| | 1,055.00 | 000100 | 2.3 |
| | 1,055.00 | 025100 | 8.0 |
| | 1,058.00 | 017800 | 0.3 |
| | 1,060.00 | 000100 | 31.9 |
| | 1,100.00 | 002200 | 1.5 |
| | 1,200.00 | 000100 | 52.7 |
| | 1,200.00 | 024500 | 9.9 |
| | 1,200.00 | 025100 | 9.2 |
| | 1,210.00 | 000100 | 3.9 |
| | 1,210.00 | 025100 | 6.4 |
| | 1,246.00 | 026500 | 5.5 |
| | 1,250.00 | 021500 | 0.9 |
| | 1,300.00 | 000100 | 5.6 |
| | 1,300.00 | 017800 | 4.3 |
| | 1,329.21 | 000100 | 19.1 |
| | 1,400.00 | 000100 | 36.7 |
| | 1,400.00 | 021000 | 2.8 |
| | 1,400.00 | 024800 | 2.0 |
| | 1,400.00 | 025100 | 8.2 |
| | 1,400.00 | 025400 | 6.5 |
| | 1,400.00 | 027500 | 10.0 |
| | 1,400.00 | 027600 | 11.7 |
| | 1,500.00 | 025400 | 12.6 |
| | 1,600.00 | 000100 | 6.0 |
| | 1,600.00 | 017100 | 2.3 |
| | 1,600.00 | 024800 | 2.4 |
| | 2,000.00 | 000100 | 45.6 |
| | 2,000.00 | 022900 | 11.7 |
| Wtd. Avg. Base & Total Tons | 1,285.77 | | 418.5 |
| Cabernet Franc | 400.00 | 013600 | 3.0 |
| | 450.00 | 009300 | 30.6 |
| | 800.00 | 000100 | 86.2 |
| | 950.00 | 020900 | 8.0 |
| | 1,000.00 | 000100 | 17.1 |
| | 1,000.00 | 001900 | 3.0 |
| | 1,000.00 | 017400 | 6.9 |
| | 1,000.00 | 025100 | 1.0 |
| | 1,100.00 | 027450 | 2.9 |
| | 1,139.93 | 020800 | 4.0 |
| | 1,140.00 | 017800 | 7.3 |
| | 1,144.66 | 000100 | 1.8 |
| | 1,145.00 | 002200 | 2.1 |
| | 1,200.00 | 000100 | 5.6 |
| | 1,200.00 | 017900 | 1.4 |
| | 1,200.00 | 021500 | 0.5 |
| | 1,200.00 | 025100 | 0.5 |
| | 1,200.00 | 029720 | 11.0 |
| | 1,300.00 | 000100 | 5.0 |
| | 1,300.00 | 021000 | 2.1 |
| | 1,300.00 | 024800 | 4.8 |
| | 1,400.00 | 000100 | 3.7 |
| | 1,400.00 | 021000 | 2.2 |
| | 1,400.00 | 024300 | 5.3 |
| | 1,464.44 | 000100 | 27.9 |
| | 1,600.00 | 017900 | 6.5 |
| | 1,871.00 | 000100 | 7.2 |

TABLE 8: BASE PRICE PAID TO GROWERS FOR GRAPES CRUSHED AND DELIVERED TO CALIFORNIA PROCESSORS FROM THE 2005 CROP WITH BRIX FACTORS AND PURCHASED TONNAGE, BY TYPE, VARIETY, REPORTING DISTRICT WHERE GROWN, AND WEIGHTED AVERAGE BASE PRICE.

| District, Type, and Variety | Base Price Per Ton | Brix Factors | Tons | District, Type, and Variety | Base Price Per Ton | Brix Factors | Tons |
|--------------------------------|-----------------------|-----------------|---------|--------------------------------|-----------------------|-----------------|------|
| | Dollars | Code a/ | | | Dollars | Code a/ | |
| DISTRICT 10 (Cont'd.) | | | | Cinsaut * | 800.00 | 000100 | 2.7 |
| Cabernet Franc (Cont'd.) | 1,871.00 | 022700 | 21.7 | | 823.00 | 000100 | 0.3 |
| | | | | | 823.05 | 000100 | 0.3 |
| Wtd. Avg. Base & Total Tons | 1,071.77 | | 279.3 | Wtd. Avg. Base & Total Tons | 804.19 | | 3.3 |
| Cabernet Sauvignon | 400.00 | 009300 | 7.9 | Counoise | 1,400.00 | 000100 | 0.5 |
| | 600.00 | 000100 | 1.4 | | 1,600.00 | 000100 | 0.6 |
| | 650.00 | 054900 | 37.7 | Wtd. Avg. Base & Total Tons | 1,509.09 | | 1.1 |
| | 700.00 | 000100 | 79.5 | Dolcetto | 1,200.00 | 000100 | 0.3 |
| | 700.00 | 023500 | 4.1 | | 1,500.00 | 021000 | 0.6 |
| | 800.00 | 000100 | 47.7 | Wtd. Avg. Base & Total Tons | 1,400.00 | | 0.9 |
| | 800.00 | 021000 | 0.8 | Gamay (Napa) * | 1,500.00 | 000100 | 14.4 |
| | 900.00 | 000100 | 9.0 | Wtd. Avg. Base & Total Tons | 1,500.00 | | 14.4 |
| | 900.00 | 004210 | 1.3 | Grenache * | 600.00 | 000100 | 1.6 |
| | 961.33 | 024800 | 9.0 | | 900.00 | 000100 | 5.3 |
| | 1,000.00 | 000100 | 42.1 | | 900.00 | 021500 | 0.9 |
| | 1,000.00 | 017400 | 11.2 | | 987.80 | 002000 | 4.4 |
| | 1,000.00 | 021000 | 0.7 | | 1,000.00 | 000100 | 2.0 |
| | 1,000.00 | 021600 | 1.0 | | 1,000.00 | 024500 | 4.0 |
| | 1,000.00 | 024500 | 4.2 | | 1,066.00 | 025100 | 1.0 |
| | 1,000.00 | 025100 | 1.0 | | 1,066.41 | 000100 | 6.1 |
| | 1,006.00 | 017800 | 5.5 | | 1,100.00 | 029050 | 1.4 |
| | 1,006.24 | 000100 | 6.8 | | 1,200.00 | 000100 | 2.9 |
| | 1,006.56 | 000100 | 5.2 | | 1,200.00 | 024500 | 2.0 |
| | 1,050.00 | 000100 | 0.8 | | 1,200.00 | 027800 | 2.7 |
| | 1,100.00 | 000100 | 0.2 | | 1,250.00 | 000100 | 2.0 |
| | 1,100.00 | 017200 | 20.7 | | 1,279.69 | 022800 | 3.2 |
| | 1,100.00 | 027500 | 0.7 | | 1,300.00 | 003100 | 1.1 |
| | 1,122.66 | 024500 | 9.1 | | 1,400.00 | 000100 | 4.7 |
| | 1,146.23 | 000100 | 5.2 | | 1,400.00 | 024500 | 1.2 |
| | 1,147.50 | 000100 | 3.5 | | 1,400.00 | 024800 | 1.7 |
| | 1,150.00 | 001900 | 2.3 | | 1,500.00 | 000100 | 4.8 |
| | 1,200.00 | 000100 | 124.9 | | 1,500.00 | 017900 | 2.0 |
| | 1,200.00 | 002200 | 3.7 | | 1,500.00 | 021000 | 5.8 |
| | 1,200.00 | 017400 | 4.0 | | 1,500.00 | 024800 | 2.7 |
| | 1,200.00 | 021000 | 4.6 | | 1,600.00 | 000100 | 3.5 |
| | 1,200.00 | 024500 | 39.1 | | 1,600.00 | 018000 | 0.5 |
| | 1,200.00 | 024800 | 3.2 | | 1,650.00 | 000100 | 3.7 |
| | 1,200.00 | 025100 | 6.3 | | 1,800.00 | 000100 | 1.9 |
| | 1,250.00 | 000100 | 1.6 | | 1,800.00 | 021200 | 0.5 |
| | 1,273.54 | 019100 | 130.0 | Wtd. Avg. Base & Total Tons | 1,271.16 | | 73.6 |
| | 1,300.00 | 000100 | 8.1 | Malbec | 800.00 | 000100 | 1.2 |
| | 1,300.00 | 018000 | 2.9 | | 950.00 | 020900 | 1.4 |
| | 1,300.00 | 021000 | 1.7 | | 1,000.00 | 021000 | 2.1 |
| | 1,300.00 | 024500 | 17.5 | | 1,147.50 | 000100 | 0.5 |
| | 1,400.00 | 000100 | 32.4 | | 1,357.00 | 020900 | 2.8 |
| | 1,400.00 | 017900 | 4.3 | | 1,357.90 | 000100 | 2.0 |
| | 1,400.00 | 021500 | 2.0 | | 1,365.01 | 019100 | 3.3 |
| | 1,400.00 | 024800 | 3.0 | | 1,400.00 | 000100 | 1.3 |
| | 1,402.25 | 000100 | 55.9 | | 1,400.00 | 017800 | 0.4 |
| | 1,500.00 | 000100 | 15.9 | | 1,400.00 | 024300 | 1.0 |
| | 1,500.00 | 024300 | 37.4 | | 1,500.00 | 000100 | 3.3 |
| | 1,500.00 | 026800 | 2.0 | | 2,112.39 | 000100 | 1.8 |
| | 1,500.00 | 031400 | 0.8 | Wtd. Avg. Base & Total Tons | 1,351.47 | | 21.1 |
| | 1,650.00 | 000100 | 179.2 | Mataro * | 825.00 | 000100 | 36.2 |
| | 1,700.00 | 020800 | 1.7 | | 1,000.00 | 024500 | 10.2 |
| | 1,750.00 | 024500 | 2.0 | | 1,100.00 | 017900 | 4.9 |
| | 1,755.00 | 000100 | 46.3 | | 1,100.00 | 024500 | 2.7 |
| | 1,755.00 | 022700 | 25.6 | | 1,136.09 | 000100 | 7.5 |
| | 1,800.00 | 000100 | 2.7 | | 1,155.00 | 000100 | 2.0 |
| | 2,000.00 | 017200 | 6.4 | | 1,155.11 | 003100 | 3.0 |
| Wtd. Avg. Base & Total Tons | 1,260.02 | | 1,083.8 | | 1,160.00 | 000100 | 2.8 |
| Carignane | 800.00 | 020800 | 1.0 | | 1,160.00 | 021000 | 2.8 |
| | 1,000.00 | 000100 | 2.3 | | 1,160.00 | 025100 | 0.9 |
| | 1,200.00 | 000100 | 2.8 | | 1,200.00 | 021000 | 0.6 |
| | 2,000.00 | 017200 | 0.4 | | 1,300.00 | 000100 | 2.4 |
| Wtd. Avg. Base & Total Tons | 1,116.92 | | 6.5 | | 1,391.41 | 024500 | 2.0 |
| Charbono | 1,128.95 | 000100 | 5.6 | | 1,400.00 | 000100 | 6.0 |
| | 1,200.00 | 002600 | 2.0 | | 1,400.00 | 024500 | 2.1 |
| | 1,288.76 | 000100 | 1.5 | | | | |
| | 1,300.00 | 000100 | 1.0 | | | | |
| Wtd. Avg. Base & Total Tons | 1,183.69 | | 10.1 | | | | |

TABLE 8: BASE PRICE PAID TO GROWERS FOR GRAPES CRUSHED AND DELIVERED TO CALIFORNIA PROCESSORS FROM THE 2005 CROP WITH BRIX FACTORS AND PURCHASED TONNAGE, BY TYPE, VARIETY, REPORTING DISTRICT WHERE GROWN, AND WEIGHTED AVERAGE BASE PRICE.

| District, Type, and Variety | Base Price Per Ton | Brix Factors | Tons | District, Type, and Variety | Base Price Per Ton | Brix Factors | Tons |
|--------------------------------|-----------------------|-----------------|-----------------------------|--------------------------------|-----------------------------|-----------------|------|
| | Dollars | Code a/ | | | Dollars | Code a/ | |
| DISTRICT 10 (Cont'd.) | | | | | | | |
| Mataro * (Cont'd.) | 1,430.00 | 024500 | 1.2 | | 1,400.00 | 000100 | 2.4 |
| | 1,450.00 | 000100 | 2.4 | | 1,500.00 | 000100 | 11.4 |
| | 1,500.00 | 000100 | 17.2 | | 1,500.00 | 027800 | 0.5 |
| | 1,500.00 | 024800 | 13.3 | | 1,650.00 | 000100 | 13.3 |
| | 1,600.00 | 017900 | 2.0 | | 1,800.00 | 000100 | 1.1 |
| | 1,800.00 | 021200 | 0.6 | | 2,250.00 | 000100 | 0.7 |
| | 2,000.00 | 000100 | 1.4 | | | | |
| Wtd. Avg. Base & Total Tons | 1,177.53 | | 124.2 | Wtd. Avg. Base & Total Tons | 1,319.90 | | 43.9 |
| Merlot | 250.00 | 009300 | 6.4 | Petite Sirah | 700.00 | 020900 | 3.7 |
| | 420.00 | 000100 | 29.6 | | 800.00 | 000100 | 2.6 |
| | 500.00 | 000100 | 3.0 | | 900.00 | 020900 | 2.0 |
| | 565.00 | 000100 | 25.4 | | 1,000.00 | 021500 | 0.8 |
| | 650.00 | 054900 | 70.7 | | 1,000.00 | 024400 | 2.3 |
| | 700.00 | 000100 | 3.3 | | 1,100.00 | 000100 | 6.8 |
| | 700.00 | 024800 | 0.8 | | 1,100.00 | 029050 | 2.3 |
| | 750.00 | 000100 | 0.8 | | 1,200.00 | 000100 | 2.4 |
| | 800.00 | 000100 | 57.2 | | 1,200.00 | 021000 | 7.0 |
| | 800.00 | 024500 | 6.0 | | 1,200.00 | 028000 | 1.5 |
| | 950.00 | 020800 | 11.7 | | 1,250.00 | 000100 | 6.9 |
| | 1,000.00 | 000100 | 0.5 | | 1,350.00 | 000100 | 4.7 |
| | 1,000.00 | 017400 | 16.8 | | 1,392.57 | 019100 | 3.4 |
| | 1,000.00 | 029050 | 4.5 | | 1,400.00 | 000100 | 15.5 |
| | 1,100.00 | 000100 | 21.9 | | 1,400.00 | 024500 | 5.1 |
| | 1,100.00 | 017200 | 16.0 | | 1,400.00 | 024800 | 0.7 |
| | 1,100.00 | 017400 | 5.1 | | 1,400.00 | 027500 | 1.9 |
| | 1,123.00 | 000100 | 5.0 | | 1,438.59 | 000100 | 0.7 |
| | 1,123.00 | 017800 | 5.3 | | 1,450.00 | 017400 | 4.2 |
| | 1,123.31 | 022900 | 14.5 | | 1,455.00 | 000100 | 0.9 |
| | 1,123.31 | 024500 | 4.3 | | 1,466.91 | 024500 | 11.5 |
| | 1,130.60 | 019100 | 125.9 | | 1,500.00 | 000100 | 37.0 |
| | 1,146.00 | 025100 | 1.0 | | 1,500.00 | 021000 | 24.9 |
| | 1,146.82 | 000100 | 5.9 | | 1,500.00 | 025100 | 2.0 |
| | 1,151.01 | 000100 | 5.6 | | 1,500.00 | 027800 | 1.3 |
| | 1,200.00 | 000100 | 51.9 | | 1,600.00 | 000100 | 8.4 |
| | 1,200.00 | 025100 | 3.2 | | 1,609.06 | 000100 | 16.8 |
| | 1,250.00 | 021000 | 3.6 | | 1,800.00 | 017000 | 4.2 |
| | 1,300.00 | 000100 | 5.6 | | 1,800.00 | 024500 | 4.8 |
| | 1,300.00 | 022700 | 12.6 | | 1,800.00 | 070240 | 5.0 |
| | 1,300.00 | 070605 | 1.1 | | 2,000.00 | 017200 | 1.4 |
| | 1,350.00 | 021200 | 2.2 | | Wtd. Avg. Base & Total Tons | 1,434.32 | |
| 1,400.00 | 000100 | 0.8 | Pinot Noir | 822.41 | 000100 | 0.7 | |
| 1,400.00 | 017900 | 4.2 | | 950.00 | 020700 | 2.6 | |
| 1,429.01 | 000100 | 60.1 | | 1,200.00 | 000100 | 2.6 | |
| 1,500.00 | 000100 | 4.3 | 1,300.00 | 021000 | 3.2 | | |
| 2,000.00 | 000100 | 1.8 | Wtd. Avg. Base & Total Tons | 1,134.69 | | 9.1 | |
| Wtd. Avg. Base & Total Tons | 1,004.15 | | 598.6 | Pinotage | 1,000.00 | 021000 | 3.2 |
| Mission | 800.00 | 017400 | 4.0 | | 1,250.00 | 017600 | 3.7 |
| | 800.00 | 021500 | 1.0 | Wtd. Avg. Base & Total Tons | 1,134.06 | | 6.9 |
| | 800.00 | 027800 | 6.3 | Primitivo | 600.00 | 019500 | 14.0 |
| | 1,400.00 | 025400 | 1.9 | | 600.00 | 021500 | 2.2 |
| | 1,600.00 | 000100 | 1.5 | | 800.00 | 000100 | 3.0 |
| | 1,600.00 | 028300 | 5.2 | | 800.00 | 027600 | 1.0 |
| Wtd. Avg. Base & Total Tons | 1,126.63 | | 19.9 | | 1,000.00 | 000100 | 2.3 |
| | | | | | 1,000.00 | 002200 | 2.0 |
| Muscat Hamburg * | 700.00 | 017800 | 4.1 | 1,000.00 | 025100 | 2.2 | |
| | 1,470.00 | 000100 | 2.1 | 1,035.00 | 000100 | 10.3 | |
| Wtd. Avg. Base & Total Tons | 960.81 | | 6.2 | 1,050.00 | 000100 | 1.9 | |
| Nebbiolo | 700.00 | 000100 | 4.7 | 1,200.00 | 000100 | 55.9 | |
| | 800.00 | 024500 | 2.5 | 1,400.00 | 000100 | 2.2 | |
| | 1,200.00 | 024500 | 1.9 | Wtd. Avg. Base & Total Tons | 1,053.97 | | 97.0 |
| | 1,400.00 | 000100 | 5.0 | Sangiovese * | 400.00 | 009300 | 22.0 |
| | 2,000.00 | 021000 | 0.2 | | 800.00 | 020900 | 3.4 |
| Wtd. Avg. Base & Total Tons | 1,046.85 | | 14.3 | | 900.00 | 015800 | 0.5 |
| Petit Verdot | 700.00 | 000100 | 10.2 | | 900.00 | 021500 | 1.0 |
| | 800.00 | 000100 | 2.1 | | 900.00 | 024800 | 1.5 |
| | 1,000.00 | 017400 | 1.0 | | 950.00 | 020800 | 8.2 |
| | 1,147.50 | 000100 | 0.5 | 1,000.00 | 000100 | 4.5 | |
| | 1,200.00 | 029720 | 0.7 | 1,000.00 | 002200 | 0.5 | |
| | | | | 1,000.00 | 021600 | 0.5 | |
| | | | | 1,000.00 | 024500 | 2.0 | |
| | | | | 1,050.00 | 000100 | 3.2 | |

TABLE 8: BASE PRICE PAID TO GROWERS FOR GRAPES CRUSHED AND DELIVERED TO CALIFORNIA PROCESSORS FROM THE 2005 CROP WITH BRIX FACTORS AND PURCHASED TONNAGE, BY TYPE, VARIETY, REPORTING DISTRICT WHERE GROWN, AND WEIGHTED AVERAGE BASE PRICE.

| District, Type, and Variety | Base Price Per Ton | Brix Factors | Tons | District, Type, and Variety | Base Price Per Ton | Brix Factors | Tons |
|--------------------------------|-----------------------|-----------------|-------|--------------------------------|-----------------------|-----------------|---------|
| | Dollars | Code a/ | | | Dollars | Code a/ | |
| DISTRICT 10 (Cont'd.) | | | | | 1,167.94 | 000100 | 2.1 |
| | | | | | 1,168.00 | 000100 | 4.0 |
| | | | | | 1,200.00 | 000100 | 21.6 |
| Sangiovese * (Cont'd.) | 1,100.00 | 000100 | 10.5 | | 1,200.00 | 017900 | 1.2 |
| | 1,100.00 | 021000 | 5.1 | | 1,200.00 | 021500 | 1.6 |
| | 1,108.00 | 021000 | 6.4 | | 1,200.00 | 024500 | 60.2 |
| | 1,200.00 | 000100 | 37.1 | | 1,200.00 | 024800 | 11.1 |
| | 1,200.00 | 021000 | 3.1 | | 1,200.00 | 025100 | 7.4 |
| | 1,200.00 | 021500 | 4.2 | | 1,200.00 | 028100 | 2.0 |
| | 1,200.00 | 024500 | 9.4 | | 1,250.00 | 000100 | 3.4 |
| | 1,200.00 | 025100 | 10.0 | | 1,250.00 | 027600 | 5.2 |
| | 1,248.00 | 017800 | 4.4 | | 1,300.00 | 000100 | 13.4 |
| | 1,250.00 | 019300 | 4.3 | | 1,300.00 | 017800 | 8.2 |
| | 1,250.00 | 021000 | 4.3 | | 1,300.00 | 025100 | 3.7 |
| | 1,275.00 | 000100 | 5.2 | | 1,300.00 | 026500 | 2.1 |
| | 1,334.00 | 000100 | 4.2 | | 1,305.10 | 019100 | 57.0 |
| | 1,400.00 | 000100 | 6.9 | | 1,325.00 | 000100 | 4.5 |
| | 1,400.00 | 021500 | 2.6 | | 1,329.39 | 000100 | 38.9 |
| | 1,450.00 | 021000 | 10.8 | | 1,350.00 | 000100 | 38.2 |
| | 1,558.15 | 002000 | 4.5 | | 1,400.00 | 000100 | 11.3 |
| | 1,650.00 | 000100 | 11.9 | | 1,400.00 | 017200 | 1.7 |
| | 1,748.23 | 019100 | 19.9 | | 1,400.00 | 024500 | 7.1 |
| | 1,800.00 | 000100 | 2.2 | | 1,400.00 | 025100 | 3.3 |
| | 1,800.00 | 024500 | 8.3 | | 1,400.00 | 026500 | 12.6 |
| | | | | | 1,401.52 | 024500 | 1.8 |
| Wtd. Avg. Base & Total Tons | 1,219.46 | | 222.6 | | 1,470.20 | 019000 | 15.9 |
| | | | | | 1,500.00 | 000100 | 70.7 |
| Souzao | 700.00 | 022900 | 3.7 | | 1,500.00 | 017900 | 2.0 |
| | 1,200.00 | 000100 | 0.2 | | 1,500.00 | 024800 | 5.9 |
| | 1,200.00 | 021000 | 2.5 | | 1,523.86 | 000100 | 12.0 |
| | 2,100.00 | 000100 | 0.7 | | 1,591.00 | 000100 | 5.8 |
| | | | | | 1,600.00 | 002600 | 4.5 |
| Wtd. Avg. Base & Total Tons | 1,028.17 | | 7.1 | | 1,600.00 | 024500 | 2.2 |
| | | | | | 1,600.00 | 024800 | 2.5 |
| Syrah * | 400.00 | 064800 | 37.5 | | 1,600.00 | 025100 | 12.7 |
| | 500.00 | 000100 | 8.0 | | 1,600.00 | 027500 | 4.0 |
| | 500.00 | 056900 | 48.5 | | 1,650.00 | 000100 | 4.1 |
| | 550.00 | 000100 | 3.8 | | 1,658.00 | 025100 | 6.5 |
| | 550.00 | 013600 | 4.9 | | 1,766.24 | 022500 | 23.8 |
| | 600.00 | 000100 | 1.9 | | 1,800.00 | 000100 | 9.7 |
| | 650.00 | 000100 | 1.7 | | 1,800.00 | 017800 | 0.9 |
| | 738.00 | 024600 | 23.5 | | 1,800.00 | 017900 | 1.0 |
| | 750.00 | 000100 | 2.7 | | 1,800.00 | 021200 | 5.1 |
| | 750.00 | 024500 | 4.5 | | 1,871.00 | 000100 | 11.7 |
| | 800.00 | 000100 | 32.0 | | 1,871.00 | 022700 | 14.0 |
| | 800.00 | 013600 | 0.3 | | 2,000.00 | 020800 | 2.3 |
| | 800.00 | 021000 | 2.9 | | 2,000.00 | 021000 | 32.4 |
| | 800.00 | 022800 | 1.8 | | 2,000.00 | 024500 | 18.3 |
| | 800.00 | 024300 | 1.0 | | 2,200.00 | 000100 | 23.3 |
| | 800.00 | 024500 | 3.7 | | | | |
| | 800.00 | 025100 | 1.0 | | | | |
| | 800.00 | 029050 | 3.3 | Wtd. Avg. Base & Total Tons | 1,186.21 | | 1,137.8 |
| | 825.86 | 002000 | 8.6 | | | | |
| | 830.00 | 019000 | 99.8 | Tempranillo * | 800.00 | 000100 | 1.1 |
| | 850.00 | 000100 | 9.6 | | 1,000.00 | 000100 | 12.0 |
| | 850.00 | 022900 | 55.9 | | 1,100.00 | 027500 | 3.7 |
| | 850.00 | 024500 | 6.5 | | 1,200.00 | 000100 | 2.2 |
| | 875.00 | 024400 | 21.1 | | 1,200.00 | 017200 | 1.3 |
| | 900.00 | 000100 | 1.9 | | 1,200.00 | 021500 | 1.0 |
| | 900.00 | 023000 | 1.8 | | 1,250.00 | 025400 | 0.9 |
| | 950.00 | 000100 | 3.2 | | 1,400.00 | 000100 | 2.8 |
| | 1,000.00 | 000100 | 7.2 | | 1,400.00 | 024300 | 3.5 |
| | 1,000.00 | 021000 | 15.9 | | 1,500.00 | 000100 | 24.9 |
| | 1,000.00 | 021500 | 4.0 | | 1,800.00 | 023100 | 2.4 |
| | 1,000.00 | 024500 | 6.4 | | 2,100.00 | 000100 | 0.1 |
| | 1,000.00 | 025100 | 2.0 | Wtd. Avg. Base & Total Tons | 1,326.92 | | 55.9 |
| | 1,000.00 | 027800 | 11.9 | | | | |
| | 1,100.00 | 000100 | 6.4 | Tinta Cao | 700.00 | 022900 | 1.1 |
| | 1,100.00 | 013600 | 4.0 | | 1,000.00 | 000100 | 1.0 |
| | 1,100.00 | 017200 | 11.9 | | 1,000.00 | 011300 | 0.4 |
| | 1,100.00 | 021500 | 1.0 | | 1,000.00 | 013600 | 0.9 |
| | 1,100.00 | 024500 | 3.9 | | 1,000.00 | 025400 | 5.4 |
| | 1,130.00 | 000100 | 11.0 | | 1,200.00 | 021000 | 2.6 |
| | 1,130.00 | 003100 | 2.5 | | 1,200.00 | 027600 | 2.3 |
| | 1,130.92 | 000100 | 10.9 | | 1,250.00 | 000100 | 2.7 |
| | 1,150.00 | 000100 | 16.6 | | 1,250.00 | 025400 | 0.7 |
| | 1,157.00 | 000100 | 3.8 | | 1,600.00 | 000100 | 1.8 |
| | 1,165.00 | 017800 | 4.3 | | 2,100.00 | 000100 | 1.1 |
| | 1,165.05 | 021000 | 3.9 | Wtd. Avg. Base & Total Tons | 1,189.50 | | 20.0 |
| | 1,165.05 | 024800 | 3.9 | | | | |

TABLE 8: BASE PRICE PAID TO GROWERS FOR GRAPES CRUSHED AND DELIVERED TO CALIFORNIA PROCESSORS FROM THE 2005 CROP WITH BRIX FACTORS AND PURCHASED TONNAGE, BY TYPE, VARIETY, REPORTING DISTRICT WHERE GROWN, AND WEIGHTED AVERAGE BASE PRICE.

| District, Type, and Variety | Base Price Per Ton | Brix Factors | Tons | District, Type, and Variety | Base Price Per Ton | Brix Factors | Tons |
|--------------------------------|-----------------------|-----------------|-------|--------------------------------|-----------------------|-----------------|---------|
| | Dollars | Code a/ | | | Dollars | Code a/ | |
| DISTRICT 10 (Cont'd.) | | | | | 1,021.00 | 021000 | 9.1 |
| | | | | | 1,050.00 | 024300 | 2.0 |
| Touriga Francesca | 600.00 | 000100 | 1.0 | | 1,100.00 | 000100 | 97.7 |
| | | | | | 1,100.00 | 021000 | 5.0 |
| Wtd. Avg. Base & Total Tons | 600.00 | | 1.0 | | 1,100.00 | 024400 | 4.0 |
| | | | | | 1,100.00 | 024500 | 23.4 |
| Touriga Nacional * | 600.00 | 000100 | 0.5 | | 1,100.00 | 024800 | 8.7 |
| | 900.00 | 017400 | 3.0 | | 1,100.00 | 028100 | 0.5 |
| | 1,000.00 | 000100 | 1.0 | | 1,100.00 | 029300 | 7.7 |
| | 1,000.00 | 011300 | 0.4 | | 1,150.00 | 000100 | 7.3 |
| | 1,000.00 | 013600 | 0.9 | | 1,150.00 | 027800 | 2.3 |
| | 1,000.00 | 025400 | 1.8 | | 1,154.72 | 000100 | 62.8 |
| | 1,200.00 | 021000 | 3.3 | | 1,180.00 | 026500 | 88.0 |
| | 1,250.00 | 025400 | 1.3 | | 1,200.00 | 000100 | 207.8 |
| | 2,100.00 | 000100 | 1.5 | | 1,200.00 | 008800 | 3.2 |
| | | | | | 1,200.00 | 013600 | 17.7 |
| Wtd. Avg. Base & Total Tons | 1,155.84 | | 13.7 | | 1,200.00 | 017600 | 4.9 |
| | | | | | 1,200.00 | 021800 | 72.8 |
| Trousseau * | 1,200.00 | 021000 | 1.8 | | 1,200.00 | 022700 | 4.7 |
| | 2,100.00 | 000100 | 0.4 | | 1,200.00 | 024500 | 12.8 |
| | | | | | 1,200.00 | 024800 | 7.1 |
| Wtd. Avg. Base & Total Tons | 1,363.64 | | 2.2 | | 1,200.00 | 026500 | 14.7 |
| | | | | | 1,200.00 | 027800 | 2.1 |
| Zinfandel | 100.00 | 000100 | 15.7 | | 1,200.00 | 067957 | 8.8 |
| | 100.00 | 017400 | 1.0 | | 1,226.61 | 024500 | 16.2 |
| | 250.00 | 017000 | 207.2 | | 1,250.00 | 000100 | 30.1 |
| | 350.00 | 000100 | 512.2 | | 1,250.00 | 025400 | 84.4 |
| | 400.00 | 000100 | 73.2 | | 1,260.00 | 008800 | 4.0 |
| | 500.00 | 024300 | 1.0 | | 1,294.99 | 000100 | 49.7 |
| | 600.00 | 012900 | 1.4 | | 1,300.00 | 000100 | 12.5 |
| | 600.00 | 013600 | 5.8 | | 1,300.00 | 021200 | 4.7 |
| | 600.00 | 017000 | 285.6 | | 1,300.00 | 021800 | 4.7 |
| | 650.00 | 021100 | 3.5 | | 1,300.00 | 024800 | 5.4 |
| | 700.00 | 000100 | 32.4 | | 1,300.00 | 026700 | 7.1 |
| | 700.00 | 021100 | 3.3 | | 1,327.04 | 000100 | 12.7 |
| | 700.00 | 024500 | 60.2 | | 1,360.00 | 000100 | 5.5 |
| | 700.00 | 054900 | 65.8 | | 1,381.00 | 025400 | 62.1 |
| | 712.00 | 000100 | 10.2 | | 1,399.89 | 000100 | 77.9 |
| | 750.00 | 024500 | 75.6 | | 1,400.00 | 000100 | 19.9 |
| | 800.00 | 000100 | 18.4 | | 1,400.00 | 017900 | 2.1 |
| | 800.00 | 017900 | 4.0 | | 1,400.00 | 021000 | 42.5 |
| | 800.00 | 021500 | 2.0 | | 1,400.00 | 024500 | 3.2 |
| | 800.00 | 022900 | 34.0 | | 1,400.00 | 025400 | 66.7 |
| | 800.00 | 025100 | 17.7 | | 1,465.00 | 000100 | 28.6 |
| | 800.00 | 026800 | 1.9 | | 1,494.95 | 002000 | 6.5 |
| | 825.00 | 024500 | 4.7 | | 1,500.00 | 000100 | 11.9 |
| | 850.00 | 000100 | 236.0 | | 1,500.00 | 017400 | 15.7 |
| | 850.00 | 024500 | 11.0 | | 1,500.00 | 017900 | 1.0 |
| | 875.00 | 022900 | 91.0 | | 1,500.00 | 024500 | 10.6 |
| | 887.00 | 025100 | 1.5 | | 1,531.17 | 002000 | 36.9 |
| | 900.00 | 000100 | 473.0 | | 1,600.00 | 000100 | 75.4 |
| | 900.00 | 003100 | 0.9 | | 1,600.00 | 020800 | 45.6 |
| | 900.00 | 020900 | 24.9 | | 1,600.00 | 021500 | 4.4 |
| | 900.00 | 021800 | 11.3 | | 1,600.00 | 024500 | 4.0 |
| | 900.00 | 024500 | 92.8 | | 1,600.00 | 025100 | 3.8 |
| | 934.35 | 002000 | 8.2 | | 1,600.00 | 025400 | 32.5 |
| | 950.00 | 000100 | 405.9 | | 1,600.00 | 027500 | 8.0 |
| | 950.00 | 026500 | 19.3 | | 1,600.00 | 027800 | 5.6 |
| | 955.00 | 017800 | 11.0 | | 1,700.00 | 000100 | 8.2 |
| | 955.35 | 021200 | 17.3 | | 1,800.00 | 000100 | 66.0 |
| | 956.98 | 008800 | 5.0 | | 1,800.00 | 014500 | 34.5 |
| | 957.00 | 000100 | 92.5 | | 1,850.00 | 024500 | 4.4 |
| | 957.15 | 000100 | 8.0 | | 2,000.00 | 000100 | 27.1 |
| | 962.00 | 000100 | 0.7 | | 2,000.00 | 017200 | 2.8 |
| | 962.54 | 000100 | 19.4 | | 2,000.00 | 021000 | 213.5 |
| | 992.00 | 008800 | 3.0 | | 2,000.00 | 022900 | 38.3 |
| | 1,000.00 | 000100 | 58.3 | | 2,113.00 | 008800 | 14.5 |
| | 1,000.00 | 002200 | 1.0 | | 2,400.00 | 000100 | 2.3 |
| | 1,000.00 | 003200 | 4.0 | | 2,403.00 | 024500 | 21.1 |
| | 1,000.00 | 014500 | 4.5 | | 2,500.00 | 000100 | 8.4 |
| | 1,000.00 | 017400 | 2.4 | | | | |
| | 1,000.00 | 019100 | 91.4 | Wtd. Avg. Base & Total Tons | 998.60 | | 5,276.1 |
| | 1,000.00 | 021000 | 16.1 | | | | |
| | 1,000.00 | 022500 | 1.2 | Other Red b/ | 900.00 | 000100 | 0.6 |
| | 1,000.00 | 022900 | 9.6 | | 1,250.00 | 025400 | 0.7 |
| | 1,000.00 | 024500 | 67.6 | | 1,300.00 | 000100 | 1.9 |
| | 1,000.00 | 025400 | 7.2 | | 2,160.00 | 000100 | 0.8 |
| | 1,000.00 | 026500 | 119.8 | Wtd. Avg. Base & Total Tons | 1,403.25 | | 4.0 |
| | 1,000.00 | 027600 | 5.4 | | | | |

TABLE 8: BASE PRICE PAID TO GROWERS FOR GRAPES CRUSHED AND DELIVERED TO CALIFORNIA PROCESSORS FROM THE 2005 CROP WITH BRIX FACTORS AND PURCHASED TONNAGE, BY TYPE, VARIETY, REPORTING DISTRICT WHERE GROWN, AND WEIGHTED AVERAGE BASE PRICE.

| District, Type, and Variety | Base Price Per Ton | Brix Factors | Tons |
|--------------------------------|-----------------------|-----------------|------|
| | Dollars | Code a/ | |

| District, Type, and Variety | Base Price Per Ton | Brix Factors | Tons |
|--------------------------------|-----------------------|-----------------|------|
| | Dollars | Code a/ | |

DISTRICT 11

TABLE GRAPES

| | | | |
|-----------------------------|--------|--------|---------|
| Flame Tokay | 150.00 | 000300 | 1,243.9 |
| Wtd. Avg. Base & Total Tons | 150.00 | | 1,243.9 |

WINE GRAPES (WHITE)

| | | | |
|-----------------------------|---------|--------|----------|
| Burger * | 100.00 | 000100 | 1,171.2 |
| | 150.00 | 000100 | 970.8 |
| | 200.00 | 000100 | 2,972.6 |
| | 200.00 | 000300 | 647.7 |
| | 200.00 | 009300 | 141.2 |
| Wtd. Avg. Base & Total Tons | 171.94 | | 5,903.5 |
| Chardonnay * | 3.50 c/ | 032200 | 100.7 |
| | 100.00 | 000100 | 437.7 |
| | 100.00 | 001700 | 159.0 |
| | 150.00 | 002000 | 81.1 |
| | 175.00 | 000100 | 102.0 |
| | 200.00 | 000100 | 320.9 |
| | 200.00 | 001700 | 1,217.3 |
| | 200.00 | 002000 | 801.9 |
| | 200.00 | 015300 | 846.5 |
| | 200.00 | 042900 | 13.3 |
| | 200.00 | 049300 | 30.7 |
| | 225.00 | 002000 | 552.5 |
| | 225.00 | 015300 | 4,944.3 |
| | 225.00 | 047200 | 338.0 |
| | 225.00 | 047400 | 465.7 |
| | 250.00 | 000100 | 4,150.3 |
| | 300.00 | 000100 | 1,287.0 |
| | 300.00 | 002000 | 695.7 |
| | 300.00 | 002200 | 72.6 |
| | 300.00 | 013600 | 232.4 |
| | 300.00 | 015150 | 717.8 |
| | 300.00 | 015300 | 5,682.1 |
| | 300.00 | 017200 | 19.8 |
| | 300.00 | 019000 | 7,958.1 |
| | 300.00 | 046000 | 139.3 |
| | 300.00 | 047200 | 230.7 |
| | 300.00 | 048000 | 65.4 |
| | 325.00 | 009300 | 315.8 |
| | 335.12 | 017200 | 403.5 |
| | 350.00 | 000100 | 4,438.0 |
| | 350.00 | 002000 | 93.8 |
| | 350.00 | 064800 | 434.6 |
| | 375.00 | 000100 | 519.5 |
| | 375.00 | 015300 | 371.1 |
| | 400.00 | 000100 | 5,048.7 |
| | 400.00 | 013400 | 50.2 |
| | 400.00 | 015300 | 151.3 |
| | 400.00 | 017000 | 2,938.5 |
| | 400.00 | 017800 | 148.2 |
| | 400.00 | 018800 | 5,954.3 |
| | 400.00 | 019500 | 2.9 |
| | 400.00 | 043900 | 2,440.7 |
| | 400.00 | 046000 | 1,516.0 |
| | 403.82 | 017200 | 1,515.7 |
| | 425.00 | 018800 | 2,080.5 |
| | 450.00 | 000100 | 588.1 |
| | 450.00 | 002000 | 20,570.8 |
| | 450.00 | 015300 | 1,296.6 |
| | 450.00 | 017000 | 2,955.8 |
| | 450.00 | 017200 | 20.6 |
| | 450.00 | 022600 | 262.5 |
| | 450.00 | 042800 | 97.4 |
| | 450.00 | 042900 | 552.6 |
| | 450.00 | 043900 | 611.0 |
| | 450.00 | 046000 | 1,398.7 |
| | 450.00 | 048000 | 832.5 |
| | 450.00 | 049300 | 1,929.6 |
| | 475.00 | 017000 | 435.5 |
| | 475.00 | 047800 | 118.2 |
| | 483.14 | 017200 | 238.0 |
| | 500.00 | 000100 | 3,625.6 |

| | | | |
|-----------------------------|-----------|--------|-----------|
| | 500.00 | 017000 | 689.8 |
| | 500.00 | 024500 | 5.0 |
| | 500.00 | 041700 | 1,420.8 |
| | 500.00 | 042900 | 4,503.1 |
| | 500.00 | 043900 | 8,659.5 |
| | 500.00 | 046000 | 5,061.8 |
| | 500.00 | 047200 | 378.0 |
| | 500.00 | 047400 | 1,400.0 |
| | 500.00 | 049300 | 14,104.5 |
| | 500.00 | 052500 | 298.3 |
| | 500.00 | 056900 | 772.9 |
| | 525.00 | 042900 | 3,624.5 |
| | 525.00 | 049300 | 4,894.7 |
| | 550.00 | 047200 | 1,998.1 |
| | 550.00 | 049300 | 969.1 |
| | 600.00 | 000100 | 470.5 |
| | 650.00 | 000100 | 529.7 |
| | 650.00 | 017200 | 574.5 |
| | 700.00 | 000100 | 615.9 |
| | 764.45 | 000100 | 142.5 |
| | 769.81 | 015900 | 359.2 |
| | 800.00 | 000100 | 41.4 |
| | 995.00 | 018800 | 176.2 |
| | 1,000.00 | 000100 | 12.5 |
| Wtd. Avg. Base & Total Tons | 423.92 d/ | | 147,322.1 |
| Chenin Blanc | 250.00 | 000100 | 3,226.5 |
| | 275.00 | 036500 | 93.3 |
| | 275.00 | 037900 | 632.3 |
| | 450.00 | 000100 | 92.8 |
| | 640.00 | 013600 | 1.2 |
| Wtd. Avg. Base & Total Tons | 259.19 | | 4,046.1 |
| French Colombard | 100.00 | 000100 | 20.4 |
| | 225.00 | 000100 | 1,737.8 |
| | 225.00 | 034600 | 322.6 |
| | 250.00 | 009300 | 95.8 |
| | 275.00 | 000100 | 160.9 |
| | 275.00 | 040700 | 4,657.7 |
| Wtd. Avg. Base & Total Tons | 259.42 | | 6,995.2 |
| Gewurztraminer | 458.87 | 000100 | 56.7 |
| | 650.00 | 009300 | 44.3 |
| Wtd. Avg. Base & Total Tons | 542.70 | | 101.0 |
| Malvasia Bianca * | 250.00 | 000100 | 482.4 |
| | 300.00 | 000100 | 2,983.3 |
| | 350.00 | 007900 | 10.6 |
| Wtd. Avg. Base & Total Tons | 293.21 | | 3,476.3 |
| Marsanne | 700.00 | 021000 | 1.8 |
| | 800.00 | 017800 | 5.1 |
| | 1,000.00 | 000100 | 0.5 |
| Wtd. Avg. Base & Total Tons | 789.19 | | 7.4 |
| Muscat Blanc * | 200.00 | 000100 | 77.1 |
| | 400.00 | 009300 | 46.9 |
| | 450.00 | 017600 | 26.6 |
| | 500.00 | 000100 | 10.0 |
| | 500.00 | 042900 | 139.6 |
| | 600.00 | 000100 | 31.1 |
| | 700.00 | 000100 | 21.1 |
| Wtd. Avg. Base & Total Tons | 438.08 | | 352.4 |
| Muscat Orange | 500.00 | 042900 | 342.3 |
| | 550.00 | 009300 | 45.8 |
| | 685.00 | 017600 | 47.0 |
| Wtd. Avg. Base & Total Tons | 525.25 | | 435.1 |
| Palomino * | 300.00 | 009300 | 117.6 |
| Wtd. Avg. Base & Total Tons | 300.00 | | 117.6 |

TABLE 8: BASE PRICE PAID TO GROWERS FOR GRAPES CRUSHED AND DELIVERED TO CALIFORNIA PROCESSORS FROM THE 2005 CROP WITH BRIX FACTORS AND PURCHASED TONNAGE, BY TYPE, VARIETY, REPORTING DISTRICT WHERE GROWN, AND WEIGHTED AVERAGE BASE PRICE.

| District, Type, and Variety | Base Price Per Ton | Brix Factors | Tons |
|--------------------------------|-----------------------|-----------------|------|
| | Dollars | Code a/ | |

| District, Type, and Variety | Base Price Per Ton | Brix Factors | Tons |
|--------------------------------|-----------------------|-----------------|------|
| | Dollars | Code a/ | |

DISTRICT 11 (Cont'd.)

| | | | |
|-----------------------------|----------|--------|----------|
| Pinot Gris * | 250.00 | 009300 | 85.8 |
| | 300.00 | 001400 | 123.0 |
| | 350.00 | 042900 | 207.7 |
| | 400.00 | 000100 | 6,192.6 |
| | 400.00 | 019300 | 0.9 |
| | 450.00 | 034600 | 173.8 |
| | 500.00 | 000100 | 263.0 |
| | 500.00 | 010650 | 265.9 |
| | 500.00 | 042900 | 4,849.2 |
| | 500.00 | 046000 | 446.6 |
| | 508.82 | 000100 | 217.4 |
| | 508.82 | 034600 | 1,451.0 |
| | 525.00 | 015800 | 202.1 |
| | 525.00 | 042900 | 56.4 |
| | 550.00 | 015700 | 181.2 |
| | 550.00 | 017000 | 770.5 |
| | 600.00 | 000100 | 411.6 |
| | 600.00 | 013100 | 17.4 |
| | 600.00 | 017000 | 170.4 |
| | 600.00 | 041700 | 760.7 |
| | 600.00 | 046450 | 528.1 |
| | 650.00 | 013100 | 125.0 |
| | 650.00 | 034600 | 73.4 |
| | 650.00 | 038700 | 188.8 |
| | 800.00 | 019300 | 10.8 |
| | 850.00 | 000100 | 382.2 |
| | 850.00 | 020800 | 143.9 |
| | 865.00 | 000100 | 52.7 |
| | 900.00 | 000100 | 40.3 |
| | 950.00 | 000100 | 21.8 |
| | 1,000.00 | 017200 | 4.6 |
| | 1,000.00 | 021000 | 24.0 |
| Wtd. Avg. Base & Total Tons | 492.26 | | 18,442.8 |
| Roussanne | 800.00 | 017800 | 10.1 |
| | 1,000.00 | 000100 | 2.6 |
| Wtd. Avg. Base & Total Tons | 840.94 | | 12.7 |
| Sauvignon Blanc | 3.50 c/ | 032200 | 222.1 |
| | 200.00 | 000100 | 3.5 |
| | 250.00 | 013600 | 55.7 |
| | 300.00 | 042410 | 908.4 |
| | 300.00 | 044400 | 106.9 |
| | 350.00 | 000100 | 39.3 |
| | 350.00 | 001000 | 340.8 |
| | 350.00 | 009300 | 115.3 |
| | 350.00 | 015500 | 294.4 |
| | 350.00 | 039800 | 962.8 |
| | 350.00 | 040800 | 612.0 |
| | 400.00 | 013100 | 935.3 |
| | 400.00 | 042400 | 355.9 |
| | 425.00 | 016800 | 213.9 |
| | 450.00 | 000100 | 1,798.3 |
| | 450.00 | 001000 | 459.4 |
| | 450.00 | 012175 | 488.2 |
| | 450.00 | 017000 | 1,643.4 |
| | 450.00 | 064800 | 102.2 |
| | 452.09 | 013100 | 264.5 |
| | 458.90 | 041700 | 14.7 |
| | 500.00 | 000100 | 798.0 |
| | 500.00 | 013100 | 124.9 |
| | 500.00 | 015500 | 356.5 |
| | 500.00 | 015800 | 65.6 |
| | 500.00 | 016800 | 283.8 |
| | 500.00 | 017200 | 25.1 |
| | 500.00 | 038700 | 1,262.9 |
| | 500.00 | 039800 | 4,499.6 |
| | 500.00 | 040800 | 7,066.5 |
| | 500.00 | 042400 | 1,013.2 |
| | 600.00 | 000100 | 21.1 |
| | 600.00 | 013600 | 104.8 |
| | 750.00 | 019100 | 10.2 |
| | 800.00 | 000100 | 12.2 |
| | 800.00 | 017000 | 8.0 |

| | | | |
|-----------------------------|-----------|--------|----------|
| | 933.93 | 000100 | 159.6 |
| Wtd. Avg. Base & Total Tons | 466.10 d/ | | 25,749.0 |
| Semillon | 200.00 | 039800 | 1.8 |
| | 225.00 | 009300 | 167.1 |
| | 450.00 | 039800 | 2,029.3 |
| Wtd. Avg. Base & Total Tons | 432.69 | | 2,198.2 |
| St. Emilion * | 400.00 | 019100 | 1.1 |
| Wtd. Avg. Base & Total Tons | 400.00 | | 1.1 |
| Symphony | 350.00 | 000100 | 224.2 |
| | 400.00 | 000100 | 764.4 |
| | 400.00 | 009300 | 81.8 |
| | 400.00 | 013200 | 115.5 |
| | 400.00 | 015500 | 301.0 |
| | 700.00 | 017400 | 0.7 |
| | 800.00 | 000100 | 11.0 |
| Wtd. Avg. Base & Total Tons | 395.60 | | 1,498.6 |
| Tocai Friulano | 200.00 | 034120 | 182.3 |
| Wtd. Avg. Base & Total Tons | 200.00 | | 182.3 |
| Verdelho | 1,000.00 | 000100 | 12.8 |
| | 1,000.00 | 017200 | 24.3 |
| | 1,100.00 | 000100 | 43.0 |
| | 1,100.00 | 013600 | 4.8 |
| | 1,100.00 | 022900 | 2.2 |
| Wtd. Avg. Base & Total Tons | 1,057.41 | | 87.1 |
| Viognier | 400.00 | 000100 | 571.6 |
| | 400.00 | 019100 | 5.9 |
| | 450.00 | 064800 | 111.7 |
| | 475.00 | 000100 | 127.9 |
| | 500.00 | 009300 | 50.0 |
| | 500.00 | 022700 | 111.5 |
| | 500.00 | 070400 | 440.2 |
| | 505.92 | 022900 | 58.1 |
| | 525.00 | 022900 | 21.5 |
| | 525.00 | 054900 | 1,484.4 |
| | 550.00 | 000100 | 106.6 |
| | 600.00 | 000100 | 109.0 |
| | 600.00 | 064800 | 282.4 |
| | 650.00 | 030850 | 4.6 |
| | 700.00 | 017800 | 106.9 |
| | 721.19 | 022900 | 50.8 |
| | 742.40 | 022900 | 361.7 |
| | 750.00 | 000100 | 1.0 |
| | 800.00 | 000100 | 20.0 |
| | 800.00 | 017200 | 13.8 |
| | 800.00 | 021000 | 4.6 |
| | 800.00 | 024800 | 17.5 |
| | 1,000.00 | 000100 | 13.4 |
| | 1,000.00 | 017400 | 6.3 |
| | 1,000.00 | 017600 | 3.1 |
| | 1,000.00 | 027500 | 6.2 |
| | 1,100.00 | 000100 | 3.3 |
| | 1,200.00 | 000100 | 106.4 |
| | 1,200.00 | 030600 | 1.7 |
| | 1,600.00 | 000100 | 0.5 |
| Wtd. Avg. Base & Total Tons | 558.69 | | 4,202.6 |
| White Riesling * | 400.00 | 000100 | 4.5 |
| Wtd. Avg. Base & Total Tons | 400.00 | | 4.5 |
| Other White b/ | 400.00 | 000100 | 2.0 |
| | 1,100.00 | 000100 | 4.0 |
| Wtd. Avg. Base & Total Tons | 866.67 | | 6.0 |

TABLE 8: BASE PRICE PAID TO GROWERS FOR GRAPES CRUSHED AND DELIVERED TO CALIFORNIA PROCESSORS FROM THE 2005 CROP WITH BRIX FACTORS AND PURCHASED TONNAGE, BY TYPE, VARIETY, REPORTING DISTRICT WHERE GROWN, AND WEIGHTED AVERAGE BASE PRICE.

| District, Type, and Variety | Base Price Per Ton | Brix Factors | Tons | District, Type, and Variety | Base Price Per Ton | Brix Factors | Tons |
|--------------------------------|-----------------------|-----------------|----------|--------------------------------|-----------------------|-----------------|----------|
| | Dollars | Code a/ | | | Dollars | Code a/ | |
| DISTRICT 11 (Cont'd.) | | | | | | | |
| WINE GRAPES (RED) | | | | | | | |
| Alicante Bouschet * | 225.00 | 000100 | 232.6 | | 275.00 | 000100 | 899.0 |
| | 300.00 | 017200 | 39.2 | | 275.00 | 009300 | 304.2 |
| | 325.00 | 000100 | 47.2 | | 275.00 | 024300 | 31.2 |
| | 350.00 | 002200 | 60.0 | | 285.00 | 024300 | 101.7 |
| | 650.00 | 000100 | 26.7 | | 300.00 | 000100 | 3,381.2 |
| | 800.00 | 017600 | 2.0 | | 300.00 | 010700 | 154.5 |
| | 825.00 | 000100 | 23.5 | | 300.00 | 017000 | 597.7 |
| | 1,500.00 | 000100 | 7.0 | | 300.00 | 046000 | 97.7 |
| | 1,500.00 | 014500 | 17.7 | | 306.41 | 056800 | 1,420.2 |
| | 1,500.00 | 019100 | 9.4 | | 325.00 | 002600 | 3,878.1 |
| | | | | | 325.00 | 022600 | 3,196.8 |
| | | | | | 325.00 | 064800 | 818.0 |
| | | | | | 325.00 | 066118 | 12,541.8 |
| | | | | | 345.00 | 000100 | 440.5 |
| | | | | | 350.00 | 000100 | 284.6 |
| | | | | | 350.00 | 016800 | 162.2 |
| Wtd. Avg. Base & Total Tons | 408.18 | | 465.3 | | 350.00 | 018250 | 227.6 |
| | | | | | 350.00 | 019000 | 45.6 |
| Alvarelhao | 700.00 | 022900 | 1.0 | | 350.00 | 020800 | 106.5 |
| | 950.00 | 000100 | 3.9 | | 350.00 | 022600 | 172.1 |
| | 950.00 | 013600 | 1.1 | | 350.00 | 064800 | 1,307.5 |
| | 950.00 | 024500 | 2.0 | | 374.58 | 013200 | 15.6 |
| | 950.00 | 070400 | 6.8 | | 375.00 | 000100 | 4,762.3 |
| | 1,100.00 | 002200 | 0.2 | | 375.00 | 017000 | 734.5 |
| | | | | | 380.00 | 054900 | 2,459.5 |
| Wtd. Avg. Base & Total Tons | 935.33 | | 15.0 | | 380.00 | 056900 | 5,729.2 |
| | | | | | 385.00 | 017200 | 121.7 |
| Barbera | 100.00 | 002200 | 154.1 | | 400.00 | 000100 | 2,618.2 |
| | 375.00 | 022900 | 77.7 | | 400.00 | 002600 | 1,084.0 |
| | 400.00 | 002200 | 114.2 | | 400.00 | 017000 | 266.7 |
| | 400.00 | 017000 | 20.4 | | 400.00 | 040100 | 96.2 |
| | 400.00 | 062800 | 72.0 | | 400.00 | 041700 | 531.7 |
| | 499.56 | 022900 | 76.3 | | 400.00 | 043900 | 189.2 |
| | 500.00 | 000100 | 2.0 | | 400.00 | 044900 | 53.0 |
| | 500.00 | 017200 | 26.6 | | 400.00 | 046000 | 3,195.0 |
| | 500.00 | 022900 | 25.9 | | 400.00 | 047300 | 72.7 |
| | 500.00 | 052050 | 402.0 | | 400.00 | 054200 | 504.7 |
| | 500.00 | 052500 | 78.3 | | 400.00 | 054300 | 302.7 |
| | 550.00 | 054900 | 596.4 | | 400.00 | 056900 | 790.4 |
| | 600.00 | 000100 | 3.4 | | 400.00 | 064800 | 1,496.9 |
| | 600.00 | 019100 | 10.6 | | 407.88 | 020800 | 871.6 |
| | 1,200.00 | 000100 | 6.6 | | 424.41 | 020800 | 898.1 |
| | | | | | 424.85 | 000100 | 798.4 |
| Wtd. Avg. Base & Total Tons | 466.27 | | 1,666.5 | | 425.00 | 000100 | 257.6 |
| | | | | | 425.00 | 022900 | 39.7 |
| Cabernet Franc | 100.00 | 002200 | 859.4 | | 432.59 | 022900 | 67.7 |
| | 200.00 | 056800 | 170.8 | | 450.00 | 000100 | 727.9 |
| | 250.00 | 000100 | 1,596.8 | | 450.00 | 015900 | 1,026.6 |
| | 350.00 | 009300 | 88.3 | | 450.00 | 019100 | 73.8 |
| | 375.00 | 024300 | 3,194.5 | | 450.00 | 019300 | 339.2 |
| | 450.00 | 000100 | 20.0 | | 450.00 | 020600 | 59.3 |
| | 450.00 | 019100 | 50.3 | | 450.00 | 022600 | 106.2 |
| | 450.00 | 022900 | 55.9 | | 450.00 | 022900 | 155.2 |
| | 450.00 | 046000 | 600.1 | | 450.00 | 047300 | 1,325.0 |
| | 450.00 | 052500 | 245.7 | | 450.00 | 052500 | 3,472.5 |
| | 450.00 | 054900 | 63.0 | | 450.00 | 054300 | 901.4 |
| | 650.00 | 017800 | 26.3 | | 450.00 | 054900 | 4,773.2 |
| | 725.00 | 019100 | 15.5 | | 450.00 | 064800 | 1,671.4 |
| | 800.00 | 000100 | 2.2 | | 475.00 | 054200 | 438.8 |
| | 1,600.00 | 025100 | 5.0 | | 480.00 | 047300 | 105.0 |
| | | | | | 484.62 | 020800 | 174.4 |
| Wtd. Avg. Base & Total Tons | 322.00 | | 6,993.8 | | 500.00 | 000100 | 111.5 |
| | | | | | 500.00 | 017000 | 390.8 |
| Cabernet Sauvignon | 100.00 | 000100 | 622.7 | | 500.00 | 021000 | 40.3 |
| | 100.00 | 002200 | 10,032.2 | | 500.00 | 041700 | 3,092.5 |
| | 100.00 | 002600 | 2,290.2 | | 500.00 | 047300 | 2,900.1 |
| | 100.00 | 013400 | 511.2 | | 500.00 | 054900 | 1,814.5 |
| | 100.00 | 017000 | 92.3 | | 500.00 | 064800 | 644.6 |
| | 100.00 | 038300 | 90.5 | | 525.00 | 054900 | 4,055.3 |
| | 100.00 | 045600 | 90.2 | | 533.87 | 022900 | 361.6 |
| | 100.00 | 047300 | 1,030.0 | | 550.00 | 000100 | 105.3 |
| | 200.00 | 000100 | 41.4 | | 550.00 | 054900 | 7,055.1 |
| | 200.00 | 016800 | 1,318.4 | | 600.00 | 000100 | 211.0 |
| | 200.00 | 022600 | 105.9 | | 650.00 | 000100 | 590.0 |
| | 225.00 | 000100 | 27.9 | | 650.00 | 017800 | 111.0 |
| | 225.00 | 002200 | 1,253.6 | | 700.00 | 000100 | 385.2 |
| | 225.00 | 013600 | 198.3 | | 700.00 | 013600 | 238.9 |
| | 225.00 | 022600 | 590.6 | | 700.00 | 017600 | 5.2 |
| | 235.00 | 000100 | 145.8 | | 716.44 | 017200 | 268.8 |
| | 250.00 | 000100 | 17,884.1 | | 740.00 | 020800 | 64.6 |

TABLE 8: BASE PRICE PAID TO GROWERS FOR GRAPES CRUSHED AND DELIVERED TO CALIFORNIA PROCESSORS FROM THE 2005 CROP WITH BRIX FACTORS AND PURCHASED TONNAGE, BY TYPE, VARIETY, REPORTING DISTRICT WHERE GROWN, AND WEIGHTED AVERAGE BASE PRICE.

| District, Type, and Variety | Base Price Per Ton | Brix Factors | Tons | District, Type, and Variety | Base Price Per Ton | Brix Factors | Tons |
|--------------------------------|-----------------------|-----------------|-----------|--------------------------------|-----------------------|-----------------|---------|
| | Dollars | Code a/ | | | Dollars | Code a/ | |
| DISTRICT 11 (Cont'd.) | | | | | 600.00 | 019100 | 1.7 |
| | | | | | 700.00 | 017400 | 4.0 |
| | | | | | 800.00 | 017600 | 2.0 |
| Cabernet Sauvignon (Cont'd.) | 742.10 | 000100 | 27.5 | | 950.00 | 000100 | 3.7 |
| | 750.00 | 014500 | 220.5 | | 950.00 | 025100 | 1.0 |
| | 800.00 | 000100 | 37.2 | | 950.00 | 070400 | 6.2 |
| | 800.00 | 013600 | 41.3 | | 1,000.00 | 000100 | 8.3 |
| | 960.00 | 013600 | 1.1 | | 1,200.00 | 000100 | 2.2 |
| | 1,000.00 | 026500 | 73.6 | | | | |
| | 1,150.00 | 020700 | 341.1 | Wtd. Avg. Base & Total Tons | 503.93 | | 245.6 |
| | 1,175.00 | 000100 | 174.8 | Malbec | 100.00 | 002200 | 296.8 |
| | 1,200.00 | 000100 | 105.2 | | 200.00 | 054900 | 5.4 |
| | 1,207.50 | 020100 | 155.2 | | 300.00 | 019000 | 973.9 |
| | 1,496.17 | 017600 | 4.7 | | 350.00 | 000100 | 20.0 |
| | 1,500.00 | 024800 | 2.0 | | 464.09 | 056900 | 559.5 |
| Wtd. Avg. Base & Total Tons | 356.32 | | 133,431.7 | | 500.00 | 046000 | 528.1 |
| | | | | | 500.00 | 054900 | 657.3 |
| Carignane | 250.00 | 000100 | 3.6 | | 525.00 | 054900 | 262.4 |
| | 250.00 | 046000 | 386.4 | | 550.00 | 054900 | 279.3 |
| | 275.00 | 009300 | 107.1 | | 600.00 | 024500 | 36.8 |
| | 325.00 | 046000 | 491.3 | | 600.00 | 067980 | 156.9 |
| | 350.00 | 017200 | 16.6 | | 603.46 | 022900 | 38.1 |
| | 350.00 | 056900 | 135.0 | | 626.90 | 022900 | 54.1 |
| | 368.76 | 019100 | 75.5 | | 700.00 | 067958 | 15.3 |
| | 400.00 | 017200 | 3.7 | | 750.00 | 019100 | 11.4 |
| | 400.00 | 017800 | 24.7 | | 800.00 | 017600 | 4.0 |
| | 400.00 | 056900 | 61.3 | | 900.00 | 000100 | 4.4 |
| | 450.00 | 000100 | 18.6 | | 950.00 | 021500 | 3.6 |
| | 450.00 | 020600 | 54.0 | Wtd. Avg. Base & Total Tons | 429.10 | | 3,907.3 |
| | 450.00 | 046000 | 87.1 | Mataro * | 400.00 | 000100 | 18.0 |
| | 500.00 | 000100 | 350.8 | | 500.00 | 000100 | 2.1 |
| | 500.00 | 017000 | 295.4 | | 550.00 | 060000 | 76.0 |
| | 500.00 | 017600 | 6.0 | | 650.00 | 000100 | 2.1 |
| | 500.00 | 020800 | 9.1 | | 700.00 | 017400 | 2.0 |
| | 516.79 | 022900 | 102.6 | | 800.00 | 017800 | 12.9 |
| | 550.00 | 000100 | 72.3 | | 950.00 | 000100 | 3.0 |
| | 600.00 | 000100 | 11.1 | | 1,000.00 | 000100 | 5.9 |
| | 600.00 | 024300 | 7.5 | Wtd. Avg. Base & Total Tons | 589.22 | | 122.0 |
| | 600.00 | 056900 | 94.4 | Merlot | 100.00 | 002200 | 4,689.4 |
| | 650.00 | 000100 | 11.6 | | 100.00 | 002300 | 664.3 |
| | 750.00 | 000100 | 105.4 | | 100.00 | 002600 | 925.8 |
| Wtd. Avg. Base & Total Tons | 416.06 | | 2,531.1 | | 100.00 | 045600 | 115.3 |
| | | | | | 175.00 | 000100 | 427.2 |
| Charbono | 650.00 | 000100 | 1.9 | | 200.00 | 000100 | 364.9 |
| Wtd. Avg. Base & Total Tons | 650.00 | | 1.9 | | 200.00 | 019000 | 313.6 |
| | | | | | 200.00 | 020600 | 492.0 |
| Cinsaut * | 200.00 | 000100 | 26.4 | | 200.00 | 054900 | 24.3 |
| | 550.00 | 017800 | 44.5 | | 225.00 | 009300 | 103.2 |
| | 600.00 | 019100 | 3.3 | | 350.00 | 000100 | 7,079.8 |
| | 800.00 | 022700 | 41.7 | | 350.00 | 019000 | 30.7 |
| | 900.00 | 000100 | 2.2 | | 350.00 | 056900 | 470.4 |
| Wtd. Avg. Base & Total Tons | 567.95 | | 118.1 | | 400.00 | 000100 | 5,245.2 |
| | | | | | 400.00 | 017000 | 351.1 |
| Dolcetto | 350.00 | 000100 | 3.0 | | 400.00 | 019100 | 20.7 |
| | 1,100.00 | 019100 | 17.1 | | 400.00 | 020600 | 751.6 |
| Wtd. Avg. Base & Total Tons | 988.06 | | 20.1 | | 400.00 | 049000 | 617.2 |
| | | | | | 400.00 | 064800 | 233.8 |
| Early Burgundy | 600.00 | 019100 | 10.8 | | 400.57 | 022900 | 109.6 |
| Wtd. Avg. Base & Total Tons | 600.00 | | 10.8 | | 430.00 | 019000 | 6,063.5 |
| | | | | | 450.00 | 000100 | 27.8 |
| Gamay (Napa) * | 600.00 | 019100 | 6.0 | | 450.00 | 002600 | 1,078.3 |
| Wtd. Avg. Base & Total Tons | 600.00 | | 6.0 | | 450.00 | 018350 | 1,024.2 |
| | | | | | 450.00 | 024300 | 3,752.5 |
| Graciano | 800.00 | 000100 | 1.5 | | 450.00 | 056900 | 54.9 |
| Wtd. Avg. Base & Total Tons | 800.00 | | 1.5 | | 450.00 | 066118 | 6,141.1 |
| | | | | | 462.32 | 022600 | 91.8 |
| | | | | | 462.32 | 056800 | 1,275.5 |
| | | | | | 475.00 | 000100 | 55.7 |
| | | | | | 475.00 | 024300 | 273.8 |
| Grenache * | 100.00 | 002200 | 22.7 | | 479.47 | 022900 | 106.4 |
| | 200.00 | 060000 | 2.1 | | 485.44 | 022900 | 46.0 |
| | 350.00 | 000100 | 56.2 | | 499.78 | 064800 | 2,433.6 |
| | 500.00 | 017800 | 3.1 | | 500.00 | 000100 | 2,311.1 |
| | 550.00 | 060000 | 126.0 | | 500.00 | 017000 | 7,185.8 |
| | 600.00 | 000100 | 6.4 | | 500.00 | 017200 | 54.4 |

TABLE 8: BASE PRICE PAID TO GROWERS FOR GRAPES CRUSHED AND DELIVERED TO CALIFORNIA PROCESSORS FROM THE 2005 CROP WITH BRIX FACTORS AND PURCHASED TONNAGE, BY TYPE, VARIETY, REPORTING DISTRICT WHERE GROWN, AND WEIGHTED AVERAGE BASE PRICE.

| District, Type, and Variety | Base Price Per Ton | Brix Factors | Tons | District, Type, and Variety | Base Price Per Ton | Brix Factors | Tons |
|--------------------------------|-----------------------|-----------------|-----------|--------------------------------|-----------------------|-----------------|----------|
| | Dollars | Code a/ | | | Dollars | Code a/ | |
| DISTRICT 11 (Cont'd.) | | | | | | | |
| Merlot (Cont'd.) | 500.00 | 020600 | 3,533.4 | | 300.00 | 019000 | 1,341.2 |
| | 500.00 | 046000 | 4,491.9 | | 350.00 | 041700 | 107.5 |
| | 500.00 | 049000 | 456.8 | | 400.00 | 000100 | 512.8 |
| | 500.00 | 056900 | 2,366.9 | | 425.00 | 000100 | 994.9 |
| | 500.00 | 066700 | 3,442.1 | | 450.00 | 046000 | 63.6 |
| | 500.00 | 068100 | 784.9 | | 450.00 | 064800 | 141.0 |
| | 515.44 | 017000 | 770.0 | | 500.00 | 000100 | 1,603.8 |
| | 520.62 | 024400 | 658.4 | | 500.00 | 017000 | 40.9 |
| | 525.00 | 000100 | 271.2 | | 500.00 | 017200 | 32.2 |
| | 549.71 | 000100 | 553.2 | | 500.00 | 056900 | 172.6 |
| | 550.00 | 000100 | 888.8 | | 520.33 | 022900 | 73.5 |
| | 550.00 | 015900 | 494.2 | | 540.00 | 064800 | 153.7 |
| | 550.00 | 028650 | 329.9 | | 542.58 | 052500 | 650.8 |
| | 550.00 | 041700 | 1,002.2 | | 542.58 | 056900 | 2,031.6 |
| | 550.00 | 046000 | 2,144.4 | | 546.95 | 022900 | 96.1 |
| | 550.00 | 052500 | 1,540.1 | | 550.00 | 000100 | 603.3 |
| | 550.00 | 054900 | 17,435.5 | | 550.00 | 056900 | 1,622.4 |
| | 550.00 | 056900 | 2,803.3 | | 575.00 | 000100 | 97.1 |
| | 550.00 | 064800 | 31.5 | | 575.00 | 056900 | 479.6 |
| | 550.00 | 067980 | 1,097.6 | | 600.00 | 000100 | 193.0 |
| | 565.00 | 067980 | 520.1 | | 600.00 | 017000 | 36.7 |
| | 572.16 | 022900 | 53.3 | | 600.00 | 017800 | 760.1 |
| | 575.00 | 000100 | 98.9 | | 600.00 | 019100 | 6.4 |
| | 575.00 | 013600 | 126.8 | | 600.00 | 020600 | 43.3 |
| | 575.00 | 022800 | 1,395.3 | | 600.00 | 020700 | 99.2 |
| | 586.11 | 024400 | 355.1 | | 600.00 | 023890 | 24.5 |
| | 592.50 | 000100 | 306.8 | | 600.00 | 067980 | 78.7 |
| | 600.00 | 000100 | 132.5 | | 606.00 | 000100 | 24.7 |
| | 600.00 | 013600 | 109.7 | | 650.00 | 000100 | 372.1 |
| | 600.00 | 022900 | 384.0 | | 650.00 | 022900 | 84.7 |
| | 600.00 | 067980 | 266.2 | | 650.00 | 024500 | 5.5 |
| | 625.00 | 000100 | 294.2 | | 650.00 | 066119 | 837.8 |
| | 650.00 | 000100 | 442.9 | | 700.00 | 000100 | 211.8 |
| | 700.00 | 000100 | 342.4 | | 707.00 | 000100 | 22.7 |
| | 700.00 | 017000 | 1,565.5 | | 750.00 | 000100 | 26.0 |
| | 800.00 | 013600 | 180.6 | | 750.00 | 013600 | 126.0 |
| | 881.24 | 000100 | 187.8 | | 750.00 | 022900 | 53.6 |
| | 900.00 | 025100 | 21.9 | | 750.00 | 024300 | 9.9 |
| | 1,207.50 | 020100 | 216.4 | | 800.00 | 000100 | 262.1 |
| | | | | | 800.00 | 017400 | 3.3 |
| | | | | | 800.00 | 017600 | 5.6 |
| | | | | | 808.00 | 000100 | 24.7 |
| Wtd. Avg. Base & Total Tons | 467.16 | | 107,103.2 | | 850.00 | 000100 | 57.2 |
| | | | | | 850.00 | 013600 | 47.6 |
| Montepulciano | 350.00 | 000100 | 4.0 | | 850.00 | 024500 | 3.2 |
| | | | | | 860.00 | 013800 | 1.2 |
| Wtd. Avg. Base & Total Tons | 350.00 | | 4.0 | | 873.38 | 020200 | 15.0 |
| | | | | | 900.00 | 000100 | 254.6 |
| Muscat Hamburg * | 700.00 | 000100 | 55.6 | | 900.00 | 021500 | 2.2 |
| | 900.00 | 013600 | 2.3 | | 900.00 | 024300 | 5.0 |
| | 1,000.00 | 017400 | 0.5 | | 900.00 | 024800 | 4.7 |
| | | | | | 950.00 | 000100 | 122.2 |
| Wtd. Avg. Base & Total Tons | 710.45 | | 58.4 | | 950.00 | 002200 | 1.9 |
| | | | | | 1,000.00 | 000100 | 12.2 |
| Petit Verdot | 100.00 | 002200 | 175.1 | | 1,100.00 | 000100 | 272.9 |
| | 150.00 | 000100 | 26.1 | | 1,100.00 | 024500 | 5.4 |
| | 200.00 | 000100 | 2.3 | | 1,114.40 | 000100 | 21.9 |
| | 350.00 | 000100 | 521.8 | | 1,200.00 | 000100 | 49.1 |
| | 450.00 | 000100 | 11.1 | | 1,400.00 | 027600 | 15.2 |
| | 500.00 | 000100 | 10.0 | | | | |
| | 500.00 | 017000 | 3.5 | Wtd. Avg. Base & Total Tons | 535.66 | | 15,659.0 |
| | 500.00 | 020600 | 98.7 | | | | |
| | 500.00 | 054900 | 215.7 | | | | |
| | 500.00 | 056900 | 331.0 | Pinot Noir | 400.00 | 019000 | 579.9 |
| | 542.56 | 046000 | 23.5 | | 400.00 | 024300 | 149.7 |
| | 550.00 | 054900 | 100.8 | | 550.00 | 022900 | 12.3 |
| | 600.00 | 000100 | 276.3 | | 600.00 | 046000 | 345.6 |
| | 600.00 | 017800 | 134.0 | | 700.00 | 056900 | 225.0 |
| | 600.00 | 067980 | 69.9 | | 750.00 | 000100 | 175.0 |
| | 650.00 | 002600 | 20.4 | | 800.00 | 000100 | 41.4 |
| | 800.00 | 017400 | 3.5 | | 1,000.00 | 017800 | 3.6 |
| | 800.00 | 017600 | 2.0 | | 1,000.00 | 020800 | 25.2 |
| | 1,400.00 | 019100 | 14.8 | Wtd. Avg. Base & Total Tons | 549.94 | | 1,557.7 |
| | 1,600.00 | 025100 | 2.0 | | | | |
| Wtd. Avg. Base & Total Tons | 458.68 | | 2,042.5 | Primitivo | 300.00 | 000100 | 483.4 |
| | | | | | 500.00 | 000100 | 10.0 |
| Petite Sirah | 100.00 | 002200 | 435.5 | Wtd. Avg. Base & Total Tons | 304.05 | | 493.4 |
| | 100.00 | 045600 | 201.0 | | | | |

TABLE 8: BASE PRICE PAID TO GROWERS FOR GRAPES CRUSHED AND DELIVERED TO CALIFORNIA PROCESSORS FROM THE 2005 CROP WITH BRIX FACTORS AND PURCHASED TONNAGE, BY TYPE, VARIETY, REPORTING DISTRICT WHERE GROWN, AND WEIGHTED AVERAGE BASE PRICE.

| District, Type, and Variety | Base Price Per Ton | Brix Factors | Tons | District, Type, and Variety | Base Price Per Ton | Brix Factors | Tons |
|--------------------------------|-----------------------|-----------------|---------|--------------------------------|-----------------------|-----------------|----------|
| | Dollars | Code a/ | | | Dollars | Code a/ | |
| DISTRICT 11 (Cont'd.) | | | | | | | |
| Refosco * | 250.00 | 000100 | 499.9 | | 600.00 | 013400 | 65.1 |
| | | | | | 600.00 | 019100 | 55.1 |
| | | | | | 600.00 | 024600 | 45.0 |
| | | | | | 650.00 | 014100 | 11.2 |
| Wtd. Avg. Base & Total Tons | 250.00 | | 499.9 | | 700.00 | 000100 | 1.8 |
| | | | | | 700.00 | 019000 | 198.4 |
| Rubired * | 225.00 | 013300 | 511.3 | | 795.50 | 020800 | 477.9 |
| | 350.00 | 022900 | 103.3 | | 800.00 | 000100 | 1.3 |
| | | | | | 900.00 | 000100 | 4.2 |
| Wtd. Avg. Base & Total Tons | 246.01 | | 614.6 | | 1,100.00 | 024500 | 29.8 |
| | | | | | 1,200.00 | 019100 | 24.8 |
| Ruby Cabernet | 350.00 | 052500 | 390.5 | | 1,207.50 | 020100 | 210.2 |
| | | | | | 1,620.00 | 000100 | 39.7 |
| Wtd. Avg. Base & Total Tons | 350.00 | | 390.5 | Wtd. Avg. Base & Total Tons | 452.09 | | 20,978.8 |
| Sangiovese * | 100.00 | 002200 | 192.7 | Tannat | 500.00 | 022900 | 14.8 |
| | 100.00 | 041500 | 259.4 | | 500.00 | 060000 | 131.1 |
| | 200.00 | 054900 | 4.3 | | 550.00 | 000100 | 41.8 |
| | 250.00 | 022600 | 862.7 | | 843.11 | 022900 | 20.4 |
| | 300.00 | 019000 | 953.2 | | 950.00 | 000100 | 2.4 |
| | 350.00 | 014100 | 7.5 | | 950.00 | 013600 | 1.8 |
| | 375.00 | 017000 | 30.8 | | 950.00 | 019100 | 7.4 |
| | 450.00 | 015900 | 253.9 | | 950.00 | 025100 | 1.0 |
| | 450.00 | 052500 | 1,046.1 | | 1,000.00 | 017800 | 0.7 |
| | 450.00 | 054900 | 85.0 | | 1,000.00 | 024500 | 3.7 |
| | 475.00 | 000100 | 42.7 | Wtd. Avg. Base & Total Tons | 575.34 | | 225.1 |
| | 500.00 | 000100 | 10.0 | Tempranillo * | 100.00 | 002200 | 99.5 |
| | 525.00 | 054900 | 139.4 | | 400.00 | 000100 | 265.3 |
| | 600.00 | 019100 | 50.6 | | 500.00 | 000100 | 5.0 |
| | 800.00 | 000100 | 2.1 | | 550.00 | 056600 | 275.6 |
| | 900.00 | 000100 | 12.7 | | 800.00 | 024800 | 10.5 |
| Wtd. Avg. Base & Total Tons | 335.70 | | 3,953.1 | | 850.00 | 017600 | 7.4 |
| | | | | | 900.00 | 000100 | 1.0 |
| Souzao | 400.00 | 000100 | 7.7 | | 950.00 | 000100 | 10.6 |
| | 450.00 | 024300 | 96.6 | | 950.00 | 019100 | 12.1 |
| | 800.00 | 017800 | 13.0 | | 950.00 | 070400 | 6.1 |
| | 950.00 | 000100 | 1.9 | | 1,000.00 | 000100 | 9.6 |
| | 1,100.00 | 002200 | 0.1 | | 1,100.00 | 002200 | 0.2 |
| | 1,300.00 | 000100 | 2.0 | | 1,200.00 | 019100 | 18.1 |
| Wtd. Avg. Base & Total Tons | 506.72 | | 121.3 | | 1,300.00 | 027600 | 3.6 |
| | | | | Wtd. Avg. Base & Total Tons | 482.09 | | 724.6 |
| Syrah * | 100.00 | 002200 | 704.7 | Tinta Cao | 950.00 | 000100 | 2.1 |
| | 200.00 | 020700 | 392.5 | | 950.00 | 019100 | 7.5 |
| | 250.00 | 000100 | 69.1 | | 1,100.00 | 002200 | 0.2 |
| | 275.00 | 013600 | 67.6 | Wtd. Avg. Base & Total Tons | 953.06 | | 9.8 |
| | 300.00 | 000100 | 106.5 | Touriga Francesca | 950.00 | 000100 | 2.9 |
| | 300.00 | 013600 | 39.1 | | 950.00 | 013600 | 1.0 |
| | 300.00 | 064800 | 79.2 | | 950.00 | 070400 | 6.6 |
| | 350.00 | 000100 | 290.9 | Wtd. Avg. Base & Total Tons | 950.00 | | 10.5 |
| | 350.00 | 064800 | 1,953.4 | Touriga Nacional * | 550.00 | 054900 | 153.6 |
| | 400.00 | 000100 | 1,767.4 | | 700.00 | 022900 | 1.1 |
| | 400.00 | 013100 | 700.5 | | 900.00 | 000100 | 2.0 |
| | 400.00 | 026500 | 940.4 | | 950.00 | 000100 | 8.5 |
| | 400.00 | 064800 | 96.6 | | 950.00 | 013600 | 2.2 |
| | 415.00 | 000100 | 210.0 | | 950.00 | 019100 | 8.1 |
| | 420.00 | 024300 | 238.4 | | 950.00 | 022900 | 5.1 |
| | 433.52 | 056900 | 305.4 | | 950.00 | 070400 | 6.3 |
| | 450.00 | 000100 | 800.8 | | 1,100.00 | 002200 | 0.3 |
| | 450.00 | 015900 | 148.9 | Wtd. Avg. Base & Total Tons | 620.03 | | 187.2 |
| | 450.00 | 017000 | 73.6 | Trousseau * | 700.00 | 025100 | 1.1 |
| | 450.00 | 064800 | 4,474.5 | Wtd. Avg. Base & Total Tons | 700.00 | | 1.1 |
| | 450.00 | 070400 | 55.2 | Zinfandel | 3.50 c/ | 032200 | 441.3 |
| | 500.00 | 000100 | 964.6 | | 100.00 | 002200 | 399.8 |
| | 500.00 | 017200 | 34.9 | | 100.00 | 038300 | 54.9 |
| | 500.00 | 020800 | 219.4 | | 100.00 | 045600 | 132.4 |
| | 500.00 | 021000 | 7.9 | | 150.00 | 029800 | 28.8 |
| | 500.00 | 024500 | 107.7 | | 175.00 | 007100 | 1,241.2 |
| | 500.00 | 046000 | 321.0 | | | | |
| | 500.00 | 052500 | 636.1 | | | | |
| | 500.00 | 054900 | 1,499.6 | | | | |
| | 500.00 | 056900 | 284.3 | | | | |
| | 500.00 | 064800 | 922.9 | | | | |
| | 525.00 | 000100 | 201.7 | | | | |
| | 529.49 | 000100 | 40.5 | | | | |
| | 550.00 | 000100 | 530.9 | | | | |
| | 550.00 | 067957 | 401.1 | | | | |
| | 588.95 | 022900 | 127.0 | | | | |

TABLE 8: BASE PRICE PAID TO GROWERS FOR GRAPES CRUSHED AND DELIVERED TO CALIFORNIA PROCESSORS FROM THE 2005 CROP WITH BRIX FACTORS AND PURCHASED TONNAGE, BY TYPE, VARIETY, REPORTING DISTRICT WHERE GROWN, AND WEIGHTED AVERAGE BASE PRICE.

| District, Type, and Variety | Base Price Per Ton | Brix Factors | Tons | District, Type, and Variety | Base Price Per Ton | Brix Factors | Tons |
|--------------------------------|-----------------------|-----------------|----------|--------------------------------|-----------------------|-----------------|-----------|
| | Dollars | Code a/ | | | Dollars | Code a/ | |
| DISTRICT 11 (Cont'd.) | | | | | | | |
| Zinfandel (Cont'd.) | 200.00 | 000100 | 26.5 | | 606.00 | 000100 | 43.8 |
| | 200.00 | 054900 | 3.4 | | 625.00 | 000100 | 361.3 |
| | 225.00 | 000100 | 118.9 | | 650.00 | 000100 | 150.6 |
| | 225.00 | 000600 | 1,782.3 | | 650.00 | 019100 | 2.0 |
| | 225.00 | 000800 | 1,847.2 | | 650.00 | 019100 | 47.0 |
| | 225.00 | 006250 | 3,769.3 | | 675.00 | 000100 | 71.7 |
| | 250.00 | 000100 | 800.6 | | 700.00 | 000100 | 304.3 |
| | 250.00 | 033800 | 290.8 | | 700.00 | 002200 | 51.5 |
| | 300.00 | 000100 | 8,855.6 | | 700.00 | 024500 | 77.5 |
| | 300.00 | 034600 | 1,520.2 | | 700.00 | 033600 | 49.7 |
| | 325.00 | 000100 | 20.2 | | 700.00 | 033800 | 376.2 |
| | 325.00 | 007100 | 1,252.2 | | 700.00 | 046000 | 59.9 |
| | 341.84 | 000100 | 409.8 | | 700.00 | 054900 | 3,056.0 |
| | 350.00 | 000100 | 35,479.3 | | 700.00 | 056900 | 181.3 |
| | 350.00 | 000800 | 19,950.1 | | 700.00 | 064800 | 3,230.2 |
| | 350.00 | 000900 | 160.6 | | 703.79 | 000100 | 144.2 |
| | 350.00 | 002200 | 452.3 | | 707.00 | 000100 | 72.5 |
| | 350.00 | 006250 | 1,716.4 | | 725.00 | 064800 | 97.3 |
| | 350.00 | 007600 | 552.5 | | 732.85 | 017200 | 602.4 |
| | 350.00 | 009300 | 170.9 | | 742.50 | 000100 | 848.3 |
| | 350.00 | 013600 | 68.4 | | 750.00 | 000100 | 420.1 |
| | 350.00 | 021500 | 6.0 | | 750.00 | 024300 | 10.4 |
| | 350.00 | 022900 | 44.8 | | 775.00 | 000100 | 11.4 |
| | 350.00 | 032800 | 759.6 | | 800.00 | 000100 | 1,854.0 |
| | 350.00 | 033600 | 7,464.4 | | 800.00 | 002000 | 25.7 |
| | 350.00 | 033800 | 2,306.6 | | 800.00 | 002300 | 131.9 |
| | 350.00 | 034000 | 9,373.2 | | 800.00 | 019100 | 110.2 |
| | 350.00 | 034600 | 14,420.8 | | 800.00 | 022800 | 160.4 |
| | 350.00 | 035250 | 20,746.2 | | 800.00 | 023100 | 320.2 |
| | 360.38 | 000100 | 47.3 | | 800.00 | 024500 | 110.3 |
| | 367.00 | 000100 | 1,157.4 | | 800.00 | 025400 | 33.5 |
| | 375.00 | 006300 | 205.4 | | 800.00 | 026900 | 48.4 |
| | 382.40 | 006300 | 189.1 | | 800.00 | 066117 | 2,518.9 |
| | 392.50 | 000100 | 315.4 | | 808.00 | 000100 | 66.9 |
| | 400.00 | 000100 | 756.7 | | 818.00 | 000100 | 445.1 |
| | 400.00 | 000600 | 181.2 | | 850.00 | 000100 | 392.1 |
| | 400.00 | 000800 | 538.2 | | 850.00 | 022900 | 10.3 |
| | 400.00 | 006250 | 2,086.6 | | 850.00 | 024500 | 61.4 |
| | 400.00 | 007600 | 1,929.3 | | 860.00 | 000100 | 117.0 |
| | 400.00 | 009650 | 168.9 | | 900.00 | 000100 | 1,397.9 |
| | 400.00 | 009670 | 43.9 | | 900.00 | 019100 | 7.3 |
| | 400.00 | 017000 | 476.2 | | 900.00 | 023100 | 66.1 |
| | 400.00 | 020800 | 128.0 | | 900.00 | 064800 | 84.3 |
| | 400.00 | 033800 | 347.5 | | 909.00 | 000100 | 83.2 |
| | 400.00 | 034600 | 2,533.9 | | 950.00 | 000100 | 519.9 |
| | 400.00 | 067956 | 2,582.2 | | 1,000.00 | 000100 | 311.1 |
| | 425.00 | 007200 | 1,755.6 | | 1,000.00 | 002200 | 31.4 |
| | 450.00 | 000100 | 280.0 | | 1,000.00 | 021000 | 25.2 |
| | 450.00 | 015900 | 398.0 | | 1,000.00 | 021200 | 10.5 |
| | 450.00 | 024300 | 31.6 | | 1,000.00 | 023100 | 51.5 |
| | 475.00 | 000100 | 223.3 | | 1,000.00 | 024500 | 2.0 |
| | 500.00 | 000100 | 1,025.4 | | 1,010.00 | 000100 | 95.0 |
| | 500.00 | 006100 | 2,966.8 | | 1,100.00 | 000100 | 182.4 |
| | 500.00 | 017300 | 598.4 | | 1,100.00 | 020800 | 15.5 |
| | 500.00 | 020800 | 15.8 | | 1,200.00 | 000100 | 163.1 |
| | 500.00 | 021000 | 1.0 | | 1,200.00 | 014500 | 82.4 |
| | 500.00 | 024300 | 10.6 | | 1,200.00 | 019100 | 123.4 |
| | 500.00 | 046000 | 1,213.3 | | 1,200.00 | 024300 | 2.5 |
| | 525.00 | 046000 | 48.7 | | 1,200.00 | 027800 | 2.9 |
| | 548.48 | 022900 | 297.0 | | 1,275.00 | 000100 | 4.5 |
| | 550.00 | 000100 | 2,348.0 | | 1,275.00 | 022900 | 12.5 |
| | 550.00 | 021200 | 3.0 | | 1,400.00 | 019100 | 3.1 |
| | 550.00 | 022900 | 91.4 | | 1,800.00 | 000100 | 24.7 |
| | 550.00 | 026500 | 78.4 | Wtd. Avg. Base & Total Tons | 410.20 | d/ | 192,002.9 |
| | 575.00 | 000100 | 24.7 | Other Red b/ | 100.00 | 000100 | 53.0 |
| | 575.00 | 026500 | 195.1 | | 400.00 | 000100 | 22.0 |
| | 600.00 | 000100 | 1,037.0 | | 500.00 | 000100 | 0.4 |
| | 600.00 | 002200 | 832.4 | | 800.00 | 017400 | 2.7 |
| | 600.00 | 013400 | 33.9 | | 950.00 | 000100 | 1.1 |
| | 600.00 | 014500 | 48.8 | | 950.00 | 022900 | 34.1 |
| | 600.00 | 021000 | 23.7 | | 1,000.00 | 021500 | 3.1 |
| | 600.00 | 024600 | 51.0 | | 1,100.00 | 000100 | 1.0 |
| | 600.00 | 026500 | 398.0 | Wtd. Avg. Base & Total Tons | 460.82 | | 117.4 |
| | 600.00 | 066115 | 7,403.3 | | | | |
| | 600.00 | 067980 | 235.7 | | | | |

TABLE 8: BASE PRICE PAID TO GROWERS FOR GRAPES CRUSHED AND DELIVERED TO CALIFORNIA PROCESSORS FROM THE 2005 CROP WITH BRIX FACTORS AND PURCHASED TONNAGE, BY TYPE, VARIETY, REPORTING DISTRICT WHERE GROWN, AND WEIGHTED AVERAGE BASE PRICE.

| District, Type, and Variety | Base Price Per Ton | Brix Factors | Tons |
|--------------------------------|-----------------------|-----------------|------|
| | Dollars | Code a/ | |

| District, Type, and Variety | Base Price Per Ton | Brix Factors | Tons |
|--------------------------------|-----------------------|-----------------|------|
| | Dollars | Code a/ | |

DISTRICT 12

RAISIN GRAPES

| | | | |
|-----------------------------|--------|--------|-------|
| Thompson Seedless | 150.00 | 007050 | 95.6 |
| | 180.00 | 038700 | 256.8 |
| | 200.00 | 006500 | 622.2 |
| Wtd. Avg. Base & Total Tons | 189.83 | | 974.6 |

TABLE GRAPES

| | | | |
|-----------------------------|--------|--------|-------|
| Ruby Seedless * | 100.00 | 038300 | 236.9 |
| Wtd. Avg. Base & Total Tons | 100.00 | | 236.9 |

WINE GRAPES (WHITE)

| | | | |
|-----------------------------|--------|-----------|---------|
| Burger * | 2.50 | c/ 032200 | 566.4 |
| | 100.00 | 000100 | 47.3 |
| | 175.00 | 005000 | 1,252.3 |
| | 190.00 | 032900 | 2,055.2 |
| | 200.00 | 005000 | 563.5 |
| | 200.00 | 032900 | 95.2 |
| | 200.00 | 033100 | 1,159.3 |
| Wtd. Avg. Base & Total Tons | 189.06 | d/ | 5,739.2 |

| | | | |
|-----------------------------|----------|-----------|----------|
| Chardonnay * | 3.50 | c/ 032200 | 44.2 |
| | 40.00 | 000100 | 107.5 |
| | 200.00 | 013600 | 63.5 |
| | 225.00 | 001800 | 347.8 |
| | 225.00 | 015300 | 344.6 |
| | 225.00 | 047400 | 305.7 |
| | 225.00 | 047500 | 273.2 |
| | 240.66 | 012900 | 1,012.7 |
| | 240.66 | 015300 | 13,475.8 |
| | 275.00 | 009300 | 153.9 |
| | 300.00 | 001800 | 173.0 |
| | 300.00 | 015300 | 90.9 |
| | 300.00 | 019000 | 5,652.2 |
| | 300.00 | 047400 | 70.3 |
| | 300.00 | 056900 | 86.8 |
| | 331.42 | 020800 | 569.5 |
| | 335.00 | 000100 | 1,067.6 |
| | 350.00 | 001800 | 4,771.5 |
| | 350.00 | 015300 | 584.0 |
| | 350.00 | 016640 | 485.1 |
| | 350.00 | 046000 | 1,519.6 |
| | 350.00 | 047500 | 1,232.0 |
| | 375.00 | 000100 | 509.7 |
| | 400.00 | 017400 | 52.2 |
| | 400.00 | 020800 | 9.7 |
| | 400.00 | 021200 | 17.7 |
| | 429.00 | 020800 | 148.0 |
| | 450.00 | 043900 | 1,691.5 |
| | 450.00 | 046000 | 1,125.6 |
| | 450.00 | 047400 | 762.8 |
| | 500.00 | 047200 | 358.6 |
| | 500.00 | 047400 | 947.7 |
| | 625.00 | 008620 | 228.1 |
| | 1,600.00 | 008620 | 46.0 |
| Wtd. Avg. Base & Total Tons | 312.77 | d/ | 38,329.0 |

| | | | |
|-----------------------------|--------|--------|---------|
| Chenin Blanc | 250.00 | 036800 | 852.3 |
| | 250.00 | 038110 | 2,677.2 |
| | 282.93 | 010700 | 86.8 |
| | 300.00 | 039300 | 568.0 |
| Wtd. Avg. Base & Total Tons | 257.47 | | 4,184.3 |

| | | | |
|------------------|--------|--------|---------|
| French Colombard | 100.00 | 000100 | 19.8 |
| | 100.00 | 001000 | 322.9 |
| | 225.00 | 007600 | 1,973.9 |
| | 225.00 | 038700 | 3,531.4 |
| | 250.00 | 000800 | 168.7 |

| | | | |
|-----------------------------|--------|--------|----------|
| | 250.00 | 001400 | 6,091.4 |
| | 250.00 | 009300 | 98.8 |
| | 250.00 | 038700 | 2,189.9 |
| | 250.00 | 041700 | 2,132.5 |
| | 265.00 | 000100 | 308.9 |
| | 300.00 | 009100 | 404.4 |
| Wtd. Avg. Base & Total Tons | 240.48 | | 17,242.6 |

| | | | |
|-----------------------------|--------|--------|-------|
| Gewurztraminer | 450.00 | 016800 | 289.3 |
| Wtd. Avg. Base & Total Tons | 450.00 | | 289.3 |

| | | | |
|-----------------------------|--------|--------|---------|
| Malvasia Bianca * | 300.00 | 000100 | 4,401.9 |
| | 350.00 | 000100 | 172.2 |
| | 400.00 | 020600 | 2.6 |
| | 600.00 | 060000 | 7.4 |
| Wtd. Avg. Base & Total Tons | 302.42 | | 4,584.1 |

| | | | |
|-----------------------------|--------|--------|-------|
| Muscat Blanc * | 500.00 | 000100 | 83.4 |
| | 515.00 | 021000 | 39.7 |
| | 700.00 | 013600 | 3.7 |
| Wtd. Avg. Base & Total Tons | 510.53 | | 126.8 |

| | | | |
|-----------------------------|--------|--------|-------|
| Muscat Orange | 500.00 | 042900 | 299.4 |
| Wtd. Avg. Base & Total Tons | 500.00 | | 299.4 |

| | | | |
|-----------------------------|--------|--------|----------|
| Pinot Gris * | 250.00 | 000100 | 34.0 |
| | 250.00 | 013600 | 29.2 |
| | 300.00 | 000100 | 6,287.5 |
| | 400.00 | 024300 | 14.2 |
| | 475.00 | 000100 | 188.9 |
| | 500.00 | 000100 | 222.9 |
| | 500.00 | 012200 | 2,628.2 |
| | 500.00 | 038700 | 538.3 |
| | 500.00 | 041400 | 245.3 |
| | 900.00 | 000100 | 6.5 |
| | 900.00 | 013400 | 35.2 |
| Wtd. Avg. Base & Total Tons | 376.57 | | 10,230.2 |

| | | | |
|-----------------------------|--------|--------|---------|
| Sauvignon Blanc | 185.00 | 000100 | 233.0 |
| | 200.00 | 041800 | 13.4 |
| | 250.00 | 000100 | 302.0 |
| | 250.00 | 013600 | 52.4 |
| | 275.00 | 022700 | 166.4 |
| | 300.00 | 000100 | 5.6 |
| | 300.00 | 010600 | 471.5 |
| | 300.00 | 041800 | 4,070.0 |
| | 350.00 | 000100 | 561.2 |
| | 350.00 | 012175 | 1,294.9 |
| | 350.00 | 038250 | 47.4 |
| | 352.65 | 010700 | 141.6 |
| | 400.00 | 017200 | 25.2 |
| | 450.00 | 012175 | 351.8 |
| | 450.00 | 039750 | 381.2 |
| Wtd. Avg. Base & Total Tons | 320.34 | | 8,117.6 |

| | | | |
|-----------------------------|--------|-----------|-------|
| Semillon | 3.50 | c/ 032200 | 52.7 |
| | 500.00 | 037700 | 500.8 |
| Wtd. Avg. Base & Total Tons | 500.00 | d/ | 553.5 |

| | | | |
|-----------------------------|--------|--------|-------|
| Symphony | 400.00 | 011000 | 150.5 |
| Wtd. Avg. Base & Total Tons | 400.00 | | 150.5 |

| | | | |
|-----------------------------|--------|--------|---------|
| Viognier | 300.00 | 000100 | 4.8 |
| | 300.00 | 016800 | 1,102.2 |
| | 475.00 | 000100 | 125.5 |
| | 500.00 | 000100 | 240.8 |
| | 550.00 | 000100 | 122.8 |
| | 900.00 | 000100 | 6.1 |
| Wtd. Avg. Base & Total Tons | 365.21 | | 1,602.2 |

TABLE 8: BASE PRICE PAID TO GROWERS FOR GRAPES CRUSHED AND DELIVERED TO CALIFORNIA PROCESSORS FROM THE 2005 CROP WITH BRIX FACTORS AND PURCHASED TONNAGE, BY TYPE, VARIETY, REPORTING DISTRICT WHERE GROWN, AND WEIGHTED AVERAGE BASE PRICE.

| District, Type, and Variety | Base Price Per Ton | Brix Factors | Tons |
|--------------------------------|-----------------------|-----------------|------|
| | Dollars | Code a/ | |

| District, Type, and Variety | Base Price Per Ton | Brix Factors | Tons |
|--------------------------------|-----------------------|-----------------|------|
| | Dollars | Code a/ | |

DISTRICT 12 (Cont'd.)

| | | | |
|-----------------------------|--------|--------|-------|
| White Riesling * | 350.00 | 010700 | 748.6 |
| Wtd. Avg. Base & Total Tons | 350.00 | | 748.6 |
| Other White b/ | 175.00 | 038700 | 6.0 |
| Wtd. Avg. Base & Total Tons | 175.00 | | 6.0 |

WINE GRAPES (RED)

| | | | |
|-----------------------------|----------|--------|----------|
| Aglianico | 1,048.88 | 024300 | 58.9 |
| Wtd. Avg. Base & Total Tons | 1,048.88 | | 58.9 |
| Barbera | 300.00 | 000100 | 9.5 |
| | 450.00 | 052500 | 642.7 |
| Wtd. Avg. Base & Total Tons | 447.82 | | 652.2 |
| Cabernet Franc | 300.00 | 000100 | 3.6 |
| Wtd. Avg. Base & Total Tons | 300.00 | | 3.6 |
| Cabernet Sauvignon | 100.00 | 000100 | 1,320.5 |
| | 100.00 | 002200 | 210.7 |
| | 100.00 | 002300 | 1,296.3 |
| | 100.00 | 002600 | 249.7 |
| | 100.00 | 015700 | 168.1 |
| | 100.00 | 047500 | 346.4 |
| | 100.00 | 054200 | 473.1 |
| | 200.00 | 000100 | 610.9 |
| | 200.00 | 022600 | 1,863.0 |
| | 201.88 | 015200 | 421.4 |
| | 250.00 | 000100 | 8,124.0 |
| | 250.00 | 019000 | 835.0 |
| | 250.00 | 022600 | 232.1 |
| | 250.00 | 046000 | 257.6 |
| | 275.00 | 009300 | 102.0 |
| | 300.00 | 000100 | 8.8 |
| | 300.00 | 002300 | 1,005.6 |
| | 300.00 | 054200 | 997.3 |
| | 300.00 | 066117 | 1,030.8 |
| | 320.00 | 000100 | 68.2 |
| | 320.00 | 058850 | 144.0 |
| | 325.00 | 022600 | 897.7 |
| | 330.26 | 020800 | 331.1 |
| | 350.00 | 000100 | 616.5 |
| | 350.00 | 047500 | 1,409.2 |
| | 350.00 | 054200 | 5,533.1 |
| | 350.00 | 056900 | 602.0 |
| | 400.00 | 002600 | 650.0 |
| | 400.00 | 022600 | 390.0 |
| | 400.00 | 046000 | 321.0 |
| | 400.00 | 047500 | 343.0 |
| | 437.07 | 000100 | 1,531.5 |
| | 532.23 | 020800 | 210.0 |
| | 700.00 | 000100 | 24.1 |
| | 800.00 | 000100 | 113.9 |
| Wtd. Avg. Base & Total Tons | 280.57 | | 32,738.6 |
| Carignane | 100.00 | 002200 | 336.6 |
| | 225.00 | 016800 | 84.6 |
| | 250.00 | 046000 | 599.5 |
| | 275.00 | 009300 | 70.2 |
| Wtd. Avg. Base & Total Tons | 203.39 | | 1,090.9 |
| Counoise | 1,596.13 | 000100 | 4.1 |
| Wtd. Avg. Base & Total Tons | 1,596.13 | | 4.1 |
| Dornfelder | 300.00 | 000100 | 443.1 |
| Wtd. Avg. Base & Total Tons | 300.00 | | 443.1 |

| | | | |
|-----------------------------|----------|--------|----------|
| Freisa | 1,809.71 | 024500 | 3.6 |
| Wtd. Avg. Base & Total Tons | 1,809.71 | | 3.6 |
| Grenache * | 225.00 | 000800 | 988.7 |
| | 225.00 | 001000 | 1,850.7 |
| | 225.00 | 046000 | 0.6 |
| | 325.00 | 066115 | 1,220.3 |
| | 1,191.22 | 000100 | 38.3 |
| Wtd. Avg. Base & Total Tons | 263.80 | | 4,098.6 |
| Malbec | 600.00 | 000100 | 91.2 |
| Wtd. Avg. Base & Total Tons | 600.00 | | 91.2 |
| Mataro * | 500.00 | 060000 | 103.9 |
| | 965.12 | 000100 | 53.4 |
| Wtd. Avg. Base & Total Tons | 657.90 | | 157.3 |
| Merlot | 100.00 | 000100 | 1,024.8 |
| | 100.00 | 002600 | 689.5 |
| | 100.00 | 015700 | 139.5 |
| | 100.00 | 024400 | 39.1 |
| | 100.00 | 024500 | 51.3 |
| | 100.00 | 047500 | 259.6 |
| | 115.00 | 020600 | 1,263.7 |
| | 200.00 | 020600 | 391.4 |
| | 250.00 | 015200 | 227.1 |
| | 250.00 | 020600 | 6,908.3 |
| | 250.00 | 057200 | 94.3 |
| | 280.00 | 009300 | 70.7 |
| | 300.00 | 000100 | 14.3 |
| | 300.00 | 018350 | 417.0 |
| | 300.00 | 019000 | 7,460.7 |
| | 300.00 | 020600 | 2,753.0 |
| | 300.00 | 047100 | 7.8 |
| | 350.00 | 002600 | 295.2 |
| | 350.00 | 019000 | 2,059.2 |
| | 350.00 | 024500 | 275.0 |
| | 350.00 | 047500 | 1,496.4 |
| | 400.00 | 002600 | 2,802.2 |
| | 400.00 | 017000 | 269.0 |
| | 400.00 | 020600 | 58.5 |
| | 400.00 | 047500 | 627.7 |
| | 450.00 | 000100 | 142.9 |
| | 450.00 | 020600 | 177.2 |
| | 450.00 | 046000 | 134.1 |
| | 450.00 | 052500 | 151.9 |
| | 450.00 | 056900 | 972.2 |
| | 475.00 | 020600 | 123.4 |
| | 487.50 | 019200 | 138.1 |
| | 499.89 | 019000 | 1,672.7 |
| | 500.00 | 000100 | 421.6 |
| | 500.00 | 020600 | 752.4 |
| | 700.00 | 000100 | 44.4 |
| Wtd. Avg. Base & Total Tons | 310.94 | | 34,426.2 |
| Mission | 225.00 | 056900 | 1.7 |
| Wtd. Avg. Base & Total Tons | 225.00 | | 1.7 |
| Montepulciano | 1,040.37 | 020600 | 114.1 |
| Wtd. Avg. Base & Total Tons | 1,040.37 | | 114.1 |
| Muscat Hamburg * | 700.00 | 021500 | 135.7 |
| Wtd. Avg. Base & Total Tons | 700.00 | | 135.7 |
| Nero D'Avola * | 950.00 | 017000 | 9.8 |
| | 950.00 | 020600 | 23.6 |
| Wtd. Avg. Base & Total Tons | 950.00 | | 33.4 |
| Petit Verdot | 400.00 | 019000 | 774.0 |
| | 600.00 | 000100 | 66.6 |

TABLE 8: BASE PRICE PAID TO GROWERS FOR GRAPES CRUSHED AND DELIVERED TO CALIFORNIA PROCESSORS FROM THE 2005 CROP WITH BRIX FACTORS AND PURCHASED TONNAGE, BY TYPE, VARIETY, REPORTING DISTRICT WHERE GROWN, AND WEIGHTED AVERAGE BASE PRICE.

| District, Type, and Variety | Base Price Per Ton | Brix Factors | Tons |
|--------------------------------|-----------------------|-----------------|------|
| | Dollars | Code a/ | |

| District, Type, and Variety | Base Price Per Ton | Brix Factors | Tons |
|--------------------------------|-----------------------|-----------------|------|
| | Dollars | Code a/ | |

DISTRICT 12 (Cont'd.)

| | | | |
|-----------------------------|----------|--------|---------|
| Petit Verdot (Cont'd.) | 1,408.14 | 024300 | 13.6 |
| Wtd. Avg. Base & Total Tons | 431.64 | | 854.2 |
| Petite Sirah | 300.00 | 000100 | 1,129.0 |
| | 350.00 | 000100 | 771.3 |
| | 600.00 | 000100 | 326.5 |
| | 600.00 | 020600 | 22.9 |
| | 750.00 | 022900 | 63.4 |
| | 900.00 | 000100 | 7.4 |
| Wtd. Avg. Base & Total Tons | 376.00 | | 2,320.5 |
| Pinot Noir | 300.00 | 000100 | 0.5 |
| | 400.00 | 019000 | 1,250.3 |
| | 500.00 | 000100 | 22.0 |
| | 600.00 | 046000 | 495.8 |
| | 725.00 | 021200 | 43.9 |
| | 1,000.00 | 000100 | 16.1 |
| | 1,200.00 | 017400 | 129.2 |
| Wtd. Avg. Base & Total Tons | 516.76 | | 1,957.8 |
| Royalty | 250.00 | 013600 | 22.3 |
| Wtd. Avg. Base & Total Tons | 250.00 | | 22.3 |
| Rubired * | 225.00 | 002200 | 1,971.3 |
| | 225.00 | 013300 | 1,406.6 |
| | 250.00 | 013600 | 159.3 |
| Wtd. Avg. Base & Total Tons | 226.13 | | 3,537.2 |
| Ruby Cabernet | 100.00 | 002300 | 5.6 |
| | 100.00 | 016800 | 48.9 |
| | 250.00 | 000100 | 248.4 |
| | 250.00 | 016800 | 1,230.7 |
| | 250.00 | 018700 | 677.1 |
| | 300.00 | 002300 | 823.7 |
| | 300.00 | 020900 | 199.7 |
| | 300.00 | 046000 | 1,043.0 |
| | 300.00 | 066150 | 70.3 |
| | 350.00 | 056900 | 87.0 |
| | 800.00 | 000100 | 65.0 |
| Wtd. Avg. Base & Total Tons | 281.81 | | 4,499.4 |
| Sagrantino | 1,160.19 | 000100 | 23.3 |
| Wtd. Avg. Base & Total Tons | 1,160.19 | | 23.3 |
| Sangiovese * | 300.00 | 000100 | 2.1 |
| Wtd. Avg. Base & Total Tons | 300.00 | | 2.1 |
| Souzao | 1,000.00 | 025100 | 0.3 |
| Wtd. Avg. Base & Total Tons | 1,000.00 | | 0.3 |
| Syrah * | 100.00 | 001900 | 25.1 |
| | 100.00 | 002300 | 115.8 |
| | 250.00 | 000100 | 403.0 |
| | 275.00 | 000100 | 93.1 |
| | 300.00 | 000100 | 53.5 |
| | 300.00 | 019000 | 1,568.1 |
| | 325.00 | 066150 | 495.0 |
| | 350.00 | 000100 | 1,407.3 |
| | 350.00 | 036800 | 605.5 |
| | 350.00 | 054200 | 217.0 |
| | 350.00 | 064800 | 90.8 |
| | 400.00 | 000100 | 340.4 |
| | 425.00 | 000100 | 440.3 |
| | 450.00 | 056900 | 410.2 |
| | 500.00 | 000100 | 108.5 |
| | 600.00 | 019200 | 36.9 |
| | 700.00 | 000100 | 22.1 |
| | 800.00 | 067980 | 183.1 |

| | | | |
|-----------------------------|----------|--------|----------|
| | 1,369.54 | 024300 | 62.9 |
| Wtd. Avg. Base & Total Tons | 364.20 | | 6,678.6 |
| Tannat | 300.00 | 000100 | 1,151.9 |
| | 950.00 | 024300 | 33.2 |
| | 1,308.21 | 024300 | 47.2 |
| Wtd. Avg. Base & Total Tons | 356.13 | | 1,232.3 |
| Tempranillo * | 275.00 | 000100 | 89.8 |
| | 300.00 | 000100 | 0.9 |
| | 900.00 | 000100 | 4.9 |
| Wtd. Avg. Base & Total Tons | 307.27 | | 95.6 |
| Touriga Nacional * | 300.00 | 000100 | 0.5 |
| | 1,000.00 | 025100 | 0.7 |
| | 1,464.94 | 020600 | 38.5 |
| Wtd. Avg. Base & Total Tons | 1,442.07 | | 39.7 |
| Zinfandel | 200.00 | 000100 | 4.1 |
| | 200.00 | 006250 | 498.1 |
| | 225.00 | 000600 | 1,218.1 |
| | 250.00 | 000100 | 184.1 |
| | 300.00 | 000100 | 9,412.3 |
| | 300.00 | 033650 | 814.8 |
| | 320.00 | 033600 | 4,766.0 |
| | 320.00 | 033800 | 2,706.6 |
| | 332.52 | 006250 | 783.4 |
| | 350.00 | 000100 | 3,687.6 |
| | 350.00 | 005350 | 941.7 |
| | 350.00 | 006250 | 4,090.5 |
| | 350.00 | 006400 | 266.5 |
| | 350.00 | 033600 | 349.1 |
| | 350.00 | 035000 | 642.6 |
| | 350.00 | 035100 | 79.9 |
| | 350.00 | 035250 | 5,555.3 |
| | 350.00 | 035400 | 3,001.9 |
| | 350.00 | 041700 | 124.2 |
| | 369.38 | 006300 | 332.1 |
| | 370.00 | 000100 | 205.3 |
| | 375.00 | 017000 | 3,079.1 |
| | 400.00 | 007600 | 540.7 |
| | 450.00 | 006300 | 250.4 |
| | 550.00 | 000100 | 43.7 |
| | 635.00 | 017000 | 252.1 |
| | 818.00 | 013600 | 100.5 |
| | 900.00 | 000100 | 120.0 |
| Wtd. Avg. Base & Total Tons | 334.97 | | 44,050.7 |
| Other Red b/ | 891.77 | 016800 | 7.4 |
| | 900.00 | 027100 | 3.0 |
| | 1,156.07 | 020600 | 5.7 |
| | 1,704.99 | 000100 | 3.9 |
| | 1,856.54 | 000100 | 3.6 |
| Wtd. Avg. Base & Total Tons | 1,238.21 | | 23.6 |

DISTRICT 13

| RAISIN GRAPES | | | |
|-----------------------------|--------|-----------|---------|
| Diamond Muscat | 200.00 | 001310 | 6.5 |
| Wtd. Avg. Base & Total Tons | 200.00 | | 6.5 |
| Dovine | 175.00 | 000100 | 443.3 |
| | 175.00 | 001400 | 425.6 |
| | 200.00 | 000100 | 128.3 |
| Wtd. Avg. Base & Total Tons | 178.22 | | 997.2 |
| Fiesta | 8.00 | c/ 032200 | 868.4 |
| | 100.00 | 000100 | 194.7 |
| | 150.00 | 000100 | 1,537.1 |
| | 150.00 | 001700 | 968.3 |

TABLE 8: BASE PRICE PAID TO GROWERS FOR GRAPES CRUSHED AND DELIVERED TO CALIFORNIA PROCESSORS FROM THE 2005 CROP WITH BRIX FACTORS AND PURCHASED TONNAGE, BY TYPE, VARIETY, REPORTING DISTRICT WHERE GROWN, AND WEIGHTED AVERAGE BASE PRICE.

| District, Type, and Variety | Base Price Per Ton | Brix Factors | Tons |
|--------------------------------|-----------------------|-----------------|------|
| | Dollars | Code a/ | |

| District, Type, and Variety | Base Price Per Ton | Brix Factors | Tons |
|--------------------------------|-----------------------|-----------------|------|
| | Dollars | Code a/ | |

DISTRICT 13 (Cont'd.)

| | | | |
|-----------------------------|--------|--------|-----------|
| Fiesta (Cont'd.) | 150.00 | 002000 | 355.0 |
| | 165.00 | 000600 | 1,677.2 |
| | 175.00 | 000100 | 114.3 |
| | 180.00 | 000100 | 174.3 |
| | 200.00 | 000100 | 1,007.9 |
| | 200.00 | 001400 | 1,957.1 |
| | 200.00 | 007050 | 715.9 |
| | 225.00 | 013600 | 149.8 |
| Wtd. Avg. Base & Total Tons | 174.72 | d/ | 9,720.0 |
| Selma Pete | 175.00 | 000100 | 505.9 |
| | 200.00 | 001400 | 368.8 |
| Wtd. Avg. Base & Total Tons | 185.54 | | 874.7 |
| Sultana | 180.00 | 038700 | 5.0 |
| Wtd. Avg. Base & Total Tons | 180.00 | | 5.0 |
| Thompson Seedless | 100.00 | 000100 | 14,982.2 |
| | 100.00 | 001700 | 19,746.4 |
| | 100.00 | 001800 | 662.3 |
| | 100.00 | 007050 | 8,592.6 |
| | 100.00 | 013600 | 800.2 |
| | 100.00 | 038300 | 28,274.7 |
| | 125.00 | 001400 | 1,195.7 |
| | 125.00 | 009640 | 537.9 |
| | 128.44 | 011300 | 427.4 |
| | 150.00 | 007050 | 582.8 |
| | 160.00 | 001400 | 108.4 |
| | 165.00 | 000600 | 41,900.2 |
| | 175.00 | 000100 | 6,952.1 |
| | 175.00 | 013600 | 125.6 |
| | 175.00 | 038700 | 42,262.7 |
| | 180.00 | 038700 | 56,210.5 |
| | 190.00 | 000100 | 1,998.5 |
| | 200.00 | 000100 | 223.3 |
| | 200.00 | 000800 | 2,150.5 |
| | 200.00 | 001400 | |
| | | | 19,564.0 |
| | 200.00 | 006950 | 166.0 |
| | 200.00 | 007050 | 44,206.8 |
| | 200.00 | 012900 | 5,183.6 |
| | 202.00 | 000100 | 513.0 |
| | 225.00 | 010600 | 535.0 |
| | 225.00 | 013600 | 192.5 |
| | 240.00 | 001700 | 837.7 |
| | 240.00 | 038700 | 94.2 |
| | 240.00 | 040300 | 3,737.3 |
| | 242.40 | 001700 | 220.8 |
| Wtd. Avg. Base & Total Tons | 163.27 | | 302,984.9 |

TABLE GRAPES

| | | | |
|-----------------------------|--------|-----------|-------|
| Black Monukka | 200.00 | 007050 | 456.9 |
| | 220.00 | 013600 | 10.6 |
| Wtd. Avg. Base & Total Tons | 200.45 | | 467.5 |
| Flame Seedless * | 8.00 | c/ 032200 | 461.3 |
| | 114.40 | 011300 | 43.2 |
| | 185.00 | 010700 | 350.4 |
| | 200.00 | 000600 | 87.0 |
| Wtd. Avg. Base & Total Tons | 181.37 | d/ | 941.9 |
| Flame Tokay | 200.00 | 009300 | 83.6 |
| Wtd. Avg. Base & Total Tons | 200.00 | | 83.6 |
| Malaga * | 100.00 | 000600 | 114.6 |
| | 100.00 | 001700 | 43.7 |
| | 100.00 | 001800 | 72.1 |
| | 100.00 | 038300 | 18.9 |
| | 165.00 | 038700 | 66.8 |

| | | | |
|-----------------------------|--------|-----------|----------|
| | 225.00 | 000600 | 230.0 |
| Wtd. Avg. Base & Total Tons | 160.60 | | 546.1 |
| Marroo Seedless | 149.60 | 000100 | 29.8 |
| | 172.00 | 000100 | 23.7 |
| | 181.60 | 000100 | 22.5 |
| | 207.20 | 000100 | 21.8 |
| Wtd. Avg. Base & Total Tons | 175.23 | | 97.8 |
| Ruby Seedless * | 8.00 | c/ 032200 | 1,867.8 |
| | 100.00 | 038300 | 241.1 |
| | 100.00 | 045600 | 136.5 |
| Wtd. Avg. Base & Total Tons | 100.00 | d/ | 2,245.4 |
| Other Table b/ | 3.50 | c/ 032200 | 16,307.6 |
| | 160.00 | 006800 | 30.2 |
| Wtd. Avg. Base & Total Tons | 160.00 | d/ | 16,337.8 |

WINE GRAPES (WHITE)

| | | | |
|-----------------------------|--------|-----------|----------|
| Burger * | 175.00 | 000100 | 2,451.1 |
| | 175.00 | 005000 | 32,040.5 |
| Wtd. Avg. Base & Total Tons | 175.00 | | 34,491.6 |
| Chardonnay * | 3.50 | c/ 032200 | 99.2 |
| | 8.00 | c/ 032200 | 124.3 |
| | 175.00 | 013600 | 73.3 |
| | 250.00 | 000100 | 2,055.0 |
| | 285.00 | 046000 | 1,645.2 |
| | 286.70 | 001900 | 46.1 |
| | 300.00 | 000100 | 7,450.1 |
| | 300.00 | 001300 | 12,671.7 |
| | 300.00 | 010900 | 3,333.7 |
| | 300.00 | 012175 | 313.1 |
| | 300.00 | 012900 | 514.7 |
| | 300.00 | 013400 | 81.7 |
| | 300.00 | 015300 | 1,332.3 |
| | 300.00 | 046000 | 5,221.2 |
| | 300.00 | 047500 | 721.7 |
| | 305.00 | 058850 | 713.2 |
| | 315.00 | 020600 | 610.4 |
| | 325.00 | 015300 | 1,307.0 |
| | 328.25 | 000100 | 257.7 |
| | 340.00 | 000100 | 3,900.9 |
| | 350.00 | 000100 | 391.0 |
| | 350.00 | 013400 | 132.6 |
| | 350.00 | 015300 | 3,100.5 |
| | 350.00 | 052500 | 1,083.6 |
| | 350.00 | 056900 | 1,339.8 |
| | 358.00 | 000100 | 949.6 |
| | 375.00 | 009300 | 23.2 |
| | 400.00 | 017200 | 12.5 |
| | 400.00 | 040300 | 1,157.4 |
| | 500.00 | 017400 | 6.7 |
| | 500.00 | 024300 | 17.0 |
| Wtd. Avg. Base & Total Tons | 310.95 | d/ | 50,686.4 |

| | | | |
|--------------|--------|--------|----------|
| Chenin Blanc | 100.00 | 000100 | 583.6 |
| | 100.00 | 000400 | 19.4 |
| | 128.48 | 000100 | 83.0 |
| | 225.00 | 000100 | 2,220.0 |
| | 225.00 | 000400 | 30,007.4 |
| | 225.00 | 000600 | 172.3 |
| | 225.00 | 001000 | 271.5 |
| | 225.00 | 007500 | 477.8 |
| | 225.00 | 008900 | 6,214.4 |
| | 225.00 | 013600 | 71.8 |
| | 225.00 | 036800 | 11,501.5 |
| | 225.00 | 038700 | 1,100.8 |
| | 230.00 | 038150 | 1,819.9 |
| | 250.00 | 036800 | 2,466.9 |
| | 275.00 | 000100 | 263.5 |
| | 300.00 | 010900 | 10.9 |

TABLE 8: BASE PRICE PAID TO GROWERS FOR GRAPES CRUSHED AND DELIVERED TO CALIFORNIA PROCESSORS FROM THE 2005 CROP WITH BRIX FACTORS AND PURCHASED TONNAGE, BY TYPE, VARIETY, REPORTING DISTRICT WHERE GROWN, AND WEIGHTED AVERAGE BASE PRICE.

| District, Type, and Variety | Base Price Per Ton | Brix Factors | Tons |
|--------------------------------|-----------------------|-----------------|------|
| | Dollars | Code a/ | |

| District, Type, and Variety | Base Price Per Ton | Brix Factors | Tons |
|--------------------------------|-----------------------|-----------------|------|
| | Dollars | Code a/ | |

DISTRICT 13 (Cont'd.)

| | | | |
|-----------------------------|----------|--------|-----------|
| Chenin Blanc (Cont'd.) | 300.00 | 034600 | 179.8 |
| | 325.00 | 009100 | 100.3 |
| Wtd. Avg. Base & Total Tons | 225.43 | | 57,564.8 |
| Emerald Riesling | 300.00 | 009300 | 96.2 |
| Wtd. Avg. Base & Total Tons | 300.00 | | 96.2 |
| French Colombard | 100.00 | 000100 | 290.6 |
| | 100.00 | 001700 | 297.2 |
| | 100.00 | 001800 | 5,352.3 |
| | 100.00 | 038300 | 184.9 |
| | 135.00 | 000600 | 153.8 |
| | 145.00 | 038220 | 6,074.8 |
| | 150.00 | 000800 | 516.6 |
| | 150.00 | 001700 | 41.1 |
| | 175.00 | 000100 | 1,944.1 |
| | 175.00 | 006500 | 283.8 |
| | 195.00 | 006500 | 1,046.5 |
| | 200.00 | 000100 | 1,582.0 |
| | 200.00 | 007600 | 10,245.9 |
| | 200.00 | 038700 | 2,364.8 |
| | 208.43 | 001000 | 3,614.8 |
| | 208.43 | 001400 | 1,285.8 |
| | 208.43 | 007500 | 1,855.8 |
| | 208.43 | 007600 | 20,252.5 |
| | 208.43 | 008900 | 964.5 |
| | 208.43 | 038500 | 457.7 |
| | 225.00 | 000100 | 2,489.9 |
| | 225.00 | 000600 | 73,728.3 |
| | 225.00 | 001000 | 282.2 |
| | 225.00 | 001400 | 125.8 |
| | 225.00 | 001700 | 156.6 |
| | 225.00 | 007600 | 4,481.7 |
| | 225.00 | 038150 | 837.0 |
| | 225.00 | 038300 | 9,238.2 |
| | 225.00 | 038700 | 38,111.5 |
| | 230.00 | 038150 | 4,512.4 |
| | 250.00 | 000100 | 2,323.7 |
| | 250.00 | 038700 | 19,762.9 |
| | 250.00 | 041700 | 502.5 |
| | 252.25 | 039710 | 3,260.2 |
| | 252.50 | 000100 | 540.0 |
| | 265.00 | 000100 | 738.7 |
| | 265.00 | 013400 | 348.1 |
| | 275.00 | 000100 | 1,196.3 |
| | 280.00 | 009300 | 153.5 |
| Wtd. Avg. Base & Total Tons | 218.35 | | 221,599.0 |
| Malvasia Bianca * | 400.00 | 000100 | 298.8 |
| | 525.00 | 000100 | 349.2 |
| | 560.00 | 009300 | 135.6 |
| | 575.00 | 001900 | 64.0 |
| | 600.00 | 000100 | 1.3 |
| | 925.00 | 000100 | 1.7 |
| | 1,200.00 | 000100 | 11.9 |
| Wtd. Avg. Base & Total Tons | 501.12 | | 862.5 |
| Muscat Blanc * | 250.00 | 000100 | 89.7 |
| | 300.00 | 000100 | 6.6 |
| | 300.00 | 001400 | 107.8 |
| | 300.00 | 010600 | 69.1 |
| | 350.00 | 012900 | 412.8 |
| | 350.00 | 041700 | 441.0 |
| | 400.00 | 009300 | 333.7 |
| | 400.00 | 041700 | 549.9 |
| | 450.00 | 000100 | 257.6 |
| | 500.00 | 000100 | 17.6 |
| | 525.00 | 015700 | 125.4 |
| | 600.00 | 000100 | 378.2 |
| | 600.00 | 017600 | 46.3 |
| | 600.00 | 030350 | 2.1 |
| | 700.00 | 000100 | 21.0 |

| | | | |
|-----------------------------|----------|--------|----------|
| | 766.62 | 001900 | 129.2 |
| | 900.00 | 013400 | 10.5 |
| | 900.00 | 017200 | 104.6 |
| Wtd. Avg. Base & Total Tons | 449.10 | | 3,103.1 |
| Muscat Orange | 300.00 | 000100 | 1.6 |
| | 400.00 | 017600 | 196.7 |
| | 700.00 | 017600 | 23.9 |
| | 855.00 | 017400 | 4.0 |
| | 900.00 | 002600 | 9.1 |
| | 1,200.00 | 017400 | 9.1 |
| Wtd. Avg. Base & Total Tons | 484.53 | | 244.4 |
| Muscat of Alexandria | 100.00 | 001700 | 22.3 |
| | 100.00 | 001800 | 205.7 |
| | 150.00 | 012900 | 206.2 |
| | 200.00 | 012900 | 1,094.8 |
| | 200.00 | 046300 | 1,385.4 |
| | 250.00 | 036800 | 5,580.9 |
| | 250.00 | 043900 | 6,305.1 |
| | 275.00 | 017000 | 2,585.4 |
| | 275.00 | 043900 | 6,214.8 |
| | 278.00 | 001900 | 559.2 |
| | 300.00 | 000100 | 79.5 |
| | 325.00 | 000100 | 47.6 |
| | 350.00 | 000100 | 2,022.0 |
| | 350.00 | 000600 | 454.1 |
| | 350.00 | 011100 | 32.3 |
| | 350.00 | 012900 | 30.5 |
| | 350.00 | 013600 | 27.2 |
| | 350.00 | 062550 | 397.2 |
| Wtd. Avg. Base & Total Tons | 263.24 | | 27,250.2 |
| Palomino * | 100.00 | 000100 | 32.7 |
| | 185.00 | 038700 | 322.6 |
| | 200.00 | 000100 | 564.3 |
| | 200.00 | 000600 | 465.7 |
| | 200.00 | 001000 | 783.7 |
| | 215.00 | 000100 | 50.2 |
| | 225.00 | 000100 | 292.3 |
| | 225.00 | 000600 | 438.1 |
| | 225.00 | 013400 | 91.8 |
| | 275.00 | 009300 | 351.5 |
| | 329.25 | 000100 | 7.8 |
| | 350.00 | 009300 | 4.0 |
| Wtd. Avg. Base & Total Tons | 212.09 | | 3,404.7 |
| Pinot Gris * | 400.00 | 012200 | 562.3 |
| | 1,100.00 | 000100 | 8.8 |
| | 1,198.00 | 000100 | 5.3 |
| Wtd. Avg. Base & Total Tons | 418.02 | | 576.4 |
| Sauvignon Blanc | 100.00 | 001700 | 38.0 |
| | 300.00 | 013100 | 2,115.7 |
| | 300.00 | 041600 | 583.0 |
| | 350.00 | 000100 | 207.9 |
| | 350.00 | 001900 | 21.9 |
| | 350.00 | 013100 | 627.9 |
| | 350.00 | 013400 | 325.7 |
| | 400.00 | 009300 | 215.1 |
| Wtd. Avg. Base & Total Tons | 317.67 | | 4,135.2 |
| Semillon | 175.00 | 000100 | 351.3 |
| | 280.00 | 000100 | 481.3 |
| | 300.00 | 038700 | 602.9 |
| | 300.00 | 041700 | 749.8 |
| Wtd. Avg. Base & Total Tons | 275.50 | | 2,185.3 |
| Symphony | 250.00 | 016800 | 377.8 |
| | 275.00 | 045800 | 266.3 |
| | 300.00 | 045600 | 137.9 |
| | 325.00 | 000100 | 674.6 |
| | 325.00 | 007800 | 716.3 |

TABLE 8: BASE PRICE PAID TO GROWERS FOR GRAPES CRUSHED AND DELIVERED TO CALIFORNIA PROCESSORS FROM THE 2005 CROP WITH BRIX FACTORS AND PURCHASED TONNAGE, BY TYPE, VARIETY, REPORTING DISTRICT WHERE GROWN, AND WEIGHTED AVERAGE BASE PRICE.

| District, Type, and Variety | Base Price Per Ton | Brix Factors | Tons | District, Type, and Variety | Base Price Per Ton | Brix Factors | Tons |
|--------------------------------|-----------------------|-----------------|----------|--------------------------------|-----------------------|-----------------|----------|
| | Dollars | Code a/ | | | Dollars | Code a/ | |
| DISTRICT 13 (Cont'd.) | | | | | | | |
| Symphony (Cont'd.) | 325.00 | 016800 | 372.6 | Cabernet Franc | 40.00 | 000100 | 5.7 |
| | 326.95 | 001900 | 58.8 | | 100.00 | 002200 | 604.6 |
| | 360.00 | 000100 | 581.4 | | 310.00 | 017400 | 13.9 |
| | 400.00 | 000100 | 187.0 | | 323.00 | 001900 | 41.2 |
| Wtd. Avg. Base & Total Tons | 321.85 | | 3,372.7 | Wtd. Avg. Base & Total Tons | 117.68 | | 665.4 |
| Triplet Blanc | 200.00 | 001000 | 41.4 | Cabernet Sauvignon | 100.00 | 000100 | 119.0 |
| Wtd. Avg. Base & Total Tons | 200.00 | | 41.4 | | 100.00 | 001800 | 82.3 |
| Viognier | 250.00 | 000100 | 236.4 | | 100.00 | 002200 | 1,486.9 |
| | 300.00 | 001900 | 47.5 | | 100.00 | 045600 | 94.6 |
| | 400.00 | 000100 | 1.8 | | 200.00 | 000100 | 1,845.1 |
| | 400.00 | 017800 | 3.0 | | 200.00 | 001900 | 814.1 |
| | 414.00 | 020800 | 197.9 | | 200.00 | 022600 | 3,257.5 |
| | 429.25 | 000100 | 138.1 | | 225.00 | 000100 | 416.0 |
| | 500.00 | 027500 | 30.0 | | 225.00 | 022600 | 9.8 |
| | 568.65 | 022900 | 280.2 | | 250.00 | 000100 | 2,462.0 |
| | 575.00 | 000100 | 290.6 | | 250.00 | 001900 | 48.3 |
| | 625.00 | 013400 | 46.8 | | 250.00 | 002200 | 750.8 |
| | 678.06 | 022900 | 289.8 | | 250.00 | 011100 | 35.5 |
| | 700.00 | 009300 | 56.7 | | 250.00 | 017400 | 128.4 |
| | 750.00 | 070527 | 20.0 | | 250.00 | 022600 | 2,060.1 |
| | 1,200.00 | 000100 | 72.9 | | 250.00 | 056900 | 1,215.7 |
| | 1,200.00 | 024500 | 1.5 | | 250.00 | 064800 | 427.5 |
| | 1,500.00 | 000100 | 1.0 | | 260.00 | 000100 | 1.9 |
| Wtd. Avg. Base & Total Tons | 542.02 | | 1,714.2 | | 285.00 | 017400 | 48.8 |
| Other White b/ | 100.00 | 038300 | 18.1 | | 285.00 | 046000 | 1,779.3 |
| | 175.00 | 038700 | 222.5 | | 300.00 | 000100 | 1,927.8 |
| | 200.00 | 000600 | 6.1 | | 300.00 | 046000 | 3,914.2 |
| Wtd. Avg. Base & Total Tons | 170.12 | | 246.7 | | 300.00 | 046800 | 30,106.7 |
| | | | | | 300.00 | 047100 | 1,306.4 |
| | | | | | 325.00 | 009300 | 195.2 |
| | | | | | 900.00 | 013600 | 2.1 |
| | | | | | 1,200.00 | 021200 | 1.0 |
| | | | | Wtd. Avg. Base & Total Tons | 275.12 | | 54,537.0 |
| | | | | Carignane | 100.00 | 002200 | 443.6 |
| | | | | | 100.00 | 045600 | 33.2 |
| | | | | | 225.00 | 000100 | 18.2 |
| | | | | | 225.00 | 002200 | 2,173.6 |
| | | | | | 225.00 | 013600 | 149.0 |
| | | | | | 225.00 | 016800 | 2,668.5 |
| | | | | | 250.00 | 000100 | 2,761.6 |
| | | | | | 250.00 | 016800 | 258.8 |
| | | | | | 250.00 | 046000 | 6,032.1 |
| | | | | | 275.00 | 013600 | 42.7 |
| Wtd. Avg. Base & Total Tons | 254.63 | | 2,593.5 | Wtd. Avg. Base & Total Tons | 236.58 | | 14,581.3 |
| Barbera | 100.00 | 002000 | 354.3 | Carnelian | 100.00 | 002000 | 12.5 |
| | 100.00 | 002200 | 453.4 | | 200.00 | 046500 | 1,640.7 |
| | 100.00 | 014500 | 1,878.7 | | 225.00 | 002000 | 100.0 |
| | 100.00 | 045600 | 24.2 | | 225.00 | 002200 | 2,769.9 |
| | 100.00 | 046500 | 14.3 | | 225.00 | 016800 | 4,098.0 |
| | 200.00 | 000100 | 22.8 | | 250.00 | 064800 | 66.6 |
| | 200.00 | 015200 | 751.7 | | 325.00 | 013600 | 99.2 |
| | 200.00 | 016800 | 193.5 | Wtd. Avg. Base & Total Tons | 221.47 | | 8,786.9 |
| | 200.00 | 017000 | 2,098.5 | Centurian | 100.00 | 002200 | 410.3 |
| | 200.00 | 052500 | 967.6 | | 225.00 | 017400 | 186.5 |
| | 222.30 | 001900 | 551.6 | | 250.00 | 056900 | 1,195.9 |
| | 222.30 | 015200 | 224.1 | Wtd. Avg. Base & Total Tons | 213.07 | | 1,792.7 |
| | 222.30 | 016800 | 3,770.7 | Charbono | 1,200.00 | 020800 | 1.0 |
| | 222.30 | 045800 | 4,195.9 | Wtd. Avg. Base & Total Tons | 1,200.00 | | 1.0 |
| | 225.00 | 000100 | 302.9 | Cinsaut * | 100.00 | 002200 | 246.0 |
| | 225.00 | 002000 | 9,207.2 | Wtd. Avg. Base & Total Tons | 100.00 | | 246.0 |
| | 225.00 | 016800 | 1,601.8 | Dolcetto | 1,250.00 | 000100 | 20.4 |
| | 225.00 | 017400 | 615.3 | Wtd. Avg. Base & Total Tons | 1,250.00 | | 20.4 |
| | 225.00 | 046000 | 7,540.0 | | | | |
| | 228.52 | 001900 | 61.3 | | | | |
| | 240.00 | 000100 | 871.4 | | | | |
| | 250.00 | 000100 | 2,424.5 | | | | |
| | 250.00 | 046500 | | | | | |
| | | | 33,599.0 | | | | |
| | 252.50 | 000100 | 255.9 | | | | |
| | 450.00 | 000100 | 7.1 | | | | |
| Wtd. Avg. Base & Total Tons | 231.35 | | 71,987.7 | | | | |

TABLE 8: BASE PRICE PAID TO GROWERS FOR GRAPES CRUSHED AND DELIVERED TO CALIFORNIA PROCESSORS FROM THE 2005 CROP WITH BRIX FACTORS AND PURCHASED TONNAGE, BY TYPE, VARIETY, REPORTING DISTRICT WHERE GROWN, AND WEIGHTED AVERAGE BASE PRICE.

| District, Type, and Variety | Base Price Per Ton | Brix Factors | Tons | District, Type, and Variety | Base Price Per Ton | Brix Factors | Tons |
|--------------------------------|-----------------------|-----------------|----------|--------------------------------|-----------------------|-----------------|-----------|
| | Dollars | Code a/ | | | Dollars | Code a/ | |
| DISTRICT 13 (Cont'd.) | | | | | 260.75 | 001900 | 131.9 |
| Gamay (Napa) * | 300.00 | 000100 | 1,594.8 | Wtd. Avg. Base & Total Tons | 178.07 | | 9,120.0 |
| | 1,200.00 | 012900 | 1.5 | Muscat Hamburg * | 1,200.00 | 017400 | 5.3 |
| Wtd. Avg. Base & Total Tons | 300.85 | | 1,596.3 | Wtd. Avg. Base & Total Tons | 1,200.00 | | 5.3 |
| Grenache * | 100.00 | 000100 | 71.2 | Nebbiolo | 1,150.00 | 000100 | 22.9 |
| | 100.00 | 001800 | 312.3 | Wtd. Avg. Base & Total Tons | 1,150.00 | | 22.9 |
| | 100.00 | 045600 | 173.9 | Petite Sirah | 225.00 | 015150 | 150.7 |
| | 160.00 | 045600 | 4,194.9 | | 225.00 | 020600 | 68.0 |
| | 200.00 | 052500 | 2,576.1 | | 300.00 | 017400 | 238.3 |
| | 205.00 | 020600 | 2,015.3 | | 1,200.00 | 024800 | 1.0 |
| | 220.00 | 038700 | 2,487.1 | Wtd. Avg. Base & Total Tons | 266.15 | | 458.0 |
| | 225.00 | 000100 | 151.3 | Pinot Noir | 625.00 | 020600 | 105.9 |
| | 225.00 | 000600 | 40,211.5 | | 1,000.00 | 000100 | 1.1 |
| | 225.00 | 006250 | 2,267.7 | | 1,200.00 | 017400 | 55.8 |
| | 225.00 | 041700 | 323.3 | Wtd. Avg. Base & Total Tons | 824.62 | | 162.8 |
| | 235.00 | 006250 | 173.6 | Royalty | 100.00 | 002200 | 14.7 |
| | 250.00 | 000100 | 65.3 | | 200.00 | 012900 | 615.1 |
| | 250.00 | 013600 | 113.0 | | 225.00 | 002000 | 208.8 |
| | 250.00 | 017400 | 236.8 | | 225.00 | 002200 | 216.9 |
| | 250.00 | 038700 | 3,509.0 | Wtd. Avg. Base & Total Tons | 208.69 | | 1,055.5 |
| | 250.00 | 064800 | 237.3 | Rubired * | 40.00 | 000100 | 37.7 |
| | 600.00 | 000100 | 1.6 | | 100.00 | 000100 | 24.8 |
| | 900.00 | 000100 | 1.1 | | 100.00 | 002200 | 4,367.5 |
| | 1,000.00 | 000100 | 3.4 | | 185.00 | 041500 | 24.5 |
| | 1,000.00 | 024300 | 10.9 | | 185.00 | 045600 | 57.6 |
| Wtd. Avg. Base & Total Tons | 219.23 | | 59,136.6 | | 200.00 | 012900 | 7,109.2 |
| Lagrein | 225.00 | 017200 | 101.1 | | 200.00 | 020600 | 507.5 |
| Wtd. Avg. Base & Total Tons | 225.00 | | 101.1 | | 200.00 | 022500 | 337.7 |
| Mataro * | 450.00 | 000100 | 0.5 | | 200.00 | 045600 | 1,466.4 |
| Wtd. Avg. Base & Total Tons | 450.00 | | 0.5 | | 200.00 | 057200 | 2,814.4 |
| Merlot | 100.00 | 000100 | 1.0 | | 225.00 | 002200 | 67,612.3 |
| | 100.00 | 002200 | 895.3 | | 225.00 | 013300 | 667.7 |
| | 100.00 | 020600 | 109.0 | | 225.00 | 017000 | 157.7 |
| | 115.00 | 019000 | 608.9 | | 225.00 | 017400 | 1,142.9 |
| | 150.00 | 007600 | 173.9 | | 225.00 | 041500 | 5,688.1 |
| | 150.00 | 019000 | 382.5 | | 225.00 | 045600 | 297.4 |
| | 225.00 | 000100 | 12.0 | | 225.00 | 046000 | 3,524.7 |
| | 250.00 | 002200 | 80.2 | | 225.00 | 052500 | 965.1 |
| | 250.00 | 057200 | 1,506.6 | | 225.00 | 056900 | 4,592.7 |
| | 250.00 | 057400 | 119.5 | | 227.50 | 017400 | 1,716.9 |
| | 250.00 | 061500 | 482.5 | | 237.82 | 052500 | 2,684.2 |
| | 290.00 | 000100 | 2.2 | | 250.00 | 000100 | 134.1 |
| | 292.60 | 012900 | 77.1 | | 250.00 | 038700 | 26.1 |
| | 292.60 | 015200 | 703.9 | | 250.00 | 046000 | 7,062.4 |
| | 292.60 | 020600 | 4,007.2 | | 250.00 | 046500 | 2,937.9 |
| | 300.00 | 016800 | 61.5 | | 265.00 | 000100 | 1,040.0 |
| | 300.00 | 018450 | 3,343.8 | | 277.75 | 001900 | 95.6 |
| | 300.00 | 019000 | 5,008.1 | | 300.00 | 056900 | 1,193.8 |
| | 300.00 | 046000 | 5,114.1 | | 315.00 | 017200 | 144.1 |
| | 300.00 | 046800 | 11,221.5 | Wtd. Avg. Base & Total Tons | 221.43 | | 118,431.0 |
| | 300.00 | 047100 | 4,041.9 | Ruby Cabernet | 40.00 | 000100 | 6.3 |
| | 300.00 | 056900 | 1,060.0 | | 100.00 | 002200 | 1,470.4 |
| | 303.83 | 001900 | 112.4 | | 100.00 | 014500 | 34.9 |
| | 325.00 | 009300 | 182.1 | | 100.00 | 021100 | 140.4 |
| | 350.00 | 000100 | 843.3 | | 100.00 | 056700 | 522.6 |
| | 350.00 | 017200 | 124.0 | | 225.00 | 016800 | 282.8 |
| | 350.00 | 020600 | 8,416.0 | | 250.00 | 000100 | 2,153.9 |
| | 350.00 | 046000 | 809.1 | | 250.00 | 001900 | 26.1 |
| | 350.00 | 056900 | 119.0 | | 250.00 | 002200 | 140.3 |
| | 355.00 | 000100 | 191.0 | | 250.00 | 012900 | 1,112.0 |
| | 360.00 | 016900 | 1,790.8 | | 250.00 | 016800 | 9,208.9 |
| | 375.00 | 000100 | 585.8 | | 250.00 | 021100 | 642.8 |
| | 400.00 | 000100 | 2.1 | | 250.00 | 038700 | 438.2 |
| | 500.00 | 024300 | 39.0 | | 250.00 | 046000 | 10,105.9 |
| Wtd. Avg. Base & Total Tons | 302.82 | | 52,227.3 | | 250.00 | 046500 | 4,535.6 |
| Mission | 100.00 | 002200 | 97.1 | | | | |
| | 175.00 | 046500 | 7,930.4 | | | | |
| | 200.00 | 001900 | 960.6 | | | | |

TABLE 8: BASE PRICE PAID TO GROWERS FOR GRAPES CRUSHED AND DELIVERED TO CALIFORNIA PROCESSORS FROM THE 2005 CROP WITH BRIX FACTORS AND PURCHASED TONNAGE, BY TYPE, VARIETY, REPORTING DISTRICT WHERE GROWN, AND WEIGHTED AVERAGE BASE PRICE.

| District, Type, and Variety | Base Price Per Ton | Brix Factors | Tons | District, Type, and Variety | Base Price Per Ton | Brix Factors | Tons |
|--------------------------------|-----------------------|-----------------|----------|--------------------------------|-----------------------|-----------------|----------|
| | Dollars | Code a/ | | | Dollars | Code a/ | |
| DISTRICT 13 (Cont'd.) | | | | | | | |
| Ruby Cabernet (Cont'd.) | 250.00 | 052500 | 2,263.5 | Wtd. Avg. Base & Total Tons | 245.78 | | 31,462.9 |
| | 250.00 | 057200 | 360.7 | Tempranillo * | 100.00 | 056700 | 28.8 |
| | 250.00 | 066125 | 11,510.5 | | 275.00 | 046000 | 1,521.7 |
| | 255.00 | 058850 | 979.9 | | 465.00 | 000100 | 16.6 |
| | 262.00 | 000100 | 144.4 | Wtd. Avg. Base & Total Tons | 273.80 | | 1,567.1 |
| | 275.00 | 000100 | 71.9 | Tinta Cao | 800.00 | 000100 | 1.5 |
| | 275.00 | 002000 | 207.8 | Wtd. Avg. Base & Total Tons | 800.00 | | 1.5 |
| | 275.00 | 009300 | 125.7 | Tinta Madeira | 582.82 | 000100 | 35.6 |
| | 300.00 | 000100 | 254.7 | Wtd. Avg. Base & Total Tons | 582.82 | | 35.6 |
| | 300.00 | 046000 | 241.1 | Touriga Nacional * | 100.00 | 002200 | 15.9 |
| | 303.00 | 000100 | 241.3 | | 375.00 | 000100 | 20.6 |
| | 303.00 | 020600 | 439.9 | | 616.52 | 000100 | 9.8 |
| | 308.00 | 000100 | 1,869.6 | Wtd. Avg. Base & Total Tons | 331.68 | | 46.3 |
| | 310.00 | 000100 | 277.1 | Zinfandel | 8.00 c/ | 032200 | 64.5 |
| | 350.00 | 041700 | 2,120.4 | | 200.00 | 000100 | 16.6 |
| | 350.00 | 046000 | 245.1 | | 225.00 | 000100 | 27.9 |
| Wtd. Avg. Base & Total Tons | 252.02 | | 52,174.7 | | 225.00 | 005350 | 160.0 |
| Salvador | 225.00 | 002200 | 194.5 | | 225.00 | 033900 | 5,381.7 |
| Wtd. Avg. Base & Total Tons | 225.00 | | 194.5 | | 250.00 | 000100 | 18.6 |
| Sangiovese * | 100.00 | 002200 | 1,637.7 | | 250.00 | 033600 | 1,183.2 |
| | 185.00 | 032800 | 1,257.3 | | 275.00 | 005350 | 852.5 |
| | 225.00 | 022600 | 448.2 | | 300.00 | 000100 | 8,672.7 |
| | 300.00 | 013600 | 28.5 | | 300.00 | 032800 | 1,133.2 |
| | 337.50 | 000100 | 29.4 | | 300.00 | 033650 | 15,700.8 |
| Wtd. Avg. Base & Total Tons | 151.62 | | 3,401.1 | | 310.00 | 006300 | 157.6 |
| Souzao | 400.00 | 000100 | 7.0 | | 315.00 | 033600 | 15,310.4 |
| Wtd. Avg. Base & Total Tons | 400.00 | | 7.0 | | 315.00 | 033800 | 6,628.2 |
| Syrah * | 40.00 | 000100 | 207.6 | | 325.00 | 005350 | 84.7 |
| | 100.00 | 000100 | 1,413.0 | | 340.00 | 007100 | 906.9 |
| | 100.00 | 002200 | 3,279.2 | | 340.70 | 005350 | 6,096.5 |
| | 100.00 | 002300 | 142.0 | | 340.70 | 006250 | 5,374.6 |
| | 100.00 | 045600 | 130.7 | | 340.70 | 033900 | 3,778.1 |
| | 225.00 | 012900 | 62.7 | | 345.00 | 007100 | 1,822.8 |
| | 225.00 | 015200 | 364.3 | | 350.00 | 000100 | 557.0 |
| | 225.00 | 020700 | 3,666.9 | | 350.00 | 005350 | 13,824.9 |
| | 225.00 | 056700 | 186.9 | | 350.00 | 009300 | 67.5 |
| | 225.00 | 057200 | 855.6 | | 350.00 | 036600 | 338.1 |
| | 250.00 | 002200 | 2,583.5 | | 355.00 | 039710 | 817.9 |
| | 250.00 | 016650 | 500.5 | | 365.00 | 000100 | 252.8 |
| | 250.00 | 019000 | 767.6 | | 380.00 | 000100 | 33.7 |
| | 250.00 | 020700 | 1,200.5 | | 400.00 | 000100 | 59.2 |
| | 250.00 | 046000 | 393.4 | | 425.00 | 001900 | 141.7 |
| | 250.00 | 056900 | 280.9 | | 450.00 | 000100 | 106.4 |
| | 250.00 | 066120 | 5,049.5 | | 450.00 | 017400 | 7.9 |
| | 275.00 | 046000 | 379.7 | | 450.00 | 017800 | 10.3 |
| | 275.00 | 056900 | 962.0 | Wtd. Avg. Base & Total Tons | 315.83 d/ | | 89,588.9 |
| | 277.75 | 016800 | 233.7 | Other Red b/ | 40.00 | 000100 | 3.5 |
| | 300.00 | 000100 | 31.6 | | 100.00 | 002200 | 808.3 |
| | 300.00 | 002300 | 129.3 | | 100.00 | 038300 | 13.3 |
| | 300.00 | 017400 | 45.3 | | 125.00 | 001700 | 491.3 |
| | 300.00 | 046000 | 502.8 | | 200.00 | 016800 | 68.7 |
| | 300.00 | 046800 | 821.4 | | 450.00 | 000100 | 17.1 |
| | 300.00 | 056900 | 2,013.1 | Wtd. Avg. Base & Total Tons | 117.78 | | 1,402.2 |
| | 300.00 | 066150 | 850.0 | DISTRICT 14 | | | |
| | 333.27 | 056900 | 446.2 | RAISIN GRAPES | | | |
| | 350.00 | 000100 | 477.2 | Dovine | 175.00 | 000100 | 464.8 |
| | 350.00 | 001900 | 17.3 | Wtd. Avg. Base & Total Tons | 175.00 | | 464.8 |
| | 350.00 | 013600 | 95.7 | Fiesta | 175.00 | 000100 | 2,581.7 |
| | 350.00 | 017800 | 5.0 | | 184.00 | 000100 | 199.3 |
| | 350.00 | 036800 | 573.5 | | 200.00 | 007050 | 2,542.6 |
| | 350.00 | 046000 | 1,015.8 | Wtd. Avg. Base & Total Tons | 187.28 | | 5,323.6 |
| | 365.00 | 000100 | 267.9 | | | | |
| | 375.00 | 064800 | 540.5 | | | | |
| | 425.00 | 013400 | 57.9 | | | | |
| | 425.00 | 017100 | 429.8 | | | | |
| | 425.00 | 019000 | 472.6 | | | | |
| | 450.00 | 000100 | 3.6 | | | | |
| | 500.00 | 000100 | 6.2 | | | | |

TABLE 8: BASE PRICE PAID TO GROWERS FOR GRAPES CRUSHED AND DELIVERED TO CALIFORNIA PROCESSORS FROM THE 2005 CROP WITH BRIX FACTORS AND PURCHASED TONNAGE, BY TYPE, VARIETY, REPORTING DISTRICT WHERE GROWN, AND WEIGHTED AVERAGE BASE PRICE.

| District, Type, and Variety | Base Price Per Ton | Brix Factors | Tons |
|--------------------------------|-----------------------|-----------------|------|
| | Dollars | Code a/ | |

| District, Type, and Variety | Base Price Per Ton | Brix Factors | Tons |
|--------------------------------|-----------------------|-----------------|------|
| | Dollars | Code a/ | |

DISTRICT 14 (Cont'd.)

| | | | |
|-----------------------------|--------|--------|----------|
| Thompson Seedless | 100.00 | 000100 | 2,326.0 |
| | 100.00 | 001700 | 208.3 |
| | 100.00 | 007050 | 1,510.1 |
| | 100.00 | 038300 | 2,837.7 |
| | 114.67 | 010700 | 281.0 |
| | 114.67 | 013600 | 111.1 |
| | 143.00 | 000100 | 22.3 |
| | 147.74 | 000100 | 106.2 |
| | 150.00 | 010700 | 405.9 |
| | 154.00 | 003900 | 5,966.1 |
| | 159.20 | 003900 | 11,176.7 |
| | 175.00 | 000100 | 3,511.9 |
| | 200.00 | 001400 | 482.3 |
| | 200.00 | 007050 | 16,903.7 |
| Wtd. Avg. Base & Total Tons | 165.82 | | 45,849.3 |
| Other Raisin b/ | 184.00 | 000100 | 144.9 |
| Wtd. Avg. Base & Total Tons | 184.00 | | 144.9 |

TABLE GRAPES

| | | | |
|-----------------------------|--------|--------|---------|
| Autumn Royal | 135.20 | 003900 | 215.8 |
| Wtd. Avg. Base & Total Tons | 135.20 | | 215.8 |
| Black Emerald | 185.00 | 000100 | 35.8 |
| Wtd. Avg. Base & Total Tons | 185.00 | | 35.8 |
| Calmeria | 116.35 | 003900 | 58.5 |
| Wtd. Avg. Base & Total Tons | 116.35 | | 58.5 |
| Crimson Seedless * | 138.45 | 003900 | 124.1 |
| Wtd. Avg. Base & Total Tons | 138.45 | | 124.1 |
| Emerald Seedless * | 141.05 | 003900 | 157.5 |
| Wtd. Avg. Base & Total Tons | 141.05 | | 157.5 |
| Exotic | 159.20 | 003900 | 50.6 |
| Wtd. Avg. Base & Total Tons | 159.20 | | 50.6 |
| Flame Seedless * | 100.00 | 038300 | 577.4 |
| | 150.00 | 000100 | 27.6 |
| | 168.80 | 003900 | 20.8 |
| | 174.40 | 003900 | 7,032.0 |
| | 175.00 | 000100 | 11.9 |
| | 184.00 | 003900 | 843.7 |
| | 188.74 | 000100 | 15.4 |
| | 200.00 | 007500 | 204.6 |
| Wtd. Avg. Base & Total Tons | 170.94 | | 8,733.4 |
| Perlette | 159.20 | 003900 | 136.8 |
| Wtd. Avg. Base & Total Tons | 159.20 | | 136.8 |
| Princess * | 182.40 | 003900 | 216.8 |
| Wtd. Avg. Base & Total Tons | 182.40 | | 216.8 |
| Red Globe * | 100.00 | 000100 | 1,440.9 |
| | 131.30 | 003900 | 2,809.9 |
| Wtd. Avg. Base & Total Tons | 120.69 | | 4,250.8 |
| Ruby Seedless * | 141.05 | 003900 | 764.1 |
| | 143.00 | 003900 | 101.2 |
| | 200.00 | 007050 | 317.7 |
| Wtd. Avg. Base & Total Tons | 157.05 | | 1,183.0 |

| | | | |
|----------------|---------|--------|---------|
| Other Table b/ | 3.50 c/ | 032200 | 3,257.3 |
| | 150.00 | 006800 | 70.4 |
| | 159.20 | 003900 | 324.2 |

Wtd. Avg. Base & Total Tons 157.56 d/ 3,651.9

WINE GRAPES (WHITE)

| | | | |
|-----------------------------|--------|--------|----------|
| Burger * | 180.00 | 000100 | 1,426.6 |
| | 185.00 | 000100 | 951.4 |
| | 185.31 | 000100 | 914.8 |
| Wtd. Avg. Base & Total Tons | 182.92 | | 3,292.8 |
| Chardonnay * | 100.00 | 001700 | 1,443.4 |
| | 143.00 | 000100 | 32.5 |
| | 225.00 | 015300 | 2,227.8 |
| | 250.00 | 000100 | 10,405.9 |
| | 275.00 | 015200 | 687.9 |
| | 300.00 | 000100 | 5,539.8 |
| | 300.00 | 013400 | 55.5 |
| | 300.00 | 015150 | 194.5 |
| | 300.00 | 046000 | 878.9 |
| | 325.00 | 000100 | 366.3 |
| | 350.00 | 000100 | 2,200.3 |
| | 350.00 | 015300 | 5,366.1 |
| Wtd. Avg. Base & Total Tons | 279.22 | | 29,398.9 |
| Chenin Blanc | 200.00 | 000100 | 212.5 |
| | 210.00 | 000400 | 6,111.6 |
| | 225.00 | 000100 | 3,290.2 |
| | 225.00 | 007600 | 265.8 |
| | 225.00 | 008900 | 1,898.1 |
| | 225.00 | 010700 | 18.1 |
| Wtd. Avg. Base & Total Tons | 216.78 | | 11,796.3 |
| Emerald Riesling | 300.00 | 000100 | 621.3 |
| | 350.00 | 000100 | 1,000.0 |
| | 350.00 | 013400 | 175.0 |
| Wtd. Avg. Base & Total Tons | 332.71 | | 1,796.3 |
| French Colombard | 100.00 | 001800 | 24.9 |
| | 141.05 | 003900 | 26.7 |
| | 175.00 | 000100 | 190.7 |
| | 185.00 | 038700 | 426.6 |
| | 200.00 | 008000 | 385.5 |
| | 208.43 | 007600 | 15,622.8 |
| | 210.00 | 000100 | 6,214.7 |
| | 210.00 | 000600 | 3,512.5 |
| | 225.00 | 000100 | 2,936.8 |
| | 225.00 | 000600 | 393.0 |
| | 225.00 | 001850 | 22,370.8 |
| | 240.00 | 010700 | 251.1 |
| | 250.00 | 010600 | 1,006.7 |
| Wtd. Avg. Base & Total Tons | 217.18 | | 53,362.8 |
| Malvasia Bianca * | 425.00 | 056900 | 169.8 |
| Wtd. Avg. Base & Total Tons | 425.00 | | 169.8 |
| Muscat Blanc * | 400.00 | 000100 | 223.9 |
| Wtd. Avg. Base & Total Tons | 400.00 | | 223.9 |
| Muscat of Alexandria | 100.00 | 001800 | 85.3 |
| | 150.00 | 043900 | 128.5 |
| | 200.00 | 000600 | 19.1 |
| | 200.00 | 046300 | 478.8 |
| | 250.00 | 012900 | 1,655.6 |
| | 250.00 | 043900 | 795.4 |
| | 275.00 | 017000 | 1,447.8 |
| | 280.45 | 001900 | 694.0 |
| | 300.00 | 000100 | 107.2 |
| | 300.00 | 041700 | 988.6 |
| | 325.00 | 000100 | 4,740.9 |

TABLE 8: BASE PRICE PAID TO GROWERS FOR GRAPES CRUSHED AND DELIVERED TO CALIFORNIA PROCESSORS FROM THE 2005 CROP WITH BRIX FACTORS AND PURCHASED TONNAGE, BY TYPE, VARIETY, REPORTING DISTRICT WHERE GROWN, AND WEIGHTED AVERAGE BASE PRICE.

| District, Type, and Variety | Base Price Per Ton | Brix Factors | Tons | District, Type, and Variety | Base Price Per Ton | Brix Factors | Tons |
|--------------------------------|-----------------------|-----------------|----------|--------------------------------|-----------------------|-----------------|----------|
| | Dollars | Code a/ | | | Dollars | Code a/ | |
| DISTRICT 14 (Cont'd.) | | | | | | | |
| Muscat of Alexandria (Cont'd.) | 350.00 | 000100 | 312.6 | | 250.00 | 058850 | 2,020.4 |
| | 350.00 | 001900 | 1,223.6 | | 255.00 | 017200 | 425.7 |
| | 350.00 | 010700 | 123.7 | Wtd. Avg. Base & Total Tons | 245.05 | | 22,803.1 |
| | 350.00 | 013600 | 92.8 | Carignane | 100.00 | 002200 | 69.7 |
| | 350.00 | 016900 | 1,331.7 | | 225.00 | 046000 | 1,570.3 |
| | 350.00 | 020600 | 967.9 | Wtd. Avg. Base & Total Tons | 219.69 | | 1,640.0 |
| | 350.00 | 041500 | 2,054.6 | Carnelian | 250.00 | 017000 | 2,291.1 |
| | 350.00 | 045600 | 390.1 | Wtd. Avg. Base & Total Tons | 250.00 | | 2,291.1 |
| | 350.00 | 058850 | 1,408.2 | Grenache * | 225.00 | 000600 | 304.8 |
| | 350.00 | 059700 | 238.2 | | 225.00 | 000800 | 3,895.5 |
| | 375.00 | 016900 | 1,640.3 | | 225.00 | 006250 | 226.6 |
| | 400.00 | 058850 | 194.9 | | 225.00 | 036800 | 532.4 |
| | 423.00 | 024400 | 541.2 | Wtd. Avg. Base & Total Tons | 225.00 | | 4,959.3 |
| Wtd. Avg. Base & Total Tons | 321.99 | | 21,661.0 | Malbec | 300.00 | 000100 | 522.6 |
| Pinot Gris * | 300.00 | 000100 | 8,897.1 | Wtd. Avg. Base & Total Tons | 300.00 | | 522.6 |
| | 500.00 | 010700 | 17.8 | Merlot | 200.00 | 000600 | 16.8 |
| Wtd. Avg. Base & Total Tons | 300.40 | | 8,914.9 | | 200.00 | 020600 | 1,356.3 |
| Sauvignon Blanc | 178.40 | 003900 | 22.2 | | 250.00 | 000100 | 70.4 |
| | 250.00 | 042000 | 338.5 | | 275.00 | 000100 | 508.6 |
| | 350.00 | 000100 | 2,831.8 | | 300.00 | 000100 | 187.3 |
| Wtd. Avg. Base & Total Tons | 338.20 | | 3,192.5 | | 300.00 | 019000 | 5,477.6 |
| Semillon | 200.00 | 013100 | 443.5 | | 300.00 | 046000 | 651.9 |
| Wtd. Avg. Base & Total Tons | 200.00 | | 443.5 | | 350.00 | 013600 | 221.5 |
| Symphony | 325.00 | 046000 | 985.9 | | 350.00 | 020600 | 650.2 |
| Wtd. Avg. Base & Total Tons | 325.00 | | 985.9 | | 440.00 | 010700 | 290.0 |
| Triplet Blanc | 200.00 | 000600 | 11.2 | Wtd. Avg. Base & Total Tons | 292.65 | | 9,430.6 |
| Wtd. Avg. Base & Total Tons | 200.00 | | 11.2 | Mission | 175.00 | 046500 | 1,356.5 |
| Other White b/ | 143.00 | 003900 | 4.7 | Wtd. Avg. Base & Total Tons | 175.00 | | 1,356.5 |
| | 159.20 | 003900 | 294.9 | Muscat Hamburg * | 600.00 | 000100 | 7.0 |
| | 175.00 | 013100 | 404.3 | Wtd. Avg. Base & Total Tons | 600.00 | | 7.0 |
| | 200.00 | 000100 | 64.1 | Petite Sirah | 250.00 | 000100 | 320.2 |
| Wtd. Avg. Base & Total Tons | 170.82 | | 768.0 | Wtd. Avg. Base & Total Tons | 250.00 | | 320.2 |
| WINE GRAPES (RED) | | | | Royalty | 200.00 | 000100 | 73.5 |
| Alicante Bouschet * | 100.00 | 002200 | 26.7 | | 200.00 | 012900 | 480.5 |
| | 200.00 | 000600 | 3.4 | | 225.00 | 000100 | 105.1 |
| | 325.00 | 000100 | 45.5 | Wtd. Avg. Base & Total Tons | 203.99 | | 659.1 |
| | 350.00 | 001700 | 143.9 | Rubired * | 185.00 | 045600 | 187.7 |
| | 375.00 | 001700 | 368.4 | | 200.00 | 000100 | 7,169.7 |
| Wtd. Avg. Base & Total Tons | 351.51 | | 587.9 | | 200.00 | 012900 | 2,930.9 |
| Barbera | 100.00 | 002000 | 140.0 | | 200.00 | 045600 | 1,273.5 |
| | 210.00 | 002000 | 285.0 | | 215.00 | 000100 | 1,721.2 |
| | 222.30 | 016800 | 186.9 | | 221.00 | 000100 | 421.4 |
| | 225.00 | 002000 | 380.0 | | 225.00 | 000100 | 4,605.7 |
| Wtd. Avg. Base & Total Tons | 202.54 | | 991.9 | | 225.00 | 002200 | 12,707.5 |
| Cabernet Sauvignon | 100.00 | 002000 | 0.3 | | 225.00 | 017400 | 1,480.8 |
| | 100.00 | 002200 | 252.3 | | 225.00 | 045600 | 4,507.6 |
| | 184.54 | 000100 | 28.0 | | 225.00 | 046000 | 519.2 |
| | 190.00 | 002000 | 100.0 | | 250.00 | 001900 | 895.3 |
| | 200.00 | 000600 | 20.1 | | 250.00 | 046000 | 2,945.4 |
| | 200.00 | 022600 | 1,226.7 | | 265.00 | 000100 | 720.7 |
| | 200.00 | 062550 | 124.3 | Wtd. Avg. Base & Total Tons | 220.58 | | 42,086.6 |
| | 235.00 | 001900 | 42.3 | Ruby Cabernet | 100.00 | 002200 | 20.9 |
| | 250.00 | 000100 | 1,364.8 | | 150.00 | 020600 | 85.6 |
| | 250.00 | 001700 | 173.7 | | 200.00 | 000100 | 1,854.5 |
| | 250.00 | 011880 | 6,517.9 | | 225.00 | 002200 | 120.0 |
| | 250.00 | 017100 | 10,052.7 | | 250.00 | 000100 | 10,359.1 |
| | 250.00 | 022600 | 453.9 | | 250.00 | 012900 | 963.6 |
| | | | | | 250.00 | 016800 | 4,541.9 |

TABLE 8: BASE PRICE PAID TO GROWERS FOR GRAPES CRUSHED AND DELIVERED TO CALIFORNIA PROCESSORS FROM THE 2005 CROP WITH BRIX FACTORS AND PURCHASED TONNAGE, BY TYPE, VARIETY, REPORTING DISTRICT WHERE GROWN, AND WEIGHTED AVERAGE BASE PRICE.

| District, Type, and Variety | Base Price Per Ton | Brix Factors | Tons |
|--------------------------------|-----------------------|-----------------|------|
| | Dollars | Code a/ | |

| District, Type, and Variety | Base Price Per Ton | Brix Factors | Tons |
|--------------------------------|-----------------------|-----------------|------|
| | Dollars | Code a/ | |

DISTRICT 14 (Cont'd.)

| | | | |
|-----------------------------|--------|--------|----------|
| Ruby Cabernet (Cont'd.) | 250.00 | 046000 | 216.5 |
| | 250.00 | 058850 | 350.0 |
| | 250.00 | 066125 | 229.5 |
| | 252.50 | 000100 | 90.7 |
| | 252.50 | 058850 | 323.8 |
| | 290.00 | 000100 | 500.8 |
| | 300.00 | 046000 | 110.3 |
| Wtd. Avg. Base & Total Tons | 245.91 | | 19,767.2 |
| Salvador | 225.00 | 002200 | 308.6 |
| | 225.00 | 041500 | 1,653.4 |
| Wtd. Avg. Base & Total Tons | 225.00 | | 1,962.0 |
| Sangiovese * | 100.00 | 002200 | 665.2 |
| Wtd. Avg. Base & Total Tons | 100.00 | | 665.2 |
| Syrah * | 100.00 | 002200 | 26.2 |
| | 200.00 | 000600 | 4.8 |
| | 250.00 | 000100 | 722.6 |
| | 250.00 | 020700 | 571.2 |
| | 270.00 | 000100 | 343.5 |
| | 350.00 | 019000 | 2,870.1 |
| Wtd. Avg. Base & Total Tons | 313.84 | | 4,538.4 |
| Tempranillo * | 485.00 | 000100 | 23.6 |
| Wtd. Avg. Base & Total Tons | 485.00 | | 23.6 |
| Zinfandel | 300.00 | 000100 | 316.4 |
| | 300.00 | 007100 | 15,245.5 |
| | 315.00 | 033800 | 167.1 |
| | 325.00 | 005350 | 1,425.2 |
| | 340.70 | 005350 | 3,907.0 |
| | 350.00 | 000100 | 1,978.6 |
| | 350.00 | 000800 | 3,171.0 |
| | 350.00 | 005350 | 1,046.3 |
| | 350.00 | 006300 | 528.5 |
| | 415.00 | 007600 | 123.6 |
| Wtd. Avg. Base & Total Tons | 319.62 | | 27,909.2 |
| Other Red b/ | 100.00 | 000100 | 328.7 |
| | 159.20 | 003900 | 1,357.9 |
| | 169.29 | 000100 | 1,544.7 |
| Wtd. Avg. Base & Total Tons | 158.00 | | 3,231.3 |

DISTRICT 15

RAISIN GRAPES

| | | | |
|-----------------------------|--------|--------|---------|
| Thompson Seedless | 200.00 | 000100 | 1,043.6 |
| Wtd. Avg. Base & Total Tons | 200.00 | | 1,043.6 |

TABLE GRAPES

| | | | |
|-----------------------------|--------|--------|---------|
| Flame Seedless * | 200.00 | 000100 | 2,097.6 |
| Wtd. Avg. Base & Total Tons | 200.00 | | 2,097.6 |

WINE GRAPES (WHITE)

| | | | |
|-----------------------------|----------|--------|-----|
| Chardonnay * | 1,000.00 | 021000 | 4.1 |
| Wtd. Avg. Base & Total Tons | 1,000.00 | | 4.1 |
| Muscat Blanc * | 1,000.00 | 021000 | 2.3 |
| | 1,100.00 | 000100 | 3.8 |
| Wtd. Avg. Base & Total Tons | 1,062.30 | | 6.1 |

| | | | |
|-----------------------------|----------|--------|-----|
| Palomino * | 300.00 | 000100 | 5.0 |
| Wtd. Avg. Base & Total Tons | 300.00 | | 5.0 |
| Sauvignon Blanc | 900.00 | 013600 | 6.0 |
| | 1,000.00 | 021000 | 3.2 |
| Wtd. Avg. Base & Total Tons | 934.78 | | 9.2 |
| Semillon | 1,000.00 | 021000 | 2.0 |
| Wtd. Avg. Base & Total Tons | 1,000.00 | | 2.0 |
| Symphony | 300.00 | 000100 | 2.0 |
| Wtd. Avg. Base & Total Tons | 300.00 | | 2.0 |

WINE GRAPES (RED)

| | | | |
|-----------------------------|----------|--------|------|
| Alicante Bouschet * | 500.00 | 000100 | 3.0 |
| Wtd. Avg. Base & Total Tons | 500.00 | | 3.0 |
| Cabernet Franc | 800.00 | 000100 | 6.8 |
| Wtd. Avg. Base & Total Tons | 800.00 | | 6.8 |
| Cabernet Sauvignon | 500.00 | 000100 | 6.2 |
| Wtd. Avg. Base & Total Tons | 500.00 | | 6.2 |
| Grenache * | 600.00 | 000100 | 16.3 |
| | 800.00 | 017400 | 6.9 |
| | 1,000.00 | 020800 | 12.1 |
| Wtd. Avg. Base & Total Tons | 776.20 | | 35.3 |
| Malbec | 1,000.00 | 021000 | 0.5 |
| Wtd. Avg. Base & Total Tons | 1,000.00 | | 0.5 |
| Mataro * | 800.00 | 000100 | 6.8 |
| | 800.00 | 017400 | 4.5 |
| Wtd. Avg. Base & Total Tons | 800.00 | | 11.3 |
| Merlot | 1,000.00 | 020800 | 14.1 |
| | 1,000.00 | 021000 | 5.4 |
| | 1,100.00 | 000100 | 9.0 |
| Wtd. Avg. Base & Total Tons | 1,031.58 | | 28.5 |
| Petite Sirah | 1,200.00 | 000100 | 6.0 |
| Wtd. Avg. Base & Total Tons | 1,200.00 | | 6.0 |
| Sangiovese * | 800.00 | 000100 | 3.5 |
| Wtd. Avg. Base & Total Tons | 800.00 | | 3.5 |
| Syrah * | 500.00 | 002200 | 4.4 |
| | 1,000.00 | 020800 | 8.7 |
| | 1,000.00 | 021000 | 5.6 |
| | 1,100.00 | 000100 | 7.0 |
| Wtd. Avg. Base & Total Tons | 941.63 | | 25.7 |
| Tannat | 500.00 | 002200 | 0.8 |
| Wtd. Avg. Base & Total Tons | 500.00 | | 0.8 |
| Tempranillo * | 500.00 | 002200 | 3.3 |
| | 1,000.00 | 021000 | 4.0 |
| Wtd. Avg. Base & Total Tons | 773.97 | | 7.3 |
| Zinfandel | 600.00 | 000100 | 10.2 |
| | 750.00 | 021000 | 4.0 |

TABLE 8: BASE PRICE PAID TO GROWERS FOR GRAPES CRUSHED AND DELIVERED TO CALIFORNIA PROCESSORS FROM THE 2005 CROP WITH BRIX FACTORS AND PURCHASED TONNAGE, BY TYPE, VARIETY, REPORTING DISTRICT WHERE GROWN, AND WEIGHTED AVERAGE BASE PRICE.

| District, Type, and Variety | Base Price Per Ton | Brix Factors | Tons |
|--------------------------------|-----------------------|-----------------|------|
| | Dollars | Code a/ | |

| District, Type, and Variety | Base Price Per Ton | Brix Factors | Tons |
|--------------------------------|-----------------------|-----------------|------|
| | Dollars | Code a/ | |

DISTRICT 15 (Cont'd.)

| | | | |
|-----------------------------|----------|--------|-------|
| Zinfandel (Cont'd.) | 1,000.00 | 017600 | 14.0 |
| | 1,000.00 | 020800 | 6.1 |
| | 1,000.00 | 024500 | 20.2 |
| | 1,200.00 | 017400 | 3.0 |
| | 1,250.00 | 024500 | 8.0 |
| | 1,400.00 | 021000 | 44.9 |
| Wtd. Avg. Base & Total Tons | 1,140.22 | | 110.4 |

DISTRICT 16

WINE GRAPES (WHITE)

| | | | |
|-----------------------------|----------|--------|-------|
| Chardonnay * | 400.00 | 000100 | 3.0 |
| | 400.00 | 009100 | 19.9 |
| | 686.00 | 016900 | 58.7 |
| | 686.24 | 000100 | 65.2 |
| | 800.00 | 009100 | 35.8 |
| | 850.00 | 000100 | 45.4 |
| | 900.00 | 017000 | 22.3 |
| | 902.50 | 020800 | 8.7 |
| | 966.76 | 000100 | 8.1 |
| | 1,000.00 | 000100 | 14.1 |
| | 1,100.00 | 000100 | 98.1 |
| | 1,100.00 | 017000 | 39.6 |
| | 1,100.00 | 017200 | 17.3 |
| | 1,110.00 | 019000 | 48.5 |
| Wtd. Avg. Base & Total Tons | 898.68 | | 484.7 |
| Chenin Blanc | 600.00 | 010700 | 10.0 |
| Wtd. Avg. Base & Total Tons | 600.00 | | 10.0 |
| Gewurztraminer | 850.00 | 013100 | 7.1 |
| Wtd. Avg. Base & Total Tons | 850.00 | | 7.1 |
| Muscat Blanc * | 850.00 | 013000 | 4.3 |
| | 850.00 | 017200 | 2.8 |
| | 1,000.00 | 000100 | 25.6 |
| | 1,000.00 | 020800 | 8.3 |
| | 1,000.00 | 024500 | 16.7 |
| | 1,200.00 | 000100 | 8.8 |
| | 1,200.00 | 020800 | 11.8 |
| Wtd. Avg. Base & Total Tons | 1,039.02 | | 78.3 |
| Pinot Gris * | 1,100.00 | 022700 | 7.2 |
| | 1,300.00 | 000100 | 6.0 |
| Wtd. Avg. Base & Total Tons | 1,190.91 | | 13.2 |
| Roussanne | 1,013.00 | 000100 | 13.3 |
| Wtd. Avg. Base & Total Tons | 1,013.00 | | 13.3 |
| Sauvignon Blanc | 800.00 | 013600 | 10.8 |
| | 823.00 | 017000 | 4.2 |
| | 1,000.00 | 000100 | 8.0 |
| | 1,000.00 | 024500 | 11.0 |
| | 1,100.00 | 013600 | 4.7 |
| | 1,100.00 | 017000 | 15.7 |
| | 1,175.00 | 000100 | 11.3 |
| | 1,200.00 | 020800 | 14.5 |
| | 1,200.00 | 024500 | 4.3 |
| | 1,300.00 | 000100 | 7.7 |
| Wtd. Avg. Base & Total Tons | 1,077.92 | | 92.2 |
| Sauvignon Musque | 750.00 | 000100 | 8.3 |
| Wtd. Avg. Base & Total Tons | 750.00 | | 8.3 |

| | | | |
|-----------------------------|----------|--------|------|
| Semillon | 686.00 | 013400 | 6.3 |
| | 1,200.00 | 013100 | 6.1 |
| Wtd. Avg. Base & Total Tons | 938.85 | | 12.4 |
| Viognier | 800.00 | 013600 | 9.7 |
| | 900.00 | 000100 | 1.0 |
| | 900.00 | 017000 | 6.2 |
| | 900.00 | 020800 | 22.6 |
| | 1,000.00 | 000100 | 1.0 |
| | 1,000.00 | 017000 | 5.9 |
| | 1,050.00 | 017000 | 2.4 |
| | 1,100.00 | 017000 | 17.3 |
| | 1,100.00 | 024400 | 19.2 |
| | 1,200.00 | 017000 | 6.8 |
| | 1,350.00 | 000100 | 23.4 |
| | 1,500.00 | 000100 | 4.8 |
| | 1,500.00 | 017200 | 6.1 |

| | | | |
|-----------------------------|----------|--------|-------|
| Wtd. Avg. Base & Total Tons | 1,109.57 | | 126.4 |
| White Riesling * | 830.00 | 009100 | 7.6 |
| | 832.00 | 013400 | 80.1 |
| | 1,000.00 | 013100 | 18.9 |
| | 1,100.00 | 022800 | 8.7 |
| | 1,200.00 | 000100 | 26.3 |
| Wtd. Avg. Base & Total Tons | 939.13 | | 141.6 |

WINE GRAPES (RED)

| | | | |
|-----------------------------|----------|--------|-------|
| Alicante Bouschet * | 1,600.00 | 021000 | 3.0 |
| Wtd. Avg. Base & Total Tons | 1,600.00 | | 3.0 |
| Barbera | 1,200.00 | 017200 | 0.8 |
| Wtd. Avg. Base & Total Tons | 1,200.00 | | 0.8 |
| Cabernet Franc | 800.00 | 013600 | 8.0 |
| | 850.00 | 020800 | 24.9 |
| | 1,000.00 | 000100 | 2.9 |
| | 1,200.00 | 024500 | 3.7 |
| | 1,250.00 | 000100 | 4.2 |
| | 1,305.00 | 020800 | 7.7 |
| Wtd. Avg. Base & Total Tons | 976.72 | | 51.4 |
| Cabernet Sauvignon | 300.00 | 024500 | 1.5 |
| | 400.00 | 000100 | 69.0 |
| | 600.00 | 024300 | 17.8 |
| | 723.15 | 000100 | 95.4 |
| | 750.00 | 000100 | 4.0 |
| | 800.00 | 000100 | 1.4 |
| | 800.00 | 013600 | 10.0 |
| | 833.32 | 000100 | 230.1 |
| | 900.00 | 013600 | 4.1 |
| | 1,000.00 | 013400 | 17.0 |
| | 1,000.00 | 027600 | 2.8 |
| | 1,095.39 | 021000 | 15.2 |
| | 1,100.00 | 000100 | 4.0 |
| | 1,100.00 | 013400 | 23.5 |
| | 1,100.00 | 013600 | 20.3 |
| | 1,100.00 | 022600 | 69.0 |
| | 1,100.00 | 027600 | 28.8 |
| | 1,151.81 | 000100 | 1.1 |
| | 1,200.00 | 027600 | 31.4 |
| | 1,300.00 | 000100 | 28.8 |
| | 1,300.00 | 020800 | 17.6 |
| | 1,300.00 | 021000 | 8.1 |
| | 1,500.00 | 021000 | 2.4 |
| Wtd. Avg. Base & Total Tons | 889.07 | | 703.3 |
| Carignane | 450.00 | 000100 | 3.7 |
| | 500.00 | 000100 | 4.1 |
| | 500.00 | 017400 | 5.1 |

TABLE 8: BASE PRICE PAID TO GROWERS FOR GRAPES CRUSHED AND DELIVERED TO CALIFORNIA PROCESSORS FROM THE 2005 CROP WITH BRIX FACTORS AND PURCHASED TONNAGE, BY TYPE, VARIETY, REPORTING DISTRICT WHERE GROWN, AND WEIGHTED AVERAGE BASE PRICE.

| District, Type, and Variety | Base Price Per Ton | Brix Factors | Tons |
|--------------------------------|-----------------------|-----------------|------|
| | Dollars | Code a/ | |

| District, Type, and Variety | Base Price Per Ton | Brix Factors | Tons |
|--------------------------------|-----------------------|-----------------|------|
| | Dollars | Code a/ | |

DISTRICT 16 (Cont'd.)

| | | | |
|-----------------------------|----------|--------|-------|
| Carignane (Cont'd.) | 550.00 | 000100 | 7.5 |
| | 600.00 | 017000 | 1.2 |
| | 1,400.00 | 000100 | 2.1 |
| | 1,400.00 | 021000 | 4.9 |
| Wtd. Avg. Base & Total Tons | 731.12 | | 28.6 |
| Carmenere | 1,296.25 | 000100 | 0.4 |
| Wtd. Avg. Base & Total Tons | 1,296.25 | | 0.4 |
| Cinsaut * | 1,100.00 | 000100 | 7.6 |
| | 1,100.00 | 024500 | 22.9 |
| Wtd. Avg. Base & Total Tons | 1,100.00 | | 30.5 |
| Grenache * | 750.00 | 013600 | 4.4 |
| | 950.00 | 009000 | 4.3 |
| | 1,100.00 | 024500 | 1.3 |
| | 1,295.92 | 021000 | 3.8 |
| Wtd. Avg. Base & Total Tons | 995.62 | | 13.8 |
| Malbec | 1,000.00 | 013100 | 6.1 |
| | 1,100.00 | 024500 | 2.8 |
| Wtd. Avg. Base & Total Tons | 1,031.46 | | 8.9 |
| Mataro * | 1,000.00 | 020800 | 3.6 |
| Wtd. Avg. Base & Total Tons | 1,000.00 | | 3.6 |
| Merlot | 650.00 | 014500 | 2.3 |
| | 700.00 | 013600 | 0.8 |
| | 800.00 | 000100 | 1.5 |
| | 800.00 | 017400 | 3.3 |
| | 850.00 | 017200 | 16.3 |
| | 941.00 | 021100 | 11.4 |
| | 1,000.00 | 000100 | 24.8 |
| | 1,000.00 | 013600 | 12.6 |
| | 1,000.00 | 017000 | 7.1 |
| | 1,000.00 | 020800 | 23.6 |
| | 1,037.00 | 000100 | 7.6 |
| | 1,100.00 | 017200 | 11.1 |
| | 1,100.00 | 020800 | 10.3 |
| | 1,100.00 | 022600 | 44.4 |
| | 1,100.00 | 022800 | 17.8 |
| | 1,200.00 | 021000 | 8.9 |
| | 1,500.00 | 021000 | 1.5 |
| Wtd. Avg. Base & Total Tons | 1,029.46 | | 205.3 |
| Mission | 300.00 | 000100 | 9.0 |
| Wtd. Avg. Base & Total Tons | 300.00 | | 9.0 |
| Nebbiolo | 1,500.00 | 022800 | 4.1 |
| Wtd. Avg. Base & Total Tons | 1,500.00 | | 4.1 |
| Petit Verdot | 1,000.00 | 013100 | 5.6 |
| | 1,100.00 | 028820 | 9.2 |
| Wtd. Avg. Base & Total Tons | 1,062.16 | | 14.8 |
| Petite Sirah | 600.00 | 024300 | 3.3 |
| | 1,100.00 | 024300 | 12.8 |
| | 1,325.00 | 022700 | 6.4 |
| Wtd. Avg. Base & Total Tons | 1,090.67 | | 22.5 |
| Pinot Noir | 850.00 | 008900 | 11.3 |
| | 950.00 | 000100 | 14.6 |
| Wtd. Avg. Base & Total Tons | 906.37 | | 25.9 |

| | | | |
|-----------------------------|----------|--------|-------|
| Sangiovese * | 850.00 | 017200 | 18.9 |
| | 900.00 | 020800 | 6.0 |
| | 1,100.00 | 017200 | 15.0 |
| | 1,250.00 | 022800 | 14.4 |
| | 1,300.00 | 017400 | 4.4 |
| Wtd. Avg. Base & Total Tons | 1,050.85 | | 58.7 |
| Syrah * | 500.00 | 000100 | 3.0 |
| | 500.00 | 027800 | 2.5 |
| | 650.00 | 000100 | 1.2 |
| | 800.00 | 013600 | 25.0 |
| | 800.00 | 017000 | 3.7 |
| | 950.00 | 008900 | 8.8 |
| | 1,000.00 | 000100 | 3.0 |
| | 1,000.00 | 017200 | 4.5 |
| | 1,050.00 | 000100 | 13.2 |
| | 1,100.00 | 000100 | 5.0 |
| | 1,100.00 | 017400 | 3.4 |
| | 1,100.00 | 028820 | 30.7 |
| | 1,268.00 | 021000 | 11.8 |
| | 1,299.66 | 000100 | 1.6 |
| | 1,300.00 | 024500 | 18.9 |
| | 1,350.00 | 020800 | 3.6 |
| | 1,500.00 | 021000 | 2.2 |
| Wtd. Avg. Base & Total Tons | 1,048.50 | | 142.1 |
| Tempranillo * | 800.00 | 000100 | 1.8 |
| | 1,100.00 | 021000 | 6.7 |
| Wtd. Avg. Base & Total Tons | 1,036.47 | | 8.5 |
| Zinfandel | 900.00 | 013600 | 3.5 |
| | 1,000.00 | 000100 | 25.3 |
| | 1,000.00 | 017000 | 15.9 |
| | 1,100.00 | 000100 | 10.6 |
| | 1,100.00 | 020800 | 39.6 |
| | 1,100.00 | 024500 | 28.2 |
| | 1,100.00 | 025100 | 5.8 |
| | 1,100.00 | 027600 | 8.1 |
| | 1,100.00 | 029900 | 2.4 |
| | 1,250.00 | 000100 | 3.8 |
| | 1,300.00 | 000100 | 3.7 |
| | 1,300.00 | 021000 | 6.1 |
| | 1,400.00 | 021000 | 3.9 |
| Wtd. Avg. Base & Total Tons | 1,092.86 | | 156.9 |

DISTRICT 17

WINE GRAPES (WHITE)

| | | | |
|--------------|--------|--------|---------|
| Chardonnay * | 200.00 | 000100 | 621.1 |
| | 200.00 | 001700 | 226.8 |
| | 225.00 | 001700 | 1,058.5 |
| | 225.00 | 002000 | 291.5 |
| | 225.00 | 015300 | 49.0 |
| | 225.00 | 020700 | 135.2 |
| | 225.00 | 054100 | 131.5 |
| | 300.00 | 002000 | 262.5 |
| | 300.00 | 013200 | 7.1 |
| | 300.00 | 047200 | 94.0 |
| | 300.00 | 054000 | 163.1 |
| | 350.00 | 019000 | 139.3 |
| | 424.95 | 015200 | 214.2 |
| | 424.95 | 015300 | 589.3 |
| | 450.00 | 000100 | 49.6 |
| | 450.00 | 002000 | 4,345.9 |
| | 450.00 | 015500 | 395.8 |
| | 450.00 | 049300 | 97.0 |
| | 450.00 | 062900 | 900.0 |
| | 475.00 | 000100 | 310.5 |
| | 475.00 | 020800 | 806.3 |
| | 500.00 | 000100 | 1,130.9 |
| | 500.00 | 012500 | 179.0 |
| | 500.00 | 015200 | 418.2 |
| | 500.00 | 015300 | 643.0 |

TABLE 8: BASE PRICE PAID TO GROWERS FOR GRAPES CRUSHED AND DELIVERED TO CALIFORNIA PROCESSORS FROM THE 2005 CROP WITH BRIX FACTORS AND PURCHASED TONNAGE, BY TYPE, VARIETY, REPORTING DISTRICT WHERE GROWN, AND WEIGHTED AVERAGE BASE PRICE.

| District, Type, and Variety | Base Price Per Ton | Brix Factors | Tons |
|--------------------------------|-----------------------|-----------------|------|
| | Dollars | Code a/ | |

| District, Type, and Variety | Base Price Per Ton | Brix Factors | Tons |
|--------------------------------|-----------------------|-----------------|------|
| | Dollars | Code a/ | |

DISTRICT 17 (Cont'd.)

| | | | |
|-----------------------------|----------|--------|----------|
| Chardonnay * (Cont'd.) | 500.00 | 017000 | 1,748.7 |
| | 500.00 | 017200 | 496.7 |
| | 500.00 | 020500 | 175.6 |
| | 500.00 | 020800 | 6.9 |
| | 500.00 | 022500 | 410.2 |
| | 500.00 | 046000 | 1,662.3 |
| | 500.00 | 049300 | 739.6 |
| | 500.00 | 054000 | 720.0 |
| | 500.00 | 054100 | 175.0 |
| | 500.00 | 054200 | 226.7 |
| | 500.00 | 054300 | 230.3 |
| | 510.00 | 017200 | 760.4 |
| | 518.59 | 046000 | 1,991.2 |
| | 520.42 | 000100 | 205.4 |
| | 525.00 | 049300 | 544.8 |
| | 535.00 | 000100 | 55.2 |
| | 536.12 | 049300 | 298.6 |
| | 550.00 | 000100 | 435.7 |
| | 550.00 | 017000 | 199.7 |
| | 550.00 | 017200 | 89.7 |
| | 600.00 | 000100 | 185.5 |
| | 600.00 | 017000 | 4,095.6 |
| | 600.00 | 047200 | 651.0 |
| | 625.00 | 000100 | 375.7 |
| | 625.00 | 010600 | 518.3 |
| | 650.00 | 017000 | 292.8 |
| | 800.00 | 000100 | 1,775.6 |
| | 800.00 | 013600 | 1.1 |
| | 800.00 | 017100 | 766.5 |
| | 800.00 | 017300 | 855.7 |
| | 800.00 | 020800 | 65.8 |
| | 838.05 | 000100 | 1,090.2 |
| | 950.00 | 013800 | 25.0 |
| | 1,000.00 | 020800 | 269.4 |
| | 1,100.00 | 017000 | 22.6 |
| Wtd. Avg. Base & Total Tons | 531.38 | | 35,422.8 |
| Chenin Blanc | 175.00 | 009300 | 304.5 |
| | 175.00 | 009350 | 111.3 |
| | 300.00 | 017000 | 1,383.0 |
| | 350.00 | 000100 | 12.0 |
| | 350.00 | 009670 | 371.2 |
| | 350.00 | 039500 | 605.0 |
| | 350.00 | 039600 | 601.6 |
| | 375.00 | 037900 | 748.1 |
| | 380.00 | 000100 | 219.4 |
| | 380.00 | 009670 | 285.1 |
| | 400.00 | 010700 | 45.2 |
| | 400.00 | 013100 | 29.7 |
| | 400.00 | 013400 | 99.5 |
| | 400.00 | 013600 | 42.9 |
| | 400.00 | 039400 | 112.6 |
| | 425.00 | 011100 | 505.6 |
| | 450.00 | 010700 | 246.1 |
| | 450.00 | 010900 | 114.7 |
| | 500.00 | 010700 | 44.5 |
| | 500.00 | 030900 | 3.7 |
| | 514.29 | 009400 | 174.3 |
| | 550.00 | 010500 | 172.6 |
| | 600.00 | 000100 | 11.6 |
| Wtd. Avg. Base & Total Tons | 358.92 | | 6,244.2 |
| Gewurztraminer | 550.00 | 000100 | 226.3 |
| | 700.00 | 013100 | 84.2 |
| Wtd. Avg. Base & Total Tons | 590.68 | | 310.5 |
| Grenache Blanc | 1,000.00 | 000100 | 4.9 |
| Wtd. Avg. Base & Total Tons | 1,000.00 | | 4.9 |
| Muscat Blanc * | 500.00 | 042900 | 25.0 |
| | 600.00 | 000100 | 68.7 |
| Wtd. Avg. Base & Total Tons | 573.32 | | 93.7 |

| | | | |
|-----------------------------|----------|-----------|----------|
| Pinot Gris * | 500.00 | 017000 | 135.3 |
| | 500.00 | 022000 | 46.4 |
| | 500.00 | 042900 | 293.1 |
| | 550.00 | 012200 | 865.0 |
| | 550.00 | 032800 | 554.4 |
| | 575.00 | 013400 | 156.0 |
| | 600.00 | 000100 | 2,072.2 |
| | 600.00 | 017000 | 2,903.0 |
| | 600.00 | 039700 | 1,483.7 |
| | 600.00 | 039705 | 144.5 |
| | 600.00 | 054300 | 144.9 |
| | 650.00 | 000100 | 1,232.7 |
| | 750.00 | 000100 | 204.8 |
| | 775.00 | 010900 | 50.8 |
| | 785.00 | 021000 | 47.9 |
| | 850.00 | 000100 | 49.1 |
| | 900.00 | 000100 | 237.1 |
| Wtd. Avg. Base & Total Tons | 606.70 | | 10,620.9 |
| Sauvignon Blanc | 200.00 | 039700 | 60.2 |
| | 200.00 | 040600 | 119.0 |
| | 200.00 | 042150 | 111.9 |
| | 350.00 | 040800 | 22.6 |
| | 350.00 | 042420 | 128.4 |
| | 450.00 | 042400 | 2,273.5 |
| | 459.00 | 042400 | 111.5 |
| | 500.00 | 000100 | 2,798.2 |
| | 500.00 | 015500 | 165.1 |
| | 500.00 | 017000 | 177.2 |
| | 500.00 | 038700 | 422.1 |
| | 500.00 | 039700 | 2,430.0 |
| | 500.00 | 040600 | 148.5 |
| | 500.00 | 040800 | 211.7 |
| | 500.00 | 042400 | 2,660.5 |
| | 506.53 | 032800 | 273.2 |
| | 550.00 | 040600 | 2,550.0 |
| | 725.00 | 009500 | 51.6 |
| | 750.00 | 000100 | 6.7 |
| Wtd. Avg. Base & Total Tons | 494.18 | | 14,721.9 |
| Semillon | 400.00 | 042300 | 220.0 |
| | 400.00 | 042400 | 599.0 |
| | 450.00 | 040600 | 181.3 |
| | 450.00 | 042300 | 311.9 |
| Wtd. Avg. Base & Total Tons | 418.79 | | 1,312.2 |
| Symphony | 350.00 | 000100 | 17.0 |
| | 350.00 | 041700 | 612.1 |
| | 400.00 | 000100 | 14.2 |
| | 400.00 | 001600 | 262.5 |
| | 500.00 | 013600 | 4.0 |
| Wtd. Avg. Base & Total Tons | 365.87 | | 909.8 |
| Verdelho | 800.00 | 000100 | 4.0 |
| Wtd. Avg. Base & Total Tons | 800.00 | | 4.0 |
| Viognier | 1.00 | c/ 003100 | 7.5 |
| | 100.00 | 000100 | 1.0 |
| | 600.00 | 069475 | 322.4 |
| | 625.00 | 024800 | 167.5 |
| | 650.00 | 069200 | 150.1 |
| | 900.00 | 000100 | 44.5 |
| | 1,200.00 | 022900 | 42.5 |
| Wtd. Avg. Base & Total Tons | 668.74 | d/ | 735.5 |
| White Riesling * | 500.00 | 017000 | 178.9 |
| | 700.00 | 013100 | 62.1 |
| | 800.00 | 010700 | 42.9 |
| Wtd. Avg. Base & Total Tons | 589.08 | | 283.9 |

TABLE 8: BASE PRICE PAID TO GROWERS FOR GRAPES CRUSHED AND DELIVERED TO CALIFORNIA PROCESSORS FROM THE 2005 CROP WITH BRIX FACTORS AND PURCHASED TONNAGE, BY TYPE, VARIETY, REPORTING DISTRICT WHERE GROWN, AND WEIGHTED AVERAGE BASE PRICE.

| District, Type, and Variety | Base Price Per Ton | Brix Factors | Tons |
|--------------------------------|-----------------------|-----------------|------|
| | Dollars | Code a/ | |

| District, Type, and Variety | Base Price Per Ton | Brix Factors | Tons |
|--------------------------------|-----------------------|-----------------|------|
| | Dollars | Code a/ | |

DISTRICT 17 (Cont'd.)

WINE GRAPES (RED)

| | | | |
|-----------------------------|----------|--------|---------|
| Alicante Bouschet * | 1,000.00 | 000100 | 44.7 |
| Wtd. Avg. Base & Total Tons | 1,000.00 | | 44.7 |
| Cabernet Franc | 1,600.00 | 024800 | 7.5 |
| Wtd. Avg. Base & Total Tons | 1,600.00 | | 7.5 |
| Cabernet Sauvignon | 100.00 | 002200 | 333.7 |
| | 200.00 | 000100 | 26.8 |
| | 475.00 | 020800 | 338.2 |
| | 500.00 | 000100 | 606.4 |
| | 550.00 | 000100 | 715.2 |
| Wtd. Avg. Base & Total Tons | 443.47 | | 2,020.3 |
| Gamay (Napa) * | 200.00 | 017200 | 57.7 |
| | 400.00 | 000100 | 163.9 |
| Wtd. Avg. Base & Total Tons | 347.92 | | 221.6 |
| Grenache * | 800.00 | 000100 | 103.8 |
| | 1,000.00 | 000100 | 19.6 |
| Wtd. Avg. Base & Total Tons | 831.77 | | 123.4 |
| Merlot | 100.00 | 002200 | 37.8 |
| | 200.00 | 020600 | 24.5 |
| | 225.00 | 020600 | 159.5 |
| | 350.00 | 056900 | 130.6 |
| | 400.00 | 020600 | 287.7 |
| | 500.00 | 000100 | 294.0 |
| | 500.00 | 017000 | 378.2 |
| | 500.00 | 064800 | 229.7 |
| | 525.00 | 000100 | 403.4 |
| | 550.00 | 000100 | 2,315.7 |
| | 550.00 | 016800 | 126.3 |
| | 550.00 | 017000 | 795.5 |
| | 550.00 | 052500 | 236.8 |
| | 558.25 | 064800 | 208.8 |
| | 561.65 | 000100 | 102.6 |
| | 575.00 | 017000 | 256.0 |
| | 592.50 | 022600 | 118.5 |
| | 650.00 | 000100 | 1,218.5 |
| | 650.00 | 013600 | 876.0 |
| | 700.00 | 017000 | 560.6 |
| | 700.00 | 024800 | 3.2 |
| | 900.00 | 013600 | 72.1 |
| | 1,200.00 | 024500 | 53.2 |
| | 1,588.77 | 000100 | 2.1 |
| Wtd. Avg. Base & Total Tons | 568.95 | | 8,891.3 |
| Petit Verdot | 1,600.00 | 024800 | 6.7 |
| Wtd. Avg. Base & Total Tons | 1,600.00 | | 6.7 |
| Petite Sirah | 495.00 | 064800 | 25.7 |
| | 500.00 | 025100 | 10.8 |
| | 550.00 | 064800 | 34.5 |
| | 573.53 | 000100 | 70.1 |
| | 620.00 | 058600 | 385.5 |
| | 700.00 | 000100 | 430.5 |
| | 800.00 | 000100 | 225.3 |
| | 800.00 | 021200 | 2.4 |

| | | | |
|-----------------------------|----------|--------|---------|
| | 800.00 | 025100 | 7.2 |
| | 808.00 | 000100 | 76.2 |
| | 850.00 | 017800 | 15.9 |
| | 875.00 | 000100 | 52.4 |
| | 900.00 | 000100 | 5.1 |
| | 900.00 | 024800 | 147.6 |
| | 1,200.00 | 000100 | 34.6 |
| | 1,200.00 | 002000 | 2.2 |
| | 1,200.00 | 013600 | 1.1 |
| | 1,200.00 | 025100 | 6.7 |
| | 1,250.00 | 000100 | 37.7 |
| | 1,250.00 | 025100 | 11.0 |
| | 1,250.00 | 026900 | 15.5 |
| | 1,500.00 | 000100 | 25.0 |
| | 1,530.09 | 000100 | 154.8 |
| | 1,530.09 | 017200 | 306.3 |
| Wtd. Avg. Base & Total Tons | 931.21 | | 2,084.1 |
| Pinot Noir | 550.00 | 000100 | 48.5 |
| | 600.00 | 000100 | 818.1 |
| | 600.00 | 054400 | 1,468.3 |
| | 800.00 | 020800 | 5.3 |
| Wtd. Avg. Base & Total Tons | 599.42 | | 2,340.2 |
| Sangiovese * | 375.00 | 017000 | 41.3 |
| Wtd. Avg. Base & Total Tons | 375.00 | | 41.3 |
| Syrah * | 200.00 | 020700 | 43.1 |
| | 500.00 | 000100 | 5.0 |
| | 500.00 | 056900 | 162.7 |
| | 550.00 | 054900 | 387.5 |
| | 600.00 | 000100 | 685.0 |
| | 712.72 | 017200 | 154.8 |
| | 800.00 | 017400 | 371.8 |
| | 1,400.00 | 024800 | 10.3 |
| Wtd. Avg. Base & Total Tons | 625.64 | | 1,820.2 |
| Zinfandel | 225.00 | 006250 | 334.6 |
| | 300.00 | 000100 | 244.9 |
| | 350.00 | 000100 | 2,038.2 |
| | 350.00 | 007600 | 496.6 |
| | 350.00 | 033800 | 203.1 |
| | 475.00 | 000100 | 682.4 |
| | 500.00 | 006100 | 895.3 |
| Wtd. Avg. Base & Total Tons | 383.81 | | 4,895.1 |

* Synonyms for variety names are shown on Page 5.
a/ See code descriptions in Table 8 - Supplement: 2005 Brix Adjustment Factors.
b/ Other categories include minor and mixed varieties.
c/ Price basis per Degree Brix.
d/ Price per Degree Brix not included in weighted average base price.

TABLE 8 - SUPPLEMENT: 2005 BRIX ADJUSTMENT FACTORS

The following Brix adjustment factors are on a per degree Brix basis and are normally calculated to a tenth of a degree, and are cumulative unless otherwise indicated. Most processors, however, indicate maximum and/or minimum Brix acceptance limits. Grapes testing above or below these limits may be subject to price renegotiation, acceptance for use other than for table wine, or rejection by the processors. Discounts for high sugar apply to both base price and bonus unless otherwise stated. There are factors other than Brix, such as material other than grapes (MOG), defects, weight loss in late harvest grapes, and sugar/acid ratios that affect grape prices. These were not considered in this presentation, unless otherwise stated, but were considered in arriving at weighted average prices.

| <u>Category</u> | <u>Code</u> | <u>Description</u> | <u>Category</u> | <u>Code</u> | <u>Description</u> |
|-----------------|-------------|-----------------------------|-----------------|-------------|-----------------------------|
| PREMIUM | 000100 | No max. or min. | | 010000 | Acceptable limits 19.5-23 |
| OR PEN | 000300 | Min. acceptance 15 | | 010100 | Acceptable limits 19.5-23.5 |
| | 000400 | Min. acceptance 16 | | 010500 | Acceptable limits 19.8-21 |
| | 000600 | Min. acceptance 17 | | 010600 | Acceptable limits 20-21 |
| | 000800 | Min. acceptance 18 | | 010650 | Acceptable limits 20-21.5 |
| | 000900 | Min. acceptance 18.5 | | 010700 | Acceptable limits 20-22 |
| | 001000 | Min. acceptance 19 | | 010900 | Acceptable limits 20-23 |
| | 001300 | Min. acceptance 19.5 | | 011000 | Acceptable limits 20-23.5 |
| | 001310 | Min. acceptance 19.6 | | 011100 | Acceptable limits 20-24 |
| | 001400 | Min. acceptance 20 | | 011300 | Acceptable limits 20-25 |
| | 001600 | Min. acceptance 20.5 | | 011350 | Acceptable limits 20-25.5 |
| | 001700 | Min. acceptance 21 | | 011400 | Acceptable limits 20-26 |
| | 001800 | Min. acceptance 21.5 | | 011500 | Acceptable limits 20-27 |
| | 001850 | Min. acceptance 21.7 | | 011600 | Acceptable limits 20-28 |
| | 001900 | Min. acceptance 22 | | 011800 | Acceptable limits 20-30 |
| | 002000 | Min. acceptance 22.5 | | 011880 | Acceptable limits 20.3-22.3 |
| | 002100 | Min. acceptance 22.8 | | 012050 | Acceptable limits 20.3-24.3 |
| | 002200 | Min. acceptance 23 | | 012175 | Acceptable limits 20.5-21.5 |
| | 002300 | Min. acceptance 23.5 | | 012200 | Acceptable limits 20.5-22 |
| | 002600 | Min. acceptance 24 | | 012300 | Acceptable limits 20.5-22.5 |
| | 002900 | Min. acceptance 24.5 | | 012500 | Acceptable limits 20.5-23.5 |
| | 003100 | Min. acceptance 25 | | 012650 | Acceptable limits 20.5-30 |
| | 003200 | Min. acceptance 26 | | 012900 | Acceptable limits 21-22 |
| | 003500 | Min. acceptance 28 | | 013000 | Acceptable limits 21-22.5 |
| | 003800 | Max. acceptance 22 | | 013100 | Acceptable limits 21-23 |
| | 003900 | Max. acceptance 23 | | 013200 | Acceptable limits 21-23.5 |
| | 004050 | Max. acceptance 24 | | 013300 | Acceptable limits 21-23.9 |
| | 004200 | Max. acceptance 25 | | 013400 | Acceptable limits 21-24 |
| | 004210 | Max. acceptance 26 | | 013500 | Acceptable limits 21-24.5 |
| | 005000 | Acceptable limits 15-30 | | 013600 | Acceptable limits 21-25 |
| | 005350 | Acceptable limits 16-18 | | 013700 | Acceptable limits 21-25.5 |
| | 005800 | Acceptable limits 16-23.4 | | 013800 | Acceptable limits 21-26 |
| | 006100 | Acceptable limits 16.5-22 | | 014000 | Acceptable limits 21-27 |
| | 006250 | Acceptable limits 17-18 | | 014100 | Acceptable limits 21-28 |
| | 006300 | Acceptable limits 17-19 | | 014500 | Acceptable limits 21-30 |
| | 006400 | Acceptable limits 17-20 | | 014550 | Acceptable limits 21-31 |
| | 006500 | Acceptable limits 17-21 | | 014650 | Acceptable limits 21.1-22.1 |
| | 006650 | Acceptable limits 17-22 | | 015150 | Acceptable limits 21.5-22 |
| | 006700 | Acceptable limits 17-22.5 | | 015200 | Acceptable limits 21.5-22.5 |
| | 006800 | Acceptable limits 17-23 | | 015300 | Acceptable limits 21.5-23 |
| | 006950 | Acceptable limits 17.4-19 | | 015500 | Acceptable limits 21.5-23.5 |
| | 007050 | Acceptable limits 17.5-19 | | 015700 | Acceptable limits 21.5-24 |
| | 007100 | Acceptable limits 17.5-20 | | 015800 | Acceptable limits 21.5-24.5 |
| | 007200 | Acceptable limits 17.5-22 | | 015900 | Acceptable limits 21.5-25 |
| | 007500 | Acceptable limits 18-19 | | 016000 | Acceptable limits 21.5-25.5 |
| | 007600 | Acceptable limits 18-20 | | 016100 | Acceptable limits 21.5-26 |
| | 007650 | Acceptable limits 18-20.5 | | 016300 | Acceptable limits 21.5-27 |
| | 007800 | Acceptable limits 18-21 | | 016350 | Acceptable limits 21.5-30 |
| | 007900 | Acceptable limits 18-22 | | 016640 | Acceptable limits 21.8-22.8 |
| | 008000 | Acceptable limits 18-23 | | 016650 | Acceptable limits 21.8-23.5 |
| | 008100 | Acceptable limits 18-24 | | 016800 | Acceptable limits 22-23 |
| | 008400 | Acceptable limits 18.5-20.5 | | 016900 | Acceptable limits 22-23.5 |
| | 008620 | Acceptable limits 18.5-22.5 | | 017000 | Acceptable limits 22-24 |
| | 008700 | Acceptable limits 18.5-23.5 | | 017100 | Acceptable limits 22-24.5 |
| | 008800 | Acceptable limits 18-32 | | 017200 | Acceptable limits 22-25 |
| | 008900 | Acceptable limits 19-20 | | 017220 | Acceptable limits 22-25.2 |
| | 009000 | Acceptable limits 19-21 | | 017300 | Acceptable limits 22-25.5 |
| | 009100 | Acceptable limits 19-22 | | 017400 | Acceptable limits 22-26 |
| | 009300 | Acceptable limits 19-23 | | 017500 | Acceptable limits 22-26.5 |
| | 009350 | Acceptable limits 19-23.5 | | 017600 | Acceptable limits 22-27 |
| | 009400 | Acceptable limits 19-24 | | 017800 | Acceptable limits 22-28 |
| | 009500 | Acceptable limits 19-25 | | 017900 | Acceptable limits 22-29 |
| | 009640 | Acceptable limits 19.5-20 | | 018000 | Acceptable limits 22-30 |
| | 009650 | Acceptable limits 19.5-20.5 | | 018250 | Acceptable limits 22.1-24.2 |
| | 009670 | Acceptable limits 19.5-21 | | 018350 | Acceptable limits 22.2-23.2 |

TABLE 8 - SUPPLEMENT: 2005 BRIX ADJUSTMENT FACTORS

The following Brix adjustment factors are on a per degree Brix basis and are normally calculated to a tenth of a degree, and are cumulative unless otherwise indicated. Most processors, however, indicate maximum and/or minimum Brix acceptance limits. Grapes testing above or below these limits may be subject to price renegotiation, acceptance for use other than for table wine, or rejection by the processors. Discounts for high sugar apply to both base price and bonus unless otherwise stated. There are factors other than Brix, such as material other than grapes (MOG), defects, weight loss in late harvest grapes, and sugar/acid ratios that affect grape prices. These were not considered in this presentation, unless otherwise stated, but were considered in arriving at weighted average prices.

| <u>Category</u> | <u>Code</u> | <u>Description</u> | <u>Category</u> | <u>Code</u> | <u>Description</u> |
|-----------------|-------------|-----------------------------|-----------------|-------------|--|
| PREMIUM | 018410 | Acceptable limits 22.2-24.2 | | 025450 | Acceptable limits 24-32 |
| OR PEN | 018450 | Acceptable limits 22.3-23.8 | | 026120 | Acceptable limits 24.2-25.5 |
| (Cont'd.) | 018600 | Acceptable limits 22.3-25 | | 026150 | Acceptable limits 24.2-28.2 |
| | 018650 | Acceptable limits 22.4-26.4 | | 026500 | Acceptable limits 24.5-25.5 |
| | 018700 | Acceptable limits 22.5-23 | | 026700 | Acceptable limits 24.5-26 |
| | 018800 | Acceptable limits 22.5-23.5 | | 026800 | Acceptable limits 24.5-26.5 |
| | 018900 | Acceptable limits 22.5-24 | | 026900 | Acceptable limits 24.5-27 |
| | 019000 | Acceptable limits 22.5-24.5 | | 027000 | Acceptable limits 24.5-27.5 |
| | 019050 | Acceptable limits 22.5-24.6 | | 027100 | Acceptable limits 24.5-28 |
| | 019100 | Acceptable limits 22.5-25 | | 027110 | Acceptable limits 24.5-28.5 |
| | 019200 | Acceptable limits 22.5-25.5 | | 027150 | Acceptable limits 24.5-30 |
| | 019300 | Acceptable limits 22.5-26 | | 027250 | Acceptable limits 24.7-25.7 |
| | 019400 | Acceptable limits 22.5-26.5 | | 027450 | Acceptable limits 24.9-26.2 |
| | 019500 | Acceptable limits 22.5-27 | | 027500 | Acceptable limits 25-26 |
| | 019600 | Acceptable limits 22.5-28 | | 027600 | Acceptable limits 25-27 |
| | 019700 | Acceptable limits 22.5-30 | | 027800 | Acceptable limits 25-28 |
| | 019910 | Acceptable limits 22.7-24 | | 028000 | Acceptable limits 25-29 |
| | 020100 | Acceptable limits 22.8-24 | | 028100 | Acceptable limits 25-30 |
| | 020200 | Acceptable limits 22.8-25 | | 028300 | Acceptable limits 25-32 |
| | 020400 | Acceptable limits 22.8-26 | | 028400 | Acceptable limits 25-35 |
| | 020500 | Acceptable limits 23-23.5 | | 028520 | Acceptable limits 25.3-29.3 |
| | 020600 | Acceptable limits 23-24 | | 028650 | Acceptable limits 25.4-26.5 |
| | 020700 | Acceptable limits 23-24.5 | | 028820 | Acceptable limits 25.5-27.5 |
| | 020800 | Acceptable limits 23-25 | | 028850 | Acceptable limits 25.5-29.5 |
| | 020900 | Acceptable limits 23-25.5 | | 029000 | Acceptable limits 26-26.5 |
| | 021000 | Acceptable limits 23-26 | | 029050 | Acceptable limits 26-27 |
| | 021100 | Acceptable limits 23-26.5 | | 029125 | Acceptable limits 26-28 |
| | 021200 | Acceptable limits 23-27 | | 029150 | Acceptable limits 26-28.5 |
| | 021500 | Acceptable limits 23-28 | | 029200 | Acceptable limits 26-29 |
| | 021550 | Acceptable limits 23-28.5 | | 029300 | Acceptable limits 26-30 |
| | 021600 | Acceptable limits 23-29 | | 029500 | Acceptable limits 26-32 |
| | 021800 | Acceptable limits 23-30 | | 029600 | Acceptable limits 26-35 |
| | 022000 | Acceptable limits 23-35 | | 029720 | Acceptable limits 27-28 |
| | 022100 | Acceptable limits 23-36 | | 029740 | Acceptable limits 26.3-30.3 |
| | 022399 | Acceptable limits 23.1-27.1 | | 029800 | Acceptable limits 27-29 |
| | 022450 | Acceptable limits 23.3-24.3 | | 029900 | Acceptable limits 27-30 |
| | 022500 | Acceptable limits 23.5-24 | | 030050 | Acceptable limits 27-32 |
| | 022600 | Acceptable limits 23.5-24.5 | | 030060 | Acceptable limits 27-40 |
| | 022700 | Acceptable limits 23.5-25 | | 030070 | Acceptable limits 27.2-31.2 |
| | 022800 | Acceptable limits 23.5-25.5 | | 030350 | Acceptable limits 28-30 |
| | 022850 | Acceptable limits 23.5-25.8 | | 030450 | Acceptable limits 28-33 |
| | 022900 | Acceptable limits 23.5-26 | | 030600 | Acceptable limits 28-35 |
| | 023000 | Acceptable limits 23.5-26.5 | | 030850 | Acceptable limits 30-32 |
| | 023100 | Acceptable limits 23.5-27 | | 030880 | Acceptable limits 30-34 |
| | 023200 | Acceptable limits 23.5-27.5 | | 030900 | Acceptable limits 30-35 |
| | 023400 | Acceptable limits 23.5-28 | | 030940 | Acceptable limits 30-40 |
| | 023500 | Acceptable limits 23.5-28.5 | | 031400 | Acceptable limits 32-40 |
| | 023740 | Acceptable limits 23.7-25 | | 031550 | Acceptable limits 34-40 |
| | 023750 | Acceptable limits 23.7-25.3 | | 031800 | Acceptable limits 35-50 |
| | 023760 | Acceptable limits 23.7-25.4 | | 031990 | Acceptable limits 37-40 |
| | 023770 | Acceptable limits 23.7-25.7 | | 032200 | Per Degree Brix |
| | 023890 | Acceptable limits 23.8-25.2 | SPECIAL CLASS | | |
| | 024000 | Acceptable limits 23.8-25.5 | 16 BRIX | 032800 | No premium; -10% below |
| | 024300 | Acceptable limits 24-25 | | 032900 | No premium; -10%, min. 15 |
| | 024400 | Acceptable limits 24-25.5 | | 033100 | No premium; -15%, min. 15 |
| | 024500 | Acceptable limits 24-26 | 16.5 BRIX | 033600 | No premium; -10% below |
| | 024600 | Acceptable limits 24-26.5 | | 033650 | -10% below, +10% above to 18, min. 15 |
| | 024800 | Acceptable limits 24-27 | 17 BRIX | 033800 | No premium; -10% below |
| | 025100 | Acceptable limits 24-28 | | 033900 | No premium; -10%, min. 16 |
| | 025150 | Acceptable limits 24-28.5 | 17-19 BRIX | 034000 | No premium; -10% above or below, acceptable limits 16-20 |
| | 025300 | Acceptable limits 24-29 | | | |
| | 025350 | Acceptable limits 24-29.5 | 17.5 BRIX | 034120 | No premium; -10% below |
| | 025400 | Acceptable limits 24-30 | 17.5-19.5 BRIX | 034150 | No premium; -10% above or below, acceptable limits 17-20 |
| | 025430 | Acceptable limits 24-31 | 18 BRIX | 034600 | No premium; -10% below |

TABLE 8 - SUPPLEMENT: 2005 BRIX ADJUSTMENT FACTORS

The following Brix adjustment factors are on a per degree Brix basis and are normally calculated to a tenth of a degree, and are cumulative unless otherwise indicated. Most processors, however, indicate maximum and/or minimum Brix acceptance limits. Grapes testing above or below these limits may be subject to price renegotiation, acceptance for use other than for table wine, or rejection by the processors. Discounts for high sugar apply to both base price and bonus unless otherwise stated. There are factors other than Brix, such as material other than grapes (MOG), defects, weight loss in late harvest grapes, and sugar/acid ratios that affect grape prices. These were not considered in this presentation, unless otherwise stated, but were considered in arriving at weighted average prices.

| Category | Code | Description | Category | Code | Description |
|----------------|--------|--|----------------|--------|--|
| 18-20 BRIX | 035000 | No premium; -10% below, min 17 | | 046000 | No premium; -10% below |
| | 035100 | No premium; -10% below, acceptable limits 17-20 | | 046200 | No premium; -10%, min. 21 |
| | 035150 | No premium; -10% above or below, acceptable limits 17-21 | | 046300 | No premium; -10%, min. 21.5 |
| | 035250 | No premium; -15% below, min. 17 | | 046400 | No premium; -10% below, acceptable limits 21-24 |
| | 035400 | No premium; -15% above, max. 21 | | 046450 | No premium; -10% below, acceptable limits 21-25 |
| 18.5 BRIX | 036500 | No premium; -10% below | | 046500 | No premium; -10% below, acceptable limits 21-30 |
| 18.5-19.5 BRIX | 036600 | No premium; -10% above or below | | 046800 | No premium; -10% below, acceptable limits 21.5-30 |
| 19 BRIX | 036800 | No premium; -10% below | | 047000 | No premium; -15%, min. 21 |
| 19-23 BRIX | 037600 | No premium; -20% above or below, acceptable limits 18-24 | | 047100 | No premium; -15%, min. 21.5 |
| 19.5 BRIX | 037700 | No premium, -10% below | | 047200 | No premium; -15% below, acceptable limits 21-23.5 |
| 19.5-20.5 BRIX | 037900 | No premium; -15% below, acceptable limits 19-23 | | 047300 | No premium; -15% below, acceptable limits 21-24 |
| | 038110 | -10% below, +10% above, acceptable limits 19-21.5 | | 047400 | No premium; -15% below, acceptable 21.5-23.5 |
| 19.5-21 BRIX | 038150 | No premium; -10% above or below | | 047500 | No premium; -15% below, acceptable limits 21.5-24 |
| 19.6 BRIX | 038220 | No premium; -10% below | 22-24 BRIX | 047800 | No premium; -20% below, acceptable limits 21-23.5 |
| 19.7-21.6 BRIX | 038250 | No premium; -10% above or below, acceptable limits 19.5-22.5 | | 048000 | No premium; -25% below, acceptable limits 21-23.5 |
| 20 BRIX | 038300 | No premium; -5% below | 22-24.5 BRIX | 049000 | No premium; -10% above or below |
| | 038500 | No premium; -5%, min. 19 | | 049300 | No premium; -10% above or below, acceptable limits 21.5-24.5 |
| | 038700 | No premium; -10% below | 22-25 BRIX | 050500 | No premium; -20% above or below, acceptable limits 21-25.5 |
| | 039300 | No premium; -15%, min. 19 | | 051295 | No premium; -20% above or below, acceptable limits 20-26 |
| | 039400 | No premium; -15% below, acceptable 19-23 | 22-35 BRIX | 052030 | No premium; -15% above or below, min. 21 |
| | 039500 | +15% to 21, -15% below, acceptable limits 19-23 | 22.4-24.4 | 052050 | No premium; -10% above or below, acceptable limits 22-25 |
| | 039600 | +15% to 21, -15% below, acceptable limits 19-23.5 | 22.5 BRIX | 052500 | No premium; -10% below |
| 20-21 BRIX | 039700 | No premium; -15% below, acceptable limits 20-22.5 | | 052850 | No premium; -10% below, acceptable limits 21.5-24 |
| | 039705 | No premium; -15% below, acceptable limits 20-23 | | 052900 | No premium; -10% below, acceptable limits 21.5-24.5 |
| | 039710 | No premium; -10% above or below | | 052950 | No premium; -10% below, acceptable limits 21.5-26.5 |
| 20-21.9 BRIX | 039750 | No premium; -10% above or below, acceptable limits 19.5-22.5 | | 053000 | No premium; -10% below, acceptable limits 22-24.5 |
| 20-22 BRIX | 039800 | No premium; -10% above or below, acceptable limits 19.5-22.5 | | 053100 | No premium; -10% below, acceptable limits 22-25 |
| 20-23 BRIX | 039900 | No premium; -20% above or below, acceptable limits 19-24 | | 053200 | No premium; -10% below, acceptable limits 22-25.5 |
| 20-24 BRIX | 040100 | No premium; -15% below | | 053300 | No premium; -10% below, acceptable limits 22-26 |
| 20.5 BRIX | 040300 | No premium; -10% below | | 053350 | No premium; -10% below, acceptable limits 22-26.5 |
| 20.5-21.5 BRIX | 040600 | No premium; -15% below, acceptable limits 20-22.5 | | 053390 | No premium; -10% below, acceptable limits 22-27 |
| | 040700 | No premium; -15% below, acceptable limits 20-23 | | 053600 | +10% to 23.5, -10% below, acceptable limits 21.5-24.5 |
| 20.5-22.5 BRIX | 040800 | No premium; -10% above or below, acceptable limits 20-23 | | 053900 | No premium; -15%, min. 21.5 |
| 20.9-22.9 BRIX | 041400 | No premium; -10% above or below, acceptable limits 20.5-23.5 | | 054000 | No premium; -15% below, acceptable limits 21-23.5 |
| 21 BRIX | 041500 | No premium; -5% below | | 054100 | No premium; -15% below, acceptable limits 21-24 |
| | 041600 | No premium; -5%, min. 20 | | 054200 | No premium; -15% below, acceptable limits 21.5-24 |
| | 041700 | No premium; -10% below | | 054300 | No premium; -15% below, acceptable limits 22-24 |
| | 041800 | No premium; -10%, min. 19 | 22.5-24.5 BRIX | 054400 | No premium; -15% below, acceptable limits 22-24.5 |
| | 042000 | No premium; -10%, min. 20 | | 054900 | No premium; -10% above and below, acceptable limits 22-25 |
| | 042120 | No premium; -10% below, acceptable limits 20-23 | 22.5-25 BRIX | 055000 | No premium; -20% above or below |
| | 042150 | No premium; -13% below, acceptable limits 20-24 | 22.5-35 BRIX | 055375 | No premium; -10% below 23.5 |
| | 042300 | No premium; -15% below, acceptable limits 20-23 | | 056080 | No premium; -20% above or below, min. 21.5 |
| | 042350 | No premium; -15% below, acceptable limits 20-23.5 | | 056090 | No premium; -20% above or below, min. 22 |
| | 042400 | No premium; -15% below, acceptable limits 20-24 | 22.9-24.9 BRIX | 056100 | No premium; -30% below, min. 21.5 |
| | 042410 | No premium; -15% below, acceptable limits 20-30 | | 056600 | No premium; -10% above or below, acceptable limits 22.5-25.5 |
| | 042420 | -15% below, +15% above to 22, acceptable limits 20-24 | 23 BRIX | 056700 | No premium; -5% below |
| 21-23 BRIX | 042800 | No premium; -10% below, acceptable limits 20.5-23 | | 056800 | No premium; -5%, min. 22 |
| | 042900 | No premium; -10% above or below, acceptable limits 20.5-23.5 | | 056900 | No premium; -10% below |
| | 043020 | No premium; -20% above or below, acceptable limits 20-24 | | 057200 | No premium; -10% below, min. 22 |
| 21-24 BRIX | 043400 | No premium; -20% above or below, acceptable limits 20-25 | | 057400 | No premium; -10%, min. 22.5 |
| 21-35 BRIX | 043750 | No premium; -10% above or below, min. 21 | | 057600 | No premium; -10% below, acceptable limits 22-26 |
| 21.5 BRIX | 043900 | No premium; -10% below | | 057700 | No premium; -10% below, acceptable limits 22.5-25 |
| 21.5-22.5 BRIX | 044400 | No premium; -15% below, acceptable limits 21-23 | | 057800 | No premium; -10% below, acceptable limits 22.5-25.5 |
| 21.5-23.5 BRIX | 044900 | No premium; -15% below, acceptable limits 21-23.5 | | 057900 | No premium; -10% below, acceptable limits 22.5-26 |
| 22 BRIX | 045600 | No premium; -5% below | | 058000 | No premium; -10% below, acceptable limits 22.5-27 |
| | 045800 | No premium; -5%, min. 21 | | 058150 | No premium; -10% below, max. 25 |
| | | | | 058300 | No premium; -15% below, acceptable limits 22-24 |
| | | | | 058400 | No premium; -15% below, acceptable limits 22.5-24 |
| | | | | 058500 | No premium; -15% below, acceptable limits 22.5-25 |
| | | | | 058600 | No premium; -16% below, min. 22.5 |

TABLE 8 - SUPPLEMENT: 2005 BRIX ADJUSTMENT FACTORS

The following Brix adjustment factors are on a per degree Brix basis and are normally calculated to a tenth of a degree, and are cumulative unless otherwise indicated. Most processors, however, indicate maximum and/or minimum Brix acceptance limits. Grapes testing above or below these limits may be subject to price renegotiation, acceptance for use other than for table wine, or rejection by the processors. Discounts for high sugar apply to both base price and bonus unless otherwise stated. There are factors other than Brix, such as material other than grapes (MOG), defects, weight loss in late harvest grapes, and sugar/acid ratios that affect grape prices. These were not considered in this presentation, unless otherwise stated, but were considered in arriving at weighted average prices.

| Category | Code | Description | Category | Code | Description |
|----------------|--------|--|----------------|--------|--|
| 23-24 BRIX | 058850 | No premium; -10% above or below | 24-26.5 BRIX | 067955 | No premium; -10% above or below, acceptable limits 23.5-26.5 |
| | 059520 | No premium; -36% below | | | |
| 23-25 BRIX | 059690 | +1% above 25 | 24-26.9 BRIX | 067956 | +/- \$100.00 per ton, acceptable limits 22-28 |
| | 059700 | No premium; -10% below | | 067957 | +\$100.00 per ton, acceptable limits 22-28 |
| | 060000 | No premium; -10% above or below, acceptable limits 22.5-25.5 | | 067958 | -\$100.00 per ton, acceptable limits 22-28 |
| | 060250 | No premium; -20% above or below, min. 22 | 24-27 BRIX | 067960 | No premium; -10% above |
| 23-25.5 BRIX | 060450 | +10% above 25.5 | | 067970 | No premium; -20% above or below |
| 23-26 BRIX | 060500 | No premium; -10% below | | 067980 | No premium; -20% above or below, acceptable limits 20-28 |
| | 060550 | No premium; -20% above or below, acceptable limits 20-27 | 24-35 BRIX | 068100 | No premium; -30% below, min. 23 |
| 23-26.5 BRIX | 060810 | No premium; -20% above or below | 24.5 BRIX | 068630 | No premium; -10% below, acceptable limits 23-27 |
| 23-26.9 BRIX | 060880 | No premium; -10% above or below, acceptable limits 20-27 | | 068650 | No premium; -10% below, acceptable limits 23.5-25.5 |
| 23-27 BRIX | 060920 | No premium; -20% above or below, acceptable limits 22-28 | | 069200 | +5% to 26.5, -15% below, min. 24 |
| 23-35 BRIX | 061000 | No premium; -30% below, min. 22 | 24.5-25.4 BRIX | 069225 | No premium; -10% above |
| 23.5 BRIX | 061300 | No premium; -10% below | 24.5-25.5 BRIX | 069250 | No premium; -12% above or below |
| | 061500 | No premium; -10% below, min. 22.5 | 24.5-26 BRIX | 069450 | +10% above |
| | 061590 | No premium; -10% below, acceptable limits 22.5-24 | 24.5-26.5 BRIX | 069475 | No premium; -15% below, min. 24 |
| | 061600 | No premium; -10% below, acceptable limits 22.5-25 | 25 BRIX | 069800 | No premium; -10% below |
| | 061650 | No premium; -10% below, acceptable limits 22.5-28 | | 070100 | No premium; -10% below, acceptable limits 23.5-26.5 |
| | 061900 | No premium; -10% below, acceptable limits 23-26 | | 070200 | No premium; -10% below, acceptable limits 23.5-27.5 |
| | 062000 | No premium; -10% below, acceptable limits 23-28 | | 070210 | No premium; -10% below, acceptable limits 24-26 |
| | 062300 | -10% below, min 23.0; +10% above to 24.5 | | 070220 | No premium; -10% below, acceptable limits 24-27 |
| 23.5-24 BRIX | 062550 | No premium; -10% above or below | | 070230 | +10% above |
| 23.5-24.5 BRIX | 062800 | No premium; -15% below, min. 23 | 25-26 BRIX | 070240 | +\$100 above, min. 24 |
| | 062900 | No premium; -15% below, acceptable limits 23-24.5 | 25-27 BRIX | 070400 | No premium; -15% below, min. 24 |
| 23.5-25 BRIX | 063800 | No premium; -10% below, min. 23.0 | 25-30 | 070450 | No premium; -10% above or below |
| 23.5-25.5 BRIX | 064080 | No premium; -20% above or below, acceptable limits 20-26.5 | 25.5 BRIX | 070475 | No premium; -10% above or below |
| | 064175 | No premium; -10% above or below | | 070525 | No premium; -10% above or below, acceptable limits 23-26 |
| | 064200 | No premium; -10% above or below, acceptable limits 23-26 | | 070526 | No premium; -10% below, acceptable limits 24.5-26.5 |
| 23.5-26 BRIX | 064380 | No premium; -20% above or below, acceptable limits 22.5-27 | 26 BRIX | 070527 | No premium; -10% above or below, acceptable limits 25-26 |
| 23.5-26.5 BRIX | 064510 | No premium; -\$100 per degree above or below | 27 BRIX | 070550 | +10% above |
| 23.5-35 BRIX | 064630 | No premium, -20% above or below, min. 22.5 | | 070605 | No premium; -2% below |
| 23.6-25.6 BRIX | 064650 | No premium; -10% above or below, acceptable limits 23.5-26.5 | | 070610 | No premium, -10% above or below, acceptable limits 24-28 |
| 23.7-24.7 BRIX | 064700 | No premium; -12% below | | 070650 | No premium; -5% below |
| 24 BRIX | 064800 | No premium; -10% below | 28 BRIX | 070700 | No premium; -10% above or below, acceptable limits 25-29 |
| | 064960 | No premium; -10% below, acceptable limits 23-25 | | 070710 | No premium; -15% above or below, acceptable limits 25-29 |
| | 064970 | No premium; -10% below, acceptable limits 23-26 | | | |
| | 065000 | No premium; -10% below, acceptable limits 23.5-25 | | | |
| | 065100 | No premium; -10% below, acceptable limits 23.5-25.5 | | | |
| | 065200 | No premium; -10% below, acceptable limits 23.5-26 | | | |
| | 065500 | No premium; -10% below, acceptable limits 23.5-27.5 | | | |
| | 065610 | No premium; -10% below, acceptable limits 23.5-28 | | | |
| | 065700 | No premium; -15% below, acceptable limits 23-25 | | | |
| | 065800 | No premium; -15% below, acceptable limits 23-25.5 | | | |
| | 066115 | +3% above, acceptable limits 23-26 | | | |
| | 066117 | +3% above, acceptable limits 23.5-26 | | | |
| | 066118 | +3% above, acceptable limits 24-26.5 | | | |
| | 066119 | +3% above, acceptable limits 24-26 | | | |
| | 066120 | +4% above, acceptable limits 23-26 | | | |
| | 066125 | +5% above, acceptable limits 23-26.5 | | | |
| | 066150 | +5% above, acceptable limits 23.5-26 | | | |
| | 066380 | +\$100 above, max 27 | | | |
| 24-25 BRIX | 066700 | No premium; -15% below, min. 23.5 | | | |
| 24-25.5 BRIX | 067400 | No premium; -20% below, min 23.5 | | | |
| 24-26 BRIX | 067600 | No premium; -10% above or below, acceptable limits 23.5-26.5 | | | |
| | 067850 | No premium; -25% below | | | |
| | 067950 | +10% above, -10% below | | | |

This page was left blank intentionally.

**TABLE 9: TONS OF GRAPES CRUSHED TO GROWERS' ACCOUNTS BY CALIFORNIA PROCESSORS
FROM THE 2005 CROP BY TYPE, VARIETY, AND REPORTING DISTRICT WHERE GROWN, WITH COMPARISONS**

| Type and Variety | 1 | 2 | 3 | 4 | 5 | 6 | 7 | 8 | 9 | 10 |
|-----------------------------|---------|---------|---------|---------|---------|---------|---------|----------|---------|-------|
| | Tons | | | | | | | | | |
| RAISIN GRAPES: | | | | | | | | | | |
| Thompson Seedless | 0.0 | 0.0 | 0.0 | 0.0 | 0.0 | 0.0 | 0.0 | 0.0 | 0.0 | 0.0 |
| Total Raisin | 0.0 | 0.0 | 0.0 | 0.0 | 0.0 | 0.0 | 0.0 | 0.0 | 0.0 | 0.0 |
| WINE GRAPES (WHITE): | | | | | | | | | | |
| Chardonnay * | 2,336.1 | 95.0 | 1,907.7 | 1,245.9 | 649.8 | 352.5 | 5,879.3 | 9,421.7 | 1,307.6 | 4.4 |
| Chenin Blanc | 0.0 | 0.0 | 0.0 | 0.0 | 0.0 | 0.0 | 0.0 | 0.0 | 0.0 | 0.0 |
| Gewurztraminer | 5.6 | 0.0 | 15.9 | 0.0 | 0.0 | 0.0 | 0.0 | 21.7 | 0.0 | 0.0 |
| Gray Riesling * | 0.0 | 0.0 | 9.6 | 7.1 | 0.0 | 0.0 | 0.0 | 0.0 | 0.0 | 0.0 |
| Grenache Blanc | 0.0 | 0.0 | 0.0 | 0.0 | 0.0 | 0.0 | 0.0 | 0.0 | 1.5 | 0.0 |
| Malvasia Bianca * | 0.0 | 0.0 | 0.0 | 0.0 | 0.0 | 0.0 | 0.0 | 0.0 | 0.0 | 0.0 |
| Marsanne | 0.0 | 0.0 | 0.0 | 0.0 | 0.0 | 0.0 | 1.2 | 0.0 | 0.0 | 0.0 |
| Muscat Blanc * | 4.5 | 5.4 | 2.4 | 2.5 | 0.0 | 0.0 | 0.0 | 0.0 | 0.0 | 0.0 |
| Muscat Orange | 0.0 | 0.0 | 0.0 | 0.0 | 0.0 | 0.0 | 2.4 | 0.0 | 0.0 | 0.0 |
| Pinot Blanc | 28.5 | 11.0 | 79.4 | 0.0 | 0.0 | 6.6 | 0.0 | 109.6 | 0.0 | 0.0 |
| Pinot Gris * | 8.8 | 8.4 | 45.5 | 17.1 | 0.5 | 6.4 | 290.1 | 100.5 | 0.0 | 0.0 |
| Roussanne | 0.0 | 0.0 | 0.0 | 0.0 | 0.0 | 0.0 | 0.0 | 11.1 | 0.0 | 0.0 |
| Sauvignon Blanc | 414.7 | 848.1 | 90.1 | 159.2 | 99.7 | 4.0 | 394.6 | 223.8 | 2.9 | 3.6 |
| Sauvignon Musque | 23.3 | 43.9 | 0.0 | 0.0 | 0.0 | 0.0 | 0.0 | 25.1 | 0.0 | 0.0 |
| Semillon | 0.0 | 0.0 | 0.0 | 12.4 | 0.0 | 0.0 | 0.0 | 21.4 | 2.9 | 0.0 |
| Symphony | 0.0 | 0.0 | 0.0 | 0.0 | 0.0 | 0.0 | 0.0 | 0.0 | 0.0 | 0.0 |
| Verdelho | 0.0 | 0.0 | 0.0 | 0.0 | 0.0 | 0.0 | 0.0 | 0.0 | 0.0 | 0.0 |
| Viognier | 1.4 | 31.2 | 0.8 | 4.5 | 41.9 | 0.2 | 1.6 | 26.3 | 12.6 | 10.1 |
| White Riesling * | 42.5 | 0.0 | 0.0 | 0.0 | 0.5 | 0.0 | 0.0 | 15.1 | 0.0 | 0.0 |
| Other White 1/ | 0.0 | 0.0 | 0.0 | 0.0 | 0.0 | 0.0 | 0.0 | 0.0 | 0.0 | 0.0 |
| Total White | 2,865.4 | 1,043.0 | 2,151.4 | 1,448.7 | 792.4 | 369.7 | 6,569.2 | 9,976.3 | 1,327.5 | 18.1 |
| WINE GRAPES (RED): | | | | | | | | | | |
| Aglianico | 0.0 | 0.0 | 0.0 | 0.0 | 0.0 | 0.0 | 0.0 | 0.0 | 0.0 | 4.5 |
| Alicante Bouschet * | 0.0 | 0.0 | 0.5 | 0.0 | 0.0 | 0.0 | 0.0 | 0.0 | 0.0 | 0.0 |
| Barbera | 153.3 | 7.0 | 0.0 | 35.5 | 0.0 | 3.5 | 0.0 | 25.9 | 0.0 | 50.0 |
| Cabernet Franc | 2.1 | 6.9 | 45.6 | 269.3 | 4.2 | 4.3 | 37.5 | 182.4 | 23.9 | 55.7 |
| Cabernet Sauvignon | 1,347.0 | 2,668.8 | 1,379.9 | 3,649.6 | 256.4 | 846.3 | 562.0 | 6,510.2 | 22.2 | 84.5 |
| Canaiolo Nero | 0.0 | 0.0 | 0.0 | 0.0 | 0.0 | 0.0 | 0.0 | 0.0 | 0.0 | 0.1 |
| Carignane | 62.3 | 0.0 | 2.8 | 0.1 | 3.9 | 0.0 | 0.0 | 0.0 | 0.0 | 0.0 |
| Charbono | 0.0 | 0.0 | 0.0 | 0.0 | 0.0 | 5.3 | 0.0 | 0.0 | 0.0 | 0.0 |
| Cinsaut * | 0.0 | 0.0 | 0.0 | 0.0 | 0.0 | 0.0 | 0.0 | 3.2 | 0.0 | 0.0 |
| Counoise | 0.0 | 0.0 | 0.0 | 0.0 | 0.0 | 0.0 | 0.0 | 1.5 | 0.0 | 0.0 |
| Dolcetto | 10.3 | 0.0 | 0.0 | 0.0 | 0.0 | 0.0 | 0.0 | 2.8 | 0.0 | 0.0 |
| Domfelder | 0.0 | 0.0 | 0.0 | 0.0 | 0.0 | 0.0 | 0.0 | 8.6 | 0.0 | 0.0 |
| Freisa | 0.0 | 0.0 | 0.0 | 0.0 | 0.0 | 0.0 | 0.0 | 0.0 | 0.0 | 0.2 |
| Gamay (Napa) * | 1.2 | 0.0 | 0.0 | 0.0 | 0.0 | 0.0 | 0.0 | 0.0 | 0.0 | 0.0 |
| Gamay Beaujolais | 0.0 | 0.0 | 0.2 | 0.0 | 0.0 | 0.0 | 0.0 | 0.0 | 0.0 | 0.0 |
| Graciano | 0.0 | 0.0 | 0.0 | 0.0 | 0.0 | 0.0 | 0.0 | 0.0 | 0.0 | 0.3 |
| Grenache * | 5.5 | 2.2 | 27.2 | 8.3 | 0.0 | 0.0 | 0.0 | 86.9 | 4.2 | 4.4 |
| Lagrein | 0.0 | 0.0 | 0.0 | 0.0 | 0.0 | 0.0 | 0.0 | 0.0 | 0.5 | 0.0 |
| Malbec | 25.7 | 0.0 | 3.0 | 24.8 | 1.0 | 5.6 | 141.6 | 148.9 | 3.3 | 0.0 |
| Mataro * | 0.0 | 0.0 | 5.3 | 8.8 | 0.0 | 1.9 | 0.0 | 81.2 | 5.7 | 19.3 |
| Merlot | 165.6 | 494.7 | 1,291.6 | 1,140.5 | 328.0 | 539.1 | 1,446.0 | 1,810.6 | 203.1 | 30.5 |
| Meunier * | 0.0 | 0.0 | 3.1 | 0.0 | 0.0 | 0.0 | 0.0 | 0.0 | 0.0 | 0.0 |
| Mission | 0.0 | 0.0 | 0.0 | 0.0 | 0.0 | 0.0 | 0.0 | 3.0 | 0.0 | 0.0 |
| Montepulciano | 0.0 | 0.0 | 0.0 | 0.0 | 0.0 | 0.0 | 0.0 | 0.0 | 0.0 | 0.0 |
| Nebbiolo | 0.0 | 0.0 | 0.0 | 0.0 | 0.0 | 0.0 | 0.0 | 0.0 | 0.0 | 0.0 |
| Perelli 101 | 0.0 | 0.0 | 0.0 | 0.0 | 0.0 | 0.0 | 0.0 | 0.0 | 0.0 | 0.0 |
| Petit Verdot | 42.7 | 10.9 | 2.0 | 52.8 | 0.9 | 1.3 | 57.3 | 39.8 | 0.7 | 0.5 |
| Petite Sirah | 70.4 | 84.1 | 37.1 | 27.4 | 0.0 | 14.7 | 40.1 | 461.5 | 0.0 | 11.4 |
| Pfeffer Cabernet | 0.0 | 0.0 | 0.0 | 0.0 | 0.0 | 0.0 | 0.0 | 0.0 | 0.0 | 0.0 |
| Pinot Noir | 862.8 | 13.5 | 748.6 | 57.6 | 5.3 | 7.3 | 278.1 | 889.6 | 2.0 | 0.0 |
| Pinotage | 0.0 | 0.0 | 1.7 | 0.0 | 0.0 | 0.0 | 0.0 | 0.0 | 0.0 | 2.5 |
| Primitivo | 0.0 | 0.0 | 0.0 | 4.4 | 0.0 | 0.0 | 0.0 | 3.7 | 0.0 | 16.3 |
| Refosco * | 0.0 | 0.0 | 0.0 | 0.0 | 0.0 | 0.0 | 0.0 | 3.0 | 0.0 | 0.0 |
| Rubired * | 0.0 | 0.0 | 0.0 | 0.0 | 0.0 | 0.0 | 0.0 | 0.0 | 0.0 | 0.0 |
| Sangiovese * | 143.1 | 0.0 | 17.9 | 95.4 | 0.0 | 14.5 | 2.1 | 185.8 | 0.0 | 14.8 |
| Souzao | 0.0 | 0.0 | 0.0 | 0.0 | 0.0 | 0.0 | 0.0 | 0.0 | 0.0 | 2.0 |
| Syrah * | 96.3 | 68.9 | 359.5 | 214.7 | 5.5 | 368.5 | 129.7 | 2,427.9 | 60.5 | 156.3 |
| Tannat | 0.0 | 0.0 | 0.3 | 0.0 | 0.0 | 0.0 | 0.0 | 0.0 | 1.7 | 0.0 |
| Tempranillo * | 0.0 | 1.9 | 0.0 | 0.0 | 0.0 | 0.4 | 10.1 | 7.8 | 10.1 | 2.5 |
| Tinta Cao | 0.0 | 0.0 | 0.0 | 0.0 | 0.0 | 0.0 | 2.3 | 0.0 | 0.0 | 0.0 |
| Touriga Francesca | 0.0 | 0.0 | 0.0 | 0.0 | 0.0 | 0.0 | 0.5 | 0.0 | 0.0 | 0.0 |
| Touriga Nacional * | 0.0 | 0.0 | 0.0 | 0.0 | 0.0 | 0.0 | 2.2 | 0.0 | 0.0 | 0.0 |
| Zinfandel | 490.5 | 0.0 | 497.5 | 124.8 | 0.0 | 42.9 | 0.0 | 432.4 | 0.0 | 105.4 |
| Other Red 1/ | 0.0 | 0.0 | 4.4 | 22.1 | 0.0 | 1.3 | 0.0 | 19.8 | 0.0 | 21.8 |
| Total Red | 3,478.8 | 3,358.9 | 4,428.2 | 5,736.1 | 605.2 | 1,856.9 | 2,709.5 | 13,336.5 | 337.9 | 583.0 |
| TOTAL WINE | 6,344.2 | 4,401.9 | 6,579.6 | 7,184.8 | 1,397.6 | 2,226.6 | 9,278.7 | 23,312.8 | 1,665.4 | 601.1 |
| TOTAL ALL VARIETIES | 6,344.2 | 4,401.9 | 6,579.6 | 7,184.8 | 1,397.6 | 2,226.6 | 9,278.7 | 23,312.8 | 1,665.4 | 601.1 |

**TABLE 9: TONS OF GRAPES CRUSHED TO GROWERS' ACCOUNTS BY CALIFORNIA PROCESSORS
FROM THE 2005 CROP BY TYPE, VARIETY, AND REPORTING DISTRICT WHERE GROWN, WITH COMPARISONS**

| Type and Variety | 11 | 12 | 13 | 14 | 15 | 16 | 17 | 2005 State Total | 2004 State Total |
|-----------------------------|---------|-------|-------|------|-------|------|-------|------------------|------------------|
| | Tons | | | | | | | | |
| RAISIN GRAPES: | | | | | | | | | |
| Thompson Seedless | 0.0 | 0.0 | 453.0 | 0.0 | 0.0 | 0.0 | 0.0 | 453.0 | 21.0 |
| Total Raisin | 0.0 | 0.0 | 453.0 | 0.0 | 0.0 | 0.0 | 0.0 | 453.0 | 21.0 |
| WINE GRAPES (WHITE): | | | | | | | | | |
| Chardonnay * | 562.4 | 0.0 | 67.6 | 0.0 | 0.0 | 0.0 | 331.4 | 24,161.4 | 14,091.9 |
| Chenin Blanc | 0.0 | 0.0 | 0.0 | 0.0 | 0.0 | 0.0 | 76.4 | 76.4 | 320.5 |
| Gewurztraminer | 0.0 | 0.0 | 0.0 | 0.0 | 0.0 | 0.0 | 0.0 | 43.2 | 35.3 |
| Gray Riesling * | 0.0 | 0.0 | 0.0 | 0.0 | 0.0 | 0.0 | 0.0 | 16.7 | 13.1 |
| Grenache Blanc | 0.0 | 0.0 | 0.0 | 0.0 | 0.0 | 0.0 | 0.0 | 1.5 | 0.0 |
| Malvasia Bianca * | 0.0 | 0.0 | 0.0 | 0.0 | 0.0 | 0.0 | 0.0 | 0.0 | 3.6 |
| Marsanne | 0.0 | 0.0 | 0.0 | 0.0 | 0.0 | 0.0 | 0.0 | 1.2 | 0.0 |
| Muscat Blanc * | 0.0 | 0.0 | 0.0 | 0.0 | 0.0 | 0.0 | 0.0 | 14.8 | 90.7 |
| Muscat Orange | 0.0 | 0.0 | 0.0 | 0.0 | 0.0 | 0.0 | 0.0 | 2.4 | 11.3 |
| Pinot Blanc | 0.0 | 0.0 | 0.0 | 0.0 | 0.0 | 0.0 | 0.0 | 235.1 | 251.0 |
| Pinot Gris * | 80.5 | 0.0 | 0.0 | 0.0 | 0.0 | 0.0 | 119.4 | 677.2 | 316.9 |
| Roussanne | 0.0 | 0.0 | 0.0 | 0.0 | 0.0 | 0.0 | 0.0 | 11.1 | 8.4 |
| Sauvignon Blanc | 0.0 | 0.0 | 0.0 | 0.0 | 0.0 | 0.0 | 26.0 | 2,266.7 | 2,167.4 |
| Sauvignon Musque | 0.0 | 0.0 | 0.0 | 0.0 | 0.0 | 0.0 | 0.0 | 92.3 | 14.6 |
| Semillon | 0.0 | 0.0 | 0.0 | 0.0 | 0.0 | 0.0 | 0.0 | 36.7 | 35.9 |
| Symphony | 0.0 | 0.0 | 0.0 | 0.0 | 0.0 | 0.0 | 0.0 | 0.0 | 36.7 |
| Verdelho | 0.0 | 0.0 | 0.0 | 0.0 | 0.0 | 0.0 | 0.0 | 0.0 | 4.4 |
| Viognier | 214.9 | 0.0 | 9.0 | 0.0 | 0.0 | 0.0 | 37.4 | 391.9 | 179.4 |
| White Riesling * | 0.0 | 0.0 | 0.0 | 0.0 | 0.0 | 0.0 | 0.0 | 58.1 | 120.1 |
| Other White 1/ | 5.9 | 0.0 | 0.0 | 0.0 | 0.0 | 0.0 | 0.0 | 5.9 | 19.4 |
| Total White | 863.7 | 0.0 | 76.6 | 0.0 | 0.0 | 0.0 | 590.6 | 28,092.6 | 17,720.6 |
| WINE GRAPES (RED): | | | | | | | | | |
| Aglianico | 0.0 | 0.0 | 0.0 | 0.0 | 0.0 | 0.0 | 0.0 | 4.5 | 1.1 |
| Alicante Bouschet * | 0.0 | 0.0 | 0.0 | 0.0 | 0.0 | 0.0 | 0.0 | 0.5 | 0.0 |
| Barbera | 2.1 | 0.0 | 0.0 | 0.0 | 0.0 | 0.0 | 0.0 | 277.3 | 153.7 |
| Cabernet Franc | 0.0 | 0.0 | 0.0 | 0.0 | 0.5 | 0.0 | 0.0 | 632.4 | 535.1 |
| Cabernet Sauvignon | 1,078.5 | 25.0 | 97.2 | 11.5 | 144.6 | 1.1 | 0.0 | 18,684.8 | 11,661.4 |
| Canaiolo Nero | 0.0 | 0.0 | 0.0 | 0.0 | 0.0 | 0.0 | 0.0 | 0.1 | 0.0 |
| Carignane | 44.5 | 0.0 | 0.0 | 0.0 | 0.0 | 0.0 | 0.0 | 113.6 | 62.7 |
| Charbono | 0.0 | 0.0 | 0.0 | 0.0 | 0.0 | 0.0 | 0.0 | 5.3 | 10.9 |
| Cinsaut * | 0.0 | 0.0 | 0.0 | 0.0 | 0.0 | 0.0 | 0.0 | 3.2 | 2.9 |
| Counoise | 0.0 | 0.0 | 0.0 | 0.0 | 0.0 | 0.0 | 0.0 | 1.5 | 17.3 |
| Dolcetto | 0.0 | 0.0 | 0.0 | 0.0 | 0.0 | 0.0 | 0.0 | 13.1 | 3.4 |
| Dornfelder | 0.0 | 0.0 | 0.0 | 0.0 | 0.0 | 0.0 | 0.0 | 8.6 | 4.3 |
| Freisa | 0.0 | 0.0 | 0.0 | 0.0 | 0.0 | 0.0 | 0.0 | 0.2 | 0.0 |
| Gamay (Napa) * | 0.0 | 0.0 | 0.0 | 0.0 | 0.0 | 0.0 | 0.0 | 1.2 | 4.1 |
| Gamay Beaujolais | 0.0 | 0.0 | 0.0 | 0.0 | 0.0 | 0.0 | 0.0 | 0.2 | 0.3 |
| Graciano | 4.9 | 0.0 | 0.0 | 0.0 | 0.0 | 0.0 | 0.0 | 5.2 | 10.9 |
| Grenache * | 10.0 | 0.0 | 0.0 | 0.0 | 0.0 | 0.0 | 0.0 | 148.7 | 129.4 |
| Lagrein | 0.0 | 0.0 | 0.0 | 0.0 | 0.0 | 0.0 | 0.0 | 0.5 | 0.0 |
| Malbec | 90.2 | 0.0 | 0.0 | 0.0 | 4.3 | 0.0 | 0.0 | 448.4 | 143.1 |
| Mataro * | 0.0 | 0.0 | 0.0 | 0.0 | 0.0 | 0.0 | 0.0 | 122.2 | 105.7 |
| Merlot | 527.5 | 0.0 | 22.9 | 25.6 | 28.6 | 1.1 | 100.8 | 8,156.2 | 4,672.0 |
| Meunier * | 0.0 | 0.0 | 0.0 | 0.0 | 0.0 | 0.0 | 0.0 | 3.1 | 28.3 |
| Mission | 0.0 | 0.0 | 0.0 | 0.0 | 0.0 | 0.0 | 0.0 | 3.0 | 7.7 |
| Montepulciano | 0.0 | 0.0 | 0.0 | 0.0 | 0.0 | 0.0 | 0.0 | 0.0 | 1.2 |
| Nebbiolo | 0.0 | 0.0 | 0.0 | 0.0 | 0.0 | 0.0 | 0.0 | 0.0 | 21.7 |
| Perelli 101 | 0.0 | 0.0 | 0.0 | 0.0 | 0.0 | 0.0 | 0.0 | 0.0 | 0.5 |
| Petit Verdot | 4.7 | 0.0 | 0.0 | 0.0 | 0.0 | 0.0 | 0.0 | 213.6 | 214.5 |
| Petite Sirah | 354.9 | 62.5 | 0.0 | 0.0 | 0.0 | 0.0 | 137.5 | 1,301.6 | 1,040.8 |
| Pfeffer Cabernet | 0.0 | 0.0 | 0.0 | 0.0 | 0.0 | 0.0 | 0.0 | 0.0 | 1.7 |
| Pinot Noir | 86.9 | 0.0 | 0.0 | 0.0 | 0.0 | 0.0 | 33.3 | 2,985.0 | 3,180.4 |
| Pinotage | 0.0 | 0.0 | 0.0 | 0.0 | 0.0 | 0.0 | 0.0 | 4.2 | 2.4 |
| Primitivo | 0.0 | 0.0 | 0.0 | 0.0 | 0.0 | 0.0 | 0.0 | 24.4 | 29.1 |
| Refosco * | 0.0 | 0.0 | 0.0 | 0.0 | 0.0 | 0.0 | 0.0 | 3.0 | 0.0 |
| Rubired * | 0.0 | 18.9 | 0.0 | 0.0 | 0.0 | 0.0 | 0.0 | 18.9 | 0.0 |
| Sangiovese * | 19.0 | 0.0 | 0.0 | 0.0 | 9.0 | 42.8 | 0.0 | 544.4 | 311.6 |
| Souzao | 0.0 | 0.0 | 0.0 | 0.0 | 0.0 | 0.0 | 0.0 | 2.0 | 0.0 |
| Syrah * | 728.6 | 84.7 | 10.0 | 0.0 | 27.8 | 1.5 | 5.9 | 4,746.3 | 4,013.0 |
| Tannat | 0.0 | 0.0 | 0.0 | 0.0 | 0.0 | 0.0 | 0.0 | 2.0 | 0.7 |
| Tempranillo * | 8.5 | 0.0 | 0.0 | 0.0 | 0.0 | 0.0 | 33.4 | 74.7 | 96.2 |
| Tinta Cao | 0.0 | 0.0 | 0.0 | 0.0 | 0.0 | 0.0 | 0.0 | 2.3 | 1.8 |
| Touriga Francesca | 0.0 | 0.0 | 0.0 | 0.0 | 0.0 | 0.0 | 0.0 | 0.5 | 0.0 |
| Touriga Nacional * | 0.0 | 0.0 | 0.0 | 0.0 | 0.0 | 0.0 | 0.0 | 2.2 | 0.0 |
| Zinfandel | 749.9 | 120.4 | 25.8 | 6.1 | 14.0 | 0.0 | 2.3 | 2,612.0 | 1,633.6 |
| Other Red 1/ | 0.0 | 0.0 | 0.0 | 0.0 | 0.0 | 0.0 | 0.0 | 69.4 | 30.9 |
| Total Red | 3,710.2 | 311.5 | 155.9 | 43.2 | 228.8 | 46.5 | 313.2 | 41,240.3 | 28,134.4 |
| TOTAL WINE | 4,573.9 | 311.5 | 232.5 | 43.2 | 228.8 | 46.5 | 903.8 | 69,332.9 | 45,855.0 |
| TOTAL ALL VARIETIES | 4,573.9 | 311.5 | 685.5 | 43.2 | 228.8 | 46.5 | 903.8 | 69,785.9 | 45,876.0 |

* Synonyms for variety names are shown on Page 5.
1/ Other categories include minor and mixed varieties.

**TABLE 10: WEIGHTED AVERAGE GROWER RETURNS PER TON DELIVERED BASIS NON-RELATED PURCHASE
FOR WINE, CONCENTRATE, JUICE, VINEGAR, AND BEVERAGE BRANDY BY CALIFORNIA PROCESSORS
FROM THE 2005 CROP BY TYPE, VARIETY, AND REPORTING DISTRICT WHERE GROWN, WITH COMPARISONS**

| Type and Variety | 1 | 2 | 3 | 4 | 5 | 6 | 7 | 8 | 9 | 10 |
|-----------------------------|----------|----------|----------|----------|----------|----------|----------|----------|----------|----------|
| | Dollars | | | | | | | | | |
| RAISIN GRAPES: | | | | | | | | | | |
| Diamond Muscat | 0.00 | 0.00 | 0.00 | 0.00 | 0.00 | 0.00 | 0.00 | 0.00 | 0.00 | 0.00 |
| Dovine | 0.00 | 0.00 | 0.00 | 0.00 | 0.00 | 0.00 | 0.00 | 0.00 | 0.00 | 0.00 |
| Fiesta | 0.00 | 0.00 | 0.00 | 0.00 | 0.00 | 0.00 | 0.00 | 0.00 | 0.00 | 0.00 |
| Selma Pete | 0.00 | 0.00 | 0.00 | 0.00 | 0.00 | 0.00 | 0.00 | 0.00 | 0.00 | 0.00 |
| Sultana | 0.00 | 0.00 | 0.00 | 0.00 | 0.00 | 0.00 | 0.00 | 0.00 | 0.00 | 0.00 |
| Thompson Seedless | 0.00 | 0.00 | 0.00 | 0.00 | 0.00 | 0.00 | 0.00 | 0.00 | 0.00 | 0.00 |
| Other Raisin 1/ | 0.00 | 0.00 | 0.00 | 0.00 | 0.00 | 0.00 | 0.00 | 0.00 | 0.00 | 0.00 |
| Total Raisin | 0.00 | 0.00 | 0.00 | 0.00 | 0.00 | 0.00 | 0.00 | 0.00 | 0.00 | 0.00 |
| TABLE GRAPES: | | | | | | | | | | |
| Autumn Royal | 0.00 | 0.00 | 0.00 | 0.00 | 0.00 | 0.00 | 0.00 | 0.00 | 0.00 | 0.00 |
| Black Emerald | 0.00 | 0.00 | 0.00 | 0.00 | 0.00 | 0.00 | 0.00 | 0.00 | 0.00 | 0.00 |
| Black Monukka | 0.00 | 0.00 | 0.00 | 0.00 | 0.00 | 0.00 | 0.00 | 0.00 | 0.00 | 0.00 |
| Calmeria | 0.00 | 0.00 | 0.00 | 0.00 | 0.00 | 0.00 | 0.00 | 0.00 | 0.00 | 0.00 |
| Christmas Rose | 0.00 | 0.00 | 0.00 | 0.00 | 0.00 | 0.00 | 0.00 | 0.00 | 0.00 | 0.00 |
| Crimson Seedless * | 0.00 | 0.00 | 0.00 | 0.00 | 0.00 | 0.00 | 0.00 | 0.00 | 0.00 | 0.00 |
| Emerald Seedless * | 0.00 | 0.00 | 0.00 | 0.00 | 0.00 | 0.00 | 0.00 | 0.00 | 0.00 | 0.00 |
| Emperor | 0.00 | 0.00 | 0.00 | 0.00 | 0.00 | 0.00 | 0.00 | 0.00 | 0.00 | 0.00 |
| Exotic | 0.00 | 0.00 | 0.00 | 0.00 | 0.00 | 0.00 | 0.00 | 0.00 | 0.00 | 0.00 |
| Fantasy Seedless | 0.00 | 0.00 | 0.00 | 0.00 | 0.00 | 0.00 | 0.00 | 0.00 | 0.00 | 0.00 |
| Flame Seedless * | 0.00 | 0.00 | 0.00 | 0.00 | 0.00 | 0.00 | 0.00 | 0.00 | 0.00 | 0.00 |
| Flame Tokay | 0.00 | 0.00 | 0.00 | 0.00 | 0.00 | 0.00 | 0.00 | 0.00 | 0.00 | 0.00 |
| Italia * | 0.00 | 0.00 | 0.00 | 0.00 | 0.00 | 0.00 | 0.00 | 0.00 | 0.00 | 0.00 |
| Malaga * | 0.00 | 0.00 | 0.00 | 0.00 | 0.00 | 0.00 | 0.00 | 0.00 | 0.00 | 0.00 |
| Marroo Seedless | 0.00 | 0.00 | 0.00 | 0.00 | 0.00 | 0.00 | 0.00 | 0.00 | 0.00 | 0.00 |
| Perlette | 0.00 | 0.00 | 0.00 | 0.00 | 0.00 | 0.00 | 0.00 | 0.00 | 0.00 | 0.00 |
| Princess * | 0.00 | 0.00 | 0.00 | 0.00 | 0.00 | 0.00 | 0.00 | 0.00 | 0.00 | 0.00 |
| Red Globe * | 0.00 | 0.00 | 0.00 | 0.00 | 0.00 | 0.00 | 0.00 | 0.00 | 0.00 | 0.00 |
| Ribier | 0.00 | 0.00 | 0.00 | 0.00 | 0.00 | 0.00 | 0.00 | 0.00 | 0.00 | 0.00 |
| Rouge | 0.00 | 0.00 | 0.00 | 0.00 | 0.00 | 0.00 | 0.00 | 0.00 | 0.00 | 0.00 |
| Ruby Seedless * | 0.00 | 0.00 | 0.00 | 0.00 | 0.00 | 0.00 | 0.00 | 0.00 | 0.00 | 0.00 |
| Packinghouse Culls | 0.00 | 0.00 | 0.00 | 0.00 | 0.00 | 0.00 | 0.00 | 0.00 | 0.00 | 0.00 |
| Other Table 1/ | 0.00 | 0.00 | 0.00 | 0.00 | 0.00 | 0.00 | 0.00 | 0.00 | 0.00 | 0.00 |
| Total Table | 0.00 | 0.00 | 0.00 | 0.00 | 0.00 | 0.00 | 0.00 | 0.00 | 0.00 | 0.00 |
| WINE GRAPES (WHITE): | | | | | | | | | | |
| Arneis | 1,237.50 | 0.00 | 2,361.97 | 0.00 | 0.00 | 0.00 | 1,347.00 | 1,598.77 | 0.00 | 0.00 |
| Burger * | 0.00 | 0.00 | 0.00 | 0.00 | 0.00 | 0.00 | 0.00 | 0.00 | 0.00 | 0.00 |
| Chardonnay * | 1,073.87 | 843.33 | 1,592.54 | 2,085.31 | 822.49 | 1,050.24 | 882.32 | 1,085.46 | 414.97 | 850.55 |
| Chasselas Dore | 0.00 | 0.00 | 1,300.00 | 0.00 | 0.00 | 0.00 | 0.00 | 0.00 | 0.00 | 0.00 |
| Chenin Blanc | 363.95 | 0.00 | 563.41 | 660.60 | 369.12 | 0.00 | 267.37 | 665.18 | 600.00 | 174.00 |
| Cortese | 1,000.00 | 0.00 | 0.00 | 0.00 | 0.00 | 0.00 | 0.00 | 0.00 | 0.00 | 0.00 |
| Emerald Riesling | 0.00 | 0.00 | 0.00 | 0.00 | 0.00 | 0.00 | 0.00 | 0.00 | 0.00 | 0.00 |
| Flora | 0.00 | 0.00 | 0.00 | 1,945.74 | 0.00 | 0.00 | 0.00 | 0.00 | 0.00 | 0.00 |
| French Colombard | 741.41 | 0.00 | 593.99 | 0.00 | 250.00 | 0.00 | 250.00 | 0.00 | 250.00 | 0.00 |
| Gewurztraminer | 1,030.60 | 800.00 | 1,369.20 | 1,275.00 | 0.00 | 995.23 | 822.49 | 985.35 | 861.13 | 901.89 |
| Gray Riesling * | 0.00 | 0.00 | 1,179.54 | 0.00 | 0.00 | 0.00 | 0.00 | 0.00 | 0.00 | 0.00 |
| Grenache Blanc | 0.00 | 0.00 | 0.00 | 0.00 | 0.00 | 0.00 | 1,070.44 | 2,080.50 | 1,763.66 | 1,500.00 |
| Malvasia Bianca * | 0.00 | 0.00 | 1,630.64 | 0.00 | 600.00 | 400.00 | 613.18 | 1,300.00 | 0.00 | 825.86 |
| Marsanne | 1,057.90 | 0.00 | 1,913.09 | 1,600.00 | 0.00 | 998.00 | 894.96 | 2,000.00 | 1,763.66 | 1,428.80 |
| Melon | 0.00 | 0.00 | 1,969.71 | 0.00 | 0.00 | 0.00 | 0.00 | 0.00 | 0.00 | 0.00 |
| Moscato Gaillo * | 1,200.00 | 0.00 | 0.00 | 0.00 | 0.00 | 0.00 | 0.00 | 1,000.00 | 0.00 | 0.00 |
| Muscat Blanc * | 1,352.76 | 1,114.17 | 2,165.08 | 1,480.47 | 1,150.00 | 1,300.00 | 811.43 | 1,019.61 | 850.00 | 1,111.47 |
| Muscat Orange | 1,124.91 | 0.00 | 0.00 | 0.00 | 0.00 | 936.26 | 0.00 | 1,151.90 | 0.00 | 980.21 |
| Muscat of Alexandria | 0.00 | 0.00 | 0.00 | 0.00 | 0.00 | 0.00 | 0.00 | 0.00 | 0.00 | 0.00 |
| Palomino * | 0.00 | 0.00 | 0.00 | 0.00 | 0.00 | 0.00 | 0.00 | 0.00 | 0.00 | 0.00 |
| Pinot Blanc | 1,029.45 | 1,000.00 | 1,675.19 | 1,485.60 | 0.00 | 1,309.76 | 801.63 | 1,500.07 | 0.00 | 0.00 |
| Pinot Gris * | 1,170.53 | 0.00 | 1,607.73 | 2,088.03 | 660.93 | 1,236.17 | 1,147.17 | 1,382.17 | 396.27 | 1,205.96 |
| Roussanne | 1,009.00 | 1,500.00 | 1,973.88 | 4,250.00 | 0.00 | 1,312.87 | 1,691.35 | 1,918.75 | 1,763.66 | 1,256.04 |
| Sauvignon Blanc | 926.71 | 844.41 | 1,435.22 | 1,696.94 | 400.69 | 546.27 | 893.11 | 828.05 | 449.53 | 605.75 |
| Sauvignon Musque | 0.00 | 0.00 | 1,600.22 | 1,628.97 | 0.00 | 400.00 | 1,230.87 | 0.00 | 0.00 | 0.00 |
| Sauvignon Vert * | 0.00 | 0.00 | 0.00 | 1,800.00 | 0.00 | 0.00 | 0.00 | 0.00 | 0.00 | 0.00 |
| Semillon | 1,218.04 | 764.49 | 1,953.64 | 1,889.41 | 600.00 | 1,075.69 | 936.17 | 493.50 | 0.00 | 850.00 |
| St. Emilion * | 0.00 | 0.00 | 0.00 | 0.00 | 0.00 | 0.00 | 0.00 | 0.00 | 0.00 | 1,000.00 |
| Symphony | 0.00 | 0.00 | 0.00 | 0.00 | 400.00 | 0.00 | 0.00 | 0.00 | 299.93 | 0.00 |
| Tocai Friulano | 975.41 | 0.00 | 1,683.90 | 0.00 | 0.00 | 0.00 | 1,222.72 | 1,071.98 | 0.00 | 0.00 |
| Triplet Blanc | 0.00 | 0.00 | 0.00 | 0.00 | 0.00 | 0.00 | 0.00 | 0.00 | 0.00 | 0.00 |
| Verdelho | 0.00 | 0.00 | 0.00 | 0.00 | 0.00 | 800.00 | 0.00 | 800.00 | 0.00 | 600.00 |
| Vernaccia | 0.00 | 0.00 | 1,810.93 | 0.00 | 0.00 | 0.00 | 0.00 | 0.00 | 0.00 | 0.00 |
| Vioignier | 1,089.88 | 1,274.74 | 2,099.50 | 1,903.33 | 685.11 | 1,093.59 | 1,329.02 | 1,563.73 | 1,396.00 | 1,373.21 |
| White Riesling * | 1,482.09 | 1,046.60 | 2,045.04 | 1,300.00 | 1,030.89 | 800.00 | 1,034.50 | 936.96 | 1,500.00 | 950.00 |
| Other White 1/ | 2,500.00 | 0.00 | 792.00 | 2,200.00 | 1,500.00 | 826.72 | 1,250.00 | 1,654.44 | 0.00 | 0.00 |
| Total White | 1,035.84 | 861.94 | 1,569.94 | 1,967.07 | 659.12 | 982.94 | 897.91 | 1,042.42 | 405.31 | 871.31 |

**TABLE 10: WEIGHTED AVERAGE GROWER RETURNS PER TON DELIVERED BASIS NON-RELATED PURCHASE
FOR WINE, CONCENTRATE, JUICE, VINEGAR, AND BEVERAGE BRANDY BY CALIFORNIA PROCESSORS
FROM THE 2005 CROP BY TYPE, VARIETY, AND REPORTING DISTRICT WHERE GROWN, WITH COMPARISONS**

| Type and Variety | 11 | 12 | 13 | 14 | 15 | 16 | 17 | 2005 State Total | 2004 State Total |
|-----------------------------|----------|--------|----------|--------|----------|----------|----------|------------------|------------------|
| | Dollars | | | | | | | | |
| RAISIN GRAPES: | | | | | | | | | |
| Diamond Muscat | 0.00 | 0.00 | 200.00 | 0.00 | 0.00 | 0.00 | 0.00 | 200.00 | 0.00 |
| Dovine | 0.00 | 0.00 | 180.79 | 175.00 | 0.00 | 0.00 | 0.00 | 178.15 | 200.00 |
| Fiesta | 0.00 | 0.00 | 174.26 | 187.19 | 0.00 | 0.00 | 0.00 | 178.87 | 199.74 |
| Selma Pete | 0.00 | 0.00 | 200.00 | 0.00 | 0.00 | 0.00 | 0.00 | 200.00 | 0.00 |
| Sultana | 0.00 | 0.00 | 180.00 | 0.00 | 0.00 | 0.00 | 0.00 | 180.00 | 0.00 |
| Thompson Seedless | 0.00 | 189.83 | 162.78 | 169.52 | 0.00 | 0.00 | 0.00 | 163.70 | 199.97 |
| Other Raisin 1/ | 0.00 | 0.00 | 0.00 | 184.00 | 0.00 | 0.00 | 0.00 | 184.00 | 0.00 |
| Total Raisin | 0.00 | 189.83 | 163.21 | 171.53 | 0.00 | 0.00 | 0.00 | 164.42 | 199.96 |
| TABLE GRAPES: | | | | | | | | | |
| Autumn Royal | 0.00 | 0.00 | 0.00 | 135.20 | 0.00 | 0.00 | 0.00 | 135.20 | 200.00 |
| Black Emerald | 0.00 | 0.00 | 0.00 | 185.00 | 0.00 | 0.00 | 0.00 | 185.00 | 0.00 |
| Black Monukka | 0.00 | 0.00 | 200.45 | 0.00 | 0.00 | 0.00 | 0.00 | 200.45 | 200.00 |
| Calmeria | 0.00 | 0.00 | 0.00 | 116.35 | 0.00 | 0.00 | 0.00 | 116.35 | 200.00 |
| Christmas Rose | 0.00 | 0.00 | 0.00 | 0.00 | 0.00 | 0.00 | 0.00 | 0.00 | 200.00 |
| Crimson Seedless * | 0.00 | 0.00 | 0.00 | 138.45 | 0.00 | 0.00 | 0.00 | 138.45 | 200.00 |
| Emerald Seedless * | 0.00 | 0.00 | 0.00 | 141.05 | 0.00 | 0.00 | 0.00 | 141.05 | 200.00 |
| Emperor | 0.00 | 0.00 | 0.00 | 0.00 | 0.00 | 0.00 | 0.00 | 0.00 | 200.00 |
| Exotic | 0.00 | 0.00 | 0.00 | 159.20 | 0.00 | 0.00 | 0.00 | 159.20 | 0.00 |
| Fantasy Seedless | 0.00 | 0.00 | 0.00 | 0.00 | 0.00 | 0.00 | 0.00 | 0.00 | 200.00 |
| Flame Seedless * | 0.00 | 0.00 | 187.94 | 171.01 | 0.00 | 0.00 | 0.00 | 172.66 | 200.00 |
| Flame Tokay | 150.00 | 0.00 | 200.00 | 0.00 | 0.00 | 0.00 | 0.00 | 153.15 | 194.04 |
| Italia * | 0.00 | 0.00 | 0.00 | 0.00 | 0.00 | 0.00 | 0.00 | 0.00 | 200.00 |
| Malaga * | 0.00 | 0.00 | 160.60 | 0.00 | 0.00 | 0.00 | 0.00 | 160.60 | 200.00 |
| Marroo Seedless | 0.00 | 0.00 | 175.23 | 0.00 | 0.00 | 0.00 | 0.00 | 175.23 | 0.00 |
| Perlette | 0.00 | 0.00 | 0.00 | 159.20 | 0.00 | 0.00 | 0.00 | 159.20 | 0.00 |
| Princess * | 0.00 | 0.00 | 0.00 | 182.40 | 0.00 | 0.00 | 0.00 | 182.40 | 200.00 |
| Red Globe * | 0.00 | 0.00 | 0.00 | 131.30 | 0.00 | 0.00 | 0.00 | 131.30 | 200.00 |
| Ribier | 0.00 | 0.00 | 0.00 | 0.00 | 0.00 | 0.00 | 0.00 | 0.00 | 200.00 |
| Rouge | 0.00 | 0.00 | 0.00 | 0.00 | 0.00 | 0.00 | 0.00 | 0.00 | 300.00 |
| Ruby Seedless * | 0.00 | 100.00 | 163.10 | 157.05 | 0.00 | 0.00 | 0.00 | 157.07 | 200.00 |
| Packinghouse Culls | 0.00 | 0.00 | 0.00 | 0.00 | 0.00 | 0.00 | 0.00 | 0.00 | 250.00 |
| Other Table 1/ | 0.00 | 0.00 | 73.57 | 81.87 | 0.00 | 0.00 | 0.00 | 75.09 | 197.13 |
| Total Table | 150.00 | 100.00 | 94.62 | 143.77 | 0.00 | 0.00 | 0.00 | 117.95 | 198.39 |
| WINE GRAPES (WHITE): | | | | | | | | | |
| Arneis | 0.00 | 0.00 | 0.00 | 0.00 | 0.00 | 0.00 | 0.00 | 1,977.93 | 2,306.26 |
| Burger * | 171.94 | 167.86 | 175.00 | 182.92 | 0.00 | 0.00 | 0.00 | 174.61 | 177.60 |
| Chardonnay * | 437.33 | 357.59 | 310.91 | 291.00 | 1,000.00 | 914.15 | 523.32 | 743.07 | 733.22 |
| Chasselas Dore | 0.00 | 0.00 | 0.00 | 0.00 | 0.00 | 0.00 | 0.00 | 1,300.00 | 0.00 |
| Chenin Blanc | 259.19 | 251.34 | 223.72 | 216.78 | 0.00 | 600.00 | 388.81 | 247.91 | 232.73 |
| Cortese | 0.00 | 0.00 | 0.00 | 0.00 | 0.00 | 0.00 | 0.00 | 1,000.00 | 1,000.00 |
| Emerald Riesling | 0.00 | 0.00 | 300.00 | 332.71 | 0.00 | 0.00 | 0.00 | 331.04 | 309.71 |
| Flora | 0.00 | 0.00 | 0.00 | 0.00 | 0.00 | 0.00 | 0.00 | 1,945.74 | 1,950.00 |
| French Colombard | 259.01 | 239.57 | 217.18 | 216.95 | 0.00 | 0.00 | 0.00 | 220.29 | 201.45 |
| Gewurztraminer | 542.70 | 0.00 | 0.00 | 0.00 | 0.00 | 850.00 | 700.00 | 895.52 | 929.45 |
| Gray Riesling * | 0.00 | 0.00 | 0.00 | 0.00 | 0.00 | 0.00 | 0.00 | 1,179.54 | 1,077.19 |
| Grenache Blanc | 0.00 | 0.00 | 0.00 | 0.00 | 0.00 | 0.00 | 1,000.00 | 1,238.21 | 1,611.58 |
| Malvasia Bianca * | 293.21 | 303.59 | 501.12 | 425.00 | 0.00 | 0.00 | 0.00 | 342.71 | 330.77 |
| Marsanne | 789.19 | 0.00 | 0.00 | 0.00 | 0.00 | 0.00 | 0.00 | 1,147.16 | 1,122.03 |
| Melon | 0.00 | 0.00 | 0.00 | 0.00 | 0.00 | 0.00 | 0.00 | 1,969.71 | 2,170.30 |
| Moscato Gaillo * | 0.00 | 0.00 | 0.00 | 0.00 | 0.00 | 0.00 | 0.00 | 1,170.59 | 1,200.00 |
| Muscat Blanc * | 438.08 | 510.53 | 448.34 | 0.00 | 1,062.30 | 1,039.02 | 573.32 | 627.39 | 612.99 |
| Muscat Orange | 525.25 | 500.00 | 484.53 | 0.00 | 0.00 | 0.00 | 0.00 | 572.82 | 584.40 |
| Muscat of Alexandria | 0.00 | 0.00 | 251.59 | 306.38 | 0.00 | 0.00 | 0.00 | 274.83 | 319.48 |
| Palomino * | 300.00 | 0.00 | 214.14 | 0.00 | 300.00 | 0.00 | 0.00 | 217.42 | 201.48 |
| Pinot Blanc | 0.00 | 0.00 | 0.00 | 0.00 | 0.00 | 0.00 | 0.00 | 1,368.63 | 1,334.92 |
| Pinot Gris * | 537.54 | 493.25 | 1,136.84 | 0.00 | 0.00 | 1,190.91 | 607.54 | 719.20 | 756.59 |
| Roussanne | 840.95 | 0.00 | 0.00 | 0.00 | 0.00 | 1,013.00 | 0.00 | 1,649.04 | 1,794.18 |
| Sauvignon Blanc | 463.81 | 314.71 | 336.19 | 245.59 | 934.78 | 1,077.92 | 492.13 | 715.88 | 691.52 |
| Sauvignon Musque | 0.00 | 0.00 | 0.00 | 0.00 | 0.00 | 750.00 | 0.00 | 1,273.37 | 1,238.18 |
| Sauvignon Vert * | 0.00 | 0.00 | 0.00 | 0.00 | 0.00 | 0.00 | 0.00 | 1,800.00 | 1,814.46 |
| Semillon | 431.31 | 457.82 | 294.10 | 0.00 | 1,000.00 | 938.86 | 418.79 | 554.20 | 542.11 |
| St. Emilion * | 400.00 | 0.00 | 0.00 | 0.00 | 0.00 | 0.00 | 0.00 | 713.04 | 571.43 |
| Symphony | 391.01 | 400.00 | 321.85 | 324.36 | 300.00 | 0.00 | 365.87 | 338.38 | 338.90 |
| Tocai Friulano | 200.00 | 0.00 | 0.00 | 0.00 | 0.00 | 0.00 | 0.00 | 595.71 | 713.93 |
| Triplet Blanc | 0.00 | 0.00 | 200.00 | 200.00 | 0.00 | 0.00 | 0.00 | 200.00 | 0.00 |
| Verdelho | 1,079.62 | 0.00 | 0.00 | 0.00 | 0.00 | 0.00 | 800.00 | 995.48 | 1,000.33 |
| Vernaccia | 0.00 | 0.00 | 0.00 | 0.00 | 0.00 | 0.00 | 0.00 | 1,810.93 | 1,806.87 |
| Viognier | 584.56 | 504.14 | 588.74 | 0.00 | 0.00 | 1,142.26 | 656.91 | 798.61 | 720.07 |
| White Riesling * | 400.00 | 0.00 | 0.00 | 0.00 | 0.00 | 939.13 | 589.08 | 1,027.51 | 935.63 |
| Other White 1/ | 866.67 | 175.00 | 169.36 | 170.82 | 0.00 | 0.00 | 0.00 | 223.92 | 276.32 |
| Total White | 428.57 | 303.05 | 232.97 | 245.11 | 819.72 | 973.85 | 517.16 | 501.84 | 483.70 |

**TABLE 10: WEIGHTED AVERAGE GROWER RETURNS PER TON DELIVERED BASIS NON-RELATED PURCHASE
FOR WINE, CONCENTRATE, JUICE, VINEGAR, AND BEVERAGE BRANDY BY CALIFORNIA PROCESSORS
FROM THE 2005 CROP BY TYPE, VARIETY, AND REPORTING DISTRICT WHERE GROWN, WITH COMPARISONS**

| Type and Variety | 1 | 2 | 3 | 4 | 5 | 6 | 7 | 8 | 9 | 10 |
|----------------------------|-----------------|-----------------|-----------------|-----------------|---------------|-----------------|-----------------|---------------|---------------|-----------------|
| | Dollars | | | | | | | | | |
| WINE GRAPES (RED): | | | | | | | | | | |
| Aglianico | 0.00 | 0.00 | 0.00 | 3,000.00 | 0.00 | 0.00 | 0.00 | 1,600.00 | 850.00 | 1,176.17 |
| Aleatico | 0.00 | 0.00 | 1,973.45 | 0.00 | 0.00 | 0.00 | 0.00 | 0.00 | 0.00 | 0.00 |
| Alicante Bouschet * | 0.00 | 0.00 | 3,287.62 | 0.00 | 0.00 | 448.53 | 0.00 | 2,200.00 | 0.00 | 1,241.60 |
| Alvarelhao | 0.00 | 0.00 | 0.00 | 0.00 | 0.00 | 0.00 | 0.00 | 1,450.00 | 0.00 | 1,325.71 |
| Barbera | 1,400.68 | 1,542.18 | 2,560.05 | 1,970.05 | 1,769.20 | 509.39 | 768.25 | 1,164.10 | 875.00 | 1,169.55 |
| Cabernet Franc | 1,387.68 | 1,924.31 | 2,506.83 | 4,152.87 | 956.18 | 1,423.70 | 927.80 | 940.89 | 500.00 | 1,144.27 |
| Cabernet Sauvignon | 1,277.57 | 1,523.76 | 2,305.27 | 3,797.63 | 728.89 | 1,082.07 | 1,006.48 | 815.41 | 202.37 | 1,279.60 |
| Carignane | 732.90 | 0.00 | 1,888.61 | 1,812.53 | 0.00 | 812.71 | 1,003.70 | 1,132.81 | 0.00 | 1,116.92 |
| Carmenere | 0.00 | 1,000.00 | 0.00 | 0.00 | 0.00 | 0.00 | 0.00 | 0.00 | 0.00 | 0.00 |
| Carmine | 0.00 | 0.00 | 0.00 | 0.00 | 0.00 | 0.00 | 0.00 | 0.00 | 600.00 | 0.00 |
| Carmelian | 0.00 | 0.00 | 0.00 | 0.00 | 0.00 | 0.00 | 0.00 | 0.00 | 0.00 | 0.00 |
| Centurian | 0.00 | 0.00 | 0.00 | 0.00 | 0.00 | 0.00 | 0.00 | 0.00 | 0.00 | 0.00 |
| Charbono | 1,134.02 | 0.00 | 0.00 | 2,323.29 | 0.00 | 0.00 | 1,115.48 | 0.00 | 0.00 | 1,206.07 |
| Cinsaut * | 0.00 | 0.00 | 1,862.65 | 0.00 | 0.00 | 476.74 | 0.00 | 1,591.18 | 1,763.66 | 802.31 |
| Counoise | 2,700.00 | 0.00 | 1,800.00 | 0.00 | 0.00 | 1,300.00 | 0.00 | 1,473.99 | 2,084.21 | 1,509.09 |
| De Chaunac | 0.00 | 0.00 | 0.00 | 0.00 | 0.00 | 0.00 | 0.00 | 0.00 | 0.00 | 0.00 |
| Dolcetto | 1,463.55 | 0.00 | 2,223.79 | 1,237.61 | 0.00 | 2,343.44 | 0.00 | 1,112.70 | 0.00 | 1,371.43 |
| Early Burgundy | 0.00 | 0.00 | 0.00 | 0.00 | 0.00 | 0.00 | 0.00 | 0.00 | 0.00 | 0.00 |
| Freisa | 0.00 | 0.00 | 3,959.15 | 0.00 | 0.00 | 0.00 | 0.00 | 0.00 | 0.00 | 0.00 |
| Gamay (Napa) * | 667.57 | 0.00 | 836.76 | 1,001.25 | 571.19 | 0.00 | 463.39 | 840.84 | 1,000.00 | 1,500.00 |
| Gamay Beaujolais | 0.00 | 0.00 | 0.00 | 0.00 | 0.00 | 0.00 | 0.00 | 0.00 | 0.00 | 0.00 |
| Graciano | 0.00 | 0.00 | 0.00 | 0.00 | 0.00 | 0.00 | 0.00 | 0.00 | 0.00 | 0.00 |
| Grand Noir | 0.00 | 0.00 | 0.00 | 0.00 | 0.00 | 1,300.00 | 0.00 | 0.00 | 0.00 | 0.00 |
| Grenache * | 1,853.57 | 1,667.96 | 2,455.08 | 2,651.87 | 0.00 | 707.00 | 1,289.19 | 1,277.84 | 245.58 | 1,268.19 |
| Grignolino | 0.00 | 0.00 | 0.00 | 0.00 | 0.00 | 0.00 | 0.00 | 1,000.00 | 0.00 | 0.00 |
| Lagrein | 0.00 | 0.00 | 0.00 | 0.00 | 0.00 | 0.00 | 0.00 | 1,549.36 | 0.00 | 0.00 |
| Malbec | 1,213.95 | 1,626.80 | 2,496.31 | 3,873.10 | 1,200.00 | 1,600.00 | 913.43 | 1,220.11 | 0.00 | 1,312.36 |
| Marechal Foch * | 0.00 | 0.00 | 2,000.00 | 0.00 | 0.00 | 0.00 | 0.00 | 0.00 | 0.00 | 0.00 |
| Mataro * | 2,700.00 | 1,394.60 | 2,451.18 | 3,119.88 | 0.00 | 1,393.10 | 1,662.70 | 1,625.91 | 1,515.92 | 1,168.70 |
| Merlot | 1,205.44 | 1,117.18 | 1,591.72 | 2,628.87 | 860.59 | 974.99 | 1,040.33 | 962.69 | 256.46 | 977.88 |
| Meunier * | 1,400.00 | 0.00 | 1,991.00 | 1,564.00 | 0.00 | 0.00 | 0.00 | 0.00 | 0.00 | 0.00 |
| Mission | 0.00 | 0.00 | 0.00 | 0.00 | 0.00 | 0.00 | 0.00 | 140.91 | 0.00 | 1,088.04 |
| Montepulciano | 1,500.00 | 0.00 | 0.00 | 2,066.30 | 0.00 | 0.00 | 0.00 | 0.00 | 652.42 | 0.00 |
| Muscat Hamburg * | 0.00 | 0.00 | 0.00 | 0.00 | 0.00 | 700.00 | 0.00 | 0.00 | 0.00 | 960.81 |
| Nebbiolo | 1,500.00 | 1,841.20 | 7,040.68 | 2,178.00 | 0.00 | 2,650.00 | 0.00 | 1,697.17 | 1,500.00 | 942.48 |
| Negrette * | 0.00 | 0.00 | 0.00 | 0.00 | 0.00 | 0.00 | 1,235.01 | 1,900.00 | 0.00 | 0.00 |
| Negroamaro | 1,455.56 | 0.00 | 0.00 | 0.00 | 0.00 | 0.00 | 0.00 | 0.00 | 0.00 | 0.00 |
| Nero D'Avola * | 0.00 | 0.00 | 0.00 | 0.00 | 0.00 | 0.00 | 0.00 | 0.00 | 0.00 | 0.00 |
| Perelli 101 | 0.00 | 0.00 | 0.00 | 0.00 | 0.00 | 0.00 | 0.00 | 1,200.00 | 0.00 | 0.00 |
| Petit Verdot | 1,523.09 | 1,359.61 | 2,608.88 | 5,001.12 | 2,000.00 | 1,253.89 | 1,057.25 | 1,260.34 | 325.87 | 1,330.63 |
| Petite Sirah | 1,452.85 | 1,368.21 | 2,293.95 | 3,151.68 | 973.18 | 1,232.19 | 1,150.38 | 1,033.64 | 628.30 | 1,423.65 |
| Pfeffer Cabernet | 0.00 | 0.00 | 0.00 | 0.00 | 0.00 | 0.00 | 690.32 | 0.00 | 0.00 | 0.00 |
| Pinot Noir | 1,859.84 | 2,029.78 | 2,128.99 | 2,195.06 | 890.93 | 2,104.49 | 1,367.37 | 2,334.53 | 1,112.30 | 1,134.69 |
| Pinotage | 1,667.55 | 0.00 | 0.00 | 0.00 | 0.00 | 0.00 | 0.00 | 0.00 | 0.00 | 1,134.06 |
| Primitivo | 927.02 | 1,946.09 | 2,759.11 | 1,455.18 | 0.00 | 1,200.00 | 1,500.00 | 1,302.78 | 0.00 | 917.43 |
| Refosco * | 0.00 | 0.00 | 0.00 | 2,400.00 | 0.00 | 1,843.55 | 0.00 | 1,072.15 | 850.00 | 0.00 |
| Royalty | 0.00 | 0.00 | 0.00 | 0.00 | 0.00 | 0.00 | 0.00 | 0.00 | 0.00 | 0.00 |
| Rubired * | 0.00 | 0.00 | 0.00 | 0.00 | 0.00 | 0.00 | 0.00 | 0.00 | 0.00 | 0.00 |
| Ruby Cabernet | 0.00 | 0.00 | 0.00 | 0.00 | 0.00 | 1,600.00 | 0.00 | 0.00 | 0.00 | 0.00 |
| Sagrantino | 0.00 | 0.00 | 0.00 | 0.00 | 0.00 | 0.00 | 0.00 | 0.00 | 0.00 | 0.00 |
| Salvador | 0.00 | 0.00 | 0.00 | 0.00 | 0.00 | 0.00 | 0.00 | 0.00 | 0.00 | 0.00 |
| Sangiovese * | 1,431.63 | 0.00 | 1,797.84 | 2,001.03 | 0.00 | 873.60 | 987.03 | 1,210.70 | 0.00 | 1,222.47 |
| Souzao | 0.00 | 853.85 | 0.00 | 0.00 | 0.00 | 900.00 | 1,492.39 | 1,481.25 | 0.00 | 934.78 |
| Syrah * | 1,237.42 | 1,182.28 | 2,145.47 | 2,689.63 | 662.13 | 802.23 | 971.37 | 1,017.48 | 602.79 | 1,158.15 |
| Tannat | 0.00 | 0.00 | 1,600.67 | 0.00 | 0.00 | 0.00 | 0.00 | 1,917.95 | 0.00 | 0.00 |
| Tempranillo * | 0.00 | 1,682.53 | 8,118.96 | 2,910.31 | 0.00 | 1,000.00 | 1,000.00 | 943.47 | 996.93 | 1,406.11 |
| Teroldego | 0.00 | 0.00 | 2,292.38 | 0.00 | 0.00 | 1,407.90 | 1,187.50 | 0.00 | 0.00 | 0.00 |
| Tinta Cao | 0.00 | 850.00 | 5,023.00 | 0.00 | 0.00 | 0.00 | 0.00 | 1,482.14 | 0.00 | 1,140.39 |
| Tinta Madeira | 0.00 | 800.00 | 0.00 | 0.00 | 0.00 | 0.00 | 0.00 | 0.00 | 0.00 | 0.00 |
| Touriga Francesca | 0.00 | 0.00 | 0.00 | 0.00 | 0.00 | 0.00 | 0.00 | 0.00 | 0.00 | 600.00 |
| Touriga Nacional * | 0.00 | 846.43 | 0.00 | 0.00 | 0.00 | 1,814.29 | 0.00 | 1,211.83 | 0.00 | 1,141.83 |
| Trousseau * | 0.00 | 900.00 | 0.00 | 0.00 | 0.00 | 0.00 | 1,235.01 | 0.00 | 0.00 | 2,100.00 |
| Zinfandel | 1,113.76 | 997.60 | 2,306.54 | 1,904.99 | 678.29 | 1,207.29 | 711.51 | 690.77 | 283.87 | 948.97 |
| Other Red 1/ | 1,135.43 | 0.00 | 2,715.27 | 3,000.00 | 0.00 | 1,255.56 | 1,334.23 | 108.39 | 0.00 | 1,492.06 |
| Total Red | 1,259.47 | 1,404.49 | 2,085.72 | 3,214.55 | 811.49 | 1,107.71 | 1,085.59 | 957.57 | 270.60 | 1,053.84 |
| TOTAL WINE | 1,156.13 | 1,237.67 | 1,864.64 | 2,881.61 | 724.02 | 1,058.37 | 987.15 | 978.09 | 332.59 | 1,036.00 |
| TOTAL ALL VARIETIES | 1,156.13 | 1,237.67 | 1,864.64 | 2,881.61 | 724.02 | 1,058.37 | 987.15 | 978.09 | 332.59 | 1,036.00 |

**TABLE 10: WEIGHTED AVERAGE GROWER RETURNS PER TON DELIVERED BASIS NON-RELATED PURCHASE
FOR WINE, CONCENTRATE, JUICE, VINEGAR, AND BEVERAGE BRANDY BY CALIFORNIA PROCESSORS
FROM THE 2005 CROP BY TYPE, VARIETY, AND REPORTING DISTRICT WHERE GROWN, WITH COMPARISONS**

| Type and Variety | 11 | 12 | 13 | 14 | 15 | 16 | 17 | 2005 State Total | 2004 State Total |
|----------------------------|---------------|---------------|---------------|---------------|---------------|---------------|---------------|------------------|------------------|
| | Dollars | | | | | | | | |
| WINE GRAPES (RED): | | | | | | | | | |
| Aglianico | 0.00 | 1,048.88 | 0.00 | 0.00 | 0.00 | 0.00 | 0.00 | 1,091.44 | 1,178.96 |
| Aleatico | 0.00 | 0.00 | 0.00 | 0.00 | 0.00 | 0.00 | 0.00 | 1,973.45 | 2,006.49 |
| Alicante Bouschet * | 408.18 | 0.00 | 254.45 | 351.51 | 500.00 | 1,600.00 | 1,000.00 | 339.63 | 383.71 |
| Alvarelhao | 890.11 | 0.00 | 0.00 | 0.00 | 0.00 | 0.00 | 0.00 | 1,017.00 | 833.96 |
| Barbera | 464.85 | 446.77 | 230.70 | 202.54 | 0.00 | 1,200.00 | 0.00 | 253.16 | 254.49 |
| Cabernet Franc | 297.14 | 300.00 | 117.68 | 0.00 | 800.00 | 976.72 | 1,600.00 | 1,489.93 | 1,682.93 |
| Cabernet Sauvignon | 365.65 | 283.38 | 275.40 | 244.84 | 500.00 | 894.77 | 419.22 | 900.35 | 965.60 |
| Carignane | 415.30 | 203.39 | 231.92 | 219.69 | 0.00 | 723.78 | 0.00 | 328.24 | 286.01 |
| Carmenere | 0.00 | 0.00 | 0.00 | 0.00 | 0.00 | 1,296.25 | 0.00 | 1,051.52 | 1,043.90 |
| Carmine | 0.00 | 0.00 | 0.00 | 0.00 | 0.00 | 0.00 | 0.00 | 600.00 | 600.00 |
| Cameliano | 0.00 | 0.00 | 218.39 | 250.00 | 0.00 | 0.00 | 0.00 | 228.77 | 212.03 |
| Centurian | 0.00 | 0.00 | 213.07 | 0.00 | 0.00 | 0.00 | 0.00 | 213.07 | 246.40 |
| Charbono | 650.00 | 0.00 | 1,200.00 | 0.00 | 0.00 | 0.00 | 0.00 | 1,738.28 | 1,466.67 |
| Cinsaut * | 648.44 | 0.00 | 100.00 | 0.00 | 0.00 | 1,100.00 | 0.00 | 418.20 | 511.54 |
| Counoise | 0.00 | 1,596.13 | 0.00 | 0.00 | 0.00 | 0.00 | 0.00 | 1,389.52 | 1,420.16 |
| De Chaunac | 0.00 | 0.00 | 0.00 | 0.00 | 0.00 | 0.00 | 0.00 | 0.00 | 2,000.00 |
| Dolcetto | 1,100.00 | 0.00 | 1,250.00 | 0.00 | 0.00 | 0.00 | 0.00 | 1,594.85 | 2,150.10 |
| Early Burgundy | 600.00 | 0.00 | 0.00 | 0.00 | 0.00 | 0.00 | 0.00 | 600.00 | 482.35 |
| Freisa | 0.00 | 1,809.71 | 0.00 | 0.00 | 0.00 | 0.00 | 0.00 | 3,634.02 | 3,249.60 |
| Gamay (Napa) * | 600.00 | 0.00 | 301.72 | 0.00 | 0.00 | 0.00 | 347.92 | 478.91 | 453.06 |
| Gamay Beaujolais | 0.00 | 0.00 | 0.00 | 0.00 | 0.00 | 0.00 | 0.00 | 0.00 | 292.15 |
| Graciano | 800.00 | 0.00 | 0.00 | 0.00 | 0.00 | 0.00 | 0.00 | 800.00 | 0.00 |
| Grand Noir | 0.00 | 0.00 | 0.00 | 0.00 | 0.00 | 0.00 | 0.00 | 1,300.00 | 1,500.00 |
| Grenache * | 503.38 | 271.09 | 218.94 | 225.00 | 776.20 | 995.62 | 831.77 | 245.84 | 230.17 |
| Grignolino | 0.00 | 0.00 | 0.00 | 0.00 | 0.00 | 0.00 | 0.00 | 1,000.00 | 0.00 |
| Lagrein | 0.00 | 0.00 | 225.00 | 0.00 | 0.00 | 0.00 | 0.00 | 831.05 | 752.83 |
| Malbec | 470.61 | 600.00 | 0.00 | 0.00 | 1,000.00 | 1,031.46 | 0.00 | 886.29 | 918.37 |
| Marechal Foch * | 0.00 | 0.00 | 0.00 | 0.00 | 0.00 | 0.00 | 0.00 | 2,000.00 | 2,000.00 |
| Mataro * | 595.05 | 657.90 | 0.00 | 0.00 | 800.00 | 1,200.00 | 0.00 | 1,333.21 | 1,359.89 |
| Merlot | 482.63 | 319.52 | 300.99 | 268.01 | 1,031.58 | 1,018.92 | 565.83 | 765.50 | 840.63 |
| Meunier * | 0.00 | 0.00 | 0.00 | 0.00 | 0.00 | 0.00 | 0.00 | 1,930.13 | 1,868.57 |
| Mission | 0.00 | 225.00 | 178.08 | 175.00 | 0.00 | 300.00 | 0.00 | 179.35 | 177.98 |
| Montepulciano | 0.00 | 1,040.37 | 0.00 | 0.00 | 0.00 | 0.00 | 0.00 | 1,109.74 | 1,521.85 |
| Muscat Hamburg * | 710.45 | 700.00 | 1,200.00 | 600.00 | 0.00 | 0.00 | 0.00 | 718.62 | 713.25 |
| Nebbiolo | 0.00 | 0.00 | 1,150.00 | 0.00 | 0.00 | 1,500.00 | 0.00 | 2,051.16 | 2,963.08 |
| Negrette * | 0.00 | 0.00 | 0.00 | 0.00 | 0.00 | 0.00 | 0.00 | 1,522.46 | 1,291.28 |
| Negroamaro | 0.00 | 0.00 | 0.00 | 0.00 | 0.00 | 0.00 | 0.00 | 1,455.56 | 1,410.81 |
| Nero D'Avola * | 0.00 | 950.00 | 0.00 | 0.00 | 0.00 | 0.00 | 0.00 | 950.00 | 1,500.00 |
| Perelli 101 | 0.00 | 0.00 | 0.00 | 0.00 | 0.00 | 0.00 | 0.00 | 1,200.00 | 2,000.00 |
| Petit Verdot | 488.80 | 737.04 | 0.00 | 0.00 | 0.00 | 1,062.16 | 1,600.00 | 1,296.90 | 1,546.44 |
| Petite Sirah | 571.51 | 617.85 | 262.82 | 250.00 | 1,200.00 | 1,090.67 | 1,002.05 | 953.27 | 995.78 |
| Pfeffer Cabernet | 0.00 | 0.00 | 0.00 | 0.00 | 0.00 | 0.00 | 0.00 | 690.32 | 1,000.00 |
| Pinot Noir | 681.52 | 722.28 | 824.62 | 0.00 | 0.00 | 906.37 | 687.16 | 1,791.44 | 1,660.82 |
| Pinotage | 0.00 | 0.00 | 0.00 | 0.00 | 0.00 | 0.00 | 0.00 | 1,487.10 | 1,330.43 |
| Primitivo | 500.00 | 0.00 | 0.00 | 0.00 | 0.00 | 0.00 | 0.00 | 1,638.52 | 1,732.03 |
| Refosco * | 0.00 | 0.00 | 0.00 | 0.00 | 0.00 | 0.00 | 0.00 | 1,107.38 | 1,014.53 |
| Royalty | 0.00 | 250.00 | 208.69 | 203.99 | 0.00 | 0.00 | 0.00 | 207.44 | 192.77 |
| Rubired * | 350.00 | 226.87 | 221.55 | 219.99 | 0.00 | 0.00 | 0.00 | 221.31 | 210.86 |
| Ruby Cabernet | 350.00 | 297.02 | 257.43 | 249.21 | 0.00 | 0.00 | 0.00 | 258.75 | 249.38 |
| Sagrantino | 0.00 | 1,160.19 | 0.00 | 0.00 | 0.00 | 0.00 | 0.00 | 1,160.19 | 0.00 |
| Salvador | 0.00 | 0.00 | 225.00 | 225.00 | 0.00 | 0.00 | 0.00 | 225.00 | 199.01 |
| Sangiovese * | 346.28 | 300.00 | 140.49 | 100.00 | 800.00 | 1,050.85 | 375.00 | 531.80 | 672.57 |
| Souzao | 915.59 | 1,000.00 | 0.00 | 0.00 | 0.00 | 0.00 | 0.00 | 1,190.08 | 1,143.13 |
| Syrah * | 450.55 | 383.15 | 251.64 | 251.62 | 941.63 | 1,101.55 | 643.09 | 661.04 | 654.65 |
| Tannat | 575.34 | 1,160.29 | 0.00 | 0.00 | 500.00 | 0.00 | 0.00 | 783.76 | 652.51 |
| Tempranillo * | 524.66 | 275.25 | 273.80 | 485.00 | 773.97 | 1,036.47 | 0.00 | 473.15 | 526.62 |
| Teroldego | 0.00 | 0.00 | 0.00 | 0.00 | 0.00 | 0.00 | 0.00 | 1,535.67 | 1,573.64 |
| Tinta Cao | 953.06 | 0.00 | 0.00 | 0.00 | 0.00 | 0.00 | 0.00 | 1,233.94 | 832.98 |
| Tinta Madeira | 0.00 | 0.00 | 0.00 | 0.00 | 0.00 | 0.00 | 0.00 | 800.00 | 338.53 |
| Touriga Francesca | 932.09 | 0.00 | 0.00 | 0.00 | 0.00 | 0.00 | 0.00 | 903.21 | 909.02 |
| Touriga Nacional * | 615.72 | 1,442.07 | 255.21 | 0.00 | 0.00 | 0.00 | 0.00 | 734.80 | 705.69 |
| Trousseau * | 700.00 | 0.00 | 0.00 | 0.00 | 0.00 | 0.00 | 0.00 | 1,090.16 | 822.41 |
| Zinfandel | 418.74 | 342.59 | 316.61 | 341.10 | 1,140.22 | 1,091.30 | 384.48 | 482.14 | 489.30 |
| Other Red 1/ | 460.82 | 1,238.21 | 113.54 | 164.57 | 0.00 | 0.00 | 0.00 | 224.99 | 529.91 |
| Total Red | 423.95 | 326.96 | 252.79 | 241.15 | 988.63 | 973.40 | 570.37 | 628.47 | 628.84 |
| TOTAL WINE | 425.34 | 317.61 | 244.38 | 243.10 | 971.10 | 973.58 | 529.18 | 577.89 | 570.45 |
| TOTAL ALL VARIETIES | 424.80 | 316.47 | 221.95 | 224.44 | 971.10 | 973.58 | 529.18 | 523.14 | 472.71 |

* Synonyms for variety names are shown on Page 5.

1/ Other categories include minor and mixed varieties.

*USDA, NASS, California Field Office
publications are available
free-of-charge on the Internet at:*

www.nass.usda.gov/ca



United States Department of Agriculture
National Agricultural Statistics Service
California Field Office



P.O. Box 1258 • Sacramento, CA 95812 • Phone: (916) 498-5161 • Fax: (916) 498-5186
 E-mail: nass-ca@nass.usda.gov • Web: www.nass.usda.gov/ca

PUBLICATION AND SUBSCRIPTION REQUEST FORM

Complete the “publication request” if you would like to purchase one or more publications on a one-time basis only. We will mail you the latest release unless you indicate otherwise. When ordering diskettes, please be sure to check the appropriate file format.

Complete the “subscription request” if you would like to be placed on our regular mailing list for upcoming releases.

For all requests, check the publications you wish to receive, enter the amount in the space provided, and total the cost of all fees. Please be sure to complete the “requested by” information.

Publications on this order form may be accessed free-of-charge at www.nass.usda.gov/ca. Please forward any inquires to our e-mail address at nass-ca@nass.usda.gov.

| PUBLICATION REQUEST | | | | |
|---|--|-------------------------------|-------------------|--------------|
| Check Here | Publication Title and Description | List the Years You Are Buying | Domestic Charge | Enter Amount |
| HARD COPY | | | | |
| | California Agricultural Resource Directory: Annual Bulletin Year-end summary for field crops, fruit and nut crops, vegetable and melon crops, livestock, dairy, and poultry. Also includes cash receipts, floriculture, top counties, and U.S. and state rankings. Crop years available: 1995-2001 and 2004 | | \$ 15.00 per year | |
| | County Agricultural Commissioners' Data Report: Annual Bulletin County acreage, production, and value by commodity. Crop years available: 1980-2004 | | \$ 20.00 per year | |
| | Grape Acreage Report: Annual Bulletin Grape acreage by year planted, variety, and county. Crop years available: 1961, 1964, 1969 and 1972-2005 | | \$ 10.00 per year | |
| | Grape Crush Report (Final): Annual Bulletin Tons purchased and crushed, Brix factors, and price per ton by variety and district. Crop years available: 1976-2005 | | \$ 10.00 per year | |
| | Summary of County Agricultural Commissioners' Reports: Annual Bulletin Gross values by commodity groups. Crop years available: 1981-2004 | | \$ 5.00 per year | |
| DISKETTE | | | | |
| All data files are IBM-PC compatible on 3.5 disks. Operating System: Windows 9x/XP Please indicate file format: <input type="checkbox"/> WordPerfect <input type="checkbox"/> Spreadsheet <input type="checkbox"/> Xbase | | | | |
| | County Agricultural Commissioners' Data Report: Annual Bulletin County acreage, production, and value by commodity. Crop years available: 1986-2004 | | \$ 20.00 per year | |
| | Grape Acreage Report: Annual Bulletin Grape acreage by year planted, variety, and county. Crop years available: 1991-2005 | | \$ 20.00 per year | |
| | Grape Crush Report (Final): Annual Bulletin Tons purchased and crushed, Brix factors, and price per ton by variety and district. Crop years available: 1991-2005 | | \$ 20.00 per year | |
| TOTAL ONE-TIME CHARGE | | | | |

Continued on back of page

USDA, NASS, CALIFORNIA FIELD OFFICE

PUBLICATION AND SUBSCRIPTION REQUEST FORM — Continued

| SUBSCRIPTION REQUEST | | | | |
|--------------------------------|---|--------------------------------------|-----------------------|--------------|
| Check Here | Publication Title and Description | Subscription Rate (First-Class Mail) | | Enter Amount |
| | | Foreign <u>1/</u> | Domestic <u>2/</u> | |
| 907 | Crop Weather Report: Weekly Weather's effect on crops; planting and harvesting information; weekly and accumulated precipitation data, and temperatures by station. | \$ 60.00 | \$ 30.00 | |
| 910 | Field Crop Review: Monthly Grain, cotton, hay, potato and sugar beet acreage, production and value; price and warehouse data. | \$ 30.00 | \$ 15.00 | |
| 920 | Fruit and Nut Review: Monthly except November Berry, grape, citrus, deciduous fruit and nut acreage, production, price and utilization. | \$ 30.00 | \$ 15.00 | |
| 922 | Grape Crush Report (Preliminary and Final): February and March Bulletins Tons purchased and crushed, Brix factors, and price per ton by variety and district. | \$ 40.00 | \$ 20.00 | |
| 923 | Grape Acreage: Annual Bulletin Grape acreage by year planted, variety and county. | \$ 20.00 | \$ 10.00 | |
| 931 | Vegetable Review: January, April, July, September and October Processing and fresh market vegetable and potato acreage, production and value. | \$ 14.00 | \$ 7.00 | |
| 940 | Livestock Review: Monthly Livestock inventories, intentions and values; pasture, slaughter and on-feed data for cattle and sheep. | \$ 30.00 | \$ 15.00 | |
| 960 | Poultry Review: Monthly Chicken and turkey settings, hatchings, eggs produced, inventory, value and cold storage. | \$ 30.00 | \$ 15.00 | |
| TOTAL SUBSCRIPTION FEES | | | | |

1/ Foreign mailing is via air mail. All checks must be drawn on a U.S. bank.

2/ Mexico's rate is the same as domestic rate.

| PAYMENT | |
|--|---|
| Make check or money order payable to: | NASS/CDFA |
| Send this request form with remittance to: | USDA, NASS, California Field Office P.O. Box 1258 Sacramento, CA 95812-1258 |

| REQUESTED BY |
|-----------------------|
| Company or Firm Name: |
| Name: |
| Mailing Address: |
| City, State & Zip: |
| E-mail Address: |