

TABLE OF CONTENTS

GRAPE CRUSH REPORT OVERVIEW	1
EXPLANATION OF TABLES	4
TABLE 1: Grapes for Crushing: State totals by type and variety, weighted average degrees Brix, and weighted average dollars per ton, 2008-09	6
TABLE 2: Tons of grapes crushed by California processors from the 2009 crop by type, variety, and reporting district where grown, with comparisons	8
TABLE 3: Weighted average degrees Brix for all grapes crushed by California processors from the 2009 crop by type, variety, and reporting district where grown, with comparisons	12
TABLE 4: Tons of grapes purchased for wine, concentrate, juice, vinegar, and beverage brandy, by California processors from the 2009 crop by type, variety, and reporting district where grown, with comparisons	14
TABLE 5: Weighted average degrees Brix for all grapes purchased for wine, concentrate, juice, vinegar, and beverage brandy, by California processors from the 2009 crop by type, variety, and reporting district where grown, with comparisons	18
TABLE 6: Weighted average grower returns per ton, delivered basis, purchased for wine, concentrate, juice, vinegar, and beverage brandy, by California processors from the 2009 crop by type, variety, and reporting district where grown, with comparisons	20
TABLE 7: Tons of grapes purchased by California processors as distilling material other than beverage brandy from the 2009 crop by type and variety, with comparisons	24
TABLE 8: Base price paid to growers for grapes crushed, delivered to California processors, from the 2009 crop, with Brix factors and purchased tonnage, by type, variety, reporting district where grown, and weighted average base price	25
Supplement - 2009 Brix Adjustment Factor	126
TABLE 9: Tons of grapes crushed to growers' accounts by California processors from the 2009 crop by type, variety, and reporting district where grown, with comparisons. <i>(Table 9 only appears in the Final Grape Crush Report.)</i>	130
TABLE 10: Weighted average grower returns per ton, delivered basis, non-related purchase for wine, concentrate, juice, vinegar, and beverage brandy, by California processors from the 2009 crop by type, variety, and reporting district where grown, with comparisons	132

COMPILED AND PUBLISHED BY:

California Department of Food and Agriculture

in cooperation with

USDA's National Agricultural Statistics Service, California Field Office

650 Capitol Mall, Suite 6-100

P.O. Box 942871

Sacramento, CA 94271-0001

Phone: (916) 498-5161 --- Fax: (916) 498-5186

E-mail: nass-ca@nass.usda.gov --- Web: www.nass.usda.gov/ca

MARCH 10, 2010

THANK YOU!

The California Office of USDA's National Agricultural Statistics Service (NASS) and the California Department of Food and Agriculture (CDFA) appreciate the timely reporting by the State's vintners in preparation of the 2009 Grape Crush Report. This report is available online at:

http://www.nass.usda.gov/Statistics_by_State/California/Publications/Grape_Crush/index.asp

NASS/CDFA also conducts an annual acreage survey in partnership with California grape growers. The Report contains information on new plantings and removals of grapes. The Grape Acreage Report is available on the NASS website at:

http://www.nass.usda.gov/Statistics_by_State/California/Publications/Grape_Acreage/index.asp

GRAPE CRUSH REPORT OVERVIEW

Information contained in this Report was supplied by processors to fulfill the reporting requirements of Section 55601.5 of the Food and Agricultural Code.

The Final Grape Crush Report includes all grape tonnage crushed during the 2009 season. Changes in tonnage, Brix and prices from the preliminary report to this final report were due to late reports and corrections to the original data. Reporting errors by some processors have caused a change in some district/variety entries.

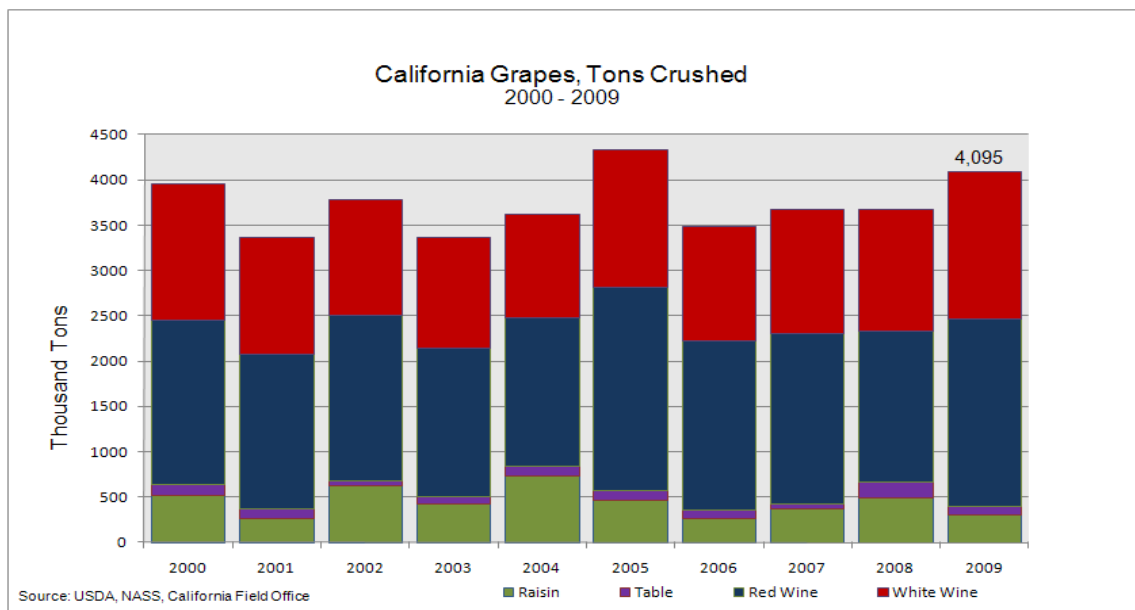
Details of the crushed tonnage, degrees Brix, and weighted average prices were reported by grape type and variety, as well as by grape pricing districts. The 17 districts refer to the area in which the grapes were grown as defined in the Administrative Code. A district map is located on the inside of the front cover.

SUMMARY OF GRAPE TONNAGES AND PRICES

The 2009 crush totaled 4,095,297 tons, up 11 percent from the 2008 crush of 3,673,858 tons. This is only the second time that California's crush has exceeded 4 million tons. Red wine varieties accounted for the largest share of all grapes crushed, at 2,078,121 tons, up 24 percent from 2008. The 2009 white wine variety crush totaled 1,624,910 tons, up 21 percent from 2008. Tons crushed of raisin type varieties totaled 307,360, down 38 percent from 2008, and tons crushed of table type varieties totaled 84,906, down 49 percent from 2008. (See chart below.)

Beginning with the 1999 season, the Grape Crush Report includes the total number of tons crushed for concentrate production. In determining grape tonnage crushed for concentrate production, each processor was required to report the estimated equivalent tons of grapes crushed for grape concentrate. For the 2009 season, this total was 499,323 tons, approximately 12 percent of the 2009 grape crush total. This report provides only the aggregate figure for grapes crushed for concentrate production and does not include information by district, type, or variety.

The 2009 average price of all varieties was \$574.46, up 5 percent from 2008. Average prices for the 2009 crop by type were as follows: red wine grapes, \$670.54, up 1 percent from 2008; white wine grapes, \$535.55, down 1 percent from 2008; raisin grapes, \$171.02, down 24 percent; and table grapes, \$143.10, down 21 percent. These price levels have not been adjusted for inflation. The large increase in higher priced wine grapes crushed, coupled with the decline in less expensive raisin and table grape varieties crushed, results in the average price increase from 2008.



CALIFORNIA GRAPE CRUSH TONNAGE AND PRICE, 1988-2009

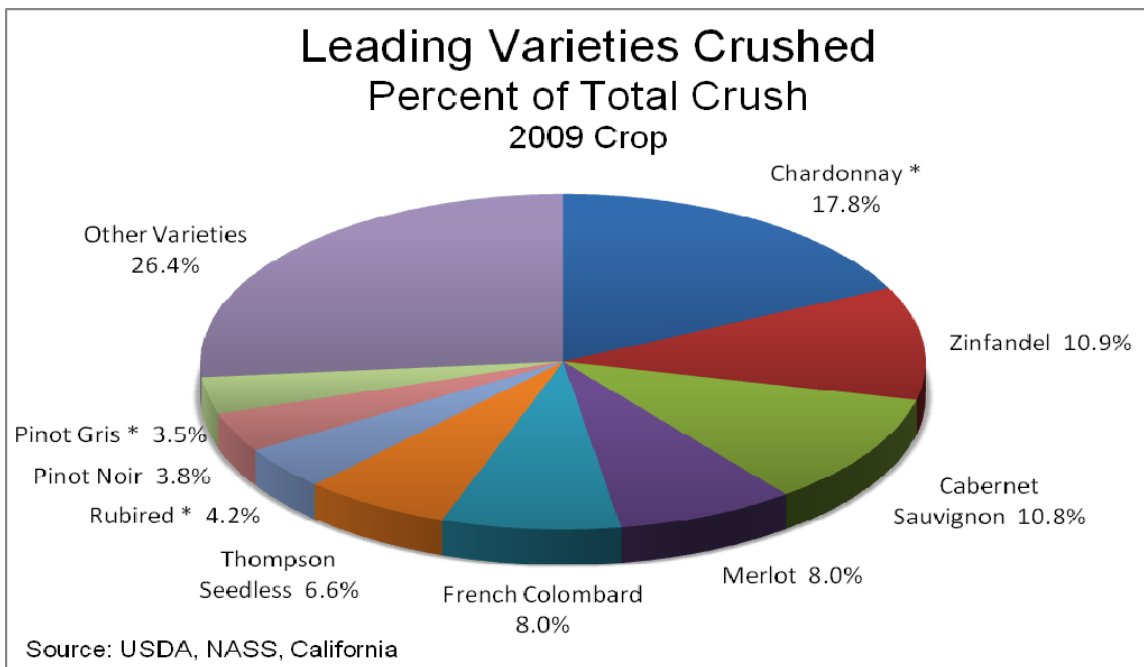
Crop Year	Red Wine Type		White Wine Type		Total Wine Type		Raisin Type		Table Type		All Types	
	Thousand Tons	\$/Ton	Thousand Tons	\$/Ton	Thousand Tons	\$/Ton	Thousand Tons	\$/Ton	Thousand Tons	\$/Ton	Thousand Tons	\$/Ton
1988	760	409	1,356	238	2,117	297	415	116	312	131	2,843	253
1989	872	410	1,272	297	2,144	342	370	132	211	128	2,725	297
1990	804	355	1,331	277	2,135	306	268	126	170	127	2,573	276
1991	840	383	1,289	319	2,129	344	284	150	157	141	2,570	310
1992	888	438	1,209	364	2,097	395	785	182	217	170	3,099	325
1993	979	430	1,327	316	2,306	365	452	152	137	147	2,895	323
1994	936	462	1,242	317	2,177	379	239	118	123	136	2,540	344
1995	1,052	515	1,175	351	2,277	429	432	164	170	162	2,829	372
1996	1,079	611	1,094	469	2,172	540	618	191	117	188	2,908	452
1997	1,461	656	1,433	546	2,893	603	786	185	212	169	3,891	497
1998	1,333	643	1,194	521	2,527	586	506	164	135	150	3,169	502
1999	1,422	649	1,195	518	2,617	590	419	200	149	187	3,185	525
2000	1,816	628	1,503	500	3,319	571	513	125	120	118	3,951	504
2001	1,706	680	1,300	491	3,006	601	262	86	101	87	3,368	555
2002	1,817	614	1,288	432	3,105	538	622	76	61	80	3,787	462
2003	1,634	609	1,230	429	2,864	534	422	95	84	91	3,370	471
2004	1,639	627	1,136	487	2,775	571	727	200	113	199	3,615	482
2005	2,235	634	1,521	507	3,756	583	467	164	106	121	4,330	533
2006	1,874	637	1,263	503	3,136	583	267	154	86	137	3,489	548
2007	1,875	627	1,372	482	3,248	565	364	155	63	138	3,674	522
2008	1,676	661	1,338	543	3,015	609	494	224	165	180	3,674	547
2009	2,078	671	1,625	536	3,703	612	307	171	85	143	4,095	574

Source: USDA, NASS, California Field Office

LEADING GRAPE VARIETIES AND DISTRICTS

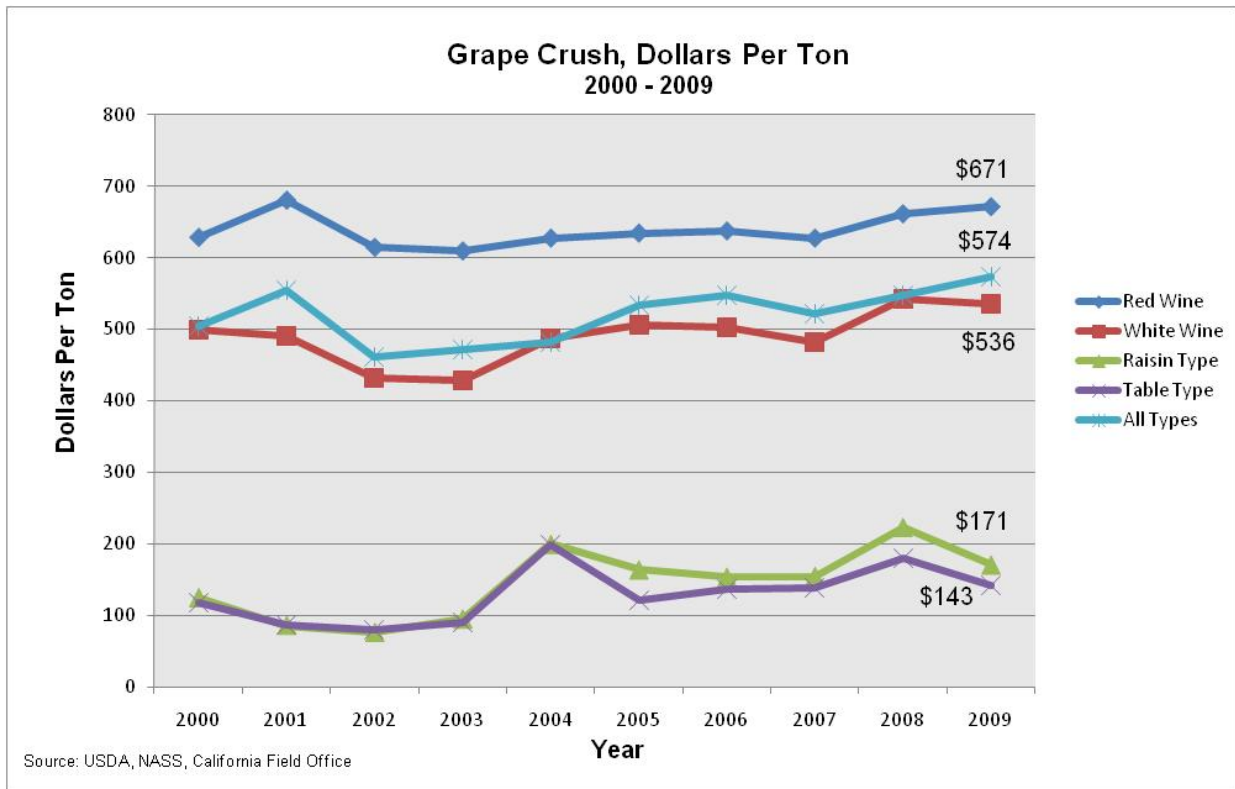
In 2009, Chardonnay accounted for the largest percentage of the total crush volume with 17.8 percent. Zinfandel accounted for the second leading percentage of crush with 10.9 percent of the total crush. The next eight highest percentages of grapes crushed were all wine varieties.

District 13, (Madera, Fresno, Alpine, Mono, Inyo Counties; and Kings and Tulare Counties north of Nevada Avenue (Avenue 192)), had the largest share of the state’s crush, at 1,344,514 tons. The average price per ton in district 13 was \$247.86.



*Synonyms for variety names are shown on page 5.

Grapes produced in District 4 (Napa County) received the highest average price of \$3,414.58 per ton, down less than 1 percent from 2008. District 3 (Sonoma and Marin counties) received the second highest return of \$2,186.61, down 2 percent from 2008. The 2008 Chardonnay price of \$757.82 was down 7 percent from 2008, and the Cabernet Sauvignon price of \$1,078.09 was down 3 percent from 2008. The 2009 average price for Zinfandel was \$464.00, up less than 1 percent from 2008, while the Merlot average price was down 4 percent from 2008 at \$625.64 per ton.



EXPLANATION OF TABLES

TABLE 1 is a summary of the 2009 crop State totals by grape type and varieties that are shown in detail by grape pricing districts in Tables 2 through 6. State totals and averages for 2008 are shown for comparison.

TABLE 2 includes over-the-scale fresh tonnage of all grapes crushed by California processors from the 2009 crop. Over-the-scale fresh weight tonnage includes materials other than grapes (MOG) and defects. This table is broken down by the 17 grape pricing districts and by variety. State totals for 2008 are shown for comparison. Crushed tonnage includes all grapes crushed whether: grown and crushed by processors; purchased and crushed by processors; crushed by cooperatives, juice manufacturers, etc.; or crushed for others, including growers.

TABLE 3 shows the weighted average degrees Brix for all grapes crushed (TABLE 2) by California processors from the 2009 crop. The weighted average degrees Brix is reported by grape pricing districts and variety. State averages for 2008 are shown for comparison.

TABLE 4 includes net weight fresh tonnage of all grapes purchased for wine, concentrate, juice, vinegar, and beverage brandy by California processors from the 2009 crop. Net weight fresh tonnage does not include material other than grapes (MOG) and defects or other weight adjustments deducted from gross weight. The purchased tonnage is reported by variety and grape pricing districts. State totals for 2008 are shown for comparison. TABLE 4 does not include tonnage purchased as distilling material other than beverage brandy, this is shown in TABLE 7. Prices for all tonnage shown in this table are final and not subject to change. Grapes pooled by cooperatives, those grown by processors and used for their own production and grapes crushed to growers' accounts are not included.

TABLE 5 shows the weighted average degrees Brix for all grapes purchased for wine, concentrate, juice, vinegar, and beverage brandy (TABLE 4) by California processors from the 2009 crop. The weighted average degrees Brix is reported by grape pricing districts and variety. State averages for 2008 are shown for comparison. TABLE 5 does not include degrees Brix of tonnage purchased as distilling material other than beverage brandy, this is shown in TABLE 7. Grapes pooled by cooperatives, those grown by processors and used for their own production and grapes crushed to growers' accounts are not included.

TABLE 6 gives the weighted average price per ton, delivered basis, of all tonnage purchased for wine, concentrate, juice, vinegar, and beverage brandy (TABLE 4) by California processors from the 2009 crop. The weighted average prices are reported by variety, and grape pricing districts. State averages for 2008 are shown for comparison. TABLE 6 does not include prices of tonnage purchased as distilling material other than beverage brandy, this is shown in TABLE 7. Prices shown in this table are final and not subject to change. Grapes pooled by cooperatives, those grown by processors and used for their own production and grapes crushed to growers' accounts are not included.

Weighted average prices reflect final prices through January 10, 2010 and include any Brix adjustments, bonuses or allowances. Prices are equivalent to delivered basis in the area grown including normal within-area hauling allowances. Purchases made on a roadside basis include the usual hauling allowance for local delivery in the area grown. Out-of-area purchases made on a delivered basis do not include extra hauling allowances for delivery outside the area.

The next example indicates the method used for calculating weighted averages.

The following two purchases were made.

Variety	District	Tons	Degrees Brix	Base Price	Price Paid Per Ton	Acceptable Brix Limits	Brix Adjustment Factors	Brix Adjustment Limits
<i>Petite Sirah</i>	1	155.5	20.6	\$450.00	\$364.50	19 - 25	+ or - 10%	Base 22, Min 20, Max 24
<i>Petite Sirah</i>	1	20.5	19.0	\$450.00	\$418.50	19 - 25	+ or - 10%	Base 22, Min 20, Max 24

Note: The variety, district, base price, and Brix Adjustment Factors (including Brix limits) are the same. The tons purchased, degrees Brix, and price paid per ton are the only differences in this example.

Step 1: Multiply the tons by the Brix for each lot purchased and then add the products to get the total. Also, add the tons purchased.

Variety	District	Tons	Degrees Brix	Total (Tons X Brix)
<i>Petite Sirah</i>	1	155.5	20.6	155.5 X 20.6 = 3,203.3
<i>Petite Sirah</i>	1	20.5	19.0	20.5 X 19.0 = 389.5
TOTALS		176.0		3,592.8

Step 2: Divide the total (3,592.8) by the total tons purchased (176.0) to get the **Weighted Average Degrees Brix**.

$$\frac{3,592.8}{176.0} = 20.4$$

Step 3: Multiply the purchased tons by the Price Paid Per Ton for each lot purchased and then add the products to get the total.

Variety	District	Tons	Price Paid Per Ton	Total (Tons X Brix)
Petite Sirah	1	155.5	\$364.50	155.5 X 364.50 = 56,679.8
Petite Sirah	1	20.5	\$418.50	20.5 X 418.50 = 8,579.3
TOTALS		176.0		65,259.1

Step 4: Divide the total (65,259.1) by the total tons purchased (176.0) to get the **Weighted Average Price Per Ton**:

$$\frac{65,259.1}{176.0} = \$370.79$$

TABLE 7 shows all grape tonnage purchased as distilling material other than beverage brandy by California processors from the 2009 crop. The tonnage, weighted average degrees Brix and price per ton are shown by grape type and variety. State totals and averages for 2008 are given for comparison.

TABLE 8 shows base prices paid to growers by Brix adjustment factors, purchased tonnage, type, variety and reporting district where grown. Weighted average base prices and total purchased tonnage are included.

The Brix adjustment factors determine adjustments to base prices to compensate for sugar variations. In this report, adjustments are expressed in dollars per ton, or percent of base price per degree variance from the established Brix base. Occasional lots are traded on price per degree Brix as delivered.

TABLE 9 includes tonnage of all grapes crushed to growers' accounts by California processors from the 2009 crop. Growers retained ownership of these grapes at the time of crushing. This tonnage is reported by grape pricing district and variety. Comparisons with 2008 are shown. (*Table 9 only appears in the Final Grape Crush Report.*)

TABLE 10 gives the weighted average price per ton, delivered basis, of all tonnage purchased from non-related sources for wine, concentrate, juice, vinegar, and beverage brandy (TABLE 4) by California processors from the 2009 crop. The weighted average prices are reported by variety, and grape pricing districts. State averages for 2008 are shown for comparison. TABLE 10 does not include prices of tonnage purchased as distilling material other than beverage brandy, this is shown in TABLE 7. Prices shown in this table are final and not subject to change. Grapes pooled by cooperatives, those grown by processors and used for their own production and grapes crushed to growers' accounts are not included.

Non-Related Purchased Tons: Excludes tonnage of grapes purchased from a grower if:

- (a) The grower or an affiliate of the grower, or both the grower and the affiliate of the grower, owned, directly or indirectly, at least 5 percent of the indicia of ownership or voting authority of the winery (processor);
- (b) The winery (processor) or an affiliate of the winery, or both the winery and the affiliate of the winery, owned, directly or indirectly, at least 5 percent of the indicia of ownership or voting authority of the grower;
- (c) The winery (processor) or an affiliate of the winery, or both the winery and the affiliate of the winery, provided long-term financing to the grower in exchange for rights or options to purchase a significant portion of the grower's harvest.

Grape Variety Synonyms

Alicante Bouschet - Alicante	Italia - Muscat Italia	Ribolla Gialla - Rebolla
Beauty Seedless - Black Beauty	Malaga - White Malaga	Rubired - Tintoria
Black Corinth - Zante Current	Mataro - Mourvedre	Ruby Seedless - King Ruby
Black Prince - Rose of Peru	Meunier - Pinot Meunier	Sangiovese - Sangioveto, Brunello
Blaufraenkisch - Lemberger	Moscato Gaillo - Muscat Yellow	Sauvignon Vert - Muscadelle
Burger - Monbadon	Muscat Blanc - Muscat Canelli,	St. Emilion - Ugni Blanc, Trebbiano
Chardonnay - Pinot Chardonnay,	Muscat Blanc A Petits Grains	Sugraone - (Proprietary name was removed)
Chardonnay Musque	Muscat Hamburg - Black Muscat	Syrah - French Syrah, Shiraz, Syrah Noir
Cinsaut - Black Malvoisie,	Negrette - Pinot St. George	Tempranillo - Tinta Roriz, Valdepenas
Black Malvasia	Nero D'Avola - Calabrese	Touriga Nacional - Touriga
Crimson Seedless - Red Crimson	Other Table - Autumn King, July Muscat	Trousseau - Bastardo
Emerald Seedless - Black Seedless	Palomino - Golden Chasselas	Vermentino - Vennentino
Flame Seedless - Red Flame	Pinot Gris - Pinot Grigio	White Riesling - Johannisberg Riesling,
Gamay (Napa) - Gamay, Valdiguie	Princess - Melissa	Riesling
Gray Riesling - Trousseau Gris	Red Globe - Rose Ito	
Grenache - Grenache Noir	Refosco - Mondeuse	

**TABLE 4: TONS OF GRAPES PURCHASED
FOR WINE, CONCENTRATE, JUICE, VINEGAR, AND BEVERAGE BRANDY BY CALIFORNIA PROCESSORS
FROM THE 2009 CROP BY TYPE, VARIETY, AND REPORTING DISTRICT WHERE GROWN, WITH COMPARISONS**

Type and Variety	1	2	3	4	5	6	7	8	9	10
	Tons									
RAISIN GRAPES:										
Black Corinth *	0.0	0.0	0.0	0.0	0.0	0.0	0.0	0.0	0.0	0.0
Diamond Muscat	0.0	0.0	0.0	0.0	0.0	0.0	0.0	0.0	0.0	0.0
Dovine	0.0	0.0	0.0	0.0	0.0	0.0	0.0	0.0	0.0	0.0
Fiesta	0.0	0.0	0.0	0.0	0.0	0.0	0.0	0.0	0.0	0.0
Selma Pete	0.0	0.0	0.0	0.0	0.0	0.0	0.0	0.0	0.0	0.0
Thompson Seedless	0.0	0.0	0.0	0.0	0.0	0.0	0.0	0.0	0.0	246.7
Total Raisin	0.0	0.0	0.0	0.0	0.0	0.0	0.0	0.0	0.0	246.7
TABLE GRAPES:										
Autumn Royal	0.0	0.0	0.0	0.0	0.0	0.0	0.0	0.0	0.0	0.0
Autumn Seedless	0.0	0.0	0.0	0.0	0.0	0.0	0.0	0.0	0.0	0.0
Black Monukka	0.0	0.0	0.0	0.0	0.0	0.0	0.0	0.0	0.0	0.0
Calmeria	0.0	0.0	0.0	0.0	0.0	0.0	0.0	0.0	0.0	0.0
Christmas Rose	0.0	0.0	0.0	0.0	0.0	0.0	0.0	0.0	0.0	0.0
Crimson Seedless *	0.0	0.0	0.0	0.0	0.0	0.0	0.0	0.0	0.0	0.0
Emerald Seedless *	0.0	0.0	0.0	0.0	0.0	0.0	0.0	0.0	0.0	0.0
Flame Seedless *	0.0	0.0	0.0	0.0	0.0	0.0	0.0	0.0	0.0	0.0
Flame Tokay	0.0	0.0	0.0	0.0	0.0	0.0	0.0	0.0	0.0	0.0
Italia *	0.0	0.0	0.0	0.0	0.0	0.0	0.0	0.0	0.0	0.0
Malaga *	0.0	0.0	0.0	0.0	0.0	0.0	0.0	0.0	0.0	0.0
Marroo Seedless	0.0	0.0	0.0	0.0	0.0	0.0	0.0	0.0	0.0	0.0
Perlette	0.0	0.0	0.0	0.0	0.0	0.0	0.0	0.0	0.0	0.0
Princess *	0.0	0.0	0.0	0.0	0.0	0.0	0.0	13.4	0.0	0.0
Red Globe *	0.0	0.0	0.0	0.0	0.0	0.0	0.0	0.0	0.0	0.0
Ribier	0.0	0.0	0.0	0.0	0.0	0.0	0.0	0.0	0.0	0.0
Ruby Seedless *	0.0	0.0	0.0	0.0	0.0	0.0	0.0	0.0	0.0	0.0
Summer Muscat	0.0	0.0	0.0	0.0	0.0	0.0	0.0	0.0	0.0	0.0
Other Table 1/	0.0	0.0	0.0	0.0	0.0	0.0	0.0	0.0	0.0	0.0
Total Table	0.0	0.0	0.0	0.0	0.0	0.0	0.0	13.4	0.0	0.0
WINE GRAPES (WHITE):										
Albarino	0.0	0.0	0.0	6.8	0.0	0.0	0.0	11.5	0.0	2.7
Arneis	13.8	0.0	65.5	0.0	0.0	0.0	32.8	0.0	0.0	0.0
Burger *	0.0	0.0	0.0	0.0	0.0	0.0	0.0	0.0	0.0	0.0
Chardonnay *	14,886.1	639.1	50,834.7	15,262.8	4,942.5	4,886.2	51,353.7	24,527.4	13,743.9	433.1
Chenin Blanc	283.9	0.0	73.3	86.1	1,435.0	0.0	216.6	1,211.3	76.8	7.2
Cortese	9.6	0.0	0.0	0.0	0.0	0.0	0.0	0.0	0.0	0.0
Emerald Riesling	0.0	0.0	0.0	0.0	0.0	0.0	0.0	0.0	0.0	0.0
Flora	0.0	0.0	0.0	49.6	0.0	0.0	0.0	0.0	0.0	0.0
French Colombard	127.3	0.0	227.8	0.0	56.6	0.0	0.0	0.0	179.6	0.0
Gewurztraminer	685.6	71.2	188.4	5.2	0.0	217.8	3,697.8	638.2	16.3	0.6
Gray Riesling *	0.0	0.0	0.0	0.0	0.0	0.0	0.0	0.0	0.0	0.0
Grenache Blanc	1.8	0.0	2.0	0.0	0.0	0.0	29.3	268.2	5.8	8.6
Gruner Veltliner	0.0	0.0	0.0	2.9	0.0	0.0	149.5	0.0	0.0	0.0
Malvasia Bianca	0.0	0.0	21.8	5.6	4.0	5.6	409.0	146.3	0.0	1.7
Marsanne	9.7	0.0	18.8	27.4	0.0	6.3	116.0	46.6	3.6	25.9
Melon	0.0	0.0	12.6	0.0	0.0	0.0	0.0	0.0	0.0	0.0
Moscato Gaillo *	0.0	0.0	0.0	0.0	0.0	0.0	0.0	2.9	0.0	4.9
Muscat Blanc *	142.8	300.7	36.3	74.9	56.6	1.0	805.5	486.1	1.0	38.8
Muscat Orange	19.2	0.0	0.0	0.0	0.0	0.0	49.9	29.0	0.0	29.3
Muscat of Alexandria	0.0	0.0	11.9	0.0	0.0	0.0	0.0	0.0	3,444.8	0.0
Palomino *	0.0	0.0	2.1	0.0	0.0	9.3	0.0	0.0	0.0	0.0
Pinot Blanc	41.7	2.8	191.7	50.4	57.7	18.0	223.7	111.8	0.0	2.7
Pinot Gris *	380.2	39.7	1,198.3	647.8	4,170.3	671.6	5,523.7	2,031.1	1,562.6	65.5
Ribolla Gialla *	0.0	0.0	0.0	3.7	0.0	0.0	0.0	0.0	0.0	0.0
Roussanne	13.0	0.0	37.3	3.5	0.0	0.6	70.1	207.6	9.3	47.4
Sauvignon Blanc	2,391.7	6,062.6	8,103.8	6,825.5	708.6	1,012.5	5,328.1	4,402.7	587.5	404.2
Sauvignon Musque	79.2	22.7	128.4	169.4	0.0	9.4	56.5	0.0	0.0	0.0
Sauvignon Vert *	0.0	0.0	0.3	1.1	0.0	0.0	0.0	0.0	0.0	0.0
Scheurebe	0.0	0.0	0.0	0.0	0.0	0.0	0.0	1.0	0.0	0.0
Semillon	26.5	8.9	225.0	385.5	0.0	40.7	16.5	59.7	0.0	13.2
St. Emilion *	0.0	0.0	0.0	0.0	0.0	0.0	0.0	0.0	0.7	0.0
Symphony	0.0	0.0	0.0	0.0	0.0	0.0	0.0	0.0	418.9	42.8
Tocai Friulano	18.8	0.0	29.7	0.2	0.0	0.0	80.6	9.7	0.0	0.0
Torrontes	0.0	0.0	0.0	0.0	0.0	0.0	0.0	0.0	0.0	0.0
Triplet Blanc	0.0	0.0	0.0	0.0	0.0	0.0	0.0	0.0	0.0	0.0
Verdelho	0.0	0.0	0.0	3.0	0.0	16.4	0.0	27.1	0.0	13.2
Vermantino *	0.0	0.0	23.2	0.0	0.0	0.0	3.0	22.5	0.0	5.5
Vernaccia	0.0	0.0	83.7	0.0	0.0	0.0	0.0	0.0	0.0	0.0
Viognier	297.1	115.5	373.7	222.7	243.4	152.9	260.0	1,204.4	13.5	156.6
White Riesling *	139.0	208.5	166.7	134.2	91.3	2.9	6,911.1	1,018.9	0.5	181.7
Other White 1/	0.9	7.2	24.4	14.4	0.0	15.8	59.0	52.2	9.1	3.2
Total White	19,567.9	7,478.9	62,081.4	23,982.7	11,766.0	7,067.0	75,392.4	36,516.2	20,073.9	1,488.8

**TABLE 4: TONS OF GRAPES PURCHASED
FOR WINE, CONCENTRATE, JUICE, VINEGAR, AND BEVERAGE BRANDY BY CALIFORNIA PROCESSORS
FROM THE 2009 CROP BY TYPE, VARIETY, AND REPORTING DISTRICT WHERE GROWN, WITH COMPARISONS**

Type and Variety	11	12	13	14	15	16	17	2009 State Total	2008 State Total
	Tons								
RAISIN GRAPES:									
Black Corinth *	0.0	0.0	0.0	0.0	0.0	0.0	0.0	0.0	47.9
Diamond Muscat	0.0	0.0	5.1	0.0	0.0	0.0	0.0	5.1	189.2
Dovine	0.0	0.0	194.4	0.0	0.0	0.0	0.0	194.4	686.6
Fiesta	0.0	0.0	37,762.5	150.3	0.0	0.0	0.0	37,912.8	57,312.1
Selma Pete	0.0	0.0	25.1	0.0	0.0	0.0	0.0	25.1	334.3
Thompson Seedless	0.0	395.8	192,703.1	9,580.3	0.0	0.0	0.0	202,925.9	354,564.3
Total Raisin	0.0	395.8	230,690.2	9,730.6	0.0	0.0	0.0	241,063.3	413,134.4
TABLE GRAPES:									
Autumn Royal	0.0	0.0	33.4	208.0	0.0	0.0	0.0	241.4	993.0
Autumn Seedless	0.0	0.0	0.0	42.6	0.0	0.0	0.0	42.6	0.0
Black Monukka	0.0	0.0	0.0	0.0	0.0	0.0	0.0	0.0	72.1
Calmeria	0.0	0.0	0.0	17.1	0.0	0.0	0.0	17.1	53.5
Christmas Rose	0.0	0.0	0.0	25.9	0.0	0.0	0.0	25.9	72.8
Crimson Seedless *	0.0	0.0	719.8	2,110.4	0.0	0.0	0.0	2,830.2	5,442.0
Emerald Seedless *	0.0	0.0	0.0	328.4	0.0	0.0	0.0	328.4	886.0
Flame Seedless *	0.0	0.0	184.2	1,328.2	0.0	0.0	0.0	1,512.4	4,282.0
Flame Tokay	1,108.3	0.0	0.0	0.0	0.0	0.0	0.0	1,108.3	1,049.7
Italia *	0.0	0.0	0.0	49.6	0.0	0.0	0.0	49.6	61.3
Malaga *	0.0	0.0	243.0	0.0	0.0	0.0	0.0	243.0	239.8
Marroo Seedless	0.0	0.0	522.4	0.0	0.0	0.0	0.0	522.4	120.7
Perlette	0.0	0.0	0.0	0.0	0.0	0.0	0.0	0.0	101.1
Princess *	0.0	0.0	35.0	471.4	0.0	0.0	0.0	519.8	942.0
Red Globe *	0.0	0.0	299.2	2,552.2	0.0	0.0	0.0	2,851.4	2,824.1
Ribier	0.0	0.0	11.3	0.0	0.0	0.0	0.0	11.3	111.6
Ruby Seedless *	0.0	0.0	1,592.8	562.4	0.0	0.0	0.0	2,155.2	4,687.2
Summer Muscat	0.0	0.0	5.1	0.0	0.0	0.0	0.0	5.1	5.7
Other Table 1/	0.0	14.0	25,173.7	5,995.3	0.0	0.1	0.0	31,183.1	50,239.3
Total Table	1,108.3	14.0	28,819.9	13,691.5	0.0	0.1	0.0	43,647.2	72,183.9
WINE GRAPES (WHITE):									
Albarino	0.0	3.9	0.0	0.0	0.0	0.0	0.0	24.9	0.0
Arneis	0.0	0.0	0.0	0.0	0.0	0.0	0.0	112.1	76.2
Burger *	3,489.0	2,459.0	26,264.5	1,852.8	0.0	0.0	0.0	34,065.3	37,376.8
Chardonnay *	166,946.0	41,037.6	59,419.3	39,911.7	7.1	83.2	47,277.7	536,192.1	431,409.7
Chenin Blanc	3,782.9	2,491.4	36,736.1	6,759.4	0.0	6.0	9,173.3	62,339.3	68,982.1
Cortese	0.0	0.0	0.0	0.0	0.0	0.0	0.0	9.6	3.9
Emerald Riesling	31.0	0.0	0.0	656.8	0.0	0.0	0.0	687.8	938.8
Flora	0.0	0.0	0.0	0.0	0.0	0.0	0.0	49.6	35.2
French Colombard	5,350.7	13,633.4	249,434.2	52,152.1	0.0	0.0	0.0	321,161.7	314,738.6
Gewurztraminer	348.8	1,570.0	0.0	0.0	0.0	6.8	611.6	8,058.3	6,598.6
Gray Riesling *	0.0	0.0	0.0	0.0	0.0	0.0	0.0	0.0	24.7
Grenache Blanc	26.1	0.0	0.0	0.0	0.0	0.0	0.0	341.8	217.8
Gruener Veltliner	0.0	0.0	0.0	0.0	0.0	0.0	0.0	152.4	0.0
Malvasia Bianca	2,750.5	1,870.1	1,240.2	0.0	0.0	0.2	0.0	6,455.0	5,209.8
Marsanne	128.2	0.0	0.9	0.0	0.0	0.0	3.1	386.5	363.5
Melon	0.0	0.0	0.0	0.0	0.0	0.0	0.0	12.6	16.0
Moscato Gaillo *	11.1	0.0	69.1	0.0	0.0	3.7	0.0	91.7	12.6
Muscat Blanc *	487.4	386.2	5,313.0	278.6	1.0	83.6	289.3	8,782.8	8,003.5
Muscat Orange	535.4	730.8	381.0	0.0	0.0	5.0	80.5	1,860.1	1,665.0
Muscat of Alexandria	560.9	0.0	29,629.5	24,386.6	0.0	4.5	0.0	58,038.2	54,718.4
Palomino *	0.0	0.0	1,496.2	0.0	12.0	16.0	0.0	1,535.6	1,743.5
Pinot Blanc	0.0	0.0	0.0	0.0	0.0	0.0	88.0	788.5	635.0
Pinot Gris *	43,530.9	23,286.9	9,471.0	23,531.4	0.4	14.4	13,009.6	129,135.4	80,836.7
Ribolla Gialla *	0.0	0.0	0.0	0.0	0.0	0.0	0.0	3.7	5.4
Roussanne	26.9	0.0	1.9	0.0	0.0	10.2	0.0	427.8	586.2
Sauvignon Blanc	24,796.9	6,126.5	3,645.1	4,007.1	0.0	44.3	17,139.7	91,586.8	74,382.5
Sauvignon Musque	0.0	0.0	0.0	0.0	0.0	0.0	0.0	465.6	443.8
Sauvignon Vert *	0.0	0.0	0.0	0.0	0.0	0.0	0.0	1.4	3.9
Scheurebe	0.0	0.0	0.0	0.0	0.0	0.0	0.0	1.0	0.0
Semillon	1,745.2	1.5	1,387.1	0.0	0.0	1.6	1,903.0	5,814.4	4,901.7
St. Emilion *	0.0	0.0	3.1	0.0	0.0	0.0	0.0	3.8	5.8
Symphony	2,708.1	243.9	2,829.0	1,194.4	0.0	0.0	913.0	8,350.1	7,554.3
Tocai Friulano	0.0	0.0	0.0	0.0	0.0	0.0	0.0	139.0	108.1
Torrontes	19.1	0.0	0.0	0.0	0.0	0.0	0.0	19.1	10.1
Triplett Blanc	0.0	825.6	23,559.9	922.8	0.0	0.0	0.0	25,308.3	17,191.4
Verdelho	884.8	1.6	0.0	0.0	0.0	0.0	35.9	982.0	333.7
Vermantino *	74.9	0.0	0.0	0.0	0.0	0.0	0.0	129.1	95.0
Vernaccia	0.0	0.0	0.0	0.0	0.0	0.0	0.0	83.7	79.8
Viognier	10,329.7	3,719.1	877.8	0.0	0.5	61.3	1,182.3	19,210.5	10,841.8
White Riesling *	1,461.0	2,712.5	282.2	0.0	0.0	40.1	1,852.5	15,203.1	11,068.0
Other White 1/	411.3	28.0	313.9	419.5	0.0	0.0	0.0	1,358.9	1,040.2
Total White	270,436.8	101,128.0	452,355.0	156,073.2	21.0	380.9	93,559.5	1,339,369.6	1,142,258.1

**TABLE 6: WEIGHTED AVERAGE GROWER RETURNS PER TON DELIVERED BASIS PURCHASED FOR
WINE, CONCENTRATE, JUICE, VINEGAR, AND BEVERAGE BRANDY BY CALIFORNIA PROCESSORS
FROM THE 2009 CROP BY TYPE, VARIETY, AND REPORTING DISTRICT WHERE GROWN, WITH COMPARISONS**

Type and Variety	11	12	13	14	15	16	17	2009 State Total	2008 State Total
	Dollars								
RAISIN GRAPES:									
Black Corinth *	0.00	0.00	0.00	0.00	0.00	0.00	0.00	0.00	225.00
Diamond Muscat	0.00	0.00	300.00	0.00	0.00	0.00	0.00	300.00	227.26
Dovine	0.00	0.00	165.00	0.00	0.00	0.00	0.00	165.00	225.00
Fiesta	0.00	0.00	166.27	144.16	0.00	0.00	0.00	166.18	222.17
Selma Pete	0.00	0.00	165.00	0.00	0.00	0.00	0.00	165.00	225.00
Thompson Seedless	0.00	165.00	172.48	161.42	0.00	0.00	0.00	171.93	224.31
Total Raisin	0.00	165.00	171.46	161.16	0.00	0.00	0.00	171.02	224.02
TABLE GRAPES:									
Autumn Royal	0.00	0.00	132.52	126.10	0.00	0.00	0.00	126.99	174.09
Autumn Seedless	0.00	0.00	0.00	149.50	0.00	0.00	0.00	149.50	0.00
Black Monukka	0.00	0.00	0.00	0.00	0.00	0.00	0.00	0.00	192.12
Calmeria	0.00	0.00	0.00	130.65	0.00	0.00	0.00	130.65	183.00
Christmas Rose	0.00	0.00	0.00	149.50	0.00	0.00	0.00	149.50	186.83
Crimson Seedless *	0.00	0.00	145.91	139.10	0.00	0.00	0.00	140.83	180.42
Emerald Seedless *	0.00	0.00	0.00	145.69	0.00	0.00	0.00	145.69	194.19
Flame Seedless *	0.00	0.00	155.47	145.33	0.00	0.00	0.00	146.56	201.63
Flame Tokay	192.43	0.00	0.00	0.00	0.00	0.00	0.00	192.43	200.53
Italia *	0.00	0.00	0.00	143.65	0.00	0.00	0.00	143.65	179.31
Malaga *	0.00	0.00	165.00	0.00	0.00	0.00	0.00	165.00	225.00
Marroo Seedless	0.00	0.00	139.47	0.00	0.00	0.00	0.00	139.47	187.04
Perlette	0.00	0.00	0.00	0.00	0.00	0.00	0.00	0.00	198.00
Princess *	0.00	0.00	149.50	139.75	0.00	0.00	0.00	152.27	209.75
Red Globe *	0.00	0.00	148.53	138.45	0.00	0.00	0.00	139.51	170.21
Ribier	0.00	0.00	149.50	0.00	0.00	0.00	0.00	149.50	175.53
Ruby Seedless *	0.00	0.00	145.92	141.65	0.00	0.00	0.00	144.80	197.88
Summer Muscat	0.00	0.00	400.00	0.00	0.00	0.00	0.00	400.00	400.00
Other Table 1/	0.00	183.60	140.49	145.00	0.00	500.00	0.00	141.38	176.00
Total Table	192.43	183.60	141.34	142.31	0.00	500.00	0.00	143.10	180.31
WINE GRAPES (WHITE):									
Albarino	0.00	500.00	0.00	0.00	0.00	0.00	0.00	1,634.14	0.00
Arneis	0.00	0.00	0.00	0.00	0.00	0.00	0.00	1,776.16	1,866.06
Burger *	195.90	184.27	175.00	185.00	0.00	0.00	0.00	178.35	178.50
Chardonnay *	433.41	387.12	359.13	380.34	1,084.51	1,137.31	496.90	757.82	816.62
Chenin Blanc	283.92	284.75	233.61	224.98	0.00	723.33	354.75	269.26	267.81
Cortese	0.00	0.00	0.00	0.00	0.00	0.00	0.00	1,100.00	1,030.77
Emerald Riesling	550.00	0.00	0.00	328.71	0.00	0.00	0.00	338.69	345.69
Flora	0.00	0.00	0.00	0.00	0.00	0.00	0.00	2,204.60	2,086.06
French Colombard	271.59	241.93	226.85	225.59	0.00	0.00	0.00	228.39	232.89
Gewurztraminer	568.61	450.00	0.00	0.00	0.00	825.00	613.56	782.26	880.43
Gray Riesling *	0.00	0.00	0.00	0.00	0.00	0.00	0.00	0.00	1,323.46
Grenache Blanc	527.59	0.00	0.00	0.00	0.00	0.00	0.00	1,376.68	1,676.39
Gruener Veltliner	0.00	0.00	0.00	0.00	0.00	0.00	0.00	832.64	0.00
Malvasia Bianca	320.56	312.54	356.86	0.00	0.00	1,800.00	0.00	374.74	407.71
Marsanne	508.11	0.00	577.78	0.00	0.00	0.00	900.00	1,183.59	1,436.78
Melon	0.00	0.00	0.00	0.00	0.00	0.00	0.00	1,998.64	1,922.69
Moscato Gaillo *	750.00	0.00	425.00	0.00	0.00	1,000.00	0.00	568.29	1,034.13
Muscat Blanc *	459.19	362.47	399.40	400.00	1,000.00	1,132.78	648.13	596.72	597.27
Muscat Orange	493.85	461.01	430.73	0.00	0.00	1,000.00	588.93	520.64	581.53
Muscat of Alexandria	343.47	0.00	311.36	301.55	0.00	500.00	0.00	310.27	297.13
Palomino *	0.00	0.00	178.65	0.00	300.00	450.00	0.00	194.99	246.38
Pinot Blanc	0.00	0.00	0.00	0.00	0.00	0.00	750.00	1,286.48	1,457.90
Pinot Gris *	548.94	435.75	412.13	402.00	2,000.00	1,432.29	613.85	558.81	576.66
Ribolla Gialla *	0.00	0.00	0.00	0.00	0.00	0.00	0.00	2,736.49	2,250.00
Roussanne	835.09	0.00	694.74	0.00	0.00	1,398.88	0.00	1,877.40	1,716.06
Sauvignon Blanc	409.57	327.70	354.96	339.31	0.00	1,249.77	445.58	714.78	774.26
Sauvignon Musque	0.00	0.00	0.00	0.00	0.00	0.00	0.00	1,562.03	1,447.37
Sauvignon Vert *	0.00	0.00	0.00	0.00	0.00	0.00	0.00	1,689.56	2,328.65
Scheurebe	0.00	0.00	0.00	0.00	0.00	0.00	0.00	1,400.00	0.00
Semillon	401.13	300.00	318.50	0.00	0.00	1,000.00	322.91	608.13	632.38
St. Emilion *	0.00	0.00	225.00	0.00	0.00	0.00	0.00	496.71	438.36
Symphony	306.94	400.00	330.08	300.00	0.00	0.00	370.98	325.42	359.05
Tocai Friulano	0.00	0.00	0.00	0.00	0.00	0.00	0.00	1,516.07	1,158.60
Torrontes	1,088.48	0.00	0.00	0.00	0.00	0.00	0.00	1,088.48	1,119.80
Triplet Blanc	0.00	225.00	228.02	275.00	0.00	0.00	0.00	229.63	229.61
Verdelho	491.76	1,100.00	0.00	0.00	0.00	0.00	900.00	552.38	717.20
Vermantino *	514.62	0.00	0.00	0.00	0.00	0.00	0.00	888.15	897.21
Vernaccia	0.00	0.00	0.00	0.00	0.00	0.00	0.00	2,319.37	2,032.60
Viognier	514.12	339.24	414.81	0.00	2,000.00	1,316.23	596.13	646.75	834.06
White Riesling *	515.24	487.39	413.33	0.00	0.00	966.46	650.00	891.76	960.27
Other White 1/	196.14	164.40	174.84	225.00	0.00	0.00	0.00	348.07	382.99
Total White	442.53	367.31	256.07	307.65	671.43	1,126.50	491.06	535.55	542.68

**TABLE 7: TONS OF GRAPES PURCHASED BY CALIFORNIA WINERIES AS DISTILLING MATERIAL
OTHER THAN BEVERAGE BRANDY FROM THE 2009 CROP BY TYPE AND VARIETY, WITH COMPARISONS**

Type and Variety	Distilling Material Purchased		Average Degrees Brix Distilling		Average Price Per Ton	
	2009	2008	2009	2008	2009	2008
	Tons		Degrees Brix		Dollars	
TABLE GRAPES: 2/						
Flame Tokay	0.0	6.6	0.0	23.3	0.00	69.90
Total Table	0.0	6.6	0.0	23.3	0.00	69.90
WINE GRAPES (WHITE):						
Chardonnay *	0.0	120.3	0.0	31.1	0.00	93.21
French Colombard	0.0	36.8	0.0	21.9	0.00	65.70
Muscat of Alexandria	0.0	25.3	0.0	23.1	0.00	69.30
Pinot Gris *	5.2	0.0	21.9	0.0	80.70	0.00
Total White	5.2	182.4	21.9	28.1	80.70	84.34
WINE GRAPES (RED):						
Barbera	0.0	11.8	0.0	23.1	0.00	69.30
Cabernet Sauvignon	0.0	5.9	0.0	21.6	0.00	64.80
Syrah *	0.0	19.9	0.0	27.0	0.00	81.00
Zinfandel	0.0	142.0	0.0	19.4	0.00	58.27
Total Red	0.0	179.6	0.0	20.5	0.00	61.73
TOTAL WINE	5.2	362.0	21.9	24.4	80.70	73.12
TOTAL ALL VARIETIES	5.2	368.6	21.9	24.3	80.70	73.06

* Synonyms for variety names are shown on Page 5.

1/ Other categories include minor and mixed varieties.

TABLE 8: BASE PRICE PAID TO GROWERS FOR GRAPES CRUSHED AND DELIVERED TO CALIFORNIA PROCESSORS FROM THE 2009 CROP WITH BRIX FACTORS AND PURCHASED TONNAGE, BY TYPE, VARIETY, REPORTING DISTRICT WHERE GROWN, AND WEIGHTED AVERAGE BASE PRICE.

District, Type, and Variety	Base Price	Brix	Tons	District, Type, and Variety	Base Price	Brix	Tons
	Per Ton	Factors			Per Ton	Factors	
	Dollars	Code a/			Dollars	Code a/	
DISTRICT 1					1,565.00	028000	38.0
WINE GRAPES (WHITE)					1,600.00	000100	123.9
Arneis	1,100.00	000100	9.3		1,700.00	000100	102.7
	1,600.00	000100	1.0		1,700.00	017200	29.5
	1,600.00	019000	3.5		1,870.00	002000	9.1
Wtd. Avg. Base & Total Tons	1,263.04		13.8		1,900.00	024055	17.0
					2,000.00	000100	26.0
Chardonnay *	165.00	000100	154.7		2,000.00	013400	3.0
	200.00	016300	1.8		2,007.54	000100	9.3
	500.00	000100	154.6		2,016.00	000100	6.8
	550.00	000100	746.2		2,335.00	000100	39.8
	575.75	000100	132.0		2,448.13	000100	7.3
	650.00	000100	63.2		2,500.00	000100	5.0
	700.00	013800	78.3		2,700.00	000100	3.3
	800.00	000100	50.4		2,750.00	024055	7.0
	800.00	011850	204.0		2,940.00	000100	13.2
	800.00	013800	33.9		3,000.00	000100	24.1
	880.00	000100	30.8		3,000.00	021200	9.1
	900.00	000100	4.0		3,460.65	000100	10.8
	900.00	011850	356.6		3,500.00	000100	4.2
	900.00	013800	0.9		3,500.00	021000	6.4
	925.00	000100	66.1		3,733.00	000100	0.7
	950.00	000100	96.7		4,000.00	000100	6.8
	967.50	011850	190.1		4,000.00	002000	2.9
	971.25	011850	131.1		4,000.00	021000	2.0
	1,000.00	011850	251.4		4,200.00	000100	6.0
	1,000.00	013800	112.7		4,600.00	000100	9.6
	1,000.00	021000	8.1	Wtd. Avg. Base & Total Tons	1,153.32		14,886.1
	1,050.00	011850	143.1				
	1,064.36	013800	206.5	Chenin Blanc	525.00	013400	205.1
	1,100.00	000100	487.2		700.00	017400	8.5
	1,100.00	011850	116.6		874.00	000100	32.5
	1,100.00	020800	53.3		1,000.00	000100	0.3
	1,100.00	024500	780.0		1,050.00	000100	13.3
	1,118.56	000100	53.9		1,100.00	000100	0.8
	1,125.00	011850	169.4		1,111.00	000100	23.4
	1,150.00	000100	133.6	Wtd. Avg. Base & Total Tons	645.21		283.9
	1,150.00	011850	76.3				
	1,150.00	024500	42.8	Cortese	1,100.00	000100	9.6
	1,161.00	011850	71.0	Wtd. Avg. Base & Total Tons	1,100.00		9.6
	1,182.50	000100	87.5				
	1,182.50	011850	1,502.9	French Colombard	350.00	013800	3.1
	1,184.47	000100	731.1		375.00	009500	66.0
	1,184.47	011850	38.0		895.00	000100	53.3
	1,188.00	011850	921.2		900.00	000100	4.9
	1,191.48	000100	712.4	Wtd. Avg. Base & Total Tons	612.32		127.3
	1,191.48	011800	4.0				
	1,200.00	000100	674.8	Gewurztraminer	800.00	017400	2.5
	1,200.00	011850	341.0		850.00	000100	140.6
	1,200.00	017200	2.8		900.00	000100	21.5
	1,200.00	019000	130.9		950.00	017400	11.4
	1,200.00	021000	117.1		1,081.00	000100	108.6
	1,200.00	024500	94.0		1,100.00	000100	38.8
	1,223.31	011850	140.4		1,150.00	000100	216.2
	1,246.90	000100	39.1		1,300.00	000100	19.4
	1,250.00	000100	80.4		1,400.00	000100	3.5
	1,250.00	011850	301.8		1,600.00	000100	5.1
	1,297.00	000100	247.2		1,658.00	000100	26.3
	1,300.00	000100	333.9		1,679.60	000100	1.0
	1,300.00	020800	35.2		1,700.00	000100	20.1
	1,300.00	021000	22.5		1,750.00	000100	2.0
	1,302.92	000100	115.5		1,800.00	000100	7.8
	1,322.01	000100	1,199.6		1,800.00	017200	9.6
	1,326.73	008900	526.0		1,800.00	020800	5.4
	1,350.00	013100	32.0		1,900.00	000100	5.8
	1,350.00	019000	307.5		2,000.00	000100	7.5
	1,360.00	000100	172.0		2,000.00	001700	8.7
	1,395.00	000100	172.0		2,000.00	017200	16.8
	1,400.00	000100	3.1		2,000.00	020800	4.0
	1,452.45	000100	36.2		2,350.00	000100	3.0
	1,500.00	000100	4.4	Wtd. Avg. Base & Total Tons	1,188.36		685.6
	1,525.00	025100	30.6				
	1,533.78	000100	4.2	Grenache Blanc	1,200.00	000100	1.8

TABLE 8: BASE PRICE PAID TO GROWERS FOR GRAPES CRUSHED AND DELIVERED TO CALIFORNIA PROCESSORS FROM THE 2009 CROP WITH BRIX FACTORS AND PURCHASED TONNAGE, BY TYPE, VARIETY, REPORTING DISTRICT WHERE GROWN, AND WEIGHTED AVERAGE BASE PRICE.

District, Type, and Variety	Base Price	Brix	Tons	District, Type, and Variety	Base Price	Brix	Tons
	Per Ton	Factors			Per Ton	Factors	
	Dollars	Code a/			Dollars	Code a/	
DISTRICT 1 (Cont'd)					975.00	020800	16.3
Wtd. Avg. Base & Total Tons	1,200.00		1.8		1,000.00	000100	66.9
					1,000.00	011100	15.6
Marsanne	1,250.00	000100	7.2		1,000.00	017400	26.0
	3,500.00	000100	1.9		1,000.00	020800	11.7
	4,000.00	000100	0.6		1,020.25	013600	121.7
Wtd. Avg. Base & Total Tons	1,860.82		9.7		1,037.00	000100	99.4
					1,050.00	000100	144.3
Muscat Blanc *	750.00	000100	19.2		1,050.00	024500	5.2
	950.00	021600	2.1		1,075.00	000100	63.4
	1,100.00	000100	20.5		1,100.00	000100	131.6
	1,200.00	000100	13.5		1,125.00	017200	8.3
	1,400.00	017800	10.6		1,147.69	000100	75.1
	1,493.00	000100	9.6		1,189.00	000100	136.1
	1,500.00	000100	66.4		1,200.00	000100	4.9
	1,800.00	000100	0.9		1,200.00	017200	51.2
Wtd. Avg. Base & Total Tons	1,299.28		142.8		1,200.00	021000	18.0
					1,233.12	000100	142.6
Muscat Orange	1,400.00	000100	19.2		1,300.00	000100	22.3
Wtd. Avg. Base & Total Tons	1,400.00		19.2		1,300.00	021000	51.9
					1,302.69	000100	6.5
Pinot Blanc	950.00	013100	9.4		1,312.32	001900	65.7
	1,000.00	000100	3.3		1,312.32	017200	213.7
	1,000.00	017200	1.0		1,375.65	000100	40.8
	1,203.53	000100	23.8		1,400.00	000100	11.4
	1,300.00	000100	4.2		1,400.00	017200	25.3
Wtd. Avg. Base & Total Tons	1,135.11		41.7		1,445.62	013090	26.5
					1,488.00	000100	22.0
Pinot Gris *	500.00	000100	1.5		1,600.00	000100	5.0
	900.00	017200	5.1		1,600.00	001700	1.8
	945.00	014670	26.6		1,699.62	000100	15.7
	1,000.00	000100	40.4		1,750.00	000100	14.1
	1,050.00	000100	5.5		1,850.00	017800	5.1
	1,125.00	014670	80.8	Wtd. Avg. Base & Total Tons	1,025.44		2,391.7
	1,150.00	014670	73.0				
	1,200.00	000100	1.9	Sauvignon Musque	450.00	000100	39.2
	1,400.00	000100	12.7		950.00	000100	34.8
	1,400.00	020700	3.3		1,400.00	000100	5.2
	1,468.91	000100	23.6	Wtd. Avg. Base & Total Tons	732.07		79.2
	1,700.00	000100	7.5				
	1,730.00	000100	5.4	Semillon	1,000.00	000100	13.2
	1,750.00	000100	5.5		1,100.00	011100	10.3
	1,800.00	000100	5.5		1,100.00	031700	0.5
	1,800.00	002900	4.2		1,600.00	000100	2.5
	1,800.00	017200	0.8	Wtd. Avg. Base & Total Tons	1,097.36		26.5
	1,800.00	020800	5.2				
	1,802.00	000100	21.4	Tocai Friulano	800.00	000100	15.9
	1,850.00	017200	23.9		1,100.00	000100	2.9
	2,000.00	000100	1.9	Wtd. Avg. Base & Total Tons	846.28		18.8
	2,000.00	017200	5.6				
	2,100.00	002600	7.3	Viognier	700.00	013600	6.7
	2,500.00	002600	11.6		1,000.00	023700	30.5
Wtd. Avg. Base & Total Tons	1,349.11		380.2		1,100.00	000100	59.6
					1,150.00	000100	137.6
Roussanne	1,100.00	000100	5.7		1,200.00	024500	3.5
	1,150.00	000100	5.3		1,223.26	000100	25.1
	3,600.00	024800	1.5		1,223.26	011800	3.0
	4,000.00	000100	0.5		1,250.00	000100	13.1
Wtd. Avg. Base & Total Tons	1,520.38		13.0		1,300.00	000100	3.9
					1,600.00	000100	7.8
Sauvignon Blanc	200.00	000100	123.9		1,800.00	024500	4.3
	450.00	000100	57.1		2,000.00	000100	0.1
	500.00	017400	22.5		2,000.00	021500	0.6
	550.00	000100	37.5		3,000.00	018900	0.2
	600.00	015500	44.5		4,000.00	021000	1.1
	700.00	017400	22.6	Wtd. Avg. Base & Total Tons	1,163.34		297.1
	750.00	000100	75.4				
	800.00	000100	107.2	White Riesling *	450.00	000100	12.7
	822.08	013090	96.4		1,400.00	024500	6.6
	850.00	017400	5.3		1,500.00	000100	29.2
	900.00	013090	41.8		1,500.00	017200	2.0
	950.00	000100	74.6		1,581.00	017200	13.0
	950.00	017400	16.8		1,600.00	022600	5.6

TABLE 8: BASE PRICE PAID TO GROWERS FOR GRAPES CRUSHED AND DELIVERED TO CALIFORNIA PROCESSORS FROM THE 2009 CROP WITH BRIX FACTORS AND PURCHASED TONNAGE, BY TYPE, VARIETY, REPORTING DISTRICT WHERE GROWN, AND WEIGHTED AVERAGE BASE PRICE.

District, Type, and Variety	Base Price	Brix	Tons	District, Type, and Variety	Base Price	Brix	Tons
	Per Ton	Factors			Per Ton	Factors	
	Dollars	Code a/			Dollars	Code a/	
DISTRICT 1 (Cont'd)					1,500.00	000100	153.0
White Riesling * (Cont'd)	1,700.00	000100	33.2		1,500.00	019000	1.5
	1,750.00	000100	2.0		1,501.25	000100	78.9
	1,800.00	000100	26.3		1,508.00	000100	111.8
	1,800.00	001700	8.4		1,522.50	000100	31.4
Wtd. Avg. Base & Total Tons	1,537.18		139.0		1,527.00	000100	53.0
					1,600.00	000100	39.1
Other White b/	2,000.00	021500	0.9		1,600.00	017800	25.2
Wtd. Avg. Base & Total Tons	2,000.00		0.9		1,600.00	020800	16.0
					1,600.00	023100	16.0
WINE GRAPES (RED)					1,650.00	000100	20.9
Aglianico	1,475.00	021000	5.0		1,700.00	000100	69.2
Wtd. Avg. Base & Total Tons	1,475.00		5.0		1,700.00	021000	63.9
					1,776.21	020800	189.5
Barbera	850.00	000100	3.0		1,800.00	000100	75.1
	1,200.00	000100	39.6		1,800.00	017600	2.9
	1,395.00	021000	29.1		1,800.00	029780	2.3
	1,400.00	000100	47.7		2,000.00	017800	4.4
	1,400.00	025300	4.4		2,200.00	000100	0.5
	1,500.00	000100	1.9		2,244.67	000100	67.8
	1,500.00	021000	21.0		2,400.00	000100	7.0
	1,598.85	014100	11.2		2,500.00	000100	6.2
	1,600.00	024500	10.9		2,540.44	024800	24.4
	1,650.00	000100	7.0		3,600.00	017800	10.4
	1,733.00	000100	16.8	Wtd. Avg. Base & Total Tons	1,341.19		5,616.3
Wtd. Avg. Base & Total Tons	1,422.46		192.6				
Cabernet Franc	1,200.00	008000	9.5	Carignane	450.00	000100	15.4
	1,529.07	011800	4.0		500.00	000100	51.5
	1,529.07	020800	33.9		600.00	000100	22.5
Wtd. Avg. Base & Total Tons	1,463.12		47.4		600.00	013800	5.5
					600.00	017400	1.9
Cabernet Sauvignon	300.00	021800	40.8		650.00	013800	17.5
	450.00	000100	14.2		700.00	000100	87.8
	500.00	000100	44.3		700.00	013800	39.5
	770.00	000100	14.7		750.00	000100	68.4
	800.00	000100	11.6		750.00	013800	75.2
	900.00	000100	14.5		750.00	015900	17.0
	900.00	021000	22.2		750.00	017100	52.0
	997.50	000100	57.0		750.00	017200	23.3
	1,000.00	000100	63.0		800.00	000100	24.6
	1,050.00	000100	72.4		800.00	017300	4.5
	1,100.00	000100	170.3		800.00	021500	1.5
	1,100.00	012740	269.3		850.00	000100	20.5
	1,125.00	012740	140.8		850.00	013800	10.5
	1,150.00	012740	36.3		858.50	000100	0.6
	1,200.00	000100	282.0		884.07	000100	3.6
	1,200.00	010900	14.6		885.00	017200	16.1
	1,200.00	012740	177.6		886.10	000100	20.6
	1,200.00	020800	176.8		900.00	000100	37.1
	1,200.00	021500	4.0		900.00	021000	8.6
	1,225.00	012740	35.9		1,000.00	000100	49.0
	1,256.78	014100	224.2		1,000.00	017800	25.0
	1,275.00	012740	184.3		1,000.00	021000	122.3
	1,300.00	000100	271.4		1,000.00	024500	16.2
	1,300.00	012740	77.8		1,050.00	021800	24.7
	1,300.00	017400	459.6		1,100.00	000100	84.4
	1,300.00	024500	49.3		1,175.00	000100	3.5
	1,309.27	000100	62.5		1,200.00	000100	14.4
	1,325.00	012740	107.8		1,400.00	000100	25.0
	1,350.00	000100	54.0	Wtd. Avg. Base & Total Tons	852.21		990.2
	1,350.00	023000	17.7				
	1,363.00	021000	66.7	Carmenere	1,200.00	008000	2.2
	1,364.77	000100	37.4	Wtd. Avg. Base & Total Tons	1,200.00		2.2
	1,375.00	000100	50.9				
	1,399.10	000100	13.7	Charbono	560.00	000100	8.5
	1,400.00	000100	674.2		600.00	017600	1.5
	1,400.00	020800	30.6		1,200.00	017200	9.0
	1,400.00	021000	54.9		1,297.00	011700	6.8
	1,400.00	026900	19.9		1,300.00	020800	1.7
	1,425.00	000100	163.3	Wtd. Avg. Base & Total Tons	999.62		27.5
	1,450.00	000100	239.7				
	1,464.50	000100	23.7	Dolcetto	1,200.00	000100	25.4
					1,300.00	000100	10.6

TABLE 8: BASE PRICE PAID TO GROWERS FOR GRAPES CRUSHED AND DELIVERED TO CALIFORNIA PROCESSORS FROM THE 2009 CROP WITH BRIX FACTORS AND PURCHASED TONNAGE, BY TYPE, VARIETY, REPORTING DISTRICT WHERE GROWN, AND WEIGHTED AVERAGE BASE PRICE.

District, Type, and Variety	Base Price	Brix	Tons	District, Type, and Variety	Base Price	Brix	Tons
	Per Ton	Factors			Per Ton	Factors	
	Dollars	Code a/			Dollars	Code a/	
DISTRICT 1 (Cont'd)					1,070.25	000100	252.1
Dolcetto (Cont'd)	1,393.00	021000	10.4		1,070.25	011800	4.0
	1,500.00	021000	33.6		1,100.00	021545	91.1
	1,664.00	013600	9.5		1,125.00	000100	20.5
Wtd. Avg. Base & Total Tons	1,396.15		89.5		1,125.00	021545	34.1
					1,150.00	000100	91.9
Gamay (Napa) *	500.00	017400	2.9		1,170.16	000100	60.4
	750.00	017400	7.5		1,182.75	021545	30.5
	1,000.00	000100	0.8		1,188.00	000100	2.4
	1,035.00	021000	2.0		1,197.45	000100	39.6
	1,100.00	000100	6.0		1,200.00	000100	19.2
Wtd. Avg. Base & Total Tons	861.72		19.2		1,200.00	010900	17.4
					1,225.00	024800	8.5
Grenache *	200.00	017600	0.4		1,300.00	000100	90.0
	631.25	000100	8.4		1,300.00	021000	1.0
	700.00	013600	16.4		1,400.00	000100	1.0
	900.00	000100	3.3		1,500.00	000100	5.6
	1,000.00	000100	9.8		1,589.40	000100	161.0
	1,100.00	000100	19.1		1,700.00	025400	15.4
	1,100.00	011300	5.1		1,866.34	000100	45.0
	1,341.27	000100	17.5		3,000.00	025300	3.0
	1,400.00	000100	7.9	Wtd. Avg. Base & Total Tons	1,033.21		2,705.8
	1,424.00	021000	31.2				
	1,572.16	000100	16.8	Montepulciano	1,500.00	021000	48.6
	1,600.00	000100	3.1	Wtd. Avg. Base & Total Tons	1,500.00		48.6
	1,650.00	000100	8.0				
	1,650.00	021000	7.8	Nebbiolo	1,500.00	002100	3.3
	1,700.00	000100	5.9	Wtd. Avg. Base & Total Tons	1,500.00		3.3
	2,100.00	000100	3.1				
	2,500.00	000100	35.8	Negroamaro	1,400.00	000100	3.4
	2,500.00	018000	1.8		1,500.00	002100	13.3
	2,700.00	000100	2.0		1,500.00	024500	2.0
Wtd. Avg. Base & Total Tons	1,517.19		203.4	Wtd. Avg. Base & Total Tons	1,481.82		18.7
Malbec	1,200.00	008000	13.6	Nero D'Avola *	1,500.00	021000	5.0
	1,439.00	021000	16.6	Wtd. Avg. Base & Total Tons	1,500.00		5.0
	1,450.00	000100	6.1				
	1,500.00	021000	11.6	Petit Verdot	1,200.00	008000	4.9
	2,000.00	021000	1.3		1,250.00	027240	41.4
Wtd. Avg. Base & Total Tons	1,403.50		49.2		1,600.00	000100	13.4
					1,750.00	000100	8.1
Mataro *	2,200.00	000100	1.0		1,800.00	000100	2.4
Wtd. Avg. Base & Total Tons	2,200.00		1.0		1,900.00	000100	1.0
					2,000.00	021000	1.0
Merlot	400.00	000100	19.4		4,500.00	017800	1.3
	500.00	000100	12.5	Wtd. Avg. Base & Total Tons	1,460.07		73.5
	550.00	021600	42.1				
	600.00	000100	84.7	Petite Sirah	600.00	000100	28.6
	650.00	017400	3.8		750.00	000100	5.6
	700.00	017400	47.5		750.00	017400	5.9
	750.00	021000	80.4		800.00	000100	15.8
	800.00	000100	17.2		800.00	021000	18.3
	800.00	017400	43.1		850.00	000100	22.6
	838.16	021545	34.6		851.02	000100	22.2
	850.00	000100	70.6		997.50	000100	44.2
	850.00	017400	19.8		1,000.00	000100	28.4
	850.00	021545	16.4		1,100.00	000100	16.8
	900.00	000100	289.9		1,100.00	024500	52.7
	900.00	017400	22.9		1,125.00	028510	26.5
	950.00	000100	56.8		1,200.00	000100	49.0
	950.00	021000	138.6		1,200.00	021000	94.1
	996.97	014100	155.4		1,200.00	028100	10.5
	1,000.00	000100	38.7		1,250.00	000100	7.5
	1,000.00	020800	34.2		1,300.00	000100	20.8
	1,000.00	021545	239.8		1,300.00	024500	36.7
	1,000.00	023100	37.5		1,350.00	000100	3.2
	1,000.00	028000	23.3		1,400.00	000100	84.4
	1,041.01	021545	27.9		1,400.00	024500	26.8
	1,050.00	000100	100.9		1,400.00	028510	44.9
	1,050.00	021000	6.5		1,425.00	000100	120.7
	1,050.00	021545	28.0		1,450.00	000100	1.0
	1,064.00	021000	8.3		1,450.00	028510	37.0
	1,070.00	026900	11.3		1,500.00	000100	107.1

TABLE 8: BASE PRICE PAID TO GROWERS FOR GRAPES CRUSHED AND DELIVERED TO CALIFORNIA PROCESSORS FROM THE 2009 CROP WITH BRIX FACTORS AND PURCHASED TONNAGE, BY TYPE, VARIETY, REPORTING DISTRICT WHERE GROWN, AND WEIGHTED AVERAGE BASE PRICE.

District, Type, and Variety	Base Price	Brix	Tons	District, Type, and Variety	Base Price	Brix	Tons
	Per Ton	Factors			Per Ton	Factors	
	Dollars	Code a/			Dollars	Code a/	
DISTRICT 1 (Cont'd)					2,800.00	017200	23.1
Petite Sirah (Cont'd)	1,500.00	011700	5.2		2,800.00	020800	3.4
	1,500.00	017400	2.2		2,900.00	000100	32.2
	1,500.00	021000	72.3		2,900.00	024800	33.5
	1,500.00	024500	2.6		2,921.25	000100	46.9
	1,516.22	000100	35.6		2,950.00	000100	20.3
	1,533.00	021000	12.5		2,977.48	000100	40.0
	1,565.50	000100	6.6		2,985.00	000100	8.5
	1,574.84	000100	12.5		3,000.00	000100	63.4
	1,590.75	000100	1.7		3,000.00	002300	10.6
	1,600.00	000100	83.1		3,000.00	024500	4.5
	1,600.00	002300	5.4		3,000.00	025400	4.6
	1,700.00	000100	62.6		3,000.00	028880	33.0
	1,700.00	028510	36.7		3,005.47	020800	18.3
	1,750.00	000100	3.2		3,039.65	000100	22.6
	1,800.00	017000	4.6		3,100.00	000100	8.1
	1,800.00	017800	4.8		3,150.00	000100	3.0
	1,850.00	000100	10.6		3,158.32	000100	28.6
	1,850.00	017400	0.9		3,200.00	000100	49.7
	1,868.50	000100	4.1		3,200.00	017200	59.7
	2,000.00	000100	7.4		3,300.00	000100	20.5
	2,200.00	028000	1.9		3,300.00	021500	4.9
	2,500.00	000100	24.9		3,350.00	017200	10.0
	2,500.00	025650	20.1		3,360.00	000100	12.4
	2,600.00	000100	7.7		3,387.10	000100	35.5
	2,600.00	025650	2.9		3,499.01	000100	35.5
	2,700.00	000100	3.1		3,500.00	000100	120.3
	2,800.00	000100	7.0		3,500.00	002300	6.7
	3,000.00	000100	20.1		3,500.00	016300	0.8
	3,200.00	000100	5.5		3,500.00	017400	6.1
Wtd. Avg. Base & Total Tons	1,433.11		1,399.1		3,500.00	021200	1.8
					3,500.00	021500	11.9
Pinot Noir	800.00	068300	88.9		3,500.00	024800	4.1
	1,000.00	000100	2.9		3,600.00	000100	11.3
	1,200.00	000100	52.8		3,650.00	000100	2.6
	1,200.00	017200	8.9		3,650.00	025400	6.9
	1,200.00	017400	1.9		3,698.00	022900	23.5
	1,300.00	000100	152.1		3,700.00	000100	64.7
	1,400.00	000100	92.0		3,700.00	017800	6.4
	1,499.91	000100	8.3		3,700.00	021000	1.1
	1,500.00	000100	136.1		3,723.16	000100	10.7
	1,500.00	021800	6.2		3,800.00	000100	25.9
	1,550.00	000100	35.6		3,880.00	020800	45.1
	1,600.00	000100	236.4		3,880.86	000100	15.6
	1,625.00	029300	9.3		3,979.83	024800	7.7
	1,800.00	000100	52.9		3,993.00	000100	2.7
	1,800.00	017200	5.0		4,000.00	000100	63.2
	1,890.14	009000	28.8		4,000.00	020800	15.8
	1,943.00	002300	8.8		4,000.00	021500	2.2
	1,967.96	000100	33.3		4,000.00	025300	2.7
	2,000.00	000100	94.2		4,095.00	000100	4.8
	2,000.00	029050	2.6		4,100.00	000100	29.5
	2,002.52	000100	10.3		4,200.00	000100	5.8
	2,100.00	000100	2.5		4,200.00	002300	2.0
	2,200.00	000100	86.9		4,200.00	021500	2.4
	2,200.00	021500	5.0		4,226.00	000100	11.3
	2,235.00	000100	36.0		4,233.70	000100	13.8
	2,300.00	000100	3.5		4,396.00	000100	23.1
	2,346.25	000100	12.9		4,438.70	000100	53.7
	2,348.00	014100	27.4		4,465.57	000100	13.1
	2,360.27	000100	37.8		4,500.00	000100	29.5
	2,400.00	000100	62.2		4,500.00	002300	6.6
	2,400.00	021000	23.6		4,600.00	000100	1.5
	2,415.00	000100	31.8		5,000.00	000100	17.8
	2,417.00	000100	13.7		5,000.00	025300	2.7
	2,483.00	000100	2.5		5,250.00	000100	25.9
	2,500.00	000100	18.1		5,645.98	000100	11.8
	2,600.00	000100	10.5		6,000.00	000100	18.6
	2,600.00	017300	124.8		7,090.34	000100	4.5
	2,600.00	021800	22.9	Wtd. Avg. Base & Total Tons	2,650.72		3,043.9
	2,700.00	000100	28.2				
	2,727.00	002300	17.6	Pinotage	1,698.06	000100	14.0
	2,800.00	000100	37.7		1,700.00	000100	8.6

TABLE 8: BASE PRICE PAID TO GROWERS FOR GRAPES CRUSHED AND DELIVERED TO CALIFORNIA PROCESSORS FROM THE 2009 CROP WITH BRIX FACTORS AND PURCHASED TONNAGE, BY TYPE, VARIETY, REPORTING DISTRICT WHERE GROWN, AND WEIGHTED AVERAGE BASE PRICE.

District, Type, and Variety	Base Price	Brix	Tons	District, Type, and Variety	Base Price	Brix	Tons
	Per Ton	Factors			Per Ton	Factors	
	Dollars	Code a/			Dollars	Code a/	
DISTRICT 1 (Cont'd)					1,800.00	025100	4.2
Wtd. Avg. Base & Total Tons	1,698.80		22.6		1,900.00	000100	4.7
Primitivo	1,000.00	000100	5.6		2,000.00	000100	17.0
	1,000.00	014100	6.4		2,000.00	002600	1.9
	1,300.00	011700	6.0		2,000.00	017200	10.2
	1,350.00	021000	6.3		2,100.00	000100	5.4
	1,446.46	014100	32.1		2,162.94	000100	14.3
	1,500.00	024500	5.4		2,200.00	000100	26.1
	1,560.00	000100	16.2		2,200.00	025400	15.2
	1,600.00	000100	3.0		2,300.00	025650	35.6
	1,800.00	000100	24.4		2,400.00	000100	10.3
Wtd. Avg. Base & Total Tons	1,487.94		105.4		2,500.00	000100	13.3
Sangiovese *	800.00	000100	7.6		2,600.00	021500	1.9
	1,000.00	000100	55.9		2,700.00	000100	2.3
	1,000.00	021000	14.5		2,700.00	016300	3.3
	1,100.00	000100	5.9		2,800.00	000100	5.6
	1,200.00	000100	57.9		3,000.00	000100	7.3
	1,437.08	000100	4.3		3,150.00	016300	4.8
	1,437.08	011800	2.0		3,250.04	000100	13.8
	1,500.00	021000	19.7		3,500.00	021200	2.0
	1,600.00	000100	13.8		3,750.00	000100	2.0
	1,635.34	014100	20.3		4,000.00	000100	2.0
	2,198.00	000100	27.3		4,208.91	000100	15.7
	2,400.00	000100	13.3		5,000.00	000100	21.3
	2,400.00	025100	2.4		5,000.00	002600	3.8
Wtd. Avg. Base & Total Tons	1,404.72		244.9	Wtd. Avg. Base & Total Tons	1,370.39		1,544.5
Souzao	1,500.00	021000	5.5	Tempranillo *	1,250.00	000100	2.4
Wtd. Avg. Base & Total Tons	1,500.00		5.5	Wtd. Avg. Base & Total Tons	1,250.00		2.4
Syrah *	200.00	021500	1.4	Tinta Barroca	1,250.00	000100	2.7
	300.00	000100	92.7	Wtd. Avg. Base & Total Tons	1,250.00		2.7
	300.00	013600	15.1	Tinta Cao	1,250.00	000100	2.0
	350.00	000100	15.1	Wtd. Avg. Base & Total Tons	1,250.00		2.0
	400.00	025400	3.0	Touriga Francesca	1,250.00	000100	1.7
	500.00	021200	24.7	Wtd. Avg. Base & Total Tons	1,250.00		1.7
	600.00	000100	60.6	Touriga Nacional *	1,250.00	000100	11.7
	700.00	000100	56.9	Wtd. Avg. Base & Total Tons	1,250.00		11.7
	700.00	021200	9.4	Zinfandel	380.95	000100	9.5
	800.00	000100	23.5		400.00	000100	29.8
	800.00	021200	8.3		500.00	000100	1.6
	850.00	000100	44.0		600.00	000100	134.6
	899.72	000100	32.0		600.00	021200	5.6
	910.00	000100	53.7		650.00	000100	23.5
	950.00	018280	105.8		800.00	000100	104.5
	1,000.00	000100	69.7		800.00	017900	13.8
	1,100.00	000100	19.9		850.00	000100	21.4
	1,100.00	018280	69.8		850.00	018340	70.2
	1,100.00	021000	32.9		900.00	000100	19.1
	1,184.47	000100	14.7		900.00	017900	36.3
	1,200.00	000100	5.7		900.00	018340	55.6
	1,200.00	021000	1.8		927.56	000100	39.4
	1,200.00	024500	86.1		1,000.00	000100	42.4
	1,250.00	024500	11.9		1,000.00	017900	32.9
	1,400.00	000100	30.1		1,000.00	018340	22.2
	1,405.20	014100	24.9		1,050.00	000100	45.4
	1,425.00	000100	25.6		1,100.00	018340	42.3
	1,450.00	000100	18.5		1,150.00	000100	61.6
	1,500.00	000100	19.3		1,200.00	000100	389.6
	1,500.00	024500	11.5		1,200.00	017800	12.5
	1,577.00	021000	32.2		1,200.00	017900	47.3
	1,600.00	000100	7.0		1,200.00	018340	63.8
	1,600.00	017200	6.4		1,200.00	021000	23.3
	1,600.00	021000	3.1		1,200.00	024500	176.0
	1,660.50	000100	42.5		1,200.00	028100	10.7
	1,660.50	020800	109.9		1,225.00	000100	10.2
	1,700.00	000100	9.8		1,250.00	000100	40.2
	1,750.00	000100	44.8		1,250.00	021000	5.0
	1,762.00	000100	7.6		1,250.00	029300	1.3
	1,800.00	000100	12.1				
	1,800.00	017200	36.5				

TABLE 8: BASE PRICE PAID TO GROWERS FOR GRAPES CRUSHED AND DELIVERED TO CALIFORNIA PROCESSORS FROM THE 2009 CROP WITH BRIX FACTORS AND PURCHASED TONNAGE, BY TYPE, VARIETY, REPORTING DISTRICT WHERE GROWN, AND WEIGHTED AVERAGE BASE PRICE.

District, Type, and Variety	Base Price	Brix	Tons	District, Type, and Variety	Base Price	Brix	Tons
	Per Ton	Factors			Per Ton	Factors	
	Dollars	Code a/			Dollars	Code a/	
DISTRICT 1 (Cont'd)							
Zinfandel (Cont'd)	1,300.00	000100	415.1		1,184.00	000100	20.9
	1,300.00	021000	31.6		1,300.00	000100	78.2
	1,300.00	024500	100.0		1,371.00	000100	178.9
	1,344.10	014100	71.9		2,200.00	000100	1.8
	1,350.00	000100	107.0	Wtd. Avg. Base & Total Tons	1,140.96		639.1
	1,350.00	017400	2.8	Gewurztraminer	1,550.00	000100	71.2
	1,350.00	018340	23.0	Wtd. Avg. Base & Total Tons	1,550.00		71.2
	1,350.00	019100	4.1				
	1,350.00	024500	17.8	Muscat Blanc *	1,100.00	000100	123.3
	1,400.00	000100	237.0		1,300.00	000100	88.5
	1,400.00	024500	19.3		1,300.00	022700	19.3
	1,400.00	027100	18.3		1,371.00	000100	39.8
	1,400.00	028000	12.4		1,500.00	000100	2.7
	1,404.00	021000	12.5		1,600.00	000100	2.0
	1,405.00	018340	190.5		1,800.00	000100	23.1
	1,405.74	000100	2.0		2,000.00	000100	2.0
	1,414.00	000100	12.3	Wtd. Avg. Base & Total Tons	1,274.25		300.7
	1,421.40	018340	13.3				
	1,425.00	000100	14.1	Pinot Blanc	1,100.00	024500	2.8
	1,439.25	000100	68.8	Wtd. Avg. Base & Total Tons	1,100.00		2.8
	1,442.25	000100	48.1				
	1,450.00	000100	129.7	Pinot Gris *	1,000.00	000100	31.6
	1,500.00	000100	337.0		1,000.00	024500	8.1
	1,500.00	021000	15.6	Wtd. Avg. Base & Total Tons	1,000.00		39.7
	1,500.00	024500	16.9				
	1,590.00	000100	6.8	Sauvignon Blanc	350.00	000100	25.1
	1,600.00	000100	137.8		600.00	013600	24.0
	1,600.00	002300	8.5		650.00	015500	18.9
	1,600.00	017200	7.0		750.00	000100	47.8
	1,600.00	022600	5.9		800.00	000100	874.6
	1,600.00	024500	12.0		800.00	017000	9.4
	1,600.00	026900	17.0		825.00	015500	157.2
	1,668.29	000100	71.9		850.00	000100	44.3
	1,700.00	000100	83.6		850.00	008340	75.4
	1,750.00	000100	5.7		875.00	008340	148.7
	1,750.00	028000	22.8		900.00	000100	952.2
	1,800.00	000100	6.5		900.00	013400	70.5
	1,800.00	021000	80.6		900.00	013500	184.0
	1,800.00	024300	2.7		900.00	013600	246.4
	1,800.00	027100	2.9		900.00	020800	923.4
	1,800.00	030400	2.7		917.48	008340	143.5
	1,850.00	002300	28.2		925.00	000100	96.7
	1,900.00	000100	54.2		950.00	000100	57.4
	1,900.00	017200	2.1		950.00	013500	125.4
	2,000.00	000100	17.4		950.00	017400	136.3
	2,000.00	021000	46.3		950.00	024500	19.2
	2,000.00	024500	14.3		975.00	000100	40.9
	2,100.00	025650	11.4		975.00	020800	72.7
	2,200.00	024500	5.1		1,000.00	000100	212.4
	2,200.00	029300	34.2		1,000.00	008340	102.8
	2,500.00	000100	60.2		1,000.00	011300	2.0
	2,500.00	021200	12.1		1,000.00	017800	12.1
	2,500.00	024500	3.6		1,000.00	019000	26.1
	2,500.00	025400	30.5		1,016.65	000100	3.9
	2,550.00	027305	12.1		1,050.00	000100	142.9
	2,600.00	002600	5.1		1,078.00	000100	44.1
	2,600.00	025650	10.1		1,100.00	000100	25.8
	2,839.00	029200	19.6		1,150.00	000100	400.6
	3,000.00	000100	20.0		1,200.00	000100	458.0
Wtd. Avg. Base & Total Tons	1,365.45		4,373.6		1,200.00	015700	26.9
					1,216.25	013100	9.6
Other Red b/	1,800.00	014100	1.0		1,250.00	000100	13.9
Wtd. Avg. Base & Total Tons	1,800.00		1.0		1,250.00	008340	48.1
					1,500.00	000100	2.2
					1,600.00	000100	14.5
					1,600.00	017800	14.8
DISTRICT 2					2,000.00	000100	1.0
WINE GRAPES (WHITE)					2,200.00	000100	6.9
Chardonnay *	600.00	000100	12.0	Wtd. Avg. Base & Total Tons	942.93		6,062.6
	900.00	000100	85.2				
	900.00	020470	63.8				
	1,000.00	020470	50.8	Sauvignon Musque	900.00	000100	11.4
	1,000.00	020800	8.0		1,150.00	000100	11.3
	1,100.00	020900	139.5				

TABLE 8: BASE PRICE PAID TO GROWERS FOR GRAPES CRUSHED AND DELIVERED TO CALIFORNIA PROCESSORS FROM THE 2009 CROP WITH BRIX FACTORS AND PURCHASED TONNAGE, BY TYPE, VARIETY, REPORTING DISTRICT WHERE GROWN, AND WEIGHTED AVERAGE BASE PRICE.

District, Type, and Variety	Base Price	Brix	Tons	District, Type, and Variety	Base Price	Brix	Tons
	Per Ton	Factors			Per Ton	Factors	
	Dollars	Code a/			Dollars	Code a/	
DISTRICT 2 (Cont'd)							
Wtd. Avg. Base & Total Tons	1,024.45		22.7		1,250.00	000100	29.3
					1,250.00	015145	25.2
					1,300.00	000100	696.7
Semillon	950.00	024500	3.1		1,300.00	015145	109.7
	1,440.00	021000	3.8		1,300.00	017400	283.2
	1,600.00	000100	2.0		1,300.00	020800	212.3
Wtd. Avg. Base & Total Tons	1,305.28		8.9		1,300.00	021500	84.0
					1,325.00	015145	839.0
Viognier	500.00	000100	36.0		1,350.00	000100	83.8
	1,000.00	000100	24.9		1,400.00	000100	529.2
	1,000.00	027800	2.0		1,400.00	070740	116.7
	1,300.00	000100	6.4		1,400.77	000100	80.1
	1,371.00	000100	30.3		1,425.00	000100	151.5
	1,525.00	027800	5.0		1,435.31	027600	690.7
	1,575.00	027800	2.5		1,436.38	000100	211.6
	1,625.00	000100	8.4		1,436.38	017400	198.1
Wtd. Avg. Base & Total Tons	1,038.73		115.5		1,440.00	000100	79.7
					1,450.00	017400	412.4
White Riesling *	500.00	000100	11.2		1,450.00	028000	12.1
	1,000.00	000100	0.3		1,475.00	027800	10.3
	1,100.00	020600	38.3		1,500.00	000100	199.1
	1,200.00	000100	7.5		1,508.19	000100	108.2
	1,300.00	000100	120.2		1,540.00	000100	122.5
	1,300.00	015500	16.9		1,550.00	000100	150.7
	1,500.00	000100	11.1		1,600.00	022820	52.0
	2,000.00	000100	3.0		1,600.00	027800	15.9
Wtd. Avg. Base & Total Tons	1,236.98		208.5		1,650.00	000100	20.9
					1,750.00	000100	52.2
Other White b/	1,025.00	015300	7.2		1,750.00	021800	815.1
Wtd. Avg. Base & Total Tons	1,025.00		7.2		1,750.00	028000	22.4
					1,800.00	000100	104.8
WINE GRAPES (RED)							
Barbera	1,000.00	024500	5.0		1,800.00	028845	22.6
	1,125.00	029300	11.6		1,850.00	000100	37.7
	1,200.00	000100	29.3		1,875.00	025600	92.0
	1,600.00	028100	6.3		1,900.00	000100	7.2
Wtd. Avg. Base & Total Tons	1,212.45		52.2		2,000.00	000100	48.7
					2,200.00	000100	96.0
					2,270.14	000100	52.9
Cabernet Franc	505.00	000100	17.0		2,498.45	000100	113.1
	750.00	027800	1.9		3,000.00	025400	0.8
	1,000.00	000100	1.0		4,500.00	000100	22.5
	1,000.00	017400	2.0	Wtd. Avg. Base & Total Tons	1,396.35		8,607.9
	1,150.00	000100	14.1				
	1,200.00	020800	17.0	Counoise	1,675.00	029300	4.9
	1,400.00	000100	17.9	Wtd. Avg. Base & Total Tons	1,675.00		4.9
	1,400.00	020800	21.9				
	1,450.00	027800	8.0	Grenache *	800.00	021200	4.6
	1,475.00	027800	18.5		1,000.00	000100	20.5
	1,500.00	027100	4.6		1,425.00	029300	12.9
	1,550.00	000100	10.2		1,800.00	000100	1.7
	1,600.00	000100	7.7		2,600.00	000100	2.9
	1,662.48	000100	9.4		2,600.00	021200	2.7
	1,675.00	017400	74.9	Wtd. Avg. Base & Total Tons	1,328.53		45.3
	1,700.00	070740	20.2				
	1,750.00	017400	23.7	Malbec	1,200.00	021500	22.4
	1,750.00	021800	68.7		1,300.00	000100	7.0
	1,850.00	025600	3.7		1,425.00	000100	6.2
	2,250.00	000100	8.4		1,500.00	000100	21.1
Wtd. Avg. Base & Total Tons	1,545.42		350.8		1,500.00	020800	5.1
					1,500.00	030645	32.2
Cabernet Sauvignon	400.00	015145	150.5		1,600.00	027100	5.7
	487.08	000100	3.2		1,625.00	027100	12.8
	505.00	000100	121.5		2,000.00	000100	16.6
	650.00	020800	27.5		2,409.64	000100	20.5
	800.00	000100	26.2		5,625.00	021000	4.9
	850.00	015145	64.0	Wtd. Avg. Base & Total Tons	1,763.72		154.5
	900.00	015145	79.1				
	1,000.00	000100	252.9	Mataro *	2,500.00	000100	4.2
	1,000.00	015145	275.2	Wtd. Avg. Base & Total Tons	2,500.00		4.2
	1,100.00	000100	41.7				
	1,100.00	015145	216.8	Merlot	400.00	000100	2.3
	1,100.00	025100	206.6		600.00	000100	60.0
	1,200.00	021500	129.8		600.00	017400	8.8

TABLE 8: BASE PRICE PAID TO GROWERS FOR GRAPES CRUSHED AND DELIVERED TO CALIFORNIA PROCESSORS FROM THE 2009 CROP WITH BRIX FACTORS AND PURCHASED TONNAGE, BY TYPE, VARIETY, REPORTING DISTRICT WHERE GROWN, AND WEIGHTED AVERAGE BASE PRICE.

District, Type, and Variety	Base Price	Brix	Tons	District, Type, and Variety	Base Price	Brix	Tons
	Per Ton	Factors			Per Ton	Factors	
	Dollars	Code a/			Dollars	Code a/	
DISTRICT 2 (Cont'd)							
Merlot (Cont'd)	700.00	020800	76.1	Syrah *	450.08	000100	478.8
	800.00	000100	76.9		500.00	024500	2.0
	850.00	000100	50.0		600.00	017000	37.0
	850.00	010520	44.4		725.00	021200	30.7
	891.87	000100	19.1		750.00	024800	5.9
	925.00	010520	38.0		800.00	021200	3.7
	1,000.00	000100	4.0		900.00	023790	58.8
	1,100.00	010520	51.6		1,000.00	000100	102.0
	1,200.00	000100	109.7		1,000.00	023790	47.4
	1,400.00	000100	10.0		1,000.00	027800	15.1
	1,450.00	027800	19.4		1,200.00	017400	1.5
	1,700.00	000100	22.4		1,200.00	020800	20.1
	1,800.00	000100	6.8		1,400.00	027800	23.4
	2,200.00	028840	27.5		1,425.00	027800	17.7
	Wtd. Avg. Base & Total Tons	1,012.38			627.0	1,475.00	027800
Nebbiolo	1,000.00	020800	4.5	1,500.00	000100	8.1	
	1,350.00	017400	0.9	1,500.00	019000	3.0	
	2,000.00	000100	1.8	1,600.00	000100	31.5	
Wtd. Avg. Base & Total Tons	1,293.75		7.2	1,615.00	029300	12.4	
Petit Verdot	1,000.00	000100	7.4	1,650.00	025600	9.0	
	1,400.00	000100	27.7	1,700.00	017800	22.7	
	1,500.00	000100	31.8	1,800.00	000100	1.7	
	1,500.00	027800	4.2	1,875.00	027800	11.3	
	1,550.00	020800	15.1	1,875.00	029200	20.3	
	1,689.67	000100	15.9	1,924.90	000100	39.4	
	1,700.00	070652	20.7	2,300.00	021800	119.9	
	1,875.00	025600	3.2	2,315.00	000100	11.2	
	2,000.00	000100	11.0	2,500.00	000100	5.2	
	2,226.56	000100	3.8	2,500.00	021200	1.0	
	Wtd. Avg. Base & Total Tons	1,577.43		140.8	Wtd. Avg. Base & Total Tons	1,024.56	1,148.1
Petite Sirah	1,000.00	000100	145.6	Tempranillo *	1,000.00	000100	24.6
	1,125.00	028830	10.9	1,000.00	017400	2.0	
	1,200.00	000100	8.0	1,600.00	027100	3.0	
	1,250.00	000100	2.0	2,500.00	000100	12.8	
	1,250.00	017400	2.0	2,500.00	025300	3.9	
	1,300.00	000100	177.1	2,750.00	000100	2.7	
	1,300.00	020800	3.2	Wtd. Avg. Base & Total Tons	1,644.39	49.0	
	1,400.00	000100	49.0	Tinta Madeira	1,200.00	000100	3.9
	1,400.00	025400	1.2	Wtd. Avg. Base & Total Tons	1,200.00	3.9	
	1,425.00	000100	20.8	Trousseau *	1,700.00	000100	1.0
1,425.00	028840	13.3	Wtd. Avg. Base & Total Tons	1,700.00	1.0		
1,465.00	000100	11.4	Zinfandel	400.00	000100	43.6	
1,475.00	000100	22.8		450.00	020800	145.9	
1,480.00	017400	175.3		469.07	000100	268.7	
1,488.00	024500	24.4		500.00	007200	102.2	
1,488.19	025400	17.7		550.00	007200	59.5	
1,500.00	000100	24.8		1,000.00	000100	135.7	
1,511.30	017200	46.9		1,000.00	070652	84.6	
1,525.00	027800	9.3		1,050.00	000100	9.3	
1,600.00	070740	117.8		1,100.00	000100	20.5	
1,747.49	017000	30.0		1,200.00	000100	80.8	
1,800.00	000100	17.3		1,250.00	000100	4.0	
2,000.00	000100	15.1		1,274.39	025400	38.7	
2,200.00	000100	15.2		1,280.00	000100	50.9	
2,200.00	025650	15.9		1,400.00	000100	18.2	
2,300.00	018000	8.0		1,425.00	027800	29.9	
2,500.00	021800	21.1	1,475.00	025100	15.7		
Wtd. Avg. Base & Total Tons	1,453.36		1,006.1	1,500.00	000100	126.1	
Pinot Noir	1,425.00	027800	50.3	1,500.00	018000	3.1	
	3,481.24	000100	113.3	1,650.00	021800	23.7	
	4,500.00	025400	5.2	1,688.17	020800	27.1	
Wtd. Avg. Base & Total Tons	2,899.89		168.8	1,800.00	000100	15.0	
Primitivo	1,200.00	000100	23.9	1,900.00	024800	12.6	
	2,500.00	021800	24.8	2,000.00	000100	54.4	
	2,700.00	000100	8.9	2,000.00	013600	0.4	
	3,222.00	000100	15.7	2,205.45	000100	55.9	
	Wtd. Avg. Base & Total Tons	2,255.05		73.3	2,450.00	027800	16.9
				2,500.00	021800	71.0	

TABLE 8: BASE PRICE PAID TO GROWERS FOR GRAPES CRUSHED AND DELIVERED TO CALIFORNIA PROCESSORS FROM THE 2009 CROP WITH BRIX FACTORS AND PURCHASED TONNAGE, BY TYPE, VARIETY, REPORTING DISTRICT WHERE GROWN, AND WEIGHTED AVERAGE BASE PRICE.

District, Type, and Variety	Base Price	Brix	Tons	District, Type, and Variety	Base Price	Brix	Tons
	Per Ton	Factors			Per Ton	Factors	
	Dollars	Code a/			Dollars	Code a/	
DISTRICT 2 (Cont'd)					1,550.00	013890	73.9
Zinfandel (Cont'd)	2,512.54	000100	24.4		1,550.00	024500	32.4
	3,222.00	000100	70.3		1,557.00	013890	15.2
Wtd. Avg. Base & Total Tons	1,194.73		1,609.1		1,575.00	000100	15.2
					1,600.00	000100	460.4
Other Red b/	2,000.00	000100	0.2		1,600.00	013890	411.0
Wtd. Avg. Base & Total Tons	2,000.00		0.2		1,600.00	017100	30.9
					1,600.00	021200	150.7
					1,600.00	021800	8.9
					1,600.00	024500	9.2
DISTRICT 3					1,602.00	017400	5.0
WINE GRAPES (WHITE)					1,625.00	013890	124.9
Arneis	1,799.22	000100	23.2		1,645.00	000100	14.4
	1,892.91	009500	42.3		1,646.50	000100	23.5
Wtd. Avg. Base & Total Tons	1,859.73		65.5		1,648.91	013890	14.6
					1,650.00	000100	71.8
Chardonnay *	100.00	000100	25.2		1,650.00	013890	72.8
	250.00	000100	131.1		1,650.00	017400	10.2
	300.00	000100	24.9		1,650.00	019100	1,643.3
	300.00	021200	39.5		1,650.00	019200	139.4
	300.00	021800	66.2		1,653.75	013890	66.5
	300.00	024500	134.8		1,674.00	000100	97.9
	350.00	000100	22.3		1,675.00	000100	36.1
	399.11	000100	25.8		1,680.00	013890	56.4
	450.00	017600	64.2		1,684.63	000100	6.7
	465.00	013890	4.3		1,700.00	000100	176.7
	500.00	000100	78.7		1,700.00	013400	3.3
	500.00	021800	5.3		1,700.00	013890	729.5
	500.00	024500	35.6		1,700.00	020800	21.2
	500.00	068300	103.9		1,702.00	000100	10.6
	700.00	000100	37.2		1,712.97	000100	792.1
	707.21	000100	21.2		1,720.50	000100	47.2
	800.00	000100	23.6		1,724.98	000100	153.6
	800.00	021000	1.8		1,725.00	001700	8.5
	858.84	000100	25.2		1,725.00	013890	297.8
	900.00	000100	4.3		1,725.00	019100	127.4
	950.00	000100	20.4		1,728.00	000100	77.9
	1,000.00	000100	93.1		1,732.50	013890	120.8
	1,000.00	013600	3.1		1,750.00	000100	168.7
	1,000.00	021800	28.9		1,750.00	013890	260.3
	1,000.00	024500	15.8		1,750.00	019100	62.0
	1,000.00	053000	13.8		1,750.00	020800	5.8
	1,000.00	068300	148.3		1,750.00	021000	78.0
	1,008.36	021800	4.5		1,750.00	024500	44.6
	1,008.42	021800	3.1		1,758.00	020800	439.8
	1,100.00	000100	241.8		1,758.00	024500	558.7
	1,150.00	055950	375.0		1,771.00	017600	1.3
	1,180.00	013890	13.9		1,784.99	000100	32.4
	1,200.00	000100	5.3		1,800.00	000100	625.2
	1,200.00	011100	0.5		1,800.00	007600	173.7
	1,200.00	019100	171.8		1,800.00	013400	40.3
	1,200.00	021000	6.0		1,800.00	013800	15.0
	1,200.00	021200	5.3		1,800.00	013890	700.0
	1,220.00	013890	27.8		1,800.00	019100	107.3
	1,250.00	013890	15.9		1,800.00	024500	255.9
	1,256.25	013890	12.6		1,800.00	027800	45.4
	1,285.00	019100	315.1		1,811.25	013890	84.4
	1,300.00	013890	87.9		1,820.00	000100	62.3
	1,350.00	013890	685.7		1,832.62	024500	62.0
	1,400.00	000100	31.4		1,836.00	000100	306.6
	1,400.00	013890	511.9		1,836.00	009700	5.8
	1,400.00	017600	84.7		1,848.00	013890	323.0
	1,405.28	000100	1,105.4		1,848.88	021000	5.8
	1,433.25	013890	55.2		1,850.00	000100	370.8
	1,450.00	019100	517.1		1,850.00	013890	565.4
	1,500.00	000100	126.9		1,850.00	019000	767.7
	1,500.00	011700	21.7		1,850.00	019100	23.3
	1,500.00	013400	2.5		1,850.00	020800	25.0
	1,500.00	013600	2.0		1,850.00	024500	124.6
	1,500.00	013890	178.7		1,868.84	019100	24.7
	1,500.00	017400	25.0		1,869.00	000100	76.5
	1,500.00	021800	1.9		1,870.00	000100	2.0
	1,510.14	000100	819.1		1,875.00	000100	75.7
	1,543.16	000100	32.7				
	1,546.00	000100	46.1				

TABLE 8: BASE PRICE PAID TO GROWERS FOR GRAPES CRUSHED AND DELIVERED TO CALIFORNIA PROCESSORS FROM THE 2009 CROP WITH BRIX FACTORS AND PURCHASED TONNAGE, BY TYPE, VARIETY, REPORTING DISTRICT WHERE GROWN, AND WEIGHTED AVERAGE BASE PRICE.

District, Type, and Variety	Base Price	Brix	Tons	District, Type, and Variety	Base Price	Brix	Tons
	Per Ton	Factors			Per Ton	Factors	
	Dollars	Code a/			Dollars	Code a/	
DISTRICT 3 (Cont'd)					2,055.00	000100	10.9
Chardonnay * (Cont'd)	1,875.00	024500	35.7		2,063.05	009000	30.2
	1,875.84	000100	15.0		2,075.00	000100	100.2
	1,889.32	000100	122.8		2,075.00	013890	265.6
	1,890.00	000100	403.6		2,075.00	024500	1,109.6
	1,900.00	000100	354.9		2,080.00	000100	72.6
	1,900.00	009000	17.8		2,083.73	000100	52.6
	1,900.00	013890	328.0		2,094.75	000100	117.0
	1,900.00	019000	275.2		2,100.00	000100	1,407.8
	1,900.00	019200	145.5		2,100.00	013890	322.4
	1,900.00	019500	9.0		2,100.00	017200	23.3
	1,900.00	021000	14.6		2,100.00	017300	29.2
	1,900.00	021500	21.6		2,100.00	019200	19.8
	1,900.00	024300	119.8		2,100.00	019300	86.4
	1,900.00	024500	734.0		2,100.00	019500	81.2
	1,905.00	013890	44.0		2,100.00	020600	20.2
	1,906.83	000100	53.5		2,100.00	020800	10.0
	1,925.00	000100	95.2		2,100.00	021000	8.1
	1,925.00	013890	21.8		2,100.00	021600	172.3
	1,925.00	020800	165.6		2,100.00	024300	21.2
	1,925.00	021000	45.2		2,100.00	024500	168.5
	1,927.32	019000	24.0		2,100.00	025100	19.8
	1,938.00	000100	144.1		2,100.00	026700	14.7
	1,940.40	013890	33.2		2,108.13	000100	291.6
	1,941.32	013890	20.9		2,108.13	013700	138.9
	1,950.00	013890	158.0		2,108.13	013890	154.5
	1,950.00	019200	31.8		2,108.13	017200	228.4
	1,950.00	019500	98.4		2,108.13	017300	67.8
	1,950.00	020800	234.7		2,108.13	019500	100.7
	1,950.00	021000	32.9		2,108.13	021200	98.5
	1,950.00	023100	325.7		2,111.81	013890	52.4
	1,950.00	024500	419.8		2,116.88	021800	53.1
	1,950.00	028000	22.0		2,117.34	009000	53.6
	1,960.00	000100	151.6		2,117.68	000100	17.9
	1,976.00	017200	257.0		2,139.39	000100	22.7
	2,000.00	000100	857.2		2,140.00	017400	80.5
	2,000.00	013800	80.0		2,150.00	000100	367.4
	2,000.00	013890	294.6		2,150.00	013890	305.6
	2,000.00	017000	2.5		2,150.00	021000	10.2
	2,000.00	017400	2.5		2,150.00	024500	247.2
	2,000.00	017600	4.1		2,152.50	000100	37.9
	2,000.00	017800	26.8		2,155.06	019200	140.0
	2,000.00	019400	22.6		2,158.00	000100	192.7
	2,000.00	021000	57.3		2,162.00	000100	18.3
	2,000.00	021200	37.5		2,170.00	013600	16.2
	2,000.00	021800	20.2		2,175.97	013890	569.3
	2,000.00	024500	353.9		2,179.00	000100	31.9
	2,006.00	013890	99.2		2,186.00	000100	66.1
	2,006.53	000100	164.4		2,193.50	017500	21.7
	2,006.83	000100	1.1		2,200.00	000100	1,703.9
	2,007.54	000100	1,729.1		2,200.00	013800	8.2
	2,007.54	013600	12.5		2,200.00	013890	85.9
	2,007.54	017300	158.0		2,200.00	019500	428.9
	2,007.54	017400	282.0		2,200.00	021000	8.5
	2,007.54	020800	67.3		2,200.00	024500	50.2
	2,007.54	024500	110.0		2,205.00	000100	113.7
	2,007.74	000100	153.7		2,205.00	013890	121.8
	2,007.74	013890	22.8		2,208.51	000100	128.3
	2,007.74	017400	32.1		2,208.51	013890	177.8
	2,007.74	019500	50.2		2,217.34	021800	75.3
	2,008.00	000100	15.7		2,218.17	000100	40.5
	2,015.00	000100	18.6		2,218.17	021200	20.3
	2,016.52	000100	252.0		2,218.17	024500	20.5
	2,016.71	021800	50.8		2,218.38	013890	103.3
	2,016.84	000100	194.4		2,218.52	000100	41.9
	2,016.84	013800	44.3		2,220.00	000100	23.2
	2,017.00	000100	175.0		2,225.00	000100	22.3
	2,017.03	000100	44.7		2,242.61	000100	9.9
	2,020.74	000100	45.4		2,243.05	017400	67.1
	2,027.62	000100	124.5		2,247.85	000100	629.9
	2,050.00	000100	220.5		2,250.00	000100	147.4
	2,050.00	024500	158.9		2,250.00	020700	3.8
	2,053.57	000100	13.2		2,250.00	021000	5.5

TABLE 8: BASE PRICE PAID TO GROWERS FOR GRAPES CRUSHED AND DELIVERED TO CALIFORNIA PROCESSORS FROM THE 2009 CROP WITH BRIX FACTORS AND PURCHASED TONNAGE, BY TYPE, VARIETY, REPORTING DISTRICT WHERE GROWN, AND WEIGHTED AVERAGE BASE PRICE.

District, Type, and Variety	Base Price	Brix	Tons	District, Type, and Variety	Base Price	Brix	Tons
	Per Ton	Factors			Per Ton	Factors	
	Dollars	Code a/			Dollars	Code a/	
DISTRICT 3 (Cont'd)					2,670.00	000100	21.4
Chardonnay * (Cont'd)	2,253.60	000100	592.6		2,700.00	000100	40.5
	2,257.37	000100	21.9		2,700.00	024500	22.0
	2,295.79	000100	51.1		2,702.71	017400	3.7
	2,300.00	000100	854.6		2,722.00	000100	72.1
	2,300.00	013800	14.8		2,725.00	000100	0.6
	2,300.00	013890	165.6		2,750.00	000100	88.4
	2,300.00	017500	79.2		2,756.25	000100	40.4
	2,300.00	019100	218.3		2,756.25	019200	55.6
	2,300.00	019300	74.6		2,800.00	000100	49.4
	2,300.00	020800	34.6		2,800.00	013800	67.0
	2,300.00	024300	85.5		2,800.00	014100	6.8
	2,308.67	000100	8.2		2,800.00	021000	0.7
	2,308.90	000100	16.5		2,809.00	000100	24.2
	2,308.90	017200	375.8		2,809.58	000100	7.1
	2,308.90	017300	745.2		2,824.94	000100	7.7
	2,308.90	024500	41.5		2,840.00	000100	14.6
	2,309.00	000100	3.2		2,850.00	000100	4.8
	2,310.00	000100	14.3		2,880.93	017200	13.4
	2,313.47	000100	70.3		2,887.50	000100	31.6
	2,315.25	000100	38.3		2,940.00	000100	10.7
	2,315.79	000100	18.3		2,950.00	000100	4.6
	2,319.00	000100	13.7		2,950.00	021000	2.4
	2,319.22	013890	23.6		2,950.00	021200	10.3
	2,319.92	021200	37.3		2,952.00	000100	10.5
	2,329.00	000100	16.9		2,959.00	000100	35.9
	2,334.50	000100	54.9		3,000.00	000100	221.5
	2,350.00	000100	216.2		3,000.00	002200	20.4
	2,360.57	000100	47.6		3,000.00	014100	5.6
	2,375.00	021000	11.1		3,000.00	017800	15.8
	2,375.00	027100	6.6		3,000.00	019100	1.9
	2,395.55	000100	6.8		3,000.00	020800	47.9
	2,400.00	000100	248.1		3,000.00	021200	5.4
	2,400.00	013400	1.5		3,000.00	021800	13.4
	2,400.00	013800	96.8		3,000.00	023000	22.6
	2,400.00	013890	34.8		3,100.00	000100	2.0
	2,400.00	017400	9.6		3,111.31	000100	3.7
	2,400.00	022700	62.5		3,120.00	000100	18.1
	2,400.00	024500	118.7		3,200.00	000100	56.9
	2,400.00	024800	4.1		3,200.00	021000	4.0
	2,416.55	021800	8.0		3,200.00	023000	2.7
	2,418.86	000100	5.0		3,245.00	017800	42.0
	2,420.40	000100	5.1		3,250.00	000100	6.3
	2,423.91	000100	52.2		3,256.26	000100	12.5
	2,425.50	000100	6.5		3,278.00	000100	18.4
	2,438.20	017400	29.5		3,300.00	000100	10.3
	2,442.55	000100	45.2		3,334.00	000100	49.0
	2,448.12	000100	11.8		3,368.00	024500	41.8
	2,450.00	013890	24.1		3,414.25	000100	22.6
	2,460.00	000100	18.9		3,500.00	000100	145.9
	2,500.00	000100	565.7		3,500.00	002200	4.8
	2,500.00	013700	3.1		3,500.00	013400	1.8
	2,500.00	013800	154.0		3,531.82	000100	2.2
	2,500.00	013890	70.7		3,570.00	000100	12.5
	2,500.00	017300	200.0		3,600.00	000100	19.9
	2,500.00	019500	140.0		3,602.00	000100	9.7
	2,500.00	024500	10.7		3,650.00	009000	25.1
	2,521.05	017400	74.6		3,677.00	000100	12.6
	2,524.00	000100	30.7		3,711.00	017600	5.4
	2,567.91	000100	19.8		3,713.00	000100	7.5
	2,600.00	000100	76.3		3,713.15	000100	11.3
	2,600.00	021200	9.5		3,750.00	000100	7.5
	2,600.00	024300	19.6		3,781.50	000100	5.8
	2,600.00	024500	4.6		3,797.91	000100	23.8
	2,600.00	026500	20.3		3,800.00	021000	1.0
	2,604.66	000100	13.6		3,800.00	023000	12.1
	2,625.00	000100	58.9		3,829.94	021800	12.0
	2,630.65	000100	6.4		3,850.00	000100	6.0
	2,635.11	000100	14.7		3,995.00	022900	20.0
	2,643.08	000100	181.4		4,000.00	000100	98.7
	2,650.00	000100	29.1		4,000.00	021200	1.0
	2,656.78	000100	166.0		4,000.00	021800	2.1
	2,657.26	002200	6.2		4,000.00	023000	40.9

TABLE 8: BASE PRICE PAID TO GROWERS FOR GRAPES CRUSHED AND DELIVERED TO CALIFORNIA PROCESSORS FROM THE 2009 CROP WITH BRIX FACTORS AND PURCHASED TONNAGE, BY TYPE, VARIETY, REPORTING DISTRICT WHERE GROWN, AND WEIGHTED AVERAGE BASE PRICE.

District, Type, and Variety	Base Price	Brix	Tons	District, Type, and Variety	Base Price	Brix	Tons
	Per Ton	Factors			Per Ton	Factors	
	Dollars	Code a/			Dollars	Code a/	
DISTRICT 3 (Cont'd)							
Chardonnay * (Cont'd)	4,100.00	000100	7.5	Melon	1,998.64	017200	12.6
	4,117.30	000100	17.6	Wtd. Avg. Base & Total Tons	1,998.64		12.6
	4,200.00	000100	3.2				
	4,267.13	000100	20.6	Muscat Blanc *	1,200.00	000100	0.7
	4,278.00	000100	15.8		1,850.00	000100	9.6
	4,300.00	017200	85.1		2,000.00	000100	19.7
	4,307.00	000100	17.6		2,250.00	000100	3.7
	4,500.00	000100	10.4		2,500.00	017800	1.9
	4,500.00	021800	8.4		3,500.00	000100	0.7
	4,575.40	000100	1.9	Wtd. Avg. Base & Total Tons	2,025.48		36.3
	4,668.67	000100	3.6				
	4,700.00	000100	10.8	Muscat of Alexandria	1,121.00	021200	9.6
	4,700.00	013600	1.8		3,500.00	000100	2.3
	4,700.00	021000	4.3	Wtd. Avg. Base & Total Tons	1,580.81		11.9
	4,700.00	021800	2.5				
	4,700.00	023000	30.6	Palomino *	1,300.00	010900	2.1
	4,704.00	000100	18.2	Wtd. Avg. Base & Total Tons	1,300.00		2.1
	4,804.16	024500	6.0				
	5,000.00	000100	44.5	Pinot Blanc	1,650.00	016800	108.0
	5,000.00	023000	12.7		1,711.00	000100	6.8
	5,350.00	000100	12.2		1,737.95	000100	31.9
	5,500.00	000100	33.6		1,800.00	000100	0.8
	5,500.00	013800	32.9		1,900.00	021800	5.3
	5,525.00	000100	15.6		1,950.00	000100	15.5
	5,542.00	021000	7.1		1,998.64	017200	21.1
	6,500.00	021000	20.1		2,000.00	000100	2.3
	6,654.00	021000	11.4	Wtd. Avg. Base & Total Tons	1,741.17		191.7
	8,582.00	021000	6.3				
Wtd. Avg. Base & Total Tons	1,978.19		50,834.7	Pinot Gris *	900.00	000100	33.7
					972.50	013400	4.0
Chenin Blanc	525.00	007600	57.7		1,100.00	000100	5.0
	833.00	000100	15.6		1,200.00	010660	132.6
Wtd. Avg. Base & Total Tons	590.55		73.3		1,250.00	000100	118.8
					1,400.00	000100	4.9
French Colombard	500.00	021800	5.1		1,450.00	017400	18.3
	525.00	007600	222.7		1,500.00	000100	16.0
Wtd. Avg. Base & Total Tons	524.44		227.8		1,600.00	000100	41.3
					1,650.00	013600	18.3
Gewurztraminer	500.00	021800	1.5		1,700.00	000100	18.7
	1,153.00	020600	6.3		1,790.22	000100	9.2
	1,450.00	000100	1.6		1,798.16	000100	39.2
	1,500.00	017200	30.0		1,800.00	000100	3.0
	1,500.00	019100	18.6		1,826.45	000100	2.2
	1,500.00	021800	0.2		1,865.00	000100	7.1
	1,600.00	000100	3.3		1,900.00	013100	1.6
	1,600.00	001700	3.6		1,900.00	017000	32.6
	1,610.84	000100	9.4		1,900.00	017500	15.0
	1,610.84	020600	19.0		1,945.49	000100	41.1
	1,615.00	000100	30.4		1,950.00	000100	75.3
	1,617.10	000100	21.0		1,961.94	000100	169.7
	1,650.00	000100	5.7		2,000.00	000100	105.7
	1,750.00	021800	1.6		2,000.00	020800	5.8
	1,800.00	000100	11.2		2,033.00	017400	15.6
	1,963.00	000100	1.1		2,050.00	019100	30.3
	2,000.00	000100	14.6		2,050.00	022700	113.6
	2,100.00	020800	4.0		2,100.00	019100	34.2
	2,250.00	013800	1.8		2,100.00	024500	6.1
	2,700.00	000100	3.5		2,113.18	000100	2.8
Wtd. Avg. Base & Total Tons	1,640.13		188.4		2,140.04	000100	32.1
					2,140.04	017300	2.7
Grenache Blanc	2,500.00	000100	2.0		2,319.37	013600	24.8
Wtd. Avg. Base & Total Tons	2,500.00		2.0		2,521.05	013600	17.0
				Wtd. Avg. Base & Total Tons	1,761.45		1,198.3
Malvasia Bianca	1,850.00	000100	21.8				
Wtd. Avg. Base & Total Tons	1,850.00		21.8	Roussanne	1,000.00	000100	0.6
					2,000.00	000100	3.0
Marsanne	2,000.00	000100	11.0		2,055.00	009450	4.7
	2,180.00	027800	4.5		2,200.00	000100	2.3
	2,200.00	000100	1.4		2,200.00	017400	2.5
	2,250.00	000100	0.7		2,232.00	000100	15.7
	2,250.00	021000	1.2		2,250.00	000100	0.7
Wtd. Avg. Base & Total Tons	2,083.24		18.8		2,250.00	021000	4.8

TABLE 8: BASE PRICE PAID TO GROWERS FOR GRAPES CRUSHED AND DELIVERED TO CALIFORNIA PROCESSORS FROM THE 2009 CROP WITH BRIX FACTORS AND PURCHASED TONNAGE, BY TYPE, VARIETY, REPORTING DISTRICT WHERE GROWN, AND WEIGHTED AVERAGE BASE PRICE.

District, Type, and Variety	Base Price	Brix	Tons	District, Type, and Variety	Base Price	Brix	Tons
	Per Ton	Factors			Per Ton	Factors	
	Dollars	Code a/			Dollars	Code a/	
DISTRICT 3 (Cont'd)					1,525.00	000100	52.7
Roussanne (Cont'd)	2,519.77	024800	1.4		1,525.00	020800	26.0
	4,000.00	000100	1.6		1,527.95	000100	12.2
Wtd. Avg. Base & Total Tons	2,256.40		37.3		1,530.00	000100	1.1
					1,550.00	000100	480.2
Sauvignon Blanc	130.00	000100	3.5		1,550.00	010150	34.1
	600.00	000100	21.5		1,560.60	000100	10.5
	700.00	017200	21.4		1,580.67	013400	40.6
	700.00	021500	7.0		1,580.67	015700	62.3
	800.00	000100	0.5		1,600.00	000100	118.9
	800.00	024500	13.4		1,600.00	013100	4.5
	900.00	000100	37.7		1,600.00	017200	6.4
	900.00	017000	3.9		1,600.00	017400	11.2
	1,000.00	000100	70.1		1,600.00	020800	5.8
	1,000.00	019300	49.5		1,600.00	021000	14.6
	1,020.00	000100	22.6		1,625.00	000100	67.1
	1,051.07	009500	80.6		1,637.77	000100	210.7
	1,200.00	000100	14.8		1,639.12	000100	8.4
	1,200.00	009500	142.6		1,641.67	021200	56.4
	1,200.00	010150	63.4		1,650.00	000100	80.2
	1,200.00	015500	426.0		1,655.94	010150	113.0
	1,200.00	017000	4.6		1,661.99	000100	10.7
	1,200.00	021200	69.9		1,662.02	010150	122.0
	1,205.00	010150	27.3		1,665.00	000100	66.6
	1,300.00	000100	26.8		1,666.36	000100	24.3
	1,300.00	010150	85.7		1,677.00	000100	15.7
	1,300.00	015500	443.6		1,678.30	010150	35.0
	1,300.00	017000	15.9		1,700.00	000100	48.8
	1,300.00	025300	29.2		1,700.00	017400	4.5
	1,313.39	010150	280.4		1,700.00	021200	96.9
	1,352.50	010150	26.5		1,717.12	021200	14.7
	1,358.37	000100	1,094.5		1,731.21	000100	132.8
	1,366.00	010150	90.3		1,731.21	017200	76.0
	1,400.00	000100	3.3		1,737.57	010150	25.3
	1,400.00	010150	25.0		1,738.00	000100	14.2
	1,400.00	011400	8.1		1,739.49	000100	15.6
	1,400.00	015800	10.8		1,750.00	001700	15.3
	1,400.00	019100	15.7		1,785.00	000100	12.1
	1,414.42	010150	12.4		1,800.00	000100	18.0
	1,425.00	017200	95.9		1,800.00	016610	18.4
	1,435.50	009500	46.1		1,844.81	000100	19.7
	1,450.00	000100	68.4		1,848.00	001900	13.1
	1,450.00	010150	197.4		1,850.00	000100	14.8
	1,450.00	013400	155.9		1,881.70	000100	2.2
	1,450.00	015800	83.7		1,900.00	000100	25.0
	1,450.00	019000	231.8		1,932.23	010150	64.9
	1,457.34	000100	7.7		2,000.00	000100	115.3
	1,489.00	000100	75.6		2,000.00	017200	47.1
	1,490.00	000100	4.4		2,000.00	017400	3.3
	1,500.00	000100	179.3		2,000.00	021800	12.0
	1,500.00	010150	12.5		2,008.00	000100	6.7
	1,500.00	011600	9.4		2,080.00	000100	44.5
	1,500.00	015500	41.3		2,400.00	000100	4.0
	1,500.00	017200	5.0		2,400.00	017400	6.1
	1,500.00	017400	157.7		2,400.00	017800	7.5
	1,500.00	019000	33.2		2,438.49	000100	9.5
	1,500.00	021200	10.8		2,600.00	000100	26.8
	1,500.00	024500	3.6		2,700.00	000100	15.7
	1,500.00	030950	4.8		3,000.00	000100	11.9
	1,505.36	000100	2.6		3,822.00	000100	4.8
	1,505.36	010150	73.8	Wtd. Avg. Base & Total Tons	1,470.06		8,103.8
	1,505.36	013600	16.1				
	1,505.36	019000	7.0	Sauvignon Musque	1,450.00	000100	7.4
	1,505.40	000100	80.7		1,530.00	000100	33.9
	1,505.40	010150	104.2		1,676.95	009500	23.2
	1,505.40	013400	173.5		1,703.77	000100	2.8
	1,510.00	000100	21.0		1,703.77	017200	50.4
	1,510.90	000100	136.9		2,000.00	000100	4.0
	1,510.90	009500	81.3		2,400.00	000100	3.1
	1,510.90	017200	9.8		3,571.00	000100	3.6
	1,510.93	000100	21.6	Wtd. Avg. Base & Total Tons	1,716.81		128.4
	1,511.00	000100	49.4				
	1,511.00	017200	14.2	Sauvignon Vert *	2,600.00	000100	0.3

TABLE 8: BASE PRICE PAID TO GROWERS FOR GRAPES CRUSHED AND DELIVERED TO CALIFORNIA PROCESSORS FROM THE 2009 CROP WITH BRIX FACTORS AND PURCHASED TONNAGE, BY TYPE, VARIETY, REPORTING DISTRICT WHERE GROWN, AND WEIGHTED AVERAGE BASE PRICE.

District, Type, and Variety	Base Price	Brix	Tons	District, Type, and Variety	Base Price	Brix	Tons
	Per Ton	Factors			Per Ton	Factors	
	Dollars	Code a/			Dollars	Code a/	
DISTRICT 3 (Cont'd)					2,672.11	020800	1.2
Wtd. Avg. Base & Total Tons	2,600.00		0.3		2,682.00	021000	25.8
					2,700.00	000100	1.7
Semillon	700.00	017800	1.1		2,713.72	000100	14.1
	700.00	021500	2.0		2,825.00	000100	3.5
	1,092.90	000100	1.8		2,984.00	000100	1.7
	1,100.00	000100	3.4		3,000.00	000100	6.2
	1,300.00	000100	5.5		3,104.00	021500	2.9
	1,450.00	000100	1.2		3,750.00	023000	4.5
	1,500.00	000100	8.6		3,800.00	000100	0.3
	1,510.92	000100	0.7		4,000.00	000100	4.4
	1,600.00	021200	2.5		4,307.31	023000	2.4
	1,800.00	000100	5.8	Wtd. Avg. Base & Total Tons	2,324.54		373.7
	1,937.00	000100	5.2				
	1,963.00	000100	4.9	White Riesling *	1,600.00	000100	7.1
	1,970.72	000100	5.1		1,700.00	000100	4.2
	2,000.00	017400	0.2		1,800.00	000100	15.8
	2,002.85	021200	5.0		1,950.00	000100	6.9
	2,225.00	000100	5.9		2,000.00	000100	2.0
	2,236.57	015900	123.3		2,000.00	011400	3.5
	2,290.51	000100	5.2		2,000.00	017400	73.1
	2,500.00	000100	3.1		2,166.99	017000	6.3
	2,805.00	000100	12.7		2,188.46	024500	9.5
	3,000.00	000100	2.6		2,492.04	017200	24.6
	3,221.08	000100	6.8		2,500.00	000100	3.7
	4,713.00	000100	6.8		5,034.97	000100	3.6
	6,032.21	000100	2.3		5,439.57	000100	3.3
	7,677.00	000100	3.3		7,364.98	000100	3.1
Wtd. Avg. Base & Total Tons	2,357.61		225.0	Wtd. Avg. Base & Total Tons	2,288.54		166.7
Tocai Friulano	1,500.00	013400	2.5	Other White b/	400.00	017200	0.2
	1,650.00	017200	3.7		1,000.00	011400	1.0
	2,319.37	013600	10.5		1,600.00	000100	7.4
	2,319.37	017200	13.0		1,700.00	000100	0.9
Wtd. Avg. Base & Total Tons	2,167.01		29.7		1,800.00	000100	2.9
					1,801.67	000100	10.8
Vermentino *	1,300.00	000100	21.3		2,000.00	000100	0.9
	2,500.00	000100	1.9		2,500.00	000100	0.3
Wtd. Avg. Base & Total Tons	1,398.28		23.2	Wtd. Avg. Base & Total Tons	1,708.12		24.4
Vernaccia	2,319.37	013600	83.7	WINE GRAPES (RED)			
Wtd. Avg. Base & Total Tons	2,319.37		83.7	Aglianico	2,461.00	021000	1.2
					3,192.67	000100	13.1
Viognier	417.00	024800	1.0	Wtd. Avg. Base & Total Tons	3,131.27		14.3
	1,000.00	000100	1.1				
	1,100.00	017200	3.6	Aleatico	2,500.00	000100	4.2
	1,410.64	000100	7.1		2,575.00	000100	4.1
	1,500.00	000100	8.9	Wtd. Avg. Base & Total Tons	2,537.05		8.3
	1,798.00	021000	9.3				
	1,800.00	000100	8.0	Alicante Bouschet *	1,000.00	000100	0.4
	1,800.00	029050	6.0		2,000.00	000100	1.6
	1,850.00	027600	4.1		2,200.00	000100	0.5
	2,000.00	000100	46.6		2,400.00	010900	6.3
	2,000.00	020800	2.0		2,500.99	000100	1.5
	2,100.00	000100	19.8		2,500.99	023000	0.5
	2,200.00	000100	6.3		2,700.00	000100	0.2
	2,250.00	000100	3.2		2,700.00	010900	4.1
	2,300.00	000100	15.0		3,269.00	000100	0.8
	2,308.90	000100	10.0		3,386.00	000100	27.2
	2,345.00	000100	10.3		4,500.00	000100	2.9
	2,359.76	000100	37.4	Wtd. Avg. Base & Total Tons	3,134.70		46.0
	2,359.76	017800	21.2				
	2,360.00	000100	1.1	Barbera	1,200.00	000100	1.2
	2,364.39	000100	15.5		1,650.00	017400	14.0
	2,400.00	000100	17.7		2,000.00	000100	2.5
	2,417.00	021000	0.5		2,498.50	000100	33.3
	2,428.62	021200	6.7		2,500.00	000100	25.7
	2,429.19	000100	3.4		2,800.00	000100	10.2
	2,500.00	000100	16.3		2,911.59	000100	10.3
	2,500.00	023000	4.7	Wtd. Avg. Base & Total Tons	2,423.25		97.2
	2,560.00	002200	14.4				
	2,590.82	000100	1.1	Cabernet Franc	900.00	024500	5.0
	2,600.00	024800	2.7		1,200.00	000100	2.1

TABLE 8: BASE PRICE PAID TO GROWERS FOR GRAPES CRUSHED AND DELIVERED TO CALIFORNIA PROCESSORS FROM THE 2009 CROP WITH BRIX FACTORS AND PURCHASED TONNAGE, BY TYPE, VARIETY, REPORTING DISTRICT WHERE GROWN, AND WEIGHTED AVERAGE BASE PRICE.

District, Type, and Variety	Base Price	Brix	Tons	District, Type, and Variety	Base Price	Brix	Tons
	Per Ton	Factors			Per Ton	Factors	
	Dollars	Code a/			Dollars	Code a/	
DISTRICT 3 (Cont'd)					500.00	000100	282.1
Cabernet Franc (Cont'd)	1,500.00	000100	16.6		500.00	021000	3.3
	1,500.00	029200	2.1		500.00	021800	21.4
	1,550.00	000100	37.1		550.00	000100	96.0
	1,575.55	000100	32.9		550.00	021800	273.8
	1,615.38	000100	7.8		580.00	021000	1.0
	1,650.00	021520	21.0		600.00	000100	2.5
	1,700.00	021520	38.1		600.00	021000	6.5
	1,800.00	000100	4.8		700.00	000100	5.0
	1,850.00	021520	9.9		700.00	021500	2.9
	1,900.00	000100	3.2		700.00	021800	50.4
	2,000.00	000100	4.3		750.00	000100	29.0
	2,000.00	020800	2.0		750.00	021000	8.2
	2,050.00	020800	6.0		800.00	000100	25.0
	2,056.00	000100	1.4		800.00	021500	0.5
	2,056.00	021520	13.0		800.00	027500	13.5
	2,100.00	000100	81.4		900.00	000100	7.9
	2,200.00	000100	1.8		950.00	000100	2.5
	2,200.00	013800	30.3		1,000.00	000100	52.6
	2,200.00	017400	76.7		1,000.00	019100	150.7
	2,200.00	020800	37.6		1,000.00	057700	213.3
	2,200.00	021520	17.5		1,100.00	000100	25.1
	2,213.51	021520	22.0		1,100.00	021200	27.1
	2,247.45	017800	18.2		1,100.00	029200	1.0
	2,247.45	021520	10.1		1,173.00	000100	2.1
	2,300.00	000100	19.7		1,200.00	000100	5.4
	2,300.00	021200	5.1		1,200.00	024800	9.0
	2,310.00	000100	14.7		1,208.32	009630	53.5
	2,338.83	010700	22.0		1,250.00	024800	20.9
	2,342.00	000100	0.2		1,300.00	000100	3.0
	2,359.82	020800	9.4		1,300.00	017000	25.3
	2,385.60	000100	52.0		1,300.00	023100	156.1
	2,396.76	000100	4.9		1,350.00	000100	7.0
	2,400.00	000100	61.6		1,500.00	000100	40.1
	2,400.00	019200	10.4		1,500.00	009630	94.2
	2,472.20	017400	18.8		1,500.00	013800	3.8
	2,500.00	000100	49.5		1,500.00	020600	8.1
	2,502.60	000100	0.9		1,500.00	021200	21.2
	2,544.00	000100	13.3		1,500.00	021500	57.9
	2,547.45	000100	3.1		1,500.00	025300	4.6
	2,584.57	017200	56.4		1,500.00	029200	6.9
	2,600.00	000100	12.2		1,500.00	067996	3.3
	2,600.00	021520	3.8		1,550.00	000100	24.0
	2,686.22	000100	2.4		1,573.74	000100	261.7
	2,689.71	000100	17.0		1,600.00	000100	114.3
	2,696.94	000100	5.6		1,630.00	009630	16.0
	2,750.00	000100	3.3		1,630.00	022800	45.1
	2,800.00	000100	7.7		1,650.00	021000	15.3
	2,800.00	021000	3.6		1,650.00	021500	100.2
	2,806.60	019100	20.2		1,700.00	000100	0.4
	2,923.60	000100	3.6		1,700.00	019200	18.2
	2,950.00	021300	2.3		1,700.00	021800	18.0
	3,000.00	000100	10.7		1,750.00	000100	3.0
	3,044.01	000100	11.3		1,750.00	009630	66.7
	3,153.44	021520	7.4		1,800.00	000100	326.6
	3,182.70	000100	3.8		1,800.00	009630	205.3
	3,200.00	000100	25.5		1,800.00	013800	10.2
	3,400.00	017800	0.5		1,800.00	021000	24.4
	3,500.00	000100	24.7		1,800.00	021500	12.2
	3,500.00	021200	2.4		1,836.00	021200	2.2
	3,600.00	000100	1.8		1,837.44	009630	85.2
	3,600.00	003100	1.2		1,837.73	000100	18.2
	3,750.00	000100	1.7		1,850.00	009630	40.4
	3,800.00	000100	6.5		1,850.00	020800	187.0
	4,000.00	002900	10.0		1,862.96	009630	12.3
	4,000.00	021500	14.0		1,867.82	009630	24.1
	7,311.35	000100	1.9		1,882.86	009630	25.4
Wtd. Avg. Base & Total Tons	2,358.96		1,050.0		1,888.48	009630	105.9
					1,892.00	009630	9.2
Cabernet Sauvignon	400.00	000100	67.9		1,900.00	000100	165.1
	400.00	068300	76.8		1,900.00	009630	33.5
	404.68	000100	0.7		1,900.00	017800	8.9
	450.00	021800	66.8		1,900.00	019200	30.5

TABLE 8: BASE PRICE PAID TO GROWERS FOR GRAPES CRUSHED AND DELIVERED TO CALIFORNIA PROCESSORS FROM THE 2009 CROP WITH BRIX FACTORS AND PURCHASED TONNAGE, BY TYPE, VARIETY, REPORTING DISTRICT WHERE GROWN, AND WEIGHTED AVERAGE BASE PRICE.

District, Type, and Variety	Base Price	Brix	Tons	District, Type, and Variety	Base Price	Brix	Tons
	Per Ton	Factors			Per Ton	Factors	
	Dollars	Code a/			Dollars	Code a/	
DISTRICT 3 (Cont'd)					2,253.66	024800	20.8
Cabernet Sauvignon (Cont'd)	1,900.00	024800	2.5		2,255.00	000100	134.0
	1,908.97	009630	13.2		2,300.00	000100	55.3
	1,921.87	017800	22.3		2,300.00	009630	157.6
	1,939.52	009630	19.4		2,300.00	017400	183.2
	1,950.00	009630	39.2		2,300.00	017800	21.3
	1,972.79	000100	1,012.3		2,300.00	019200	38.4
	1,995.00	009630	30.0		2,310.00	000100	3.7
	2,000.00	000100	470.3		2,310.90	021200	19.3
	2,000.00	014000	5.0		2,311.00	000100	53.6
	2,000.00	017800	3.9		2,312.10	000100	4.0
	2,000.00	019200	567.8		2,320.28	017800	59.5
	2,000.00	019300	103.9		2,321.22	000100	15.4
	2,000.00	019400	26.8		2,321.51	000100	39.7
	2,000.00	021000	3.4		2,321.51	010800	65.2
	2,000.00	021500	17.1		2,325.00	000100	70.7
	2,041.92	019200	88.6		2,327.41	000100	121.2
	2,041.92	019400	32.2		2,340.20	009630	36.0
	2,050.00	000100	35.8		2,346.00	000100	80.0
	2,050.00	009630	18.1		2,350.00	020800	2.1
	2,050.00	020800	392.5		2,351.06	000100	66.2
	2,092.64	009630	114.6		2,352.06	000100	26.9
	2,100.00	000100	839.5		2,360.32	000100	88.8
	2,100.00	009630	129.3		2,360.32	015900	93.7
	2,100.00	019200	112.2		2,360.32	017400	462.1
	2,100.00	019300	126.7		2,360.32	017500	26.2
	2,100.00	019400	33.1		2,360.32	020800	42.6
	2,100.00	020600	8.4		2,360.32	021000	31.7
	2,100.00	020800	74.8		2,360.61	021500	11.9
	2,100.00	024300	4.1		2,360.61	024500	235.4
	2,100.00	024800	14.3		2,379.00	000100	48.8
	2,143.68	009630	280.8		2,391.00	000100	206.1
	2,150.00	000100	34.9		2,400.00	000100	254.6
	2,150.00	009630	96.7		2,400.00	009630	76.2
	2,150.00	019100	79.2		2,400.00	017800	4.1
	2,150.00	027560	4.0		2,425.00	000100	379.5
	2,155.14	000100	31.4		2,429.11	000100	25.4
	2,165.00	000100	45.9		2,448.00	000100	77.9
	2,190.45	009630	61.2		2,450.00	021200	1.8
	2,194.72	009630	21.1		2,455.00	009630	21.7
	2,200.00	000100	668.7		2,472.71	000100	259.7
	2,200.00	009630	213.4		2,472.71	017500	77.2
	2,200.00	017800	60.6		2,473.02	000100	12.1
	2,200.00	019300	74.4		2,473.02	024800	30.1
	2,200.00	019400	30.9		2,500.00	000100	517.9
	2,200.00	020800	160.7		2,500.00	009630	522.3
	2,200.00	021000	15.9		2,500.00	017800	20.0
	2,200.00	024500	96.5		2,500.00	019400	42.0
	2,200.00	025300	159.1		2,500.00	021000	1.5
	2,202.00	009630	110.1		2,500.00	021300	3.5
	2,213.40	000100	33.9		2,500.00	025300	11.2
	2,229.00	000100	1.1		2,525.00	000100	3.9
	2,236.00	009630	58.8		2,528.83	009630	61.2
	2,236.00	021000	8.3		2,528.91	024300	50.0
	2,245.76	009630	93.0		2,529.60	000100	23.9
	2,246.12	000100	64.8		2,542.00	021000	4.2
	2,246.12	019200	219.8		2,550.00	009630	39.6
	2,246.12	019300	25.9		2,552.09	017400	51.4
	2,247.80	009630	26.1		2,552.31	000100	11.5
	2,247.84	009630	53.5		2,553.34	000100	18.6
	2,247.92	000100	190.7		2,553.34	009630	126.4
	2,247.92	009630	27.1		2,557.44	017400	4.9
	2,247.92	019200	53.2		2,558.60	000100	3.7
	2,247.92	019300	113.7		2,560.00	000100	60.5
	2,247.92	020800	65.8		2,573.39	000100	8.3
	2,247.92	021000	6.2		2,577.27	024300	20.1
	2,248.00	000100	8.5		2,585.11	000100	117.9
	2,248.20	000100	56.8		2,585.11	017200	367.4
	2,248.20	024500	2.7		2,585.11	019300	94.2
	2,250.00	000100	143.1		2,585.11	020800	230.1
	2,250.00	009630	24.6		2,585.43	000100	42.1
	2,250.00	019300	104.7		2,600.00	000100	18.3
	2,250.00	021800	18.7		2,600.00	009630	75.3

TABLE 8: BASE PRICE PAID TO GROWERS FOR GRAPES CRUSHED AND DELIVERED TO CALIFORNIA PROCESSORS FROM THE 2009 CROP WITH BRIX FACTORS AND PURCHASED TONNAGE, BY TYPE, VARIETY, REPORTING DISTRICT WHERE GROWN, AND WEIGHTED AVERAGE BASE PRICE.

District, Type, and Variety	Base Price	Brix	Tons	District, Type, and Variety	Base Price	Brix	Tons
	Per Ton	Factors			Per Ton	Factors	
	Dollars	Code a/			Dollars	Code a/	
DISTRICT 3 (Cont'd)					5,000.00	020800	6.3
Cabernet Sauvignon (Cont'd)	2,631.53	016100	29.2		5,779.00	020800	5.2
	2,650.00	000100	43.2		6,500.00	000100	21.0
	2,663.61	000100	346.3		6,997.38	000100	3.7
	2,668.32	000100	26.5	Wtd. Avg. Base & Total Tons	2,280.52		23,418.6
	2,669.40	000100	5.9				
	2,683.53	000100	9.7	Carignane	600.00	021500	0.6
	2,697.50	000100	595.1		1,000.00	000100	3.0
	2,700.00	000100	610.2		1,200.00	021000	38.6
	2,700.00	024800	6.7		1,200.00	022440	19.4
	2,700.00	028000	33.7		1,400.00	000100	0.9
	2,718.47	000100	550.5		1,500.00	023200	13.8
	2,726.73	000100	3.0		1,577.03	000100	15.5
	2,750.00	000100	8.4		1,600.00	000100	5.2
	2,773.59	000100	250.8		1,650.00	000100	5.1
	2,780.00	000100	4.0		1,800.00	000100	43.5
	2,784.00	000100	1.6		1,800.00	022440	23.5
	2,784.34	000100	27.7		1,800.00	025100	7.3
	2,785.46	000100	81.6		1,818.18	000100	1.1
	2,785.81	019100	694.4		1,918.13	022440	26.4
	2,800.00	000100	29.8		1,920.86	024500	5.6
	2,800.00	009630	150.9		1,933.46	000100	3.6
	2,800.00	024800	29.6		1,945.00	000100	11.7
	2,809.34	000100	25.3		1,950.00	000100	35.8
	2,900.35	000100	43.3		2,000.00	000100	5.0
	2,992.20	000100	46.4		2,000.00	017800	5.7
	2,998.38	000100	0.9		2,000.00	022440	46.3
	3,000.00	000100	48.4		2,600.00	000100	13.8
	3,000.00	003100	7.4		2,642.89	022440	10.8
	3,000.00	017400	3.1		2,700.00	022440	23.2
	3,000.00	017600	4.3		2,800.00	000100	2.6
	3,000.00	021000	16.2		3,220.00	000100	0.7
	3,000.00	025400	6.5		3,370.00	000100	3.1
	3,008.48	009630	37.5		3,622.50	000100	4.8
	3,016.36	000100	6.1	Wtd. Avg. Base & Total Tons	1,888.46		376.6
	3,058.68	000100	68.5				
	3,090.00	009630	20.1	Cinsaut *	2,000.00	000100	6.6
	3,131.98	009630	34.7		2,600.00	000100	0.5
	3,182.70	000100	11.5	Wtd. Avg. Base & Total Tons	2,042.25		7.1
	3,188.47	000100	11.1				
	3,200.00	000100	21.2	Counoise	3,200.00	000100	0.9
	3,200.00	017800	6.1	Wtd. Avg. Base & Total Tons	3,200.00		0.9
	3,200.00	024500	4.1				
	3,248.00	000100	2.0	Dolcetto	1,600.00	000100	10.0
	3,250.00	014000	12.6		1,650.00	000100	10.0
	3,250.00	021000	74.9		1,650.00	011300	34.7
	3,272.17	000100	7.9		1,800.00	000100	0.5
	3,275.00	000100	116.9		1,900.00	000100	6.1
	3,413.10	000100	3.8		2,000.00	000100	2.2
	3,468.00	000100	10.9		2,000.00	020800	1.6
	3,500.00	000100	7.4	Wtd. Avg. Base & Total Tons	1,687.33		65.1
	3,500.00	021200	20.9				
	3,500.00	024500	6.4	Early Burgundy	1,200.00	000100	3.1
	3,500.00	024800	9.6	Wtd. Avg. Base & Total Tons	1,200.00		3.1
	3,600.00	003100	13.4				
	3,600.00	017800	3.1	Gamay (Napa) *	525.00	007600	6.2
	3,700.00	021300	3.9		1,000.00	000100	2.2
	3,750.00	000100	13.0		1,200.00	000100	10.2
	3,750.00	003100	7.9	Wtd. Avg. Base & Total Tons	951.34		18.6
	3,762.00	000100	5.7				
	3,847.00	000100	41.0	Grenache *	800.00	000100	3.5
	4,000.00	000100	5.1		1,000.00	000100	5.3
	4,000.00	019500	17.5		1,000.00	021000	1.3
	4,100.00	000100	4.8		1,500.00	029125	5.4
	4,200.00	000100	25.9		2,000.00	000100	8.8
	4,210.06	000100	8.1		2,000.00	021200	0.5
	4,250.00	000100	28.0		2,000.00	024300	4.8
	4,250.00	024300	40.0		2,200.00	000100	2.9
	4,400.00	000100	9.4		2,200.00	017800	0.9
	4,400.00	009630	6.7		2,205.00	019550	5.4
	4,500.00	000100	16.4		2,300.00	011500	1.5
	4,688.78	003100	8.2		2,350.00	000100	2.1
	5,000.00	000100	542.7		2,500.00	000100	7.2

TABLE 8: BASE PRICE PAID TO GROWERS FOR GRAPES CRUSHED AND DELIVERED TO CALIFORNIA PROCESSORS FROM THE 2009 CROP WITH BRIX FACTORS AND PURCHASED TONNAGE, BY TYPE, VARIETY, REPORTING DISTRICT WHERE GROWN, AND WEIGHTED AVERAGE BASE PRICE.

District, Type, and Variety	Base Price	Brix	Tons	District, Type, and Variety	Base Price	Brix	Tons
	Per Ton	Factors			Per Ton	Factors	
	Dollars	Code a/			Dollars	Code a/	
DISTRICT 3 (Cont'd)							
Grenache * (Cont'd)	2,696.00	000100	5.6	Wtd. Avg. Base & Total Tons	3,750.00	000100	2.8
	2,696.34	000100	14.3		2,491.49		424.0
	2,700.00	000100	1.8	Mataro *	1,000.00	000100	6.0
	2,738.40	000100	25.9		2,000.00	017800	0.6
	2,750.00	011500	2.5		2,300.00	000100	7.5
	2,800.00	000100	5.7		2,400.00	000100	5.2
	2,900.00	000100	2.9		2,500.00	011500	1.9
	3,000.00	000100	14.9		2,614.00	000100	0.8
	3,000.00	025300	0.4		2,614.71	000100	0.3
	3,100.00	000100	22.8		2,615.00	000100	0.6
	3,125.00	000100	1.4		2,700.64	021000	5.4
	3,200.00	000100	2.6		3,000.00	000100	6.9
	3,400.00	000100	8.5		3,085.00	000100	3.3
	3,600.00	017600	1.5		3,200.00	000100	2.8
	3,846.15	000100	2.6		3,220.00	024800	0.3
	4,281.31	027500	2.6		4,281.31	021000	3.4
	4,700.00	024800	2.2	Wtd. Avg. Base & Total Tons	2,579.36		45.0
Wtd. Avg. Base & Total Tons	2,670.34		167.8	Merlot	225.00	021800	5.6
Malbec	450.00	000100	13.5		275.00	000100	19.6
	800.00	000100	1.5		300.00	000100	11.2
	1,100.00	021800	13.5		350.00	000100	56.6
	1,300.00	021000	2.1		400.00	021500	1.9
	1,500.00	000100	1.8		450.00	000100	3.8
	1,500.00	027850	2.9		450.00	021800	229.7
	1,900.00	000100	2.4		500.00	000100	10.3
	1,969.00	000100	2.5		600.00	000100	51.2
	2,000.00	000100	6.7		600.00	024500	5.1
	2,000.00	020800	1.5		700.00	021500	3.0
	2,200.00	021000	1.1		750.00	021000	7.5
	2,250.00	022280	8.0		800.00	000100	8.6
	2,255.00	000100	0.4		800.00	013400	10.2
	2,291.62	000100	21.0		800.00	021500	0.5
	2,300.00	000100	2.8		800.00	027500	11.5
	2,315.94	022280	16.5		850.00	013600	5.5
	2,400.00	000100	3.2		850.00	024500	5.6
	2,400.00	019300	11.1		900.00	000100	4.7
	2,400.00	022280	1.3		925.00	021800	49.6
	2,450.00	022280	1.7		1,000.00	000100	374.4
	2,455.00	022280	5.1		1,000.00	017000	6.1
	2,465.60	019200	1.7		1,000.00	021200	1.0
	2,470.00	019500	9.2		1,050.00	000100	59.9
	2,487.87	000100	2.8		1,100.00	000100	83.6
	2,500.00	000100	20.3		1,100.00	012640	56.0
	2,500.00	017800	0.5		1,100.00	021200	46.5
	2,500.00	024800	2.9		1,100.00	024800	41.8
	2,503.71	000100	6.9		1,141.00	012640	12.7
	2,510.00	000100	4.7		1,200.00	000100	184.0
	2,530.12	022280	4.6		1,200.00	012640	31.4
	2,530.50	017800	25.6		1,200.00	017400	107.9
	2,550.00	000100	2.5		1,200.00	019100	25.7
	2,553.34	000100	6.4		1,200.00	021800	15.0
	2,566.00	000100	15.7		1,200.00	024800	1.9
	2,575.00	022280	3.3		1,225.00	000100	36.1
	2,576.58	000100	24.0		1,225.00	021800	74.8
	2,652.62	000100	13.2		1,230.00	000100	16.7
	2,657.03	000100	2.8		1,250.00	012640	66.9
	2,657.03	021000	15.0		1,250.00	021500	3.2
	2,660.00	000100	41.8		1,250.00	025300	71.5
	2,700.00	000100	3.4		1,257.12	012640	9.7
	2,800.00	021000	0.9		1,300.00	000100	53.3
	2,800.00	024800	2.0		1,300.00	013600	15.4
	2,805.66	022280	23.8		1,300.00	017200	36.7
	2,910.08	019300	3.2		1,300.00	021000	18.5
	3,000.00	000100	29.0		1,300.00	021500	11.0
	3,000.00	002900	4.5		1,300.00	021800	5.3
	3,000.00	021200	2.2		1,300.00	024800	17.2
	3,114.68	022280	3.1		1,300.00	025100	9.1
	3,188.25	000100	0.3		1,350.00	021500	108.0
	3,200.00	000100	11.1		1,350.00	023100	125.4
	3,500.00	000100	5.2		1,362.27	012640	22.4
	3,700.00	000100	8.0		1,375.00	012640	28.7

TABLE 8: BASE PRICE PAID TO GROWERS FOR GRAPES CRUSHED AND DELIVERED TO CALIFORNIA PROCESSORS FROM THE 2009 CROP WITH BRIX FACTORS AND PURCHASED TONNAGE, BY TYPE, VARIETY, REPORTING DISTRICT WHERE GROWN, AND WEIGHTED AVERAGE BASE PRICE.

District, Type, and Variety	Base Price	Brix	Tons	District, Type, and Variety	Base Price	Brix	Tons
	Per Ton	Factors			Per Ton	Factors	
	Dollars	Code a/			Dollars	Code a/	
DISTRICT 3 (Cont'd)							
Merlot (Cont'd)	1,388.47	012640	33.5		1,800.00	025300	26.6
	1,399.00	000100	120.2		1,813.78	000100	4.9
	1,400.00	000100	256.8		1,850.00	012640	10.2
	1,400.00	012640	149.1		1,866.58	019100	135.0
	1,400.00	019300	22.1		1,875.00	000100	8.3
	1,400.00	021500	25.8		1,893.86	000100	41.3
	1,400.00	023100	123.3		1,900.00	000100	101.5
	1,400.00	024800	7.7		1,900.00	012640	173.9
	1,414.67	012640	35.2		1,944.33	000100	10.7
	1,445.00	012640	66.4		1,995.69	000100	27.2
	1,447.25	000100	224.4		2,000.00	000100	179.0
	1,450.00	000100	1.7		2,000.00	017800	57.7
	1,450.00	019200	319.3		2,000.00	021000	3.8
	1,467.06	012640	96.5		2,000.00	021600	3.0
	1,467.31	019400	31.0		2,029.00	000100	19.2
	1,496.30	000100	100.5		2,050.00	000100	31.2
	1,500.00	000100	334.7		2,099.62	012640	5.2
	1,500.00	012640	104.7		2,200.00	000100	1.2
	1,500.00	017400	22.5		2,200.00	021200	5.8
	1,500.00	019200	127.9		2,250.00	000100	2.8
	1,500.00	020800	2.0		2,250.00	021000	2.4
	1,500.00	021000	15.7		2,300.00	000100	141.7
	1,514.90	000100	14.0		2,332.91	012640	5.6
	1,514.90	012640	103.6		2,400.00	000100	4.9
	1,514.90	020800	319.7		2,407.05	012640	111.6
	1,515.09	021000	41.4		2,500.00	000100	23.8
	1,550.00	000100	14.2		2,500.00	017800	0.5
	1,550.00	012640	74.6		2,500.00	021200	1.0
	1,555.00	000100	1.6		2,530.80	012640	44.3
	1,555.15	000100	19.4		2,750.00	000100	8.9
	1,555.27	027600	78.9		2,800.00	000100	17.2
	1,555.48	000100	71.9		3,000.00	002900	4.7
	1,560.35	017400	23.6		3,000.00	024800	2.9
	1,562.38	000100	37.3		3,200.00	017800	7.0
	1,570.30	012640	113.1		3,500.00	000100	14.3
	1,571.85	012640	27.9		4,500.00	000100	0.7
	1,572.12	019200	34.5	Wtd. Avg. Base & Total Tons	6,803.81	000100	0.5
	1,572.12	019300	1.4		1,507.21		9,255.7
	1,590.65	000100	20.8	Meunier *	1,800.00	019100	5.2
	1,590.65	017400	45.9		2,000.00	000100	7.9
	1,590.65	020800	13.1		2,100.00	000100	26.7
	1,590.84	024500	42.2		3,000.00	000100	13.3
	1,600.00	000100	420.4		3,158.32	000100	126.9
	1,600.00	012640	434.1		3,158.34	000100	14.8
	1,603.84	012640	70.0		3,474.15	000100	6.9
	1,650.00	000100	101.5		3,600.00	000100	1.0
	1,657.38	012640	83.3		3,789.98	000100	28.3
	1,665.03	000100	0.1		3,850.00	000100	0.8
	1,665.33	000100	12.2		3,900.00	000100	1.1
	1,666.00	000100	43.4		3,900.00	021800	1.1
	1,666.39	000100	28.8	Wtd. Avg. Base & Total Tons	3,056.21		234.0
	1,666.39	012640	170.1	Montepulciano	1,800.00	000100	1.3
	1,666.39	024300	13.8		2,000.00	024500	1.0
	1,666.60	000100	3.9		2,800.00	000100	4.6
	1,670.09	000100	6.0	Wtd. Avg. Base & Total Tons	2,495.65		6.9
	1,689.60	000100	8.5	Muscat Hamburg *	2,025.60	000100	0.7
	1,695.00	000100	12.6	Wtd. Avg. Base & Total Tons	2,025.60		0.7
	1,700.00	000100	54.5	Nebbiolo	1,000.00	000100	6.1
	1,700.00	017400	50.3		1,800.00	000100	1.5
	1,700.00	017600	2.9		2,000.00	000100	8.6
	1,742.14	000100	5.5		2,040.82	000100	4.9
	1,742.14	017200	80.0		4,000.00	000100	4.1
	1,742.14	020800	98.4	Wtd. Avg. Base & Total Tons	2,079.37		25.2
	1,750.00	000100	36.7	Petit Verdot	800.00	000100	0.9
	1,750.00	012640	170.5		1,000.00	000100	1.4
	1,753.67	000100	166.1		1,100.00	021800	5.0
	1,771.00	000100	46.4		1,893.86	000100	9.1
	1,788.57	000100	1.9		1,900.00	000100	21.2
	1,800.00	000100	190.4				
	1,800.00	012640	58.4				
	1,800.00	017800	20.8				
	1,800.00	024500	24.1				

TABLE 8: BASE PRICE PAID TO GROWERS FOR GRAPES CRUSHED AND DELIVERED TO CALIFORNIA PROCESSORS FROM THE 2009 CROP WITH BRIX FACTORS AND PURCHASED TONNAGE, BY TYPE, VARIETY, REPORTING DISTRICT WHERE GROWN, AND WEIGHTED AVERAGE BASE PRICE.

District, Type, and Variety	Base Price	Brix	Tons	District, Type, and Variety	Base Price	Brix	Tons
	Per Ton	Factors			Per Ton	Factors	
	Dollars	Code a/			Dollars	Code a/	
DISTRICT 3 (Cont'd)					2,350.00	000100	8.6
Petit Verdot (Cont'd)	2,000.00	000100	1.3		2,350.00	024300	1.5
	2,087.11	024600	7.6		2,397.43	000100	37.4
	2,300.00	000100	2.7		2,399.46	000100	25.9
	2,400.00	000100	1.4		2,400.00	000100	30.7
	2,400.00	021000	1.4		2,400.00	017800	19.9
	2,400.00	024600	2.0		2,400.00	020450	19.2
	2,500.00	000100	21.5		2,400.00	025300	8.8
	2,500.00	017800	1.1		2,400.00	068300	11.7
	2,500.00	024600	10.4		2,428.79	000100	11.1
	2,500.00	024800	1.2		2,450.00	000100	7.1
	2,530.23	000100	42.1		2,496.96	000100	24.0
	2,600.00	000100	0.9		2,500.00	000100	53.6
	2,645.68	021000	21.0		2,500.00	017800	3.3
	2,652.62	000100	0.1		2,500.00	020450	15.2
	2,688.00	024300	2.4		2,500.00	020600	2.0
	2,698.00	000100	1.1		2,500.00	021000	4.6
	2,700.00	000100	15.7		2,500.00	025300	9.0
	2,707.89	000100	4.1		2,500.99	000100	1.1
	2,749.89	000100	10.6		2,503.01	000100	8.5
	2,777.96	000100	1.5		2,529.00	021000	13.0
	2,777.96	019300	10.2		2,529.18	000100	2.1
	2,978.68	000100	5.6		2,529.18	019300	21.6
	2,982.10	024500	1.6		2,529.18	028000	1.2
	3,000.00	000100	6.9		2,530.00	000100	1.6
	3,000.00	021200	3.0		2,530.01	000100	12.4
	3,100.00	000100	1.2		2,535.97	000100	1.7
	3,114.07	000100	17.6		2,535.97	024300	10.1
	3,139.07	000100	6.4		2,539.00	024600	16.3
	3,174.82	000100	3.3		2,550.00	000100	11.5
	3,200.00	000100	35.3		2,550.00	020450	5.1
	3,200.00	002900	6.1		2,600.00	000100	21.6
	3,461.98	000100	16.6		2,600.00	021000	6.0
	3,500.00	000100	23.3		2,600.00	024800	0.6
	3,500.00	021200	4.4		2,700.00	000100	15.1
	3,700.00	000100	0.5		2,700.00	017800	1.0
	3,750.00	000100	0.9		2,700.00	020450	55.7
	4,000.00	021300	0.5		2,754.00	000100	14.3
	6,948.40	000100	0.4		2,782.00	000100	2.3
Wtd. Avg. Base & Total Tons	2,754.83		331.5		2,782.10	000100	9.1
					2,783.00	000100	2.5
Petite Sirah	500.00	000100	9.3		2,783.29	021000	2.2
	600.00	000100	1.5		2,800.00	000100	27.5
	600.00	021500	0.4		2,800.00	017800	8.1
	750.00	000100	2.0		2,800.00	021200	2.0
	750.00	021000	4.0		2,800.00	024800	6.4
	900.00	000100	5.5		2,809.08	000100	8.2
	1,200.00	000100	23.1		2,845.32	020450	33.1
	1,200.00	021500	2.7		2,900.00	000100	0.6
	1,600.00	025100	3.6		2,908.56	000100	4.9
	1,700.00	000100	6.4		2,908.56	020450	8.1
	1,800.00	000100	6.4		2,985.71	000100	2.1
	1,800.00	017800	1.8		3,000.00	000100	39.5
	1,800.00	021500	1.0		3,000.00	017900	4.0
	1,800.00	027500	2.0		3,000.00	025300	7.0
	1,900.00	000100	17.9		3,005.88	000100	5.1
	1,900.00	020800	12.2		3,179.49	002900	7.2
	2,000.00	000100	25.7		3,200.00	000100	3.9
	2,000.00	017800	2.5		3,201.30	000100	24.6
	2,000.00	021000	1.8		3,370.00	000100	2.2
	2,000.00	021200	3.7		3,500.00	000100	4.0
	2,000.00	025100	1.1		3,500.00	023000	0.8
	2,000.00	029200	10.8		3,650.00	000100	4.5
	2,100.00	000100	21.8		3,687.00	020450	8.7
	2,197.18	000100	15.6		3,800.00	027800	12.5
	2,198.96	000100	21.1		4,200.00	000100	1.1
	2,200.00	000100	31.9		4,233.00	000100	2.5
	2,200.00	017800	1.0		4,500.00	000100	1.1
	2,205.24	000100	8.4		5,090.91	000100	2.2
	2,300.00	000100	8.1	Wtd. Avg. Base & Total Tons	2,474.15		1,072.7
	2,300.00	019200	33.0				
	2,300.00	019300	19.8	Pinot Noir	1.00 c/	000100	0.1
	2,300.00	024500	4.5		300.00	000100	12.6

TABLE 8: BASE PRICE PAID TO GROWERS FOR GRAPES CRUSHED AND DELIVERED TO CALIFORNIA PROCESSORS FROM THE 2009 CROP WITH BRIX FACTORS AND PURCHASED TONNAGE, BY TYPE, VARIETY, REPORTING DISTRICT WHERE GROWN, AND WEIGHTED AVERAGE BASE PRICE.

District, Type, and Variety	Base Price	Brix	Tons	District, Type, and Variety	Base Price	Brix	Tons
	Per Ton	Factors			Per Ton	Factors	
	Dollars	Code a/			Dollars	Code a/	
DISTRICT 3 (Cont'd)					2,460.00	000100	31.4
Pinot Noir (Cont'd)	400.00	000100	11.1		2,498.00	000100	16.4
	500.00	021000	0.2		2,500.00	000100	957.4
	707.55	000100	6.5		2,500.00	008400	11.3
	800.00	000100	23.4		2,500.00	017600	7.5
	800.00	021800	8.4		2,500.00	017800	1.1
	900.00	000100	12.0		2,500.00	020800	0.9
	1,000.00	000100	9.3		2,500.00	021000	8.5
	1,000.00	024500	54.0		2,500.00	021200	6.7
	1,200.00	000100	13.7		2,500.00	021800	4.9
	1,200.00	021800	6.6		2,500.00	023000	9.5
	1,244.05	000100	20.2		2,500.00	024300	0.7
	1,300.00	000100	11.2		2,500.00	024500	127.9
	1,468.00	000100	31.9		2,500.00	026145	44.3
	1,500.00	000100	46.9		2,500.00	027100	4.9
	1,500.00	019300	36.3		2,509.00	019100	3.7
	1,500.00	021200	22.0		2,520.00	000100	12.3
	1,500.00	021800	60.4		2,532.35	000100	1.7
	1,500.00	046000	21.6		2,540.00	027120	3.2
	1,650.00	000100	36.1		2,546.78	000100	34.0
	1,650.00	017400	13.8		2,565.00	000100	5.6
	1,665.00	000100	20.6		2,572.50	000100	38.0
	1,684.63	000100	35.2		2,590.88	000100	3.5
	1,700.00	000100	182.5		2,600.00	000100	7.5
	1,700.00	019400	30.0		2,600.00	013700	16.5
	1,700.00	021800	24.7		2,612.00	000100	52.5
	1,700.00	024500	108.6		2,625.00	000100	17.1
	1,725.00	000100	25.1		2,650.00	000100	178.3
	1,729.77	000100	81.5		2,650.00	022800	305.8
	1,800.00	000100	207.7		2,650.00	026145	54.0
	1,800.00	017800	11.9		2,674.00	000100	11.8
	1,800.00	024500	99.7		2,693.09	021800	0.8
	1,823.26	000100	278.7		2,697.23	000100	349.6
	1,850.00	000100	75.8		2,700.00	000100	83.9
	1,893.86	000100	10.7		2,700.00	024500	462.1
	1,900.00	000100	70.1		2,700.00	027500	4.2
	1,900.00	021800	0.6		2,703.75	026145	19.7
	1,950.00	000100	1.6		2,720.00	000100	61.7
	2,000.00	000100	525.2		2,744.91	000100	5.4
	2,000.00	001900	3.9		2,750.00	000100	22.1
	2,000.00	017600	3.8		2,750.00	019200	31.0
	2,000.00	020800	3.1		2,750.00	024500	38.4
	2,000.00	021000	5.5		2,756.25	000100	10.9
	2,000.00	021200	0.5		2,800.00	000100	240.4
	2,000.00	025300	4.5		2,800.00	019200	17.3
	2,000.00	025400	2.1		2,800.00	021000	10.9
	2,001.27	000100	50.2		2,800.00	022900	11.9
	2,025.00	000100	82.1		2,800.00	024500	131.6
	2,100.00	000100	891.4		2,800.00	026145	53.7
	2,150.00	025100	14.4		2,802.02	000100	12.5
	2,150.00	028000	55.3		2,831.16	000100	7.8
	2,200.00	000100	382.1		2,835.00	024800	8.8
	2,200.00	022900	42.6		2,850.00	000100	48.5
	2,200.00	026145	39.7		2,850.00	021800	9.6
	2,200.00	058000	19.2		2,850.00	024500	75.5
	2,210.82	000100	186.7		2,851.51	021800	4.9
	2,250.00	000100	29.3		2,852.39	000100	60.8
	2,261.13	019100	3.8		2,865.00	000100	101.8
	2,275.00	000100	23.1		2,865.12	000100	2.8
	2,300.00	000100	73.6		2,872.00	000100	78.8
	2,300.00	024500	84.0		2,891.74	000100	8.2
	2,300.00	025100	13.2		2,900.00	000100	32.9
	2,310.00	000100	12.9		2,900.00	020800	29.2
	2,375.00	000100	25.7		2,900.00	022900	19.7
	2,400.00	000100	215.8		2,900.00	024500	31.1
	2,400.00	007600	415.9		2,900.00	026145	64.2
	2,400.00	009000	49.1		2,940.00	000100	20.0
	2,400.00	046000	34.9		2,965.75	021200	10.4
	2,421.92	000100	166.7		2,975.00	000100	3.9
	2,425.00	000100	23.3		3,000.00	000100	515.8
	2,433.33	000100	1.2		3,000.00	009000	5.1
	2,450.00	000100	173.6		3,000.00	011700	5.9
	2,450.00	026145	47.5		3,000.00	016300	6.1

TABLE 8: BASE PRICE PAID TO GROWERS FOR GRAPES CRUSHED AND DELIVERED TO CALIFORNIA PROCESSORS FROM THE 2009 CROP WITH BRIX FACTORS AND PURCHASED TONNAGE, BY TYPE, VARIETY, REPORTING DISTRICT WHERE GROWN, AND WEIGHTED AVERAGE BASE PRICE.

District, Type, and Variety	Base Price	Brix	Tons	District, Type, and Variety	Base Price	Brix	Tons
	Per Ton	Factors			Per Ton	Factors	
	Dollars	Code a/			Dollars	Code a/	
DISTRICT 3 (Cont'd)					3,474.15	000100	249.5
Pinot Noir (Cont'd)	3,000.00	019100	133.8		3,475.57	000100	36.9
	3,000.00	019200	385.4		3,481.02	020800	15.8
	3,000.00	019300	46.5		3,484.94	000100	23.7
	3,000.00	020800	0.6		3,484.94	021800	127.3
	3,000.00	021000	8.3		3,485.17	021800	12.7
	3,000.00	021200	13.9		3,500.00	000100	276.3
	3,000.00	021800	14.8		3,500.00	013800	10.8
	3,000.00	022900	24.4		3,500.00	017600	8.1
	3,000.00	024500	482.8		3,500.00	019100	362.6
	3,000.00	025100	2.1		3,500.00	019300	37.1
	3,000.00	025400	4.2		3,500.00	020800	9.9
	3,000.00	026145	51.7		3,500.00	021000	2.3
	3,000.00	046000	88.0		3,500.00	021800	23.5
	3,003.27	017400	107.7		3,500.00	024500	22.8
	3,004.54	000100	1.1		3,500.00	024800	4.9
	3,049.00	000100	8.6		3,500.00	025400	2.7
	3,075.00	000100	24.0		3,500.00	026145	16.0
	3,100.00	000100	166.0		3,500.00	026700	20.3
	3,100.00	001700	1.9		3,500.97	021200	24.8
	3,100.00	013600	12.9		3,520.00	017400	7.2
	3,100.00	021000	8.7		3,520.00	021200	28.9
	3,100.00	021800	7.3		3,550.00	000100	40.0
	3,114.10	000100	53.0		3,562.00	020800	12.5
	3,121.15	026145	151.8		3,575.00	000100	3.9
	3,125.00	000100	81.8		3,600.00	000100	106.2
	3,150.00	000100	8.7		3,600.00	021200	1.3
	3,150.00	016300	1.0		3,600.00	026145	18.2
	3,158.32	000100	377.0		3,626.76	021800	10.1
	3,158.34	000100	61.2		3,636.37	021500	3.3
	3,159.61	000100	82.8		3,643.35	000100	13.1
	3,159.61	024800	49.8		3,644.72	000100	40.3
	3,160.00	000100	21.1		3,644.72	011100	7.1
	3,167.96	009000	45.4		3,650.00	009000	47.5
	3,168.00	000100	23.5		3,669.00	000100	62.2
	3,168.13	000100	8.5		3,700.00	000100	115.1
	3,168.34	021800	3.4		3,700.00	014100	2.5
	3,169.32	000100	72.8		3,700.00	021200	2.2
	3,169.32	027600	61.4		3,700.00	021800	5.1
	3,170.71	000100	99.6		3,707.38	000100	1.5
	3,172.00	000100	84.8		3,713.00	000100	6.0
	3,180.00	021000	2.8		3,729.60	021800	1.9
	3,189.90	000100	21.1		3,750.00	000100	28.6
	3,200.00	000100	255.1		3,750.00	002200	11.9
	3,200.00	001900	2.5		3,750.00	013600	6.0
	3,200.00	019100	106.8		3,750.00	020800	0.9
	3,200.00	019200	56.3		3,753.94	000100	3.3
	3,200.00	024500	208.1		3,758.00	000100	14.6
	3,200.00	024800	20.2		3,783.35	000100	12.8
	3,250.00	000100	37.0		3,786.67	000100	28.2
	3,250.00	021800	14.2		3,789.98	000100	284.7
	3,255.83	000100	5.2		3,796.00	000100	10.8
	3,280.00	000100	54.6		3,800.00	000100	61.7
	3,295.00	000100	4.8		3,800.00	001800	0.9
	3,300.00	000100	210.5		3,800.00	019400	4.8
	3,300.00	017800	1.5		3,800.00	020800	27.8
	3,300.00	021200	6.3		3,800.00	021000	26.3
	3,300.00	021800	2.8		3,800.00	021800	3.6
	3,300.00	022900	14.9		3,800.00	022900	15.4
	3,300.00	023100	15.7		3,800.00	025400	5.0
	3,307.00	000100	11.1		3,801.76	024500	15.3
	3,326.76	021800	86.6		3,803.18	000100	31.9
	3,334.84	000100	9.5		3,806.28	000100	19.5
	3,400.00	000100	190.1		3,806.33	000100	6.0
	3,400.00	021800	7.3		3,844.00	024500	2.9
	3,404.26	020800	4.7		3,850.00	000100	14.8
	3,420.00	000100	27.8		3,872.00	000100	6.4
	3,448.89	000100	41.5		3,873.00	000100	15.3
	3,449.60	000100	21.7		3,900.00	000100	38.8
	3,472.75	000100	8.8		3,900.00	021800	3.0
	3,472.88	000100	21.1		3,909.73	000100	5.3
	3,473.00	000100	10.4		3,925.00	000100	1.1
	3,474.00	000100	7.4		3,932.60	002200	141.7

TABLE 8: BASE PRICE PAID TO GROWERS FOR GRAPES CRUSHED AND DELIVERED TO CALIFORNIA PROCESSORS FROM THE 2009 CROP WITH BRIX FACTORS AND PURCHASED TONNAGE, BY TYPE, VARIETY, REPORTING DISTRICT WHERE GROWN, AND WEIGHTED AVERAGE BASE PRICE.

District, Type, and Variety	Base Price	Brix	Tons	District, Type, and Variety	Base Price	Brix	Tons
	Per Ton	Factors			Per Ton	Factors	
	Dollars	Code a/			Dollars	Code a/	
DISTRICT 3 (Cont'd)					4,500.00	023000	4.4
Pinot Noir (Cont'd)	3,936.58	000100	4.7		4,500.00	024800	3.6
	3,947.90	000100	8.0		4,519.48	000100	10.8
	3,960.00	000100	10.4		4,560.00	000100	15.3
	3,963.00	000100	13.1		4,593.64	000100	6.3
	3,965.00	000100	2.0		4,600.00	000100	40.0
	3,977.00	000100	6.4		4,600.00	017800	5.5
	3,978.38	000100	4.0		4,605.19	000100	18.3
	3,978.38	021000	2.7		4,650.00	000100	23.4
	3,993.00	000100	3.3		4,650.00	017600	7.5
	3,995.00	022900	34.1		4,651.36	000100	1.1
	3,998.26	000100	2.3		4,665.00	000100	23.0
	4,000.00	000100	341.7		4,700.00	000100	11.2
	4,000.00	001700	4.1		4,719.00	000100	46.5
	4,000.00	011100	5.7		4,750.00	000100	12.4
	4,000.00	013800	5.5		4,774.00	021800	1.6
	4,000.00	020800	2.6		4,774.05	000100	7.9
	4,000.00	021000	3.0		4,778.05	000100	16.8
	4,000.00	021500	2.6		4,800.00	000100	26.7
	4,000.00	021800	11.8		4,800.00	002300	3.7
	4,000.00	022900	53.7		4,800.00	024800	12.9
	4,000.00	024500	3.7		4,800.00	025400	3.6
	4,028.00	024500	3.2		4,804.00	014500	42.9
	4,044.69	000100	2.8		4,834.24	000100	5.0
	4,054.00	024500	2.5		4,850.00	020800	4.6
	4,081.00	000100	4.4		4,870.59	021500	1.7
	4,085.47	000100	8.5		4,881.00	000100	3.3
	4,090.00	025300	2.3		4,889.00	000100	6.2
	4,100.00	000100	21.9		4,900.00	000100	40.8
	4,100.00	014100	10.3		4,900.00	001700	2.5
	4,105.82	000100	79.4		4,900.00	019400	3.5
	4,116.71	000100	31.9		4,942.00	000100	7.9
	4,118.57	021800	14.4		4,945.65	000100	4.6
	4,122.00	000100	6.8		4,950.00	000100	63.9
	4,135.77	000100	6.0		4,957.14	000100	3.5
	4,157.32	000100	4.3		4,967.09	021200	2.4
	4,170.00	020800	258.1		4,985.14	000100	3.7
	4,184.40	000100	5.0		5,000.00	000100	152.2
	4,189.50	000100	48.1		5,000.00	001700	4.7
	4,199.00	000100	14.8		5,000.00	017200	12.8
	4,200.00	000100	138.2		5,000.00	021000	2.2
	4,200.00	011100	4.4		5,000.00	021500	5.2
	4,200.00	014100	8.1		5,000.00	023000	8.8
	4,200.00	017600	7.7		5,000.00	024500	16.2
	4,200.00	020800	3.2		5,000.00	024800	3.6
	4,200.00	021000	31.9		5,000.00	025300	3.0
	4,200.00	024500	11.8		5,000.00	025400	11.2
	4,200.00	025400	10.6		5,000.00	027120	8.6
	4,200.00	026145	43.0		5,083.33	000100	2.1
	4,203.86	000100	8.8		5,088.00	000100	8.2
	4,222.09	011100	26.8		5,138.80	000100	16.1
	4,263.15	000100	16.8		5,149.96	023000	12.4
	4,276.06	000100	7.1		5,150.00	000100	48.2
	4,300.00	000100	22.7		5,150.00	021000	6.5
	4,300.00	001700	7.0		5,150.00	024800	6.8
	4,300.00	002200	7.7		5,200.00	000100	24.3
	4,300.00	011100	29.0		5,250.00	000100	6.5
	4,300.00	017400	3.7		5,296.00	000100	6.4
	4,300.00	023000	7.2		5,323.16	000100	1.9
	4,307.31	023000	21.1		5,370.16	000100	18.2
	4,400.00	000100	13.8		5,400.00	000100	20.0
	4,400.00	020800	5.4		5,405.27	000100	6.1
	4,400.00	025100	5.9		5,454.12	000100	5.8
	4,412.65	000100	29.9		5,454.42	000100	8.9
	4,412.75	000100	8.0		5,464.31	023000	4.9
	4,423.33	000100	41.0		5,466.32	000100	2.1
	4,494.00	000100	2.3		5,500.00	000100	68.4
	4,497.19	000100	3.2		5,500.00	017600	4.5
	4,500.00	000100	224.3		5,600.00	000100	3.2
	4,500.00	001700	1.7		5,602.94	000100	3.4
	4,500.00	014000	1.7		5,640.57	000100	5.0
	4,500.00	017600	12.6		5,843.00	000100	1.8
	4,500.00	021800	4.5		5,846.97	000100	9.0

TABLE 8: BASE PRICE PAID TO GROWERS FOR GRAPES CRUSHED AND DELIVERED TO CALIFORNIA PROCESSORS FROM THE 2009 CROP WITH BRIX FACTORS AND PURCHASED TONNAGE, BY TYPE, VARIETY, REPORTING DISTRICT WHERE GROWN, AND WEIGHTED AVERAGE BASE PRICE.

District, Type, and Variety	Base Price	Brix	Tons	District, Type, and Variety	Base Price	Brix	Tons
	Per Ton	Factors			Per Ton	Factors	
	Dollars	Code a/			Dollars	Code a/	
DISTRICT 3 (Cont'd)					3,194.16	000100	27.4
Pinot Noir (Cont'd)	5,860.00	000100	2.4		3,199.50	000100	12.1
	6,000.00	000100	68.5		3,202.98	000100	21.5
	6,000.00	017200	4.0		3,203.33	000100	11.4
	6,000.00	017400	6.7		3,219.69	000100	6.5
	6,200.00	000100	5.4		3,643.35	013600	53.6
	6,245.49	023000	8.3	Wtd. Avg. Base & Total Tons	2,215.77		653.7
	6,250.00	000100	8.8				
	6,368.00	000100	14.1	Syrah *	100.00	000100	10.8
	6,567.31	000100	4.3		126.00	000100	2.6
	6,615.00	021000	3.1		130.00	000100	1.1
	6,785.00	024800	13.0		500.00	000100	6.5
	6,994.00	024500	3.7		700.00	000100	0.3
	7,000.00	000100	2.5		750.00	021000	14.7
	7,109.00	000100	14.8		887.59	000100	10.8
	7,197.28	000100	15.9		1,000.00	000100	55.5
	7,336.96	000100	9.2		1,000.00	021000	4.7
	7,475.00	000100	1.7		1,046.00	000100	3.9
	7,500.00	000100	2.9		1,100.00	017200	3.1
	7,500.00	021000	1.7		1,172.66	019850	110.4
	7,500.00	024800	11.0		1,175.00	000100	12.1
	8,497.76	000100	8.3		1,200.00	000100	20.3
	8,760.00	000100	12.0		1,200.00	019850	27.8
	9,000.00	000100	2.3		1,300.00	021000	3.3
	9,023.00	024800	7.6		1,325.61	019850	39.9
	10,112.36	000100	8.9		1,350.00	000100	20.7
	14,084.00	024800	5.5		1,400.00	000100	4.4
Wtd. Avg. Base & Total Tons	3,043.37 d/		20,268.1		1,400.00	019850	32.0
					1,428.22	019400	61.0
Primitivo	1,500.00	000100	3.3		1,500.00	000100	11.9
	1,800.00	000100	5.3		1,500.00	017000	6.9
	1,800.00	020800	1.0		1,500.00	021000	13.8
	2,000.00	000100	14.8		1,500.00	029200	2.6
	2,200.00	000100	2.0		1,535.00	000100	4.8
	2,300.00	000100	2.8		1,600.00	000100	41.8
	2,400.00	027800	3.7		1,600.00	017100	0.5
	2,500.00	000100	7.4		1,600.00	017800	10.1
	2,652.00	000100	1.4		1,600.00	019850	10.1
	2,700.00	000100	5.3		1,630.41	000100	11.8
	2,796.44	000100	5.4		1,636.00	000100	11.1
Wtd. Avg. Base & Total Tons	2,237.28		52.4		1,684.63	000100	19.3
					1,700.00	000100	15.9
Sangiovese *	525.00	007600	12.4		1,700.00	017000	4.6
	1,200.00	000100	4.8		1,700.00	019400	14.1
	1,400.00	000100	22.3		1,700.00	025100	4.7
	1,600.00	021200	2.1		1,750.00	020800	27.5
	1,616.00	000100	5.8		1,800.00	000100	26.4
	1,650.00	013600	23.6		1,800.00	019100	8.6
	1,657.00	027800	3.5		1,800.00	019400	99.8
	1,700.00	022900	41.7		1,800.00	025400	2.3
	1,800.00	000100	40.7		1,850.00	000100	14.9
	1,800.00	020800	2.1		1,900.00	000100	18.5
	1,875.00	000100	63.2		1,900.00	019850	20.3
	1,893.86	000100	7.9		1,975.00	000100	14.9
	1,900.00	000100	18.4		2,000.00	000100	412.6
	1,900.00	022900	21.3		2,000.00	019850	4.9
	1,910.00	000100	42.9		2,000.00	021000	36.3
	1,950.00	000100	18.5		2,000.00	021200	6.3
	2,000.00	000100	36.5		2,000.00	021300	25.5
	2,000.00	017800	10.2		2,000.00	024300	2.6
	2,000.00	024300	2.5		2,040.31	019100	1.1
	2,106.30	000100	14.8		2,078.07	019850	18.4
	2,146.00	021000	2.0		2,085.80	000100	10.8
	2,160.00	000100	1.1		2,096.23	000100	0.7
	2,200.00	000100	80.3		2,100.00	000100	3.0
	2,226.00	000100	1.5		2,100.00	020800	34.7
	2,345.73	000100	13.4		2,150.00	000100	12.5
	2,400.00	000100	4.5		2,200.00	000100	24.8
	2,500.00	000100	2.6		2,200.00	021000	2.3
	2,600.00	000100	2.8		2,200.00	029200	8.2
	2,800.00	000100	5.3		2,206.07	000100	14.5
	3,000.00	000100	11.2		2,237.34	000100	135.3
	3,175.38	000100	1.3		2,242.00	000100	66.8

TABLE 8: BASE PRICE PAID TO GROWERS FOR GRAPES CRUSHED AND DELIVERED TO CALIFORNIA PROCESSORS FROM THE 2009 CROP WITH BRIX FACTORS AND PURCHASED TONNAGE, BY TYPE, VARIETY, REPORTING DISTRICT WHERE GROWN, AND WEIGHTED AVERAGE BASE PRICE.

District, Type, and Variety	Base Price	Brix	Tons	District, Type, and Variety	Base Price	Brix	Tons
	Per Ton	Factors			Per Ton	Factors	
	Dollars	Code a/			Dollars	Code a/	
DISTRICT 3 (Cont'd)							
Syrah * (Cont'd)	2,244.34	000100	35.9		3,000.00	021000	6.1
	2,250.00	000100	19.7		3,000.00	021200	1.4
	2,250.00	019850	99.9		3,000.00	021800	4.3
	2,250.00	024500	1.1		3,000.00	024500	0.7
	2,250.00	027000	10.9		3,000.00	025300	2.7
	2,295.00	000100	2.4		3,029.00	000100	3.7
	2,300.00	000100	19.0		3,054.45	000100	18.1
	2,300.00	019850	33.2		3,104.00	021500	37.3
	2,328.07	019850	25.1		3,114.68	019850	77.0
	2,329.15	000100	46.2		3,117.42	019850	9.7
	2,330.00	000100	2.5		3,125.00	000100	0.8
	2,330.00	021000	10.3		3,200.00	000100	27.7
	2,330.00	024500	2.0		3,208.00	024500	4.3
	2,330.01	000100	28.8		3,210.00	000100	1.7
	2,330.01	021800	48.2		3,210.00	019850	6.8
	2,330.67	000100	11.8		3,250.00	000100	8.4
	2,330.67	021200	7.9		3,400.00	020800	1.0
	2,335.74	019850	17.2		3,447.52	000100	4.8
	2,339.00	000100	2.0		3,500.00	000100	27.7
	2,350.00	000100	4.8		3,500.00	017400	2.5
	2,382.69	000100	2.3		3,500.00	021200	1.1
	2,395.00	000100	7.8		3,596.81	023000	2.8
	2,400.00	000100	58.4		3,600.00	021500	2.8
	2,400.00	020800	2.9		3,605.00	000100	5.1
	2,400.00	021000	2.9		3,669.10	023000	17.7
	2,400.00	024800	2.0		3,734.79	000100	14.6
	2,400.00	025300	2.1		3,750.00	000100	5.8
	2,410.00	000100	4.2		3,750.00	023000	3.7
	2,428.07	019850	54.7		3,800.00	000100	6.7
	2,444.47	017400	25.7		3,924.63	000100	10.9
	2,448.00	000100	4.9		3,978.38	000100	6.7
	2,450.00	021000	4.8		4,000.00	000100	70.3
	2,500.00	000100	66.7		4,000.00	019850	4.7
	2,500.00	019850	12.4		4,000.00	021000	1.2
	2,500.00	020800	1.4		4,000.00	021800	0.8
	2,500.00	021200	2.2		4,000.00	023000	1.6
	2,500.00	021300	2.2		4,000.00	024500	1.8
	2,500.00	021500	8.4		4,000.00	025300	2.4
	2,562.07	000100	25.6		4,080.00	000100	3.4
	2,563.01	000100	6.6		4,281.31	020800	12.0
	2,600.00	000100	17.1		4,500.00	000100	6.8
	2,600.00	021000	5.0		4,942.00	000100	5.9
	2,619.12	019850	72.0		5,000.00	000100	7.8
	2,627.24	000100	1.1		5,379.00	000100	6.5
	2,650.00	020800	4.6		5,500.00	000100	6.0
	2,677.28	020800	22.6		5,500.00	021000	1.1
	2,678.52	000100	7.1		6,294.18	000100	8.8
	2,700.00	000100	30.1	Wtd. Avg. Base & Total Tons	2,315.25		3,457.5
	2,700.00	021600	8.7	Tannat	1,880.98	000100	6.9
	2,700.00	024500	4.2		2,500.00	000100	1.2
	2,750.00	000100	23.3	Wtd. Avg. Base & Total Tons	1,972.69		8.1
	2,796.00	000100	1.4				
	2,797.51	000100	80.8	Tempranillo *	1,650.00	013600	1.3
	2,800.00	000100	29.5		1,800.00	000100	1.3
	2,800.00	017800	7.4	Wtd. Avg. Base & Total Tons	1,725.00		2.6
	2,800.00	024500	9.1				
	2,800.00	025300	4.0	Tinta Cao	1,650.00	013600	1.9
	2,800.00	025650	17.0		3,000.00	000100	3.8
	2,805.00	000100	7.5	Wtd. Avg. Base & Total Tons	2,550.00		5.7
	2,900.00	000100	17.2				
	2,900.00	024500	0.6	Zinfandel	200.00	000100	46.5
	2,911.43	017400	13.2		220.00	000100	1.0
	2,930.00	000100	5.5		400.00	021500	0.4
	2,932.50	000100	18.3		500.00	000100	58.3
	2,950.00	000100	1.5		500.00	025300	5.1
	2,950.00	024500	3.7		600.00	000100	44.2
	2,971.58	000100	3.8		632.13	000100	14.2
	2,996.44	000100	5.9		750.00	000100	36.3
	3,000.00	000100	106.1		750.00	021000	12.2
	3,000.00	013800	1.3		1,000.00	000100	23.5
	3,000.00	016310	46.0		1,000.00	011700	5.1
	3,000.00	017800	4.7		1,000.00	021000	2.8

TABLE 8: BASE PRICE PAID TO GROWERS FOR GRAPES CRUSHED AND DELIVERED TO CALIFORNIA PROCESSORS FROM THE 2009 CROP WITH BRIX FACTORS AND PURCHASED TONNAGE, BY TYPE, VARIETY, REPORTING DISTRICT WHERE GROWN, AND WEIGHTED AVERAGE BASE PRICE.

District, Type, and Variety	Base Price	Brix	Tons	District, Type, and Variety	Base Price	Brix	Tons
	Per Ton	Factors			Per Ton	Factors	
	Dollars	Code a/			Dollars	Code a/	
DISTRICT 3 (Cont'd)					2,151.11	000100	0.9
Zinfandel (Cont'd)	1,000.00	021200	6.6		2,172.41	000100	11.6
	1,000.00	029300	1.6		2,173.60	000100	2.5
	1,046.00	000100	2.8		2,180.00	024300	18.6
	1,100.00	021200	16.3		2,183.40	000100	5.3
	1,200.00	000100	3.1		2,187.78	000100	7.2
	1,200.00	021000	5.5		2,190.43	000100	9.2
	1,200.00	021500	1.0		2,191.60	000100	9.4
	1,239.40	028100	2.8		2,192.79	000100	6.1
	1,250.00	020800	1.7		2,193.33	000100	16.5
	1,250.48	021800	7.4		2,195.11	000100	18.0
	1,300.00	025300	2.5		2,196.51	000100	25.2
	1,400.00	000100	26.4		2,197.09	000100	30.2
	1,400.00	020800	1.5		2,197.67	000100	23.6
	1,491.00	000100	129.9		2,198.95	000100	20.9
	1,500.00	000100	5.5		2,198.97	000100	42.7
	1,500.00	021000	53.1		2,199.17	025100	8.5
	1,500.00	021800	1.0		2,199.26	000100	44.6
	1,500.00	025400	5.3		2,199.37	000100	35.0
	1,500.00	030600	1.7		2,199.46	000100	20.5
	1,500.00	046000	13.2		2,199.66	000100	64.9
	1,551.69	000100	10.4		2,200.00	000100	568.1
	1,600.00	000100	5.5		2,200.00	017600	21.4
	1,650.00	014100	29.9		2,200.00	021800	9.4
	1,685.12	000100	39.8		2,200.00	046000	36.6
	1,700.00	000100	445.9		2,200.96	000100	45.8
	1,700.00	017800	9.7		2,201.05	000100	62.8
	1,700.00	021200	18.5		2,201.30	000100	33.8
	1,700.00	022460	67.7		2,201.41	000100	31.3
	1,800.00	000100	127.8		2,201.77	000100	24.9
	1,800.00	017800	1.0		2,201.96	000100	22.4
	1,800.00	021000	8.0		2,202.33	000100	18.9
	1,800.00	021500	13.2		2,202.63	000100	37.7
	1,800.00	021600	16.8		2,202.97	000100	7.4
	1,800.00	021800	30.5		2,203.21	000100	27.4
	1,800.00	025300	83.3		2,203.44	000100	6.4
	1,800.00	028000	7.6		2,203.55	000100	24.8
	1,850.00	022460	28.5		2,250.00	000100	42.1
	1,852.89	022460	17.8		2,250.00	020800	245.6
	1,900.00	000100	57.4		2,250.00	021000	4.1
	1,900.00	021000	6.0		2,250.00	027800	5.5
	1,900.00	022460	19.8		2,250.00	068300	25.5
	1,900.00	024300	8.1		2,263.04	017800	32.6
	1,900.00	024800	8.7		2,300.00	000100	298.8
	1,975.00	000100	23.9		2,300.00	017800	10.6
	1,985.00	000100	0.9		2,300.00	019200	61.0
	1,996.91	000100	29.8		2,300.00	021000	19.5
	1,999.23	000100	10.4		2,300.00	022460	7.4
	2,000.00	000100	338.6		2,300.00	024300	21.0
	2,000.00	013600	2.0		2,300.00	024500	2.2
	2,000.00	013800	6.2		2,300.00	068300	24.3
	2,000.00	014100	20.8		2,307.00	027800	6.5
	2,000.00	017400	21.1		2,311.05	000100	16.8
	2,000.00	017600	15.3		2,350.00	000100	157.9
	2,000.00	017800	51.0		2,350.00	022460	59.2
	2,000.00	020800	159.0		2,350.00	024300	39.7
	2,000.00	021000	11.2		2,352.03	000100	46.2
	2,000.00	021200	4.0		2,376.24	000100	10.1
	2,000.00	022460	19.7		2,393.37	000100	18.1
	2,000.00	024300	9.1		2,396.94	000100	23.5
	2,000.00	025300	14.6		2,400.00	000100	138.8
	2,000.00	025450	36.8		2,400.00	017600	6.2
	2,000.00	027800	1.3		2,400.00	017800	20.9
	2,043.00	000100	219.7		2,400.00	022460	39.8
	2,050.00	022460	32.2		2,400.00	025300	25.4
	2,050.00	025650	27.8		2,400.00	068300	47.7
	2,075.00	000100	11.3		2,401.41	000100	34.0
	2,090.80	022460	48.3		2,450.00	000100	21.7
	2,100.00	000100	155.7		2,469.13	000100	73.9
	2,100.00	017800	14.5		2,473.38	021800	6.2
	2,100.00	022460	66.0		2,475.00	022460	14.5
	2,150.00	000100	30.7		2,477.00	024500	1.5
	2,150.00	017200	4.3		2,477.55	021200	10.0

TABLE 8: BASE PRICE PAID TO GROWERS FOR GRAPES CRUSHED AND DELIVERED TO CALIFORNIA PROCESSORS FROM THE 2009 CROP WITH BRIX FACTORS AND PURCHASED TONNAGE, BY TYPE, VARIETY, REPORTING DISTRICT WHERE GROWN, AND WEIGHTED AVERAGE BASE PRICE.

District, Type, and Variety	Base Price	Brix	Tons	District, Type, and Variety	Base Price	Brix	Tons
	Per Ton	Factors			Per Ton	Factors	
	Dollars	Code a/			Dollars	Code a/	
DISTRICT 3 (Cont'd)					2,751.06	024800	42.3
Zinfandel (Cont'd)	2,479.00	017600	14.8		2,751.09	022460	26.6
	2,479.54	000100	89.0		2,800.00	000100	119.1
	2,479.54	017800	67.5		2,800.00	020800	5.0
	2,480.00	000100	37.0		2,800.00	024500	13.2
	2,483.78	021800	0.6		2,800.00	025100	25.8
	2,485.00	000100	15.4		2,800.00	025400	2.1
	2,485.00	027600	4.9		2,800.00	026700	3.2
	2,485.66	000100	23.0		2,800.00	027600	10.7
	2,485.66	024300	8.7		2,800.00	027800	3.3
	2,496.96	000100	108.6		2,824.35	000100	2.3
	2,497.00	021000	55.6		2,825.00	000100	36.8
	2,497.00	024600	32.7		2,876.14	020800	25.5
	2,500.00	000100	313.5		2,876.17	020800	74.0
	2,500.00	001900	4.5		2,890.63	000100	7.9
	2,500.00	017400	80.9		2,900.00	000100	11.1
	2,500.00	017800	63.5		2,903.81	000100	8.8
	2,500.00	018000	9.7		2,958.00	000100	29.1
	2,500.00	021000	2.0		2,992.11	000100	3.8
	2,500.00	021200	16.6		3,000.00	000100	184.5
	2,500.00	022460	83.0		3,000.00	003100	0.7
	2,500.00	023100	12.0		3,000.00	017800	43.0
	2,500.00	024500	17.4		3,000.00	021500	13.7
	2,500.00	024800	3.7		3,000.00	021800	13.5
	2,500.00	025100	19.5		3,000.00	022460	5.0
	2,500.00	025300	76.8		3,000.00	024500	58.7
	2,500.00	027800	6.5		3,000.00	024600	5.0
	2,500.60	022460	67.2		3,000.00	024800	3.0
	2,500.89	000100	3.6		3,000.00	025300	7.4
	2,500.90	000100	2.0		3,000.00	025430	5.0
	2,500.96	000100	26.6		3,000.00	031520	6.0
	2,500.96	020800	40.2		3,016.00	000100	17.7
	2,500.96	021200	102.2		3,030.00	000100	4.1
	2,500.96	021800	22.0		3,099.43	000100	9.3
	2,500.99	022460	4.7		3,099.47	000100	2.3
	2,500.99	023000	16.3		3,100.00	000100	22.6
	2,500.99	028000	3.4		3,162.00	000100	8.6
	2,545.00	000100	5.5		3,172.54	000100	5.4
	2,546.90	000100	58.6		3,197.99	000100	31.9
	2,550.00	000100	33.5		3,200.00	000100	143.7
	2,599.00	000100	27.5		3,220.00	019300	6.1
	2,599.96	000100	73.1		3,220.61	000100	8.7
	2,600.00	000100	117.3		3,233.13	000100	28.8
	2,600.00	014100	1.3		3,319.94	000100	5.3
	2,600.00	017600	4.7		3,359.47	000100	4.2
	2,600.00	017800	3.2		3,370.00	027800	18.9
	2,600.00	021800	10.0		3,395.00	000100	1.8
	2,600.00	022460	53.5		3,400.00	000100	3.8
	2,600.00	024800	15.1		3,400.00	020800	11.2
	2,600.99	022460	27.5		3,444.44	000100	1.8
	2,601.00	000100	183.5		3,500.00	000100	95.6
	2,626.00	024300	17.8		3,500.00	024800	4.3
	2,650.00	000100	3.5		3,500.00	025430	5.2
	2,652.00	000100	21.4		3,558.86	000100	3.5
	2,668.50	000100	1.8		3,567.86	000100	5.6
	2,676.00	021000	39.7		3,572.31	000100	3.9
	2,700.00	000100	46.0		3,582.86	000100	4.2
	2,700.00	017400	6.1		3,589.09	000100	13.2
	2,700.00	017800	3.1		3,590.40	000100	7.5
	2,700.00	021800	8.4		3,592.34	000100	18.8
	2,700.00	022460	131.8		3,600.00	000100	21.5
	2,700.00	025300	9.2		3,607.06	000100	5.1
	2,700.00	025430	9.0		3,611.61	000100	6.2
	2,700.00	026700	30.6		3,611.62	000100	10.5
	2,700.76	022460	63.6		3,643.35	014100	7.8
	2,710.88	022460	34.2		3,719.31	003100	8.8
	2,716.00	000100	4.5		3,770.00	000100	35.1
	2,727.49	000100	35.3		3,797.46	000100	18.0
	2,727.53	018000	16.2		3,800.00	000100	24.5
	2,732.00	000100	26.4		3,800.00	027800	52.4
	2,750.00	000100	31.2		3,850.00	000100	1.5
	2,750.00	017600	4.2		3,867.98	022460	21.5
	2,750.00	022460	30.3		3,920.00	027600	27.9

TABLE 8: BASE PRICE PAID TO GROWERS FOR GRAPES CRUSHED AND DELIVERED TO CALIFORNIA PROCESSORS FROM THE 2009 CROP WITH BRIX FACTORS AND PURCHASED TONNAGE, BY TYPE, VARIETY, REPORTING DISTRICT WHERE GROWN, AND WEIGHTED AVERAGE BASE PRICE.

District, Type, and Variety	Base Price	Brix	Tons	District, Type, and Variety	Base Price	Brix	Tons
	Per Ton	Factors			Per Ton	Factors	
	Dollars	Code a/			Dollars	Code a/	
DISTRICT 3 (Cont'd)							
Zinfandel (Cont'd)	3,960.16	000100	29.3		1,571.79	000100	271.1
	3,977.36	000100	5.3		1,600.00	000100	152.1
	3,980.67	000100	7.5		1,600.00	013400	7.8
	3,986.60	018000	22.2		1,650.00	017200	15.9
	3,986.60	022460	17.7		1,651.42	000100	87.0
	3,991.99	000100	23.1		1,700.00	000100	8.7
	3,994.14	000100	13.3		1,700.00	021200	21.4
	3,996.58	000100	11.7		1,750.00	000100	77.4
	3,996.67	000100	31.6		1,800.00	000100	188.8
	4,000.00	000100	117.1		1,800.00	013600	6.9
	4,000.00	021200	6.5		1,825.00	000100	50.1
	4,000.00	068300	4.6		1,828.06	000100	67.2
	4,000.71	000100	11.2		1,850.00	000100	2.6
	4,011.01	000100	10.9		1,850.00	021200	160.1
	4,050.00	027600	4.5		1,864.05	000100	219.8
	4,065.04	000100	16.0		1,873.14	000100	130.9
	4,068.89	000100	39.1		1,890.00	000100	9.0
	4,100.00	000100	13.8		1,900.00	000100	256.7
	4,100.00	068300	15.6		1,900.00	019100	122.9
	4,200.00	000100	99.4		1,908.37	000100	13.1
	4,200.00	003100	7.5		1,909.87	000100	83.9
	4,200.00	022460	63.9		1,913.42	000100	85.2
	4,233.00	000100	68.7		1,914.55	000100	86.4
	4,345.77	000100	5.9		1,928.24	000100	45.2
	4,484.87	000100	7.1		1,936.26	000100	35.3
	4,500.00	000100	11.7		1,947.00	001620	547.9
	4,500.00	024800	3.5		1,950.00	000100	18.7
	4,707.55	020800	59.4		2,000.00	000100	108.6
	4,978.26	000100	6.9		2,000.00	002200	18.5
Wtd. Avg. Base & Total Tons	2,453.65		10,920.0		2,000.00	009000	0.8
					2,000.00	017600	34.4
Other Red b/	175.00	045600	143.9		2,000.00	020800	10.8
	1,800.00	000100	8.6		2,000.00	021200	9.1
	2,000.00	000100	6.1		2,007.74	000100	91.2
	2,000.00	021000	0.7		2,046.29	000100	39.9
	2,000.00	021200	5.2		2,050.00	000100	174.4
	2,306.04	000100	5.3		2,050.16	000100	58.2
	2,500.00	000100	11.6		2,060.00	025300	39.5
	2,750.00	000100	38.1		2,093.51	000100	6.1
	2,800.00	000100	13.8		2,100.00	000100	207.1
	3,000.00	017800	4.1		2,100.00	017000	29.6
	3,236.00	017600	0.6		2,100.00	021000	91.6
	3,770.00	000100	28.7		2,110.75	000100	51.9
	3,986.60	021000	6.9		2,150.00	000100	26.7
Wtd. Avg. Base & Total Tons	1,459.24		273.6		2,165.00	000100	9.9
					2,171.94	000100	33.2
					2,200.00	000100	363.7
					2,200.00	011300	4.7
DISTRICT 4					2,200.00	017400	103.8
WINE GRAPES (WHITE)					2,200.00	019400	45.0
Albarino	2,200.00	000100	6.8		2,200.00	021000	400.8
Wtd. Avg. Base & Total Tons	2,200.00		6.8		2,213.44	000100	31.2
					2,222.55	021000	25.4
Chardonnay *	200.00	000100	12.3		2,250.00	000100	14.1
	380.00	000100	5.7		2,250.00	013600	17.9
	475.00	000100	153.6		2,250.00	021500	23.9
	500.00	000100	131.3		2,250.56	017200	109.1
	500.00	019200	12.6		2,265.00	000100	6.0
	500.00	046000	181.2		2,265.11	021000	17.6
	500.00	068300	158.1		2,283.65	000100	7.6
	775.00	000100	25.6		2,297.40	021000	3.7
	800.00	000100	88.6		2,300.00	000100	64.9
	1,000.00	000100	43.7		2,300.00	017600	54.7
	1,020.00	000100	256.2		2,310.00	000100	76.5
	1,100.00	046000	156.0		2,310.00	020800	48.9
	1,150.00	020800	8.6		2,324.92	000100	148.8
	1,200.00	000100	11.7		2,324.92	000100	28.0
	1,250.00	017400	42.8		2,338.00	000100	126.7
	1,400.00	000100	132.0		2,343.72	021000	181.3
	1,500.00	000100	45.3		2,350.00	000100	23.8
	1,500.00	014100	1.0		2,350.00	019400	22.7
	1,500.00	017400	3.9		2,352.11	021000	8.0
	1,500.00	017600	8.9		2,354.00	000100	100.0
	1,500.00	030945	2.0		2,356.24	000100	

TABLE 8: BASE PRICE PAID TO GROWERS FOR GRAPES CRUSHED AND DELIVERED TO CALIFORNIA PROCESSORS FROM THE 2009 CROP WITH BRIX FACTORS AND PURCHASED TONNAGE, BY TYPE, VARIETY, REPORTING DISTRICT WHERE GROWN, AND WEIGHTED AVERAGE BASE PRICE.

District, Type, and Variety	Base Price	Brix	Tons	District, Type, and Variety	Base Price	Brix	Tons
	Per Ton	Factors			Per Ton	Factors	
	Dollars	Code a/			Dollars	Code a/	
DISTRICT 4 (Cont'd)							
Chardonnay * (Cont'd)	2,358.00	000100	7.4		2,850.00	000100	52.0
	2,359.00	000100	11.8		2,877.95	017600	105.3
	2,359.00	022800	2.9		2,877.95	017800	44.6
	2,359.14	000100	201.8		2,878.00	000100	35.0
	2,359.17	000100	70.8		2,900.00	000100	6.0
	2,359.17	023000	157.9		2,905.00	000100	66.5
	2,362.50	000100	72.5		2,907.77	021000	215.1
	2,362.67	000100	31.8		2,919.92	000100	31.4
	2,365.41	000100	60.2		2,980.74	017600	91.4
	2,376.46	000100	100.6		2,997.86	017600	250.7
	2,380.95	000100	2.1		3,000.00	000100	406.3
	2,385.54	021000	24.7		3,048.39	000100	4.0
	2,398.00	000100	4.8		3,100.00	000100	99.7
	2,398.33	000100	87.6		3,105.42	013600	20.3
	2,400.00	000100	119.3		3,184.84	000100	11.6
	2,400.00	017000	86.8		3,200.00	000100	488.0
	2,400.00	019000	100.7		3,200.00	013100	12.6
	2,400.00	020800	10.9		3,231.48	000100	98.8
	2,400.00	021000	186.6		3,240.26	000100	16.3
	2,400.00	021200	36.5		3,240.26	021500	10.8
	2,400.23	000100	52.6		3,250.00	000100	120.9
	2,415.00	000100	34.2		3,300.00	000100	5.7
	2,431.07	021200	57.9		3,400.00	000100	127.3
	2,433.00	020800	17.6		3,500.00	000100	28.7
	2,445.66	000100	83.4		3,500.00	013800	35.7
	2,448.12	000100	148.7		3,500.00	021000	22.3
	2,450.00	000100	42.8		3,500.00	024500	8.8
	2,450.00	021000	183.8		3,567.96	013600	38.4
	2,451.73	000100	8.5		3,600.00	000100	12.6
	2,451.75	000100	25.1		3,600.00	021000	26.1
	2,487.94	021000	165.4		3,640.00	000100	26.3
	2,497.00	000100	5.3		3,675.00	000100	3.0
	2,500.00	000100	54.3		3,750.00	000100	21.6
	2,500.00	017400	2.6		3,800.00	000100	24.3
	2,500.00	020800	10.0		3,800.00	023000	10.0
	2,500.00	021000	62.3		3,899.26	000100	26.1
	2,500.00	022800	8.0		4,000.00	000100	27.6
	2,521.00	000100	3.4		4,000.00	013800	12.6
	2,540.00	000100	22.8		4,000.00	021000	23.5
	2,550.00	000100	92.3		4,000.00	023000	9.4
	2,556.44	000100	19.6		4,000.00	024500	5.4
	2,575.00	021200	1.4		4,005.14	017600	20.9
	2,578.20	000100	60.0		4,203.00	002200	35.1
	2,579.85	000100	52.0		4,241.00	000100	26.0
	2,594.00	013600	7.1		4,500.00	000100	4.2
	2,595.00	014100	2.7		4,791.24	000100	7.1
	2,595.05	000100	72.1		4,993.90	000100	13.1
	2,595.09	023000	90.4		5,000.00	000100	37.9
	2,598.70	000100	77.2		5,000.00	013800	23.4
	2,600.00	000100	142.0		5,000.00	021000	3.9
	2,600.00	021000	240.3		5,023.42	000100	9.3
	2,606.28	021000	29.9		5,032.00	021200	7.6
	2,611.51	017600	51.7		5,255.00	021000	14.4
	2,634.95	000100	101.3		6,524.00	021000	2.5
	2,638.16	000100	43.0	Wtd. Avg. Base & Total Tons	7,500.00	021800	24.5
	2,638.16	013600	14.5		2,320.09		15,262.8
	2,641.00	000100	2.4	Chenin Blanc	491.73	000100	6.6
	2,646.58	000100	35.0		500.00	000100	61.6
	2,650.00	000100	244.5		750.00	017000	8.5
	2,650.00	020800	15.0		2,000.00	000100	9.4
	2,683.00	000100	74.7	Wtd. Avg. Base & Total Tons	687.81		86.1
	2,700.00	000100	82.7	Flora	2,204.60	000100	49.6
	2,700.00	017600	83.9	Wtd. Avg. Base & Total Tons	2,204.60		49.6
	2,700.00	024500	2.0	Gewurztraminer	1,200.00	000100	5.2
	2,705.00	000100	23.6	Wtd. Avg. Base & Total Tons	1,200.00		5.2
	2,713.01	000100	96.6	Gruner Veltliner	2,000.00	000100	2.9
	2,726.14	000100	108.8	Wtd. Avg. Base & Total Tons	2,000.00		2.9
	2,750.00	000100	13.0	Malvasia Bianca	500.00	000100	5.6
	2,764.31	000100	78.2				
	2,800.00	000100	431.5				
	2,831.00	000100	26.9				
	2,832.50	013600	14.0				

TABLE 8: BASE PRICE PAID TO GROWERS FOR GRAPES CRUSHED AND DELIVERED TO CALIFORNIA PROCESSORS FROM THE 2009 CROP WITH BRIX FACTORS AND PURCHASED TONNAGE, BY TYPE, VARIETY, REPORTING DISTRICT WHERE GROWN, AND WEIGHTED AVERAGE BASE PRICE.

District, Type, and Variety	Base Price	Brix	Tons	District, Type, and Variety	Base Price	Brix	Tons
	Per Ton	Factors			Per Ton	Factors	
	Dollars	Code a/			Dollars	Code a/	
DISTRICT 4 (Cont'd)					1,400.00	000100	20.0
Wtd. Avg. Base & Total Tons	500.00		5.6		1,445.00	000100	30.5
					1,500.00	000100	22.0
Marsanne	1,600.00	000100	8.3		1,500.00	017200	15.0
	3,400.00	021200	5.8		1,500.00	052045	1.9
	3,500.00	000100	4.0		1,600.00	000100	103.5
	4,000.00	000100	9.3		1,600.00	017000	12.1
Wtd. Avg. Base & Total Tons	3,072.99		27.4		1,600.00	020800	49.5
					1,605.94	000100	276.9
Muscat Blanc *	1,200.00	000100	2.9		1,616.00	000100	61.7
	1,300.00	028300	6.6		1,650.00	000100	142.8
	1,500.00	000100	11.1		1,650.00	017600	47.2
	1,600.00	000100	12.4		1,666.66	000100	1.2
	1,800.00	000100	12.5		1,700.00	000100	14.0
	1,825.00	000100	6.2		1,700.00	020800	55.4
	1,995.00	000100	7.8		1,750.00	000100	56.1
	2,000.00	000100	9.3		1,750.00	013400	5.6
	2,200.00	000100	6.1		1,750.00	015080	176.2
Wtd. Avg. Base & Total Tons	1,734.93		74.9		1,750.00	024500	3.2
					1,765.19	020800	38.8
Pinot Blanc	1,702.07	000100	15.5		1,768.00	000100	107.6
	1,950.00	014100	0.4		1,800.00	000100	534.9
	2,000.00	000100	34.5		1,800.00	013400	10.4
Wtd. Avg. Base & Total Tons	1,907.98		50.4		1,800.00	013600	32.8
					1,800.00	013800	18.0
Pinot Gris *	606.00	000100	54.1		1,800.00	015080	24.8
	1,290.00	000100	0.6		1,800.00	016900	47.2
	1,484.43	000100	18.7		1,810.00	000100	105.9
	1,500.00	000100	49.9		1,824.00	000100	8.7
	1,500.00	017400	75.5		1,825.00	000100	107.5
	1,714.62	000100	81.7		1,833.84	000100	15.9
	1,794.11	000100	25.8		1,833.95	000100	80.6
	1,800.00	000100	10.7		1,847.00	000100	5.9
	1,800.00	014100	6.1		1,848.00	000100	8.7
	1,900.00	000100	18.9		1,850.00	000100	401.6
	1,900.00	017400	43.3		1,850.00	015080	166.0
	1,950.00	000100	29.0		1,850.00	016900	201.9
	2,000.00	013400	12.9		1,850.00	017000	79.7
	2,000.00	014100	3.5		1,867.00	000100	45.7
	2,100.00	000100	33.4		1,871.46	015080	66.1
	2,100.00	017200	6.2		1,875.00	015080	76.8
	2,111.00	017400	24.0		1,882.25	000100	119.6
	2,113.18	000100	15.9		1,882.25	013600	2.8
	2,115.00	017400	2.8		1,882.91	000100	33.7
	2,175.00	017200	8.0		1,883.00	000100	3.6
	2,180.00	000100	26.0		1,900.00	000100	161.5
	2,459.74	017400	44.6		1,900.00	013600	3.4
	2,595.05	017400	56.2		1,900.00	015080	42.7
Wtd. Avg. Base & Total Tons	1,816.20		647.8		1,900.00	021000	6.1
					1,905.00	000100	22.3
Ribolla Gialla *	2,250.00	017300	1.3		1,905.26	000100	18.4
	3,000.00	000100	2.4		1,905.30	021000	9.7
Wtd. Avg. Base & Total Tons	2,736.49		3.7		1,905.91	000100	153.9
					1,905.91	017200	28.2
Roussanne	3,500.00	000100	3.5		1,906.00	000100	16.0
Wtd. Avg. Base & Total Tons	3,500.00		3.5		1,906.98	013800	2.2
					1,907.00	020800	2.6
Sauvignon Blanc	250.00	000100	4.8		1,925.00	000100	344.1
	400.00	000100	106.0		1,932.91	000100	26.5
	450.00	009100	25.1		1,933.95	000100	205.9
	850.00	000100	9.4		1,950.00	000100	125.4
	858.50	000100	7.6		1,950.00	013800	1.0
	1,000.00	000100	0.4		1,950.00	017200	5.5
	1,000.00	013800	1.0		1,961.06	000100	17.1
	1,000.00	017000	5.4		1,962.00	000100	35.1
	1,000.00	024500	14.3		1,976.00	000100	7.5
	1,100.00	000100	6.8		1,995.72	000100	18.4
	1,130.00	000100	27.4		2,000.00	000100	234.6
	1,200.00	002200	3.0		2,000.00	013100	9.6
	1,200.00	021200	9.9		2,000.00	015080	28.1
	1,250.00	000100	29.2		2,017.14	000100	19.4
	1,300.00	000100	5.3		2,025.00	000100	24.8
	1,318.04	000100	48.8		2,033.95	000100	76.7

TABLE 8: BASE PRICE PAID TO GROWERS FOR GRAPES CRUSHED AND DELIVERED TO CALIFORNIA PROCESSORS FROM THE 2009 CROP WITH BRIX FACTORS AND PURCHASED TONNAGE, BY TYPE, VARIETY, REPORTING DISTRICT WHERE GROWN, AND WEIGHTED AVERAGE BASE PRICE.

District, Type, and Variety	Base Price	Brix	Tons	District, Type, and Variety	Base Price	Brix	Tons
	Per Ton	Factors			Per Ton	Factors	
	Dollars	Code a/			Dollars	Code a/	
DISTRICT 4 (Cont'd)							
Sauvignon Blanc (Cont'd)	2,050.00	000100	48.2		2,100.00	000100	16.6
	2,071.20	000100	18.6		2,100.00	009300	4.3
	2,079.70	015080	26.9		2,150.00	000100	14.8
	2,080.38	000100	11.7		2,152.37	000100	3.6
	2,093.00	000100	13.6		2,200.00	000100	36.0
	2,100.00	000100	107.0		2,200.00	008000	1.0
	2,100.00	009500	0.9		2,230.92	000100	15.8
	2,110.00	000100	30.8		2,300.00	000100	6.8
	2,131.68	017400	2.9		2,300.00	013400	12.7
	2,150.00	000100	71.0		2,350.00	000100	12.3
	2,151.04	000100	24.9		2,470.00	000100	11.7
	2,165.00	013600	8.3		2,500.00	000100	26.1
	2,172.00	000100	153.8		2,623.60	000100	4.1
	2,176.00	000100	11.3		2,698.00	000100	24.6
	2,176.03	000100	6.9		2,700.00	000100	2.7
	2,191.80	000100	3.9		2,804.34	000100	7.4
	2,192.00	000100	24.8		2,806.34	000100	6.1
	2,200.00	000100	122.2		2,816.00	000100	14.0
	2,200.00	011300	6.7		2,816.00	000100	1.9
	2,200.00	013600	4.4		3,227.00	000100	2.8
	2,200.00	021000	5.2		3,800.00	000100	5.3
	2,232.00	000100	17.8		3,900.00	025100	5.9
	2,250.00	000100	35.2		7,358.90	000100	5.9
	2,250.00	009100	3.0	Wtd. Avg. Base & Total Tons	12,897.00	000100	15.8
	2,260.00	000100	56.3		2,778.90		385.5
	2,260.00	006100	76.5	Tocai Friulano	2,250.00	017300	0.2
	2,287.09	000100	15.5	Wtd. Avg. Base & Total Tons	2,250.00		0.2
	2,300.00	000100	301.6	Verdelho	2,500.00	000100	3.0
	2,350.00	000100	29.0	Wtd. Avg. Base & Total Tons	2,500.00		3.0
	2,465.00	031160	4.3	Viognier	1,400.00	024800	3.0
	2,470.00	000100	42.3		1,495.00	000100	2.8
	2,496.00	020400	11.1		1,600.00	000100	2.1
	2,498.00	000100	6.3		2,000.00	021000	1.5
	2,594.11	000100	3.1		2,200.00	021000	8.1
	2,600.00	000100	13.9		2,381.00	001800	13.8
	2,700.00	000100	9.7		2,400.00	000100	22.5
	2,750.00	000100	1.2		2,527.83	021000	17.7
	2,755.00	000100	8.0		2,657.60	000100	20.6
	2,800.00	000100	14.3		2,786.15	019300	3.0
	2,987.00	000100	13.6		2,800.00	000100	0.7
	3,000.00	000100	62.2		2,850.00	019500	68.0
	6,849.00	000100	0.3		3,000.00	000100	44.7
	7,222.00	000100	5.2		3,054.17	000100	3.4
Wtd. Avg. Base & Total Tons	1,880.50		6,825.5		3,204.00	000100	2.1
Sauvignon Musque	858.50	000100	8.4		3,800.00	000100	3.7
	1,600.00	020800	9.3		3,900.00	000100	0.2
	1,750.00	000100	8.6		3,900.61	021200	3.6
	1,800.00	000100	8.0		4,500.00	000100	1.2
	1,950.00	013800	1.0	Wtd. Avg. Base & Total Tons	2,732.49		222.7
	2,000.00	000100	5.7	White Riesling *	1,200.00	000100	4.3
	2,050.00	000100	23.9		1,300.00	010900	5.5
	2,070.48	000100	7.3		1,500.00	000100	8.6
	2,100.00	000100	11.5		1,800.00	000100	5.9
	2,172.09	000100	55.6		2,250.00	000100	6.4
	2,300.00	000100	7.3		2,250.00	014100	1.5
	2,400.00	021000	3.2		2,375.00	000100	17.9
	2,470.00	000100	13.4		2,381.00	001310	67.7
	2,634.00	020800	0.7		3,000.00	011100	5.0
	3,029.00	000100	5.5		3,500.00	000100	5.1
Wtd. Avg. Base & Total Tons	2,066.06		169.4		3,600.00	000100	2.9
Sauvignon Vert *	1,441.26	000100	1.1		4,762.00	003740	3.4
Wtd. Avg. Base & Total Tons	1,441.26		1.1	Wtd. Avg. Base & Total Tons	2,360.60		134.2
Semillon	1,200.00	030600	3.5	Other White b/	3,000.00	000100	14.0
	1,700.00	000100	10.5		5,900.00	000100	0.4
	1,800.00	000100	9.5	Wtd. Avg. Base & Total Tons	3,080.56		14.4
	1,850.00	000100	21.9	WINE GRAPES (RED)			
	1,919.00	000100	5.1	Aglianico	3,000.00	000100	1.8
	2,000.00	000100	41.5	Wtd. Avg. Base & Total Tons	3,000.00		1.8
	2,050.00	000100	41.2				

TABLE 8: BASE PRICE PAID TO GROWERS FOR GRAPES CRUSHED AND DELIVERED TO CALIFORNIA PROCESSORS FROM THE 2009 CROP WITH BRIX FACTORS AND PURCHASED TONNAGE, BY TYPE, VARIETY, REPORTING DISTRICT WHERE GROWN, AND WEIGHTED AVERAGE BASE PRICE.

District, Type, and Variety	Base Price	Brix	Tons	District, Type, and Variety	Base Price	Brix	Tons
	Per Ton	Factors			Per Ton	Factors	
	Dollars	Code a/			Dollars	Code a/	
DISTRICT 4 (Cont'd)					4,754.93	000100	7.1
					4,800.00	000100	6.0
Barbera	2,000.00	000100	5.0		4,950.00	000100	5.4
	2,100.00	000100	9.0		4,952.90	021000	10.8
	3,300.00	000100	0.5		4,952.94	000100	2.4
	3,800.00	000100	1.8		4,981.35	000100	30.7
	4,000.00	000100	4.5		5,000.00	000100	54.7
Wtd. Avg. Base & Total Tons	2,662.98		20.8		5,100.00	000100	10.2
					5,200.00	000100	8.7
Cabernet Franc	1,056.58	000100	4.7		5,250.00	000100	13.7
	1,200.00	000100	7.5		5,320.00	000100	3.8
	2,000.00	000100	32.8		5,400.00	000100	11.7
	2,000.00	014100	3.4		5,401.44	000100	21.4
	2,000.00	017600	16.7		5,434.20	000100	13.5
	2,000.00	021200	3.7		5,460.90	000100	14.1
	2,000.00	021800	0.5		5,500.00	000100	25.9
	2,500.00	000100	1.7		5,500.38	000100	0.7
	2,500.00	017900	3.5		5,526.75	000100	0.9
	2,500.00	020600	2.0		5,566.00	000100	9.4
	2,600.00	000100	3.5		5,626.50	000100	44.1
	2,700.00	000100	3.2		5,626.50	025400	4.7
	2,750.00	000100	2.4		5,628.00	000100	1.4
	2,800.00	000100	2.0		5,750.00	000100	1.6
	2,800.00	013600	2.5		5,761.54	027150	10.2
	3,000.00	000100	24.2		5,800.00	000100	30.3
	3,050.00	000100	17.5		5,851.56	025400	9.0
	3,137.00	001850	11.1		5,900.00	000100	25.9
	3,399.00	000100	16.0		5,972.51	017600	13.5
	3,400.00	000100	9.8		5,987.00	000100	9.0
	3,500.00	000100	9.6		5,988.55	021000	4.8
	3,750.00	000100	36.1		6,000.00	000100	14.2
	3,800.00	000100	132.4		6,000.00	021200	4.9
	3,800.00	025300	1.7		6,000.00	025100	1.9
	3,900.00	020800	6.4		6,076.62	028300	8.2
	3,908.99	000100	32.5		6,120.00	000100	3.4
	4,000.00	000100	25.6		6,500.00	000100	15.7
	4,000.00	014100	1.7		6,500.00	014500	1.4
	4,000.00	020800	1.0		6,500.00	027600	1.0
	4,000.00	027310	3.0		6,625.00	000100	1.2
	4,100.00	000100	23.1		6,733.74	000100	3.1
	4,108.25	000100	7.2		6,750.00	000100	5.1
	4,109.20	000100	1.0		6,752.00	000100	5.2
	4,200.00	000100	11.2		6,754.01	000100	2.4
	4,200.00	022900	11.3		6,793.00	000100	2.7
	4,200.00	024800	14.1		6,800.00	000100	1.6
	4,294.00	002300	13.0		6,800.00	027800	1.5
	4,300.00	000100	12.6		7,000.00	000100	4.8
	4,336.50	000100	0.9		7,000.00	002200	2.0
	4,391.91	000100	2.8		7,000.00	021000	1.9
	4,400.00	000100	15.9		7,300.00	000100	9.7
	4,433.00	000100	3.0		7,500.00	000100	3.5
	4,452.99	000100	7.6		7,500.00	025100	5.6
	4,453.00	024500	24.5		7,901.99	000100	2.5
	4,500.00	000100	89.5		8,212.11	000100	1.9
	4,500.00	013600	16.5		9,000.00	025300	4.8
	4,500.00	021000	18.1		9,005.34	000100	11.3
	4,500.00	021800	1.4		9,500.00	000100	5.9
	4,500.00	025400	2.4		9,579.59	020800	30.3
	4,501.20	017200	1.9		9,658.00	000100	0.5
	4,502.67	000100	24.2		9,750.97	000100	2.6
	4,502.67	019300	5.9		9,800.00	000100	9.0
	4,509.00	001800	4.0		9,950.92	000100	5.6
	4,528.50	000100	28.8		10,000.00	025400	1.0
	4,529.00	000100	0.8		10,439.69	000100	1.2
	4,530.69	000100	2.2		10,520.83	000100	4.8
	4,530.69	025300	4.0		12,500.00	000100	8.2
	4,642.84	000100	8.0		13,000.00	000100	3.2
	4,700.00	000100	1.6		13,143.00	000100	3.9
	4,720.00	000100	5.6		15,000.00	025300	2.5
	4,725.00	000100	14.8		17,397.00	000100	6.8
	4,730.69	000100	9.4		17,500.00	025400	9.1
	4,750.00	000100	1.0	Wtd. Avg. Base & Total Tons	5,082.73		1,431.0
	4,754.00	021800	2.3				

TABLE 8: BASE PRICE PAID TO GROWERS FOR GRAPES CRUSHED AND DELIVERED TO CALIFORNIA PROCESSORS FROM THE 2009 CROP WITH BRIX FACTORS AND PURCHASED TONNAGE, BY TYPE, VARIETY, REPORTING DISTRICT WHERE GROWN, AND WEIGHTED AVERAGE BASE PRICE.

District, Type, and Variety	Base Price	Brix	Tons	District, Type, and Variety	Base Price	Brix	Tons
	Per Ton	Factors			Per Ton	Factors	
	Dollars	Code a/			Dollars	Code a/	
DISTRICT 4 (Cont'd)					2,800.00	023000	99.1
Cabernet Sauvignon	350.00	000100	1.0		2,800.00	024500	21.0
	400.00	000100	4.0		2,852.39	000100	5.0
	431.37	000100	5.1		2,900.00	000100	18.8
	440.10	000100	21.9		2,900.00	022900	142.5
	500.00	000100	2.4		2,900.00	025100	43.4
	573.50	000100	4.3		2,960.00	000100	12.6
	600.00	000100	6.9		2,977.68	026350	150.2
	650.00	000100	22.4		2,979.83	000100	25.6
	700.00	000100	63.3		3,000.00	000100	292.3
	725.00	000100	26.4		3,000.00	018000	4.7
	733.00	000100	14.7		3,000.00	020800	72.2
	800.00	000100	27.2		3,000.00	021200	4.9
	950.00	000100	8.3		3,000.00	021300	17.5
	1,000.00	000100	172.8		3,000.00	021800	1.8
	1,000.00	021000	21.2		3,000.00	024500	63.7
	1,000.00	022900	1.9		3,000.00	025100	26.5
	1,000.00	025100	21.6		3,000.00	026350	89.1
	1,000.00	028100	1.0		3,050.00	000100	196.4
	1,000.00	064800	33.0		3,100.00	000100	5.5
	1,020.00	064800	264.7		3,100.00	023000	121.2
	1,050.00	068300	124.1		3,150.00	000100	14.3
	1,125.00	000100	1.3		3,150.00	022900	24.8
	1,200.00	000100	95.5		3,169.00	021800	14.5
	1,200.00	017800	118.1		3,200.00	000100	45.3
	1,200.00	024800	14.4		3,200.00	024800	1.9
	1,250.00	000100	0.2		3,200.00	025300	49.9
	1,300.00	000100	5.0		3,200.00	027500	6.3
	1,350.00	000100	3.3		3,250.00	000100	21.2
	1,363.64	000100	2.2		3,250.00	026350	12.9
	1,400.00	000100	74.4		3,282.15	000100	150.1
	1,440.00	025100	67.7		3,300.00	000100	157.6
	1,485.00	000100	61.4		3,300.00	026350	11.4
	1,500.00	000100	44.4		3,350.00	000100	77.4
	1,550.00	000100	39.6		3,350.00	025100	45.0
	1,600.00	000100	3.2		3,360.00	000100	124.9
	1,643.54	000100	17.7		3,400.00	022900	16.0
	1,667.00	000100	1.5		3,402.00	000100	8.0
	1,700.00	000100	17.8		3,450.00	026350	31.8
	1,700.00	064800	182.4		3,490.00	000100	13.9
	1,795.33	000100	11.1		3,500.00	000100	745.4
	1,800.00	000100	386.2		3,500.00	019400	180.8
	1,800.00	021000	5.9		3,500.00	021000	8.9
	1,955.09	000100	19.0		3,500.00	021200	40.6
	1,999.00	025100	100.0		3,500.00	021500	137.5
	2,000.00	000100	420.2		3,500.00	021800	4.5
	2,000.00	013600	5.3		3,500.00	024500	136.4
	2,000.00	014100	1.5		3,500.00	026350	62.8
	2,000.00	017000	15.2		3,500.00	028000	5.3
	2,000.00	020600	8.3		3,513.69	026350	72.5
	2,000.00	020800	35.6		3,517.17	000100	1.7
	2,000.00	021200	143.2		3,600.00	000100	52.5
	2,000.00	021800	9.8		3,600.00	021500	29.7
	2,100.00	000100	114.9		3,600.00	027800	3.6
	2,150.00	000100	191.2		3,604.00	002200	135.5
	2,194.88	000100	423.2		3,630.00	065675	8.2
	2,200.00	000100	781.5		3,650.00	026350	78.3
	2,250.00	024800	2.3		3,667.60	026350	42.4
	2,363.58	000100	2.0		3,675.00	000100	45.2
	2,400.00	000100	16.4		3,683.35	000100	85.7
	2,500.00	000100	49.3		3,700.00	000100	95.7
	2,500.00	017800	4.8		3,700.00	024500	21.7
	2,500.00	021000	1.4		3,716.00	024800	2.1
	2,500.00	021500	6.5		3,750.00	000100	9.7
	2,500.00	021800	9.8		3,762.50	000100	55.7
	2,579.00	000100	19.8		3,780.64	000100	199.6
	2,600.00	000100	301.9		3,800.00	000100	194.1
	2,600.00	024800	99.4		3,800.00	021200	2.1
	2,750.00	000100	35.3		3,800.00	024500	5.3
	2,750.00	021800	3.7		3,800.00	024800	34.8
	2,800.00	000100	55.2		3,800.00	026350	28.0
	2,800.00	001900	16.0		3,800.00	028000	10.5
	2,800.00	021500	47.9		3,825.00	000100	12.2

TABLE 8: BASE PRICE PAID TO GROWERS FOR GRAPES CRUSHED AND DELIVERED TO CALIFORNIA PROCESSORS FROM THE 2009 CROP WITH BRIX FACTORS AND PURCHASED TONNAGE, BY TYPE, VARIETY, REPORTING DISTRICT WHERE GROWN, AND WEIGHTED AVERAGE BASE PRICE.

District, Type, and Variety	Base Price	Brix	Tons	District, Type, and Variety	Base Price	Brix	Tons
	Per Ton	Factors			Per Ton	Factors	
	Dollars	Code a/			Dollars	Code a/	
DISTRICT 4 (Cont'd)					4,500.00	021000	27.8
Cabernet Sauvignon (Cont'd)	3,846.00	025100	329.7		4,500.00	021200	161.2
	3,850.00	021000	1.0		4,500.00	021500	4.7
	3,869.52	017200	16.7		4,500.00	022700	13.8
	3,876.00	024800	6.5		4,500.00	024800	2.2
	3,895.00	000100	34.4		4,500.00	025300	24.3
	3,900.00	000100	96.1		4,500.00	026350	60.1
	3,900.00	019500	9.3		4,500.00	065675	0.9
	3,900.00	024800	22.2		4,528.50	000100	5.1
	3,900.00	026350	32.0		4,537.50	000100	8.5
	3,901.00	002200	9.0		4,545.00	000100	68.5
	3,909.00	000100	11.5		4,578.00	026350	147.8
	3,956.24	000100	3.2		4,582.81	021000	10.0
	4,000.00	000100	444.9		4,585.22	000100	89.6
	4,000.00	002200	5.5		4,600.00	000100	203.9
	4,000.00	002300	7.8		4,600.00	012620	90.9
	4,000.00	002600	16.0		4,600.00	017200	21.1
	4,000.00	017200	6.1		4,600.00	021200	5.6
	4,000.00	021800	1.8		4,600.00	022800	7.1
	4,000.00	024800	6.9		4,600.00	024500	65.0
	4,000.00	025300	15.8		4,600.00	026350	10.2
	4,000.00	026350	97.4		4,600.00	026500	24.5
	4,026.10	026350	82.7		4,600.65	017600	49.6
	4,040.00	000100	14.5		4,633.00	020800	8.7
	4,050.00	021800	17.7		4,650.00	022800	23.0
	4,050.92	000100	9.0		4,678.79	000100	34.7
	4,100.00	000100	71.7		4,688.00	000100	38.2
	4,100.00	021200	3.8		4,689.56	000100	431.7
	4,100.00	024800	11.2		4,689.56	013800	8.6
	4,101.29	026350	19.2		4,689.56	019300	7.3
	4,106.95	026350	97.6		4,689.56	021300	22.0
	4,143.81	000100	8.9		4,689.56	021500	33.2
	4,145.00	000100	30.2		4,689.56	024800	15.1
	4,146.00	000100	30.0		4,690.00	000100	3.0
	4,149.53	013800	57.7		4,694.16	026350	131.9
	4,150.00	000100	12.5		4,700.00	000100	75.9
	4,166.00	000100	46.7		4,700.00	021000	10.2
	4,179.39	000100	30.8		4,700.00	024500	6.7
	4,200.00	000100	295.6		4,700.00	026350	14.4
	4,200.00	017400	38.0		4,709.00	000100	3.5
	4,200.00	017600	105.1		4,719.42	000100	2.4
	4,200.00	021500	7.6		4,722.00	000100	5.1
	4,200.00	024800	69.5		4,725.00	000100	31.1
	4,200.00	026350	45.1		4,727.00	000100	5.7
	4,205.55	017400	71.6		4,727.17	000100	117.1
	4,212.50	000100	2.1		4,730.00	000100	30.5
	4,250.00	000100	15.5		4,732.95	000100	14.4
	4,250.00	026350	19.2		4,733.28	000100	8.7
	4,275.00	000100	6.4		4,736.00	000100	5.4
	4,300.00	000100	102.6		4,738.00	026350	68.5
	4,300.00	024500	14.5		4,750.00	000100	23.6
	4,300.00	025300	1.9		4,750.00	024800	5.0
	4,300.21	001900	49.9		4,760.00	000100	78.1
	4,302.98	000100	26.3		4,776.54	025300	10.0
	4,303.00	000100	2.6		4,777.00	000100	79.2
	4,313.97	000100	24.8		4,777.00	014000	6.2
	4,350.00	000100	64.1		4,777.30	000100	3.1
	4,350.00	021800	10.9		4,777.70	000100	85.7
	4,371.00	025300	10.5		4,777.70	019300	2.7
	4,375.00	000100	1.7		4,777.70	025100	6.7
	4,378.38	000100	15.8		4,777.70	025300	5.4
	4,388.00	017900	6.0		4,778.00	000100	6.8
	4,388.00	025400	6.1		4,779.00	017400	2.7
	4,400.00	000100	19.2		4,779.55	000100	162.1
	4,401.00	000100	2.2		4,779.55	023100	11.5
	4,401.03	000100	3.4		4,779.55	024800	4.4
	4,428.04	000100	3.4		4,779.55	025300	19.5
	4,445.00	017200	12.4		4,779.85	000100	9.8
	4,453.00	000100	45.7		4,779.85	013600	16.7
	4,500.00	000100	450.5		4,780.00	000100	1.6
	4,500.00	002200	33.3		4,799.04	000100	15.0
	4,500.00	004270	1.3		4,800.00	000100	150.3
	4,500.00	012620	27.4		4,800.00	002300	5.0

TABLE 8: BASE PRICE PAID TO GROWERS FOR GRAPES CRUSHED AND DELIVERED TO CALIFORNIA PROCESSORS FROM THE 2009 CROP WITH BRIX FACTORS AND PURCHASED TONNAGE, BY TYPE, VARIETY, REPORTING DISTRICT WHERE GROWN, AND WEIGHTED AVERAGE BASE PRICE.

District, Type, and Variety	Base Price	Brix	Tons	District, Type, and Variety	Base Price	Brix	Tons
	Per Ton	Factors			Per Ton	Factors	
	Dollars	Code a/			Dollars	Code a/	
DISTRICT 4 (Cont'd)					5,400.00	026350	12.9
Cabernet Sauvignon (Cont'd)	4,800.00	017400	74.4		5,410.00	000100	20.8
	4,800.00	021200	10.2		5,418.00	000100	12.2
	4,813.43	000100	23.6		5,460.00	000100	15.3
	4,822.00	021800	7.2		5,482.45	000100	11.6
	4,851.00	000100	13.2		5,491.00	021800	7.5
	4,875.00	000100	5.2		5,494.00	000100	2.8
	4,887.62	025300	4.2		5,494.71	000100	29.1
	4,888.78	000100	462.4		5,496.83	002200	5.7
	4,900.00	000100	69.8		5,500.00	000100	822.9
	4,901.83	000100	17.7		5,500.00	002200	4.5
	4,916.47	021000	41.7		5,500.00	013600	2.1
	4,922.85	017200	143.1		5,500.00	017600	13.8
	4,922.94	000100	3.7		5,500.00	021200	1.2
	4,923.00	000100	10.8		5,500.00	021500	2.8
	4,923.22	000100	4.4		5,500.00	024500	22.1
	4,923.22	025400	7.9		5,500.00	024800	8.6
	4,948.43	000100	75.6		5,500.00	025100	60.8
	4,950.00	000100	65.7		5,500.00	025300	7.7
	4,977.70	000100	25.6		5,500.00	026350	17.6
	5,000.00	000100	880.8		5,520.70	000100	3.2
	5,000.00	013800	50.4		5,541.20	000100	12.3
	5,000.00	021000	9.2		5,556.00	000100	8.9
	5,000.00	024600	3.1		5,556.25	017200	12.0
	5,000.00	025300	4.9		5,585.96	000100	36.4
	5,000.00	026350	10.6		5,591.40	000100	75.8
	5,000.00	028000	5.0		5,593.87	000100	119.4
	5,010.07	020800	29.9		5,600.00	000100	2.0
	5,014.29	000100	10.5		5,600.00	021500	22.7
	5,016.91	000100	8.3		5,627.47	000100	271.9
	5,016.95	027310	4.7		5,627.62	000100	5.2
	5,018.53	000100	60.1		5,642.00	000100	8.9
	5,085.77	000100	1.1		5,650.00	000100	8.0
	5,086.11	000100	10.7		5,665.00	000100	24.9
	5,100.00	000100	79.7		5,700.00	000100	17.6
	5,100.00	022800	190.5		5,700.00	014100	0.9
	5,157.66	000100	12.7		5,700.00	021500	40.1
	5,158.52	000100	150.5		5,707.77	000100	36.2
	5,158.52	024800	8.8		5,711.00	000100	9.1
	5,162.91	000100	34.4		5,714.00	000100	3.5
	5,163.00	000100	6.8		5,726.23	000100	9.5
	5,175.00	000100	14.0		5,733.24	000100	6.6
	5,200.00	000100	85.4		5,733.24	025300	1.5
	5,200.00	019000	41.3		5,733.61	017600	78.7
	5,200.00	021200	6.6		5,735.46	000100	56.8
	5,200.00	024500	3.2		5,735.82	000100	172.8
	5,205.83	000100	32.0		5,735.82	021000	60.9
	5,213.58	000100	32.1		5,735.82	025400	20.5
	5,215.76	000100	9.6		5,750.00	000100	8.4
	5,241.07	000100	38.4		5,750.00	025100	5.2
	5,247.85	000100	1.8		5,768.00	000100	5.8
	5,248.98	000100	100.0		5,772.83	000100	16.6
	5,250.00	000100	59.4		5,775.00	000100	3.5
	5,250.00	002200	10.0		5,776.16	000100	19.5
	5,255.00	000100	19.9		5,777.70	000100	2.3
	5,255.47	000100	190.2		5,778.00	000100	6.0
	5,255.52	000100	4.2		5,779.85	000100	7.6
	5,255.81	000100	70.7		5,800.00	000100	288.9
	5,255.81	009350	12.7		5,800.00	017400	56.2
	5,257.51	000100	113.0		5,800.00	021000	24.2
	5,257.51	024500	6.3		5,800.00	021500	23.3
	5,258.00	000100	1.3		5,800.00	024500	2.0
	5,275.84	066122	168.6		5,800.00	024800	7.2
	5,300.00	000100	31.9		5,800.00	025400	2.8
	5,311.83	000100	46.4		5,830.78	013600	19.1
	5,311.83	019000	15.7		5,877.20	021500	9.3
	5,325.00	027800	13.0		5,900.00	000100	417.5
	5,374.59	000100	47.5		5,909.00	000100	3.8
	5,378.73	000100	9.8		5,910.00	000100	23.4
	5,392.99	000100	104.2		5,916.60	013600	63.6
	5,392.99	017400	34.7		5,920.00	000100	23.9
	5,400.00	000100	80.7		5,952.00	000100	4.9
	5,400.00	025100	1.9		5,972.00	021500	3.6

TABLE 8: BASE PRICE PAID TO GROWERS FOR GRAPES CRUSHED AND DELIVERED TO CALIFORNIA PROCESSORS FROM THE 2009 CROP WITH BRIX FACTORS AND PURCHASED TONNAGE, BY TYPE, VARIETY, REPORTING DISTRICT WHERE GROWN, AND WEIGHTED AVERAGE BASE PRICE.

District, Type, and Variety	Base Price	Brix	Tons	District, Type, and Variety	Base Price	Brix	Tons
	Per Ton	Factors			Per Ton	Factors	
	Dollars	Code a/			Dollars	Code a/	
DISTRICT 4 (Cont'd)					6,689.20	000100	20.6
Cabernet Sauvignon (Cont'd)	5,972.13	000100	16.6		6,689.21	017600	7.2
	5,972.51	000100	9.7		6,700.00	000100	52.2
	5,972.51	017400	175.7		6,700.00	024500	1.3
	5,972.51	017600	149.2		6,720.00	021500	16.5
	5,974.44	000100	68.8		6,750.00	000100	98.0
	5,974.81	000100	73.2		6,779.00	025400	5.9
	5,974.81	013600	15.5		6,800.00	000100	94.8
	5,974.81	025400	34.2		6,841.35	000100	14.5
	5,975.00	000100	20.1		6,885.00	000100	21.6
	5,978.81	000100	10.5		6,900.00	000100	1.7
	5,984.81	000100	17.7		7,000.00	000100	159.5
	6,000.00	000100	372.5		7,000.00	017200	2.5
	6,000.00	002600	2.1		7,000.00	017600	24.9
	6,000.00	014100	9.3		7,000.00	024800	3.1
	6,000.00	021200	9.2		7,000.00	025300	4.9
	6,000.00	021500	31.3		7,000.00	025400	4.3
	6,000.00	023200	8.0		7,000.00	070658	11.7
	6,000.00	024500	3.0		7,025.90	002900	2.3
	6,000.00	024800	11.8		7,034.34	024500	6.0
	6,000.00	025100	6.4		7,035.00	000100	8.3
	6,000.00	025300	13.1		7,100.00	000100	4.9
	6,000.00	028100	1.7		7,166.55	000100	28.3
	6,000.00	070230	4.6		7,167.00	000100	10.1
	6,000.00	070549	2.1		7,169.00	000100	12.4
	6,002.64	000100	41.6		7,169.33	000100	24.3
	6,022.34	000100	18.5		7,169.33	021000	11.8
	6,070.03	019500	25.9		7,200.00	000100	119.8
	6,100.00	000100	5.7		7,200.00	021500	23.9
	6,110.50	000100	37.2		7,220.35	000100	5.3
	6,112.00	000100	10.9		7,222.00	000100	11.3
	6,118.21	027150	9.4		7,223.45	000100	9.5
	6,118.21	070654	7.8		7,266.06	021000	4.4
	6,131.91	000100	2.5		7,300.00	000100	23.3
	6,137.65	000100	31.6		7,500.00	000100	186.5
	6,156.60	000100	5.0		7,500.00	024500	4.1
	6,169.00	000100	13.9		7,500.00	025100	7.0
	6,177.00	000100	43.9		7,500.00	025400	7.9
	6,200.00	000100	27.7		7,646.63	021000	6.9
	6,200.00	025300	7.2		7,647.76	000100	7.0
	6,211.41	000100	7.0		7,648.00	000100	2.2
	6,213.42	000100	10.4		7,692.31	000100	24.4
	6,213.42	021000	9.5		7,775.00	000100	7.3
	6,213.81	000100	63.9		7,775.76	025300	6.1
	6,213.81	028300	5.7		7,845.71	000100	83.0
	6,300.00	000100	61.7		7,850.00	000100	109.1
	6,356.80	017600	116.1		7,872.43	000100	7.3
	6,356.80	021000	56.6		7,886.75	013600	38.1
	6,375.00	000100	49.9		7,886.75	025400	25.4
	6,400.00	000100	11.9		7,900.00	000100	25.5
	6,420.00	019500	17.0		7,923.50	000100	4.4
	6,452.39	000100	7.2		7,954.00	000100	11.8
	6,452.39	021000	3.5		8,000.00	000100	73.9
	6,453.74	000100	33.9		8,000.00	002600	6.9
	6,475.00	000100	8.2		8,036.54	025100	29.6
	6,489.60	000100	90.1		8,050.00	000100	36.2
	6,500.00	000100	556.8		8,050.00	019500	7.8
	6,500.00	014500	12.8		8,113.26	000100	4.0
	6,500.00	017600	7.1		8,122.30	000100	4.8
	6,500.00	021800	6.9		8,125.75	000100	40.4
	6,500.00	025300	5.4		8,133.00	000100	13.0
	6,500.00	025400	7.6		8,200.00	000100	2.6
	6,500.00	027600	5.0		8,272.00	000100	22.0
	6,500.00	070549	4.6		8,300.00	000100	39.2
	6,510.00	000100	5.2		8,307.39	000100	20.0
	6,511.40	024800	23.8		8,331.00	000100	8.1
	6,565.00	000100	5.8		8,333.00	000100	39.7
	6,565.38	000100	25.4		8,333.00	026350	10.1
	6,577.40	000100	13.6		8,333.33	024500	19.4
	6,600.00	000100	4.1		8,361.52	000100	24.3
	6,625.00	000100	8.1		8,364.21	000100	1.0
	6,628.28	000100	7.0		8,500.00	000100	57.0
	6,668.00	000100	20.9		8,500.00	024800	5.5

TABLE 8: BASE PRICE PAID TO GROWERS FOR GRAPES CRUSHED AND DELIVERED TO CALIFORNIA PROCESSORS FROM THE 2009 CROP WITH BRIX FACTORS AND PURCHASED TONNAGE, BY TYPE, VARIETY, REPORTING DISTRICT WHERE GROWN, AND WEIGHTED AVERAGE BASE PRICE.

District, Type, and Variety	Base Price	Brix	Tons	District, Type, and Variety	Base Price	Brix	Tons
	Per Ton	Factors			Per Ton	Factors	
	Dollars	Code a/			Dollars	Code a/	
DISTRICT 4 (Cont'd)							
Cabernet Sauvignon (Cont'd)	8,537.00	001600	54.1	Charbono	1,500.00	000100	3.6
	8,641.98	000100	8.4		1,800.00	000100	3.0
	8,648.00	000100	20.2		1,818.00	000100	7.2
	8,700.00	000100	61.6		2,000.00	000100	4.1
	9,000.00	000100	17.2		2,000.00	014100	1.0
	9,000.00	021300	37.0		2,415.75	000100	21.6
	9,077.63	025300	4.2		2,500.00	000100	3.2
	9,117.84	000100	3.7		2,700.00	000100	14.0
	9,500.00	000100	59.7		3,300.00	000100	11.3
	9,500.00	025400	4.8		3,750.00	000100	14.7
	9,500.00	026350	26.2	Wtd. Avg. Base & Total Tons	2,682.02		83.7
	9,555.40	000100	119.4				
	9,560.00	000100	2.0	Cinsaut *	994.97	000100	0.4
	9,800.00	000100	3.6	Wtd. Avg. Base & Total Tons	994.97		0.4
	9,881.00	000100	30.5				
	9,900.00	025400	4.0	Dolcetto	924.44	000100	12.0
	9,959.00	000100	10.2		950.00	000100	10.5
	10,000.00	000100	71.4		975.00	000100	1.3
	10,000.00	017900	6.2	Wtd. Avg. Base & Total Tons	938.48		23.8
	10,000.00	024500	5.5				
	10,000.00	025100	5.9	Early Burgundy	3,700.00	000100	1.3
	10,000.00	025400	3.4	Wtd. Avg. Base & Total Tons	3,700.00		1.3
	10,000.00	026350	27.6				
	10,007.17	000100	3.9	Gamay (Napa) *	1,000.00	000100	6.0
	10,115.64	000100	21.1		1,566.00	000100	11.3
	10,136.14	000100	23.1		1,566.41	000100	7.2
	10,185.32	000100	7.1		1,600.00	000100	18.0
	10,250.75	000100	12.1		1,900.00	000100	11.7
	10,300.00	027120	3.3		4,000.00	000100	0.3
	10,350.00	000100	105.4	Wtd. Avg. Base & Total Tons	1,600.07		54.5
	10,371.48	000100	21.2				
	10,385.90	000100	26.6	Graciano	2,700.00	000100	0.7
	10,700.00	025300	3.7	Wtd. Avg. Base & Total Tons	2,700.00		0.7
	11,000.00	000100	16.7				
	11,155.00	000100	31.4	Grenache *	994.97	000100	0.2
	11,266.60	000100	7.9		2,000.00	000100	2.9
	11,266.82	000100	7.1		2,170.00	000100	11.5
	11,317.02	000100	4.4		2,400.00	014100	0.4
	11,500.00	000100	6.4		2,700.00	000100	1.9
	11,584.36	000100	2.3		2,900.00	000100	5.8
	11,697.65	000100	27.9		2,900.00	025300	1.8
	11,949.63	000100	110.5		3,000.00	000100	14.2
	12,000.00	024800	3.1		3,776.11	000100	2.3
	12,000.00	026350	34.8		3,800.00	000100	14.0
	12,371.59	000100	21.4		4,000.00	000100	12.0
	13,000.00	000100	30.9		4,500.00	000100	6.0
	13,000.00	025300	2.9		9,800.00	000100	2.0
	13,068.00	000100	33.9	Wtd. Avg. Base & Total Tons	3,442.25		75.0
	13,111.00	000100	10.2				
	13,143.00	000100	3.1	Malbec	400.00	000100	0.4
	13,766.90	000100	7.7		1,000.00	021200	1.6
	14,415.40	000100	3.7		1,000.00	022900	4.0
	14,477.36	000100	5.8		1,200.00	000100	3.1
	14,545.00	000100	25.3		2,000.00	000100	9.4
	14,916.55	000100	9.1		2,300.00	000100	7.3
	15,000.00	000100	47.5		2,500.00	000100	0.1
	15,000.00	025300	6.9		3,000.00	000100	6.5
	15,804.85	000100	16.4		3,000.00	017200	1.6
	16,500.00	000100	33.7		3,045.04	000100	4.8
	17,000.00	025300	4.0		3,050.00	000100	2.7
	17,500.00	025400	84.3		3,090.00	000100	4.7
	23,670.21	000100	9.4		3,300.00	000100	4.5
	24,311.37	000100	10.5		3,500.00	000100	5.8
	25,000.00	025300	5.8		3,500.00	021500	19.7
	27,500.00	000100	5.0		3,700.00	000100	2.2
Wtd. Avg. Base & Total Tons	4,757.11		29,288.2		3,733.55	000100	12.3
					3,961.00	000100	1.6
Carignane	1,500.00	000100	2.3		3,961.88	000100	2.1
	2,500.00	025300	2.9		3,975.21	001900	7.8
	2,750.00	000100	5.2		4,000.00	000100	11.7
	2,987.80	000100	3.6		4,000.00	020900	2.6
Wtd. Avg. Base & Total Tons	2,554.01		14.0		4,060.00	021800	1.6

TABLE 8: BASE PRICE PAID TO GROWERS FOR GRAPES CRUSHED AND DELIVERED TO CALIFORNIA PROCESSORS FROM THE 2009 CROP WITH BRIX FACTORS AND PURCHASED TONNAGE, BY TYPE, VARIETY, REPORTING DISTRICT WHERE GROWN, AND WEIGHTED AVERAGE BASE PRICE.

District, Type, and Variety	Base Price	Brix	Tons	District, Type, and Variety	Base Price	Brix	Tons
	Per Ton	Factors			Per Ton	Factors	
	Dollars	Code a/			Dollars	Code a/	
DISTRICT 4 (Cont'd)							
Malbec (Cont'd)	4,130.00	000100	2.7		1,250.00	000100	18.3
	4,130.96	000100	2.6		1,500.00	000100	59.5
	4,200.00	000100	4.0		1,500.00	024800	5.1
	4,300.00	000100	3.1		1,600.00	000100	24.1
	4,342.48	000100	1.8		1,650.00	000100	4.2
	4,370.00	000100	1.3		1,747.34	000100	6.7
	4,400.00	000100	4.6		1,750.00	000100	70.6
	4,416.90	000100	3.3		1,800.00	000100	115.2
	4,418.74	000100	13.7		1,800.00	024800	10.7
	4,419.00	025300	0.5		1,806.00	000100	29.8
	4,420.00	000100	1.5		1,850.00	000100	1.1
	4,513.00	000100	10.1		1,895.93	000100	91.3
	4,544.31	000100	8.6		1,900.00	000100	43.2
	4,650.00	000100	1.3		1,940.00	000100	68.0
	4,776.73	000100	3.3		1,950.00	022900	146.9
	4,849.00	000100	8.2		2,000.00	000100	94.3
	4,900.00	000100	6.0		2,000.00	014100	1.6
	5,000.00	000100	2.4		2,000.00	017200	17.6
	5,000.00	024800	1.1		2,000.00	021000	8.5
	5,079.44	000100	0.7		2,000.00	024500	3.9
	5,125.00	000100	7.3		2,020.00	000100	19.6
	5,210.98	000100	13.5		2,100.00	000100	28.9
	5,213.17	000100	0.6		2,133.23	000100	169.4
	5,300.28	022900	12.7		2,200.00	000100	38.4
	5,302.49	025400	9.5		2,200.00	018390	86.7
	5,428.10	000100	38.0		2,200.00	021500	21.8
	5,500.00	000100	1.7		2,232.00	000100	25.1
	5,521.13	000100	3.2		2,250.00	000100	36.2
	5,523.43	000100	1.6		2,277.05	021200	23.2
	5,524.00	000100	2.4		2,300.00	000100	47.2
	5,526.13	025400	7.9		2,300.00	017000	98.5
	5,628.34	020800	8.4		2,300.00	019000	75.0
	5,817.89	000100	1.6		2,300.00	020800	89.8
	5,950.00	000100	3.5		2,367.79	018390	60.5
	6,000.00	000100	1.5		2,400.00	000100	54.8
	6,081.00	021000	6.3		2,400.00	021000	2.5
	6,186.24	016800	1.1		2,407.00	021500	7.5
	6,342.61	000100	1.1		2,450.00	000100	3.4
	6,500.00	000100	0.8		2,472.07	018390	21.1
	6,636.00	001200	19.5		2,475.00	000100	30.5
	6,636.00	001800	1.3		2,500.00	000100	76.4
	6,740.06	000100	2.2		2,500.00	002600	1.7
	7,872.43	000100	1.9		2,500.00	017000	40.3
	8,837.48	000100	3.8		2,500.00	019000	67.7
Wtd. Avg. Base & Total Tons	4,606.42		350.3		2,500.00	019100	22.8
					2,500.00	019400	55.2
					2,500.00	021200	5.8
Mataro *	900.00	024500	5.0		2,500.00	024300	17.6
	2,800.00	025300	4.7		2,500.00	024500	23.5
	3,450.81	000100	4.5		2,500.00	024800	5.0
Wtd. Avg. Base & Total Tons	2,337.23		14.2		2,568.22	018390	127.0
					2,575.00	021800	11.0
Merlot	200.00	000100	450.6		2,582.00	002250	105.4
	350.00	000100	203.2		2,600.00	000100	112.7
	400.00	000100	2.4		2,600.00	018390	189.0
	500.00	000100	97.5		2,600.00	024500	66.0
	500.00	021500	120.7		2,600.00	024800	38.6
	505.00	000100	43.6		2,614.27	018390	342.7
	520.00	068300	136.0		2,674.29	000100	7.1
	600.00	000100	7.5		2,678.00	000100	114.7
	606.00	000100	3.8		2,700.00	000100	42.3
	650.00	009100	68.8		2,700.00	018390	44.3
	800.00	000100	25.7		2,700.00	020800	2.1
	956.00	020600	5.8		2,700.00	024800	23.7
	977.15	000100	166.1		2,707.34	018390	271.7
	1,000.00	000100	93.2		2,708.22	000100	140.1
	1,000.00	021200	7.1		2,708.47	000100	9.3
	1,000.00	022900	3.6		2,708.47	021200	29.8
	1,100.00	000100	10.1		2,720.00	000100	3.7
	1,199.15	000100	0.7		2,724.00	000100	20.2
	1,199.82	000100	3.4		2,724.00	021550	52.2
	1,200.00	000100	44.1		2,725.00	000100	3.5
	1,200.00	021200	38.8		2,725.22	000100	3.8

TABLE 8: BASE PRICE PAID TO GROWERS FOR GRAPES CRUSHED AND DELIVERED TO CALIFORNIA PROCESSORS FROM THE 2009 CROP WITH BRIX FACTORS AND PURCHASED TONNAGE, BY TYPE, VARIETY, REPORTING DISTRICT WHERE GROWN, AND WEIGHTED AVERAGE BASE PRICE.

District, Type, and Variety	Base Price	Brix	Tons	District, Type, and Variety	Base Price	Brix	Tons
	Per Ton	Factors			Per Ton	Factors	
	Dollars	Code a/			Dollars	Code a/	
DISTRICT 4 (Cont'd)					3,322.19	000100	52.4
Merlot (Cont'd)	2,725.30	018390	185.7		3,322.30	020800	24.4
	2,739.20	000100	8.7		3,332.20	020700	14.6
	2,750.00	000100	15.2		3,400.00	000100	78.2
	2,768.00	000100	56.0		3,406.75	000100	6.2
	2,768.00	021000	6.5		3,441.45	000100	3.9
	2,768.00	028000	1.6		3,446.00	000100	1.4
	2,768.22	000100	13.0		3,460.28	017400	25.2
	2,768.31	000100	3.7		3,460.39	000100	41.8
	2,768.49	000100	12.8		3,460.39	025400	10.2
	2,768.49	019300	2.8		3,460.73	017200	19.5
	2,768.58	000100	34.8		3,461.00	000100	1.0
	2,768.58	025100	1.3		3,494.74	000100	5.0
	2,768.58	025300	8.4		3,500.00	000100	193.4
	2,770.00	000100	6.2		3,500.00	017200	10.4
	2,778.08	022800	58.4		3,500.00	025300	12.0
	2,784.00	000100	8.4		3,509.70	000100	2.6
	2,800.00	000100	137.5		3,543.44	000100	8.0
	2,800.00	013800	20.1		3,550.00	000100	9.7
	2,800.00	024500	8.1		3,573.48	000100	3.6
	2,800.00	028000	3.3		3,573.50	000100	21.8
	2,806.35	024800	8.6		3,598.69	000100	1.8
	2,808.75	017200	17.8		3,599.15	017200	25.0
	2,834.66	018390	23.9		3,600.00	000100	34.8
	2,835.00	024800	50.2		3,600.00	025400	6.5
	2,843.63	000100	21.8		3,635.00	021500	8.5
	2,850.00	000100	26.9		3,636.36	017200	15.5
	2,890.00	000100	18.5		3,658.27	000100	169.0
	2,900.00	000100	11.2		3,682.21	017600	4.8
	2,908.47	000100	101.2		3,682.21	021000	4.3
	2,928.00	021550	24.9		3,733.00	021800	20.1
	2,934.32	000100	10.8		3,750.00	000100	45.6
	2,950.00	000100	13.4		3,761.03	017400	24.8
	2,979.00	000100	1.1		3,800.00	000100	99.5
	2,979.04	000100	14.4		3,838.00	000100	2.6
	2,979.32	024500	18.1		3,870.65	000100	5.4
	3,000.00	000100	727.7		3,956.24	000100	2.0
	3,000.00	013800	26.3		4,000.00	000100	81.5
	3,000.00	017200	24.4		4,000.00	018390	13.3
	3,000.00	021200	14.0		4,000.00	021200	8.9
	3,000.00	025100	0.9		4,000.00	021300	4.1
	3,000.00	025300	7.4		4,000.00	021800	1.8
	3,000.90	000100	20.8		4,000.00	070549	3.8
	3,033.21	018390	128.3		4,063.00	000100	0.6
	3,037.79	000100	15.6		4,100.00	000100	34.8
	3,045.14	066122	39.2		4,120.00	000100	5.8
	3,045.44	017000	5.6		4,152.74	000100	22.4
	3,090.00	025300	15.7		4,275.00	000100	40.7
	3,100.00	000100	7.3		4,300.00	000100	42.5
	3,100.00	017200	3.6		4,305.58	000100	17.7
	3,100.00	020900	2.3		4,326.40	000100	5.1
	3,103.00	000100	14.8		4,347.00	000100	2.0
	3,114.45	000100	4.5		4,450.00	000100	13.7
	3,114.45	021300	32.3		4,460.92	000100	29.0
	3,115.16	066122	16.9		4,500.00	000100	91.5
	3,150.00	000100	9.3		4,500.00	013600	7.0
	3,183.76	000100	2.0		4,724.61	017200	9.9
	3,183.86	000100	40.0		4,730.00	000100	0.6
	3,183.87	000100	30.6		4,800.00	000100	8.9
	3,200.00	000100	129.5		4,800.00	025100	5.6
	3,200.00	017200	27.9		4,978.72	000100	17.6
	3,200.00	021500	7.5		5,000.00	000100	23.7
	3,204.00	000100	38.3		5,200.00	000100	15.0
	3,229.18	000100	9.3		5,335.65	000100	2.3
	3,244.59	018390	40.2		5,500.00	000100	6.6
	3,249.86	024500	100.2		5,500.00	021200	1.6
	3,250.00	000100	17.1		5,520.70	000100	5.3
	3,279.00	002200	8.2		5,536.98	000100	25.1
	3,300.00	000100	30.6		5,800.00	000100	5.5
	3,300.00	022800	27.4		5,900.00	000100	44.2
	3,300.00	027310	2.3		6,000.00	000100	57.3
	3,321.97	000100	106.2		6,000.00	014100	2.7
	3,322.00	000100	1.0		6,006.74	000100	28.0

TABLE 8: BASE PRICE PAID TO GROWERS FOR GRAPES CRUSHED AND DELIVERED TO CALIFORNIA PROCESSORS FROM THE 2009 CROP WITH BRIX FACTORS AND PURCHASED TONNAGE, BY TYPE, VARIETY, REPORTING DISTRICT WHERE GROWN, AND WEIGHTED AVERAGE BASE PRICE.

District, Type, and Variety	Base Price	Brix	Tons	District, Type, and Variety	Base Price	Brix	Tons
	Per Ton	Factors			Per Ton	Factors	
	Dollars	Code a/			Dollars	Code a/	
DISTRICT 4 (Cont'd)					5,500.00	000100	42.9
Merlot (Cont'd)	6,015.38	000100	82.6		5,520.70	000100	3.5
	6,120.00	000100	4.3		5,582.84	000100	17.5
	6,625.00	000100	1.5		5,583.00	000100	0.8
	6,750.00	000100	7.7		5,612.09	000100	1.5
	6,846.00	003100	1.6		5,616.25	000100	4.6
	7,500.00	000100	2.0		5,620.00	000100	0.5
	7,608.76	000100	16.8		5,628.14	000100	21.2
	8,200.00	000100	17.0		5,630.00	024800	2.1
	9,500.00	000100	1.1		5,750.00	000100	3.8
	10,246.49	000100	4.3		5,788.43	000100	30.9
	10,430.55	000100	2.3		5,800.00	000100	2.5
	14,746.00	025300	1.8		5,897.06	000100	8.6
	15,000.00	000100	3.0		5,900.00	000100	4.1
	15,000.00	025300	5.6		5,972.51	017600	8.4
	19,660.00	000100	5.9		6,000.00	000100	9.1
Wtd. Avg. Base & Total Tons	2,628.67		9,919.9		6,000.00	025100	1.4
					6,079.74	000100	1.9
Meunier *	1,700.00	000100	35.1		6,137.00	003220	5.6
	1,800.00	000100	2.1		6,141.12	000100	16.9
	1,950.80	000100	20.3		6,147.27	000100	3.9
	1,992.53	000100	32.9		6,147.27	024500	18.8
	2,000.00	000100	3.0		6,173.30	000100	5.6
Wtd. Avg. Base & Total Tons	1,869.44		93.4		6,500.00	000100	10.8
					6,600.00	000100	2.3
Montepulciano	1,482.05	000100	2.3		6,706.12	000100	0.4
Wtd. Avg. Base & Total Tons	1,482.05		2.3		6,734.51	000100	40.4
					6,974.14	000100	14.8
Petit Verdot	350.00	000100	3.4		6,978.55	000100	7.9
	400.00	000100	0.6		7,000.00	025300	4.0
	800.00	000100	13.2		7,015.11	000100	19.3
	1,000.00	000100	1.8		7,015.11	025300	4.0
	1,000.00	021200	0.5		7,015.11	025400	9.1
	1,000.00	022900	2.1		7,020.31	000100	14.7
	1,074.50	000100	2.8		7,035.00	000100	6.5
	1,200.00	000100	10.9		7,169.35	010900	2.8
	2,000.00	000100	2.5		7,222.00	000100	2.4
	2,100.00	000100	15.9		7,300.00	000100	2.3
	2,500.00	000100	8.1		7,390.56	000100	1.7
	2,656.00	000100	5.3		7,393.85	000100	5.0
	2,700.00	000100	4.1		7,541.00	003010	1.8
	2,800.00	000100	1.9		7,576.00	000100	4.1
	3,000.00	000100	10.7		7,596.86	000100	2.0
	3,050.00	000100	39.0		8,424.00	000100	1.4
	3,300.00	000100	2.6		8,500.00	000100	2.5
	3,432.54	000100	12.7		8,700.00	000100	3.6
	3,500.00	000100	42.2		8,766.00	000100	3.6
	3,500.00	024500	6.4		9,000.00	000100	6.9
	3,636.94	000100	6.4		9,000.00	025300	1.0
	3,700.00	000100	9.2		9,500.00	000100	0.8
	3,800.00	022900	5.0		9,906.09	000100	1.6
	3,930.00	000100	3.6		10,600.71	000100	1.7
	3,956.24	000100	1.6		11,113.00	000100	3.1
	4,000.00	000100	20.3		11,232.50	000100	3.4
	4,000.00	014100	1.6		12,080.62	000100	1.9
	4,000.00	024500	1.2		13,419.43	000100	2.8
	4,100.00	000100	9.4		15,000.00	000100	0.8
	4,200.00	000100	8.1		15,000.00	025300	2.0
	4,200.00	017200	6.1		17,500.00	025400	3.0
	4,250.00	000100	19.9	Wtd. Avg. Base & Total Tons	5,193.32		814.6
	4,391.26	000100	11.4				
	4,475.31	017200	20.5	Petite Sirah	1,000.00	000100	5.5
	4,500.00	000100	2.8		1,000.00	028100	0.5
	4,500.00	021800	5.0		1,100.00	017400	4.5
	4,700.00	000100	1.8		1,300.00	000100	4.7
	4,800.00	000100	4.8		1,400.00	000100	1.4
	4,800.00	022800	4.7		1,500.00	000100	44.4
	4,879.18	000100	1.1		1,500.00	025400	1.3
	4,897.77	000100	37.2		1,733.33	000100	3.6
	5,000.00	000100	20.9		1,800.00	000100	1.1
	5,050.88	001900	6.6		1,902.74	000100	28.1
	5,100.00	000100	1.5		1,968.50	000100	5.6
	5,200.00	000100	4.7		2,000.00	000100	53.9

TABLE 8: BASE PRICE PAID TO GROWERS FOR GRAPES CRUSHED AND DELIVERED TO CALIFORNIA PROCESSORS FROM THE 2009 CROP WITH BRIX FACTORS AND PURCHASED TONNAGE, BY TYPE, VARIETY, REPORTING DISTRICT WHERE GROWN, AND WEIGHTED AVERAGE BASE PRICE.

District, Type, and Variety	Base Price	Brix	Tons	District, Type, and Variety	Base Price	Brix	Tons
	Per Ton	Factors			Per Ton	Factors	
	Dollars	Code a/			Dollars	Code a/	
DISTRICT 4 (Cont'd)							
Petite Sirah (Cont'd)	2,190.00	000100	5.5	Pinot Noir	1,100.00	027235	48.8
	2,423.11	022210	77.8		1,400.00	000100	21.9
	2,500.00	000100	89.6		1,400.00	027235	49.9
	2,700.00	000100	18.1		1,426.78	000100	13.6
	2,750.00	000100	1.4		1,500.00	000100	15.3
	2,800.00	000100	107.2		1,543.00	021200	10.7
	2,800.00	022210	30.3		1,600.00	000100	29.1
	2,800.00	025650	12.3		1,650.00	000100	23.6
	2,850.00	000100	7.9		1,750.00	000100	6.6
	2,927.73	000100	44.1		1,800.00	000100	206.8
	2,955.86	000100	34.6		1,800.00	024500	22.0
	3,000.00	000100	33.4		1,850.00	000100	31.6
	3,000.00	018000	2.6		1,900.00	000100	45.5
	3,000.00	021200	4.3		1,929.93	000100	202.8
	3,000.00	021800	4.3		1,933.10	000100	88.2
	3,000.00	029200	8.4		1,942.29	000100	80.0
	3,026.72	021000	5.8		1,950.00	000100	17.7
	3,080.50	000100	9.0		1,964.55	000100	14.0
	3,126.00	000100	19.0		1,995.00	000100	39.2
	3,126.72	024800	2.3		1,999.28	000100	29.0
	3,127.18	000100	119.0		2,000.00	000100	10.7
	3,130.00	000100	77.7		2,000.00	001700	3.4
	3,132.21	021500	10.2		2,000.00	009000	9.6
	3,133.70	000100	8.6		2,039.63	000100	152.6
	3,140.00	022900	6.0		2,050.00	000100	74.3
	3,150.00	024500	49.5		2,056.54	000100	21.8
	3,165.62	000100	18.2		2,094.75	000100	130.5
	3,165.62	013800	3.1		2,100.00	000100	169.6
	3,200.00	000100	53.7		2,150.00	000100	28.5
	3,200.00	013400	2.7		2,200.00	000100	89.6
	3,200.00	017200	2.1		2,200.00	017600	4.2
	3,200.00	025650	14.6		2,205.00	000100	123.7
	3,250.00	000100	3.1		2,257.50	000100	24.6
	3,288.29	000100	11.4		2,284.74	000100	7.0
	3,300.00	028100	2.1		2,300.00	000100	103.2
	3,365.62	000100	7.9		2,300.00	024500	11.9
	3,375.00	000100	12.4		2,355.15	000100	24.6
	3,383.50	000100	3.7		2,387.08	000100	53.0
	3,399.24	000100	10.3		2,400.00	000100	120.2
	3,400.00	000100	44.1		2,400.00	022900	50.8
	3,402.00	026500	6.7		2,459.08	000100	89.6
	3,410.84	000100	5.6		2,482.00	000100	14.1
	3,432.18	000100	29.9		2,488.00	000100	8.1
	3,438.12	000100	16.4		2,500.00	000100	183.9
	3,439.39	000100	15.8		2,500.00	020800	4.0
	3,443.00	000100	9.1		2,500.00	024500	4.1
	3,444.87	000100	9.0		2,500.93	017900	21.5
	3,450.00	021200	6.4		2,510.27	000100	20.1
	3,450.81	000100	23.2		2,520.00	000100	23.0
	3,482.18	000100	33.2		2,546.25	000100	23.2
	3,484.00	000100	2.4		2,588.15	009000	28.5
	3,500.00	000100	27.6		2,594.06	000100	42.7
	3,500.00	021500	9.9		2,600.00	000100	6.3
	3,547.03	000100	30.1		2,600.00	017900	12.1
	3,600.00	000100	15.0		2,600.00	024500	6.6
	3,630.00	000100	30.0		2,631.00	000100	8.5
	3,632.36	000100	3.2		2,650.00	017600	12.3
	3,640.46	000100	18.9		2,700.00	000100	32.7
	3,692.31	000100	1.6		2,700.00	022900	7.6
	3,700.00	000100	5.6		2,717.56	000100	18.6
	3,800.00	000100	52.7		2,720.00	000100	11.2
	3,914.63	013400	6.4		2,750.00	000100	16.0
	3,960.00	025300	4.9		2,750.00	021200	9.0
	4,000.00	000100	5.8		2,750.00	022900	130.1
	4,200.00	000100	19.7		2,766.68	000100	177.1
	4,302.98	000100	44.5		2,800.00	000100	68.6
	4,500.00	000100	106.5		2,850.00	000100	142.4
	4,777.70	000100	7.0		2,850.00	020800	101.9
	5,000.00	000100	6.8		2,850.00	021000	9.2
	5,500.00	000100	3.5		2,850.00	024500	15.6
	6,489.36	000100	2.8		2,866.50	027235	12.5
Wtd. Avg. Base & Total Tons	3,152.93		1,693.1		2,900.00	000100	8.7

TABLE 8: BASE PRICE PAID TO GROWERS FOR GRAPES CRUSHED AND DELIVERED TO CALIFORNIA PROCESSORS FROM THE 2009 CROP WITH BRIX FACTORS AND PURCHASED TONNAGE, BY TYPE, VARIETY, REPORTING DISTRICT WHERE GROWN, AND WEIGHTED AVERAGE BASE PRICE.

District, Type, and Variety	Base Price	Brix	Tons	District, Type, and Variety	Base Price	Brix	Tons
	Per Ton	Factors			Per Ton	Factors	
	Dollars	Code a/			Dollars	Code a/	
DISTRICT 4 (Cont'd)					3,750.00	000100	4.8
Pinot Noir (Cont'd)	2,904.32	000100	34.8		3,937.37	000100	2.4
	2,940.00	017400	68.3		4,000.00	000100	11.6
	2,950.00	000100	11.1		9,500.00	028200	7.1
	2,983.17	000100	7.2	Wtd. Avg. Base & Total Tons	2,441.78		300.8
	2,983.17	027235	49.9				
	3,000.00	000100	46.6	Syrah *	1.00 c/	000100	1.5
	3,000.00	014100	5.1		150.00	000100	1.0
	3,000.00	024800	4.9		400.00	000100	6.8
	3,200.00	000100	66.3		600.00	000100	18.6
	3,400.00	000100	16.9		1,200.00	017600	4.5
	3,400.00	027235	224.4		1,200.00	021200	19.3
	3,500.00	000100	21.1		1,400.00	000100	2.2
	3,500.00	013600	5.1		1,500.00	000100	27.3
	3,500.00	017600	9.5		1,500.00	021000	3.5
	3,600.00	000100	59.6		1,600.00	021000	8.8
	3,600.00	024500	4.8		1,800.00	000100	13.4
	3,618.48	000100	147.4		1,900.00	000100	13.4
	3,643.54	000100	5.4		2,000.00	000100	69.4
	3,700.00	000100	22.8		2,100.00	000100	5.5
	3,700.00	024500	5.1		2,180.00	000100	49.6
	3,713.00	000100	5.6		2,191.00	000100	23.8
	3,721.00	000100	3.4		2,200.00	000100	43.1
	3,750.00	000100	6.6		2,380.00	021500	2.2
	3,755.89	000100	33.6		2,400.00	000100	12.5
	3,800.00	020800	3.6		2,400.00	014100	2.0
	4,000.00	000100	8.3		2,500.00	000100	30.8
	4,107.49	000100	77.9		2,500.00	027500	8.1
	4,307.60	000100	17.0		2,506.00	000100	6.3
	4,451.00	000100	11.5		2,600.00	028000	5.2
	4,500.00	024800	2.9		2,700.00	021000	5.3
	4,629.03	027235	11.3		2,700.00	024800	1.8
	4,750.00	027235	30.8		2,700.00	027600	23.9
	4,762.00	002500	19.8		2,729.20	024800	3.2
	5,744.53	000100	17.7		2,800.00	000100	34.6
	6,000.00	021500	2.6		2,800.00	024500	1.0
	9,254.07	000100	4.4		2,800.00	028920	14.1
Wtd. Avg. Base & Total Tons	2,571.11		4,553.2		2,827.00	024500	6.9
					2,887.16	028920	50.4
Primitivo	1,968.50	000100	5.4		2,887.21	028920	83.3
	2,020.00	000100	38.0		3,000.00	000100	42.5
	2,304.82	000100	2.6		3,000.00	024800	4.8
	2,500.00	000100	19.7		3,000.00	025300	0.9
	3,600.00	000100	4.1		3,043.15	000100	108.6
Wtd. Avg. Base & Total Tons	2,254.91		69.8		3,053.53	000100	4.7
					3,110.00	024000	1.4
Refosco *	5.00 c/	000100	3.3		3,116.00	000100	15.3
	2,700.00	000100	0.3		3,116.00	021500	1.0
Wtd. Avg. Base & Total Tons	2,700.00 d/		3.6		3,116.00	070549	1.8
					3,116.28	000100	39.1
Sangiovese *	350.00	000100	12.9		3,118.00	000100	30.5
	1,000.00	021000	3.0		3,120.00	000100	3.5
	1,000.00	021200	2.7		3,200.00	000100	18.1
	1,500.00	024800	41.8		3,200.00	020800	4.5
	1,700.00	000100	18.4		3,200.00	024800	11.0
	2,000.00	000100	16.5		3,249.02	025100	10.8
	2,000.00	020800	0.5		3,272.09	000100	6.7
	2,000.00	025300	42.1		3,300.00	000100	5.5
	2,200.12	000100	22.9		3,300.00	001900	2.6
	2,359.16	024800	6.7		3,300.00	011100	5.1
	2,359.16	028000	8.5		3,300.00	070549	5.0
	2,360.00	000100	3.1		3,347.47	000100	49.9
	2,406.00	000100	6.5		3,400.00	024800	3.6
	2,426.00	025100	8.5		3,499.62	000100	8.5
	2,500.00	000100	7.6		3,500.00	000100	52.4
	2,708.47	000100	15.8		3,500.00	014500	2.5
	2,758.00	000100	11.9		3,500.00	021500	5.3
	2,800.00	000100	7.7		3,501.46	000100	42.0
	3,000.00	000100	15.2		3,540.00	028920	21.7
	3,200.00	000100	1.2		3,600.00	000100	15.7
	3,500.00	000100	14.9		3,621.85	000100	20.8
	3,500.00	024800	4.2		3,674.00	002200	6.8
	3,700.00	000100	2.3		3,726.00	000100	16.6

TABLE 8: BASE PRICE PAID TO GROWERS FOR GRAPES CRUSHED AND DELIVERED TO CALIFORNIA PROCESSORS FROM THE 2009 CROP WITH BRIX FACTORS AND PURCHASED TONNAGE, BY TYPE, VARIETY, REPORTING DISTRICT WHERE GROWN, AND WEIGHTED AVERAGE BASE PRICE.

District, Type, and Variety	Base Price	Brix	Tons	District, Type, and Variety	Base Price	Brix	Tons
	Per Ton	Factors			Per Ton	Factors	
	Dollars	Code a/			Dollars	Code a/	
DISTRICT 4 (Cont'd)							
Syrah * (Cont'd)	3,750.00	000100	4.1		2,200.00	025100	24.6
	3,750.00	024800	2.5		2,223.00	000100	5.8
	3,800.00	000100	10.4		2,300.00	000100	8.7
	3,800.00	021000	2.6		2,400.00	000100	1.9
	3,800.00	025400	22.8		2,400.00	020800	16.4
	3,895.00	000100	4.3		2,400.00	021000	1.0
	3,897.78	000100	10.5		2,408.18	000100	5.3
	3,897.78	011100	14.0		2,450.00	020800	20.9
	3,897.78	013600	31.8		2,500.00	000100	97.6
	3,900.00	000100	3.7		2,500.00	020700	0.5
	3,978.30	017600	5.0		2,500.00	021000	25.3
	4,000.00	000100	60.9		2,550.00	000100	3.3
	4,000.00	025430	5.2		2,550.00	024800	2.1
	4,053.69	000100	33.9		2,600.00	000100	55.3
	4,053.69	025430	10.3		2,600.00	021200	2.8
	4,053.70	000100	14.5		2,602.78	000100	46.6
	4,200.00	070748	14.1		2,687.32	000100	2.3
	4,209.60	000100	6.6		2,700.00	000100	14.8
	4,500.00	000100	21.6		2,700.00	024800	2.1
	4,500.00	025300	2.8		2,704.75	021000	4.6
	4,500.00	025430	5.0		2,750.00	000100	38.4
	4,535.66	000100	28.7		2,800.00	000100	75.7
	4,646.15	027200	8.8		2,800.00	027800	4.0
	4,646.15	028300	7.1		2,804.75	000100	128.6
	4,674.42	017400	8.7		2,805.33	000100	13.8
	4,700.00	024800	4.7		2,805.33	020800	152.3
	5,000.00	000100	18.3		2,806.33	000100	4.8
	6,038.24	000100	3.0		2,839.15	000100	7.8
	6,208.45	000100	2.4		2,850.00	000100	17.8
	6,500.00	023000	5.2		2,850.00	021500	4.0
	8,151.00	000100	4.5		2,900.00	020800	21.4
	9,800.00	000100	2.2		2,944.60	000100	14.3
Wtd. Avg. Base & Total Tons	3,136.89 d/		1,552.7		2,975.00	000100	28.9
					3,000.00	000100	155.4
					3,000.00	021200	3.9
Tempranillo *	2,500.00	000100	6.3		3,000.00	024500	50.5
	2,640.00	024500	8.2		3,000.00	028000	10.5
	2,700.00	000100	1.6		3,000.00	029300	5.0
	3,400.00	000100	5.3		3,029.13	020800	13.3
	3,700.00	000100	7.2		3,080.50	000100	13.5
	3,800.00	000100	6.6		3,200.00	000100	181.9
	4,500.00	025400	4.5		3,213.26	000100	18.8
Wtd. Avg. Base & Total Tons	3,317.58		39.7		3,300.00	000100	158.6
					3,400.00	000100	15.3
Tinta Cao	2,500.00	000100	8.5		3,500.00	000100	112.7
	2,700.00	000100	0.3		3,600.00	000100	39.3
Wtd. Avg. Base & Total Tons	2,506.82		8.8		3,600.00	000100	36.7
					3,632.36	000100	36.7
					3,652.00	000100	14.9
Touriga Nacional *	2,500.00	000100	10.2		3,692.31	000100	8.1
	2,700.00	000100	1.1		3,700.00	000100	33.7
Wtd. Avg. Base & Total Tons	2,519.47		11.3		3,700.00	024800	14.3
					3,750.00	000100	11.9
Zinfandel	400.00	021500	1.8		3,800.00	000100	43.4
	866.00	025100	18.4		3,850.00	000100	5.8
	1,000.00	000100	4.1		3,956.24	000100	1.3
	1,200.00	000100	43.1		4,000.00	000100	59.1
	1,296.37	000100	27.4		4,102.80	000100	2.2
	1,300.00	000100	1.7		4,200.00	000100	11.2
	1,350.00	020800	8.3		4,300.00	000100	46.7
	1,500.00	000100	83.4		4,300.00	020800	14.1
	1,500.00	021500	1.6		4,333.31	020800	2.8
	1,600.00	000100	53.7		4,500.00	000100	93.9
	1,650.00	000100	1.2		4,665.97	000100	3.8
	1,700.00	025100	13.4		4,983.88	000100	10.2
	1,800.00	000100	60.4		6,891.19	000100	2.7
	1,831.50	000100	6.3	Wtd. Avg. Base & Total Tons	2,880.11		2,575.3
	1,968.50	000100	9.3				
	2,000.00	000100	72.9	Other Red b/	7,300.00	000100	2.9
	2,000.00	002600	24.3	Wtd. Avg. Base & Total Tons	7,300.00		2.9
	2,000.00	014100	9.5				
	2,100.00	000100	9.7	DISTRICT 5			
	2,100.00	024800	1.9	WINE GRAPES (WHITE)			
	2,200.00	000100	73.7	Chardonnay *	175.00	038300	288.0

TABLE 8: BASE PRICE PAID TO GROWERS FOR GRAPES CRUSHED AND DELIVERED TO CALIFORNIA PROCESSORS FROM THE 2009 CROP WITH BRIX FACTORS AND PURCHASED TONNAGE, BY TYPE, VARIETY, REPORTING DISTRICT WHERE GROWN, AND WEIGHTED AVERAGE BASE PRICE.

District, Type, and Variety	Base Price	Brix	Tons	District, Type, and Variety	Base Price	Brix	Tons
	Per Ton	Factors			Per Ton	Factors	
	Dollars	Code a/			Dollars	Code a/	
DISTRICT 5 (Cont'd)							
Chardonnay * (Cont'd)	225.00	002000	99.7		1,000.00	000100	1.9
	250.00	000100	74.8		1,000.00	021000	3.5
	300.00	000100	392.3		1,200.00	000100	21.8
	495.00	000100	188.3		1,210.00	000100	21.2
	525.00	018610	378.8		1,500.00	000100	234.0
	550.00	002000	1,008.3		1,700.00	000100	1.7
	570.82	000100	481.7	Wtd. Avg. Base & Total Tons	1,164.92		459.2
	650.00	000100	81.7	Carignane	500.00	000100	6.9
	800.00	000100	102.1		750.00	024500	6.0
	825.00	018610	183.1	Wtd. Avg. Base & Total Tons	616.28		12.9
	850.00	017400	1,092.2				
	900.00	000100	25.1	Gamay (Napa) *	500.00	000100	24.6
	975.00	018610	173.6		500.00	021000	1.5
	1,000.00	000100	100.3		1,000.00	000100	4.4
	1,030.00	018610	270.5	Wtd. Avg. Base & Total Tons	572.13		30.5
	2,000.00	000100	2.0				
Wtd. Avg. Base & Total Tons	631.22		4,942.5	Malbec	850.00	021000	6.5
Chenin Blanc	175.00	038300	25.8	Wtd. Avg. Base & Total Tons	850.00		6.5
	200.00	009900	53.9	Merlot	175.00	045600	92.6
	375.00	040425	640.0		300.00	000100	45.6
	450.00	000100	715.3		404.00	000100	44.7
Wtd. Avg. Base & Total Tons	402.22		1,435.0		600.00	000100	3.0
French Colombard	250.00	000100	56.6		600.00	020440	127.6
Wtd. Avg. Base & Total Tons	250.00		56.6		850.00	020440	200.6
Malvasia Bianca	500.00	024500	4.0		880.00	000100	101.4
Wtd. Avg. Base & Total Tons	500.00		4.0	Wtd. Avg. Base & Total Tons	1,000.00	017400	80.6
					742.87		1,017.3
Muscat Blanc *	800.00	000100	4.0	Petit Verdot	2,000.00	000100	14.1
	1,441.20	000100	52.6	Wtd. Avg. Base & Total Tons	2,000.00		14.1
Wtd. Avg. Base & Total Tons	1,395.89		56.6	Petite Sirah	650.00	024500	6.0
Pinot Blanc	575.00	000100	57.7		700.00	000100	10.6
Wtd. Avg. Base & Total Tons	575.00		57.7		825.00	000100	15.1
Pinot Gris *	600.00	001300	2,154.5		850.00	000100	219.1
	600.00	041700	39.8		858.50	000100	43.5
	712.00	039697	1,668.7		1,000.00	000100	39.6
	800.00	000100	0.9		1,100.00	000100	2.0
	850.00	012770	63.5		2,000.00	025300	8.5
	900.00	012770	29.0	Wtd. Avg. Base & Total Tons	2,500.00	000100	15.0
	1,000.00	012770	75.1		956.20		359.4
	1,050.00	017000	78.7	Pinot Noir	175.00	002300	24.9
	1,200.00	000100	19.6		300.00	000100	4.5
	1,300.00	000100	40.5		500.00	000100	48.6
Wtd. Avg. Base & Total Tons	676.07		4,170.3		750.00	000100	412.3
Sauvignon Blanc	300.00	000100	17.9		762.00	067225	738.0
	400.00	000100	310.1		800.00	000100	96.4
	472.50	012785	296.1		850.00	046000	70.6
	850.00	000100	8.6		900.00	000100	523.6
	900.00	000100	75.9		1,000.00	000100	69.2
Wtd. Avg. Base & Total Tons	486.79		708.6		1,100.00	024500	9.0
Viognier	225.00	000100	0.9		1,100.00	026140	526.9
	550.00	000100	112.0		1,188.70	000100	62.8
	700.00	000100	37.3		1,200.00	021800	26.3
	800.00	030080	87.8		1,400.00	000100	74.6
	900.00	024500	5.4		1,408.87	000100	90.0
Wtd. Avg. Base & Total Tons	669.73		243.4		1,500.00	000100	65.9
White Riesling *	950.00	016380	35.3	Wtd. Avg. Base & Total Tons	1,600.00	000100	46.2
	1,335.72	000100	56.0		1,656.00	000100	24.1
Wtd. Avg. Base & Total Tons	1,186.59		91.3		2,000.00	000100	34.3
WINE GRAPES (RED)				Wtd. Avg. Base & Total Tons	945.45		2,948.2
Cabernet Sauvignon	404.00	000100	16.4	Syrah *	175.00	045600	12.7
	505.00	000100	46.0		350.00	000100	24.0
	600.00	019780	37.4		400.00	021500	1.9
	950.00	000100	75.3		600.00	000100	2.0
					1,000.00	000100	6.8
					1,000.00	017400	74.2
					1,500.00	025650	13.1

TABLE 8: BASE PRICE PAID TO GROWERS FOR GRAPES CRUSHED AND DELIVERED TO CALIFORNIA PROCESSORS FROM THE 2009 CROP WITH BRIX FACTORS AND PURCHASED TONNAGE, BY TYPE, VARIETY, REPORTING DISTRICT WHERE GROWN, AND WEIGHTED AVERAGE BASE PRICE.

District, Type, and Variety	Base Price	Brix	Tons	District, Type, and Variety	Base Price	Brix	Tons
	Per Ton	Factors			Per Ton	Factors	
	Dollars	Code a/			Dollars	Code a/	
DISTRICT 5 (Cont'd)							
Syrah * (Cont'd)	1,700.00	025650	67.5	Wtd. Avg. Base & Total Tons	400.00		5.6
Wtd. Avg. Base & Total Tons	1,127.51		202.2	Marsanne	1,250.00	000100	6.0
					1,416.40	000100	0.3
Tempranillo *	1,400.00	024500	5.0	Wtd. Avg. Base & Total Tons	1,257.92		6.3
Wtd. Avg. Base & Total Tons	1,400.00		5.0	Muscat Blanc *	1,200.00	021600	1.0
Zinfandel	250.00	036800	362.5	Wtd. Avg. Base & Total Tons	1,200.00		1.0
	825.00	000100	43.7				
	1,000.00	000100	11.8	Palomino *	2,000.00	000100	9.3
	1,250.00	000100	2.5	Wtd. Avg. Base & Total Tons	2,000.00		9.3
	1,500.00	000100	5.3				
Wtd. Avg. Base & Total Tons	351.23		425.8	Pinot Blanc	1,000.00	000100	8.9
DISTRICT 6					1,300.00	017000	6.0
WINE GRAPES (WHITE)					1,350.00	017400	3.1
Chardonnay *	125.00	000100	0.9	Wtd. Avg. Base & Total Tons	1,160.28		18.0
	175.00	002200	397.2				
	225.00	002200	8.2	Pinot Gris *	310.00	001700	152.1
	250.00	000100	37.4		555.50	000100	13.7
	335.00	002200	200.0		610.00	039100	157.3
	600.00	017600	3.7		625.00	010330	271.0
	625.00	013900	2,099.2		959.00	013800	11.5
	800.00	000100	146.3		1,000.00	000100	8.5
	800.00	015500	154.0		1,000.00	017400	20.1
	830.37	000100	3.2		1,153.83	000100	19.8
	861.00	021600	30.6		1,200.00	000100	1.0
	867.33	000100	122.4		1,300.00	000100	6.3
	900.00	000100	33.8		1,500.00	021200	2.5
	950.00	013600	6.0		1,600.00	017200	2.6
	950.00	013900	641.0	Wtd. Avg. Base & Total Tons	1,800.00	000100	5.2
	1,000.00	000100	19.4		609.33		671.6
	1,100.00	000100	6.6	Roussanne	1,925.53	000100	0.6
	1,100.00	021200	63.7	Wtd. Avg. Base & Total Tons	1,925.53		0.6
	1,167.67	000100	631.8				
	1,200.00	000100	4.0	Sauvignon Blanc	175.00	038300	94.2
	1,200.00	020800	4.5		200.00	013600	9.0
	1,200.00	022700	4.0		250.00	000100	26.5
	1,250.00	000100	1.4		400.00	000100	238.7
	1,400.00	000100	5.3		454.50	000100	34.9
	1,400.00	017600	1.6		500.00	000100	2.5
	1,400.00	021200	5.3		500.00	012775	470.5
	1,500.00	000100	27.1		800.00	000100	34.5
	1,550.00	020800	8.3		900.00	013600	2.0
	1,600.00	020800	2.6		1,100.00	000100	78.1
	1,750.00	020800	1.9		1,100.00	013600	4.4
	1,800.00	000100	8.4		1,400.00	000100	7.6
	1,800.00	017600	15.6		1,400.00	043030	5.0
	1,850.00	013600	28.1		1,600.00	017400	3.4
	1,900.00	017600	20.7		2,000.00	000100	1.2
	2,000.00	000100	31.8	Wtd. Avg. Base & Total Tons	511.98		1,012.5
	2,000.00	017600	5.5				
	2,000.00	020800	1.2	Sauvignon Musque	400.00	000100	9.4
	2,200.00	000100	9.5	Wtd. Avg. Base & Total Tons	400.00		9.4
	2,200.00	017200	16.5				
	2,200.00	021500	2.0	Semillon	600.00	000100	1.9
	2,252.39	000100	14.1		800.00	020600	14.2
	2,300.00	020800	4.3		1,100.00	000100	21.3
	2,313.00	000100	9.7		1,500.00	021000	3.3
	2,400.00	000100	5.0	Wtd. Avg. Base & Total Tons	1,004.42		40.7
	2,500.00	000100	11.5				
	2,500.00	021000	9.0	Verdelho	555.50	000100	16.4
	2,500.00	024500	3.9	Wtd. Avg. Base & Total Tons	555.50		16.4
	2,700.00	000100	1.6				
	2,750.00	000100	10.1	Viognier	385.00	069655	12.9
	3,000.00	000100	6.3		400.00	000100	3.1
Wtd. Avg. Base & Total Tons	792.64		4,886.2		490.00	069655	65.0
					600.00	000100	1.9
Gewurztraminer	310.00	001300	211.0		800.00	000100	25.6
	1,100.00	000100	6.8		1,100.00	000100	11.6
Wtd. Avg. Base & Total Tons	334.66		217.8		1,267.30	000100	27.6
					1,500.00	000100	4.3
Malvasia Bianca	400.00	000100	5.6		1,600.00	000100	0.9

TABLE 8: BASE PRICE PAID TO GROWERS FOR GRAPES CRUSHED AND DELIVERED TO CALIFORNIA PROCESSORS FROM THE 2009 CROP WITH BRIX FACTORS AND PURCHASED TONNAGE, BY TYPE, VARIETY, REPORTING DISTRICT WHERE GROWN, AND WEIGHTED AVERAGE BASE PRICE.

District, Type, and Variety	Base Price	Brix	Tons	District, Type, and Variety	Base Price	Brix	Tons
	Per Ton	Factors			Per Ton	Factors	
	Dollars	Code a/			Dollars	Code a/	
DISTRICT 6 (Cont'd)					1,500.00	022600	7.0
Wtd. Avg. Base & Total Tons	754.11		152.9		1,500.00	024500	5.2
					1,500.00	024800	1.0
White Riesling *	1,600.00	009100	2.9		1,600.00	000100	12.4
Wtd. Avg. Base & Total Tons	1,600.00		2.9		1,600.00	017400	5.4
					1,600.00	020800	3.0
Other White b/	200.00	002200	1.7		1,800.00	000100	1.6
	400.00	010700	14.1		1,850.00	000100	2.5
Wtd. Avg. Base & Total Tons	378.48		15.8		1,850.00	020800	2.1
					2,000.00	000100	14.6
WINE GRAPES (RED)					2,000.00	017200	5.5
Alicante Bouschet *	400.00	000100	48.3		2,000.00	020800	5.7
	1,000.00	000100	1.4		2,000.00	021600	3.0
	1,300.00	000100	2.9		2,000.00	025100	9.3
	1,800.00	000100	4.1		2,072.00	021600	16.5
	2,000.00	000100	7.1		2,200.00	000100	2.7
	2,000.00	002200	1.0		2,250.00	000100	4.8
Wtd. Avg. Base & Total Tons	741.82		64.8		2,340.00	000100	6.0
					2,500.00	000100	7.3
Barbera	400.00	000100	22.4		2,500.00	021600	4.0
	600.00	017000	1.0		2,600.00	000100	18.7
	650.00	000100	4.1		2,700.00	000100	3.9
	800.00	000100	8.4		2,750.00	000100	2.1
	850.00	000100	2.4		2,800.00	000100	11.6
	1,000.00	000100	3.3		2,800.00	004270	0.4
	1,000.00	017400	1.7		2,850.00	000100	3.2
	1,500.00	021600	9.7		3,000.00	021000	4.0
	1,500.00	025400	5.0		3,200.00	000100	1.4
	2,000.00	021600	4.3		3,500.00	000100	8.5
Wtd. Avg. Base & Total Tons	909.07		62.3		4,000.00	000100	1.3
					5,000.00	000100	2.5
Cabernet Franc	400.00	000100	3.7	Wtd. Avg. Base & Total Tons	1,206.63		2,922.5
	650.00	021500	0.5				
	800.00	000100	4.6	Carignane	300.00	000100	1.2
	1,200.00	000100	3.4		600.00	000100	73.6
	1,200.00	020800	1.8		750.00	000100	10.1
	1,400.00	017400	1.5		800.00	000100	8.0
	1,450.00	000100	1.3		850.00	024500	55.2
	1,800.00	000100	0.4		950.00	000100	48.8
	1,906.86	000100	0.7		1,000.00	000100	14.1
	2,000.00	000100	9.0		1,100.00	000100	40.5
	2,000.00	017400	0.5		1,300.00	000100	5.6
	2,200.00	021600	0.9		1,400.00	017200	0.8
	2,283.94	000100	41.2		1,500.00	000100	16.1
	2,500.00	000100	2.6		1,500.00	002200	10.9
	3,000.00	000100	1.0		1,600.00	000100	1.0
	3,000.00	017200	1.6		1,700.00	017600	2.1
	3,000.00	021000	1.1		1,850.00	000100	2.4
Wtd. Avg. Base & Total Tons	1,984.74		75.8		2,000.00	000100	103.0
					2,000.00	002200	12.7
Cabernet Sauvignon	316.88	000100	0.8		2,200.00	000100	16.0
	450.00	025050	184.5	Wtd. Avg. Base & Total Tons	1,268.74		422.1
	500.00	000100	1.3				
	650.00	025000	3.0	Carmenere	800.00	000100	0.9
	750.00	000100	1.0	Wtd. Avg. Base & Total Tons	800.00		0.9
	800.00	000100	16.6				
	900.00	000100	11.0	Charbono	1,000.00	000100	4.5
	1,000.00	000100	4.2		1,000.00	013600	5.4
	1,000.00	020800	1.0	Wtd. Avg. Base & Total Tons	1,000.00		9.9
	1,100.00	000100	476.5				
	1,100.00	017000	1.8	Cinsaut *	400.00	000100	9.5
	1,100.00	019300	75.5		800.00	000100	44.5
	1,100.00	022600	939.5		1,000.00	000100	0.9
	1,137.47	000100	7.3		1,300.00	000100	0.4
	1,150.00	000100	3.7	Wtd. Avg. Base & Total Tons	738.16		55.3
	1,157.90	025050	306.3				
	1,200.00	000100	174.0	Dolcetto	2,000.00	000100	1.3
	1,200.00	013600	4.0		2,800.00	000100	3.7
	1,400.00	000100	19.6	Wtd. Avg. Base & Total Tons	2,592.00		5.0
	1,400.00	017200	2.8				
	1,468.88	000100	490.5	Grand Noir	1,600.00	017600	2.7
	1,500.00	000100	18.0	Wtd. Avg. Base & Total Tons	1,600.00		2.7
	1,500.00	020800	2.4				

TABLE 8: BASE PRICE PAID TO GROWERS FOR GRAPES CRUSHED AND DELIVERED TO CALIFORNIA PROCESSORS FROM THE 2009 CROP WITH BRIX FACTORS AND PURCHASED TONNAGE, BY TYPE, VARIETY, REPORTING DISTRICT WHERE GROWN, AND WEIGHTED AVERAGE BASE PRICE.

District, Type, and Variety	Base Price	Brix	Tons	District, Type, and Variety	Base Price	Brix	Tons		
	Per Ton	Factors			Per Ton	Factors			
	Dollars	Code a/			Dollars	Code a/			
DISTRICT 6 (Cont'd)				Wtd. Avg. Base & Total Tons				2,393.00	6.0
Grenache *	125.00	000100	1.3	Petit Verdot	900.00	000100	36.5		
	550.00	000100	76.8		1,100.00	013600	1.5		
	850.00	000100	11.7		1,500.00	000100	4.8		
	988.00	000100	1.1		1,500.00	021600	1.9		
	1,302.33	000100	3.1		2,000.00	000100	1.5		
	1,400.00	000100	3.4		2,000.00	017200	0.3		
	1,600.00	017600	7.0		2,000.00	017400	0.5		
	1,800.00	000100	1.0		2,000.00	017600	1.5		
	2,000.00	000100	15.2		2,200.00	000100	1.9		
	2,000.00	020800	1.5		2,218.32	000100	37.2		
Wtd. Avg. Base & Total Tons	889.69		122.1		2,250.00	000100	0.5		
Malbec	1,500.00	000100	1.0	Wtd. Avg. Base & Total Tons	1,588.84		88.1		
	1,995.00	000100	4.0	Petite Sirah	125.00	000100	1.4		
	2,000.00	000100	4.9		200.00	013600	5.5		
	2,200.00	021600	1.0		400.00	000100	4.1		
	2,205.49	000100	1.4		600.00	000100	23.1		
	3,200.00	000100	20.3		650.00	000100	0.9		
Wtd. Avg. Base & Total Tons	2,746.25		32.6		650.00	021200	6.9		
Mataro *	125.00	000100	1.3		750.00	000100	47.9		
	600.00	000100	24.1		800.00	000100	9.0		
	1,000.00	000100	138.4		824.88	000100	118.0		
	1,050.00	000100	2.5		850.00	000100	2.3		
	1,100.00	000100	28.7		899.39	000100	316.6		
	1,200.00	000100	11.7		928.00	021600	27.5		
	1,200.00	025650	16.1		1,000.00	000100	1.0		
	1,300.00	000100	3.8		1,100.00	000100	660.7		
	1,400.00	000100	18.9		1,100.00	022800	380.3		
	1,400.00	024300	1.4		1,171.52	000100	8.7		
	1,500.00	000100	4.0		1,200.00	000100	11.9		
	1,750.00	000100	31.0		1,200.00	020800	6.7		
	1,800.00	000100	3.0		1,200.00	030400	1.0		
	2,000.00	000100	259.9		1,300.00	000100	28.5		
	2,000.00	002200	22.9		1,400.00	000100	2.0		
	2,500.00	000100	2.1		1,400.00	017200	2.9		
	2,500.00	070603	10.6		1,400.00	024500	7.3		
	2,850.00	024300	20.6		1,450.00	000100	9.2		
	3,000.00	024300	2.4		1,500.00	000100	12.6		
	3,415.00	024300	4.8		1,600.00	000100	7.4		
Wtd. Avg. Base & Total Tons	1,642.95		608.2		1,600.00	017600	1.1		
Merlot	500.00	027220	284.3		1,600.00	022800	6.6		
	650.00	021000	5.8		1,800.00	000100	3.2		
	900.00	000100	1.0		1,800.00	017600	2.8		
	999.10	000100	6.8		1,800.00	017900	1.3		
	1,000.00	000100	10.3		1,800.00	021500	1.9		
	1,100.00	000100	543.0		1,800.00	025650	21.6		
	1,100.00	020600	117.3		1,850.00	027800	39.5		
	1,175.00	021600	5.0		2,000.00	000100	6.0		
	1,200.00	000100	26.8		2,000.00	017400	4.0		
	1,301.53	000100	524.6		2,000.00	020800	10.0		
	1,400.00	000100	22.0		2,000.00	021000	3.4		
	1,500.00	000100	5.4		2,000.00	021600	3.1		
	1,500.00	024500	3.0	Wtd. Avg. Base & Total Tons	1,076.60		1,807.9		
	1,600.00	021000	3.2	Pinot Noir	800.00	024080	47.2		
	1,750.00	000100	4.2		1,449.25	000100	81.2		
	1,800.00	013600	3.5		1,472.50	000100	231.1		
	2,000.00	017200	3.2		1,496.00	000100	127.9		
	2,000.00	024800	2.0		1,500.00	000100	4.4		
	2,154.00	000100	19.5		1,520.00	000100	313.3		
	2,300.00	000100	6.2		2,000.00	000100	13.4		
	2,350.00	000100	1.0		2,000.00	021200	59.2		
	2,400.00	000100	6.8		2,100.00	000100	1.1		
	2,800.00	000100	1.2		2,115.80	000100	5.8		
Wtd. Avg. Base & Total Tons	1,097.02		1,606.1		2,200.00	000100	4.7		
Muscat Hamburg *	1,000.00	000100	12.4		2,300.00	000100	7.0		
Wtd. Avg. Base & Total Tons	1,000.00		12.4		2,300.00	021200	8.0		
					2,400.00	000100	6.1		
Nebbiolo	2,140.00	000100	3.7		2,500.00	000100	43.7		
	2,800.00	000100	2.3		2,500.00	013600	20.5		
					2,500.00	017600	13.8		

TABLE 8: BASE PRICE PAID TO GROWERS FOR GRAPES CRUSHED AND DELIVERED TO CALIFORNIA PROCESSORS FROM THE 2009 CROP WITH BRIX FACTORS AND PURCHASED TONNAGE, BY TYPE, VARIETY, REPORTING DISTRICT WHERE GROWN, AND WEIGHTED AVERAGE BASE PRICE.

District, Type, and Variety	Base Price	Brix	Tons	District, Type, and Variety	Base Price	Brix	Tons
	Per Ton	Factors			Per Ton	Factors	
	Dollars	Code a/			Dollars	Code a/	
DISTRICT 6 (Cont'd)					1,350.00	000100	2.6
Pinot Noir (Cont'd)	2,505.81	000100	4.3		1,400.00	013600	2.5
	2,600.00	000100	3.0		1,450.00	000100	18.2
	2,600.00	017200	3.8		1,500.00	000100	26.2
	2,700.00	000100	5.8		1,500.00	017400	6.5
	2,700.00	020800	1.9		1,800.00	000100	15.5
	2,700.00	023100	9.3		1,800.00	017600	3.5
	2,725.00	024300	2.3		1,800.00	021000	1.4
	2,750.00	000100	2.9		1,871.00	000100	5.7
	2,750.00	020800	2.3		1,950.00	020800	5.6
	2,766.00	000100	8.9		2,000.00	000100	8.3
	2,800.00	023100	6.5		2,000.00	004270	0.7
	2,800.00	024800	4.1		2,000.00	017200	7.7
	2,890.89	000100	4.6		2,395.64	000100	5.5
	3,000.00	000100	23.2		2,400.00	000100	4.0
	3,000.00	021000	8.2		2,500.00	000100	3.0
	3,000.00	055000	1.3	Wtd. Avg. Base & Total Tons	1,063.41		591.7
	3,100.00	000100	2.5				
	3,200.00	000100	18.2	Tempranillo *	125.00	000100	1.7
	3,200.00	020800	3.4		650.00	000100	0.9
	3,200.00	021500	4.4		1,000.00	017400	0.9
	3,200.00	024500	3.9		1,200.00	000100	2.0
	3,400.00	021000	1.2		1,500.00	000100	111.1
	3,500.00	000100	2.5	Wtd. Avg. Base & Total Tons	1,464.39		116.6
	3,500.00	021000	1.2				
	3,500.00	021500	1.5	Teroldego	350.00	022463	76.7
	3,800.00	000100	1.4		800.00	021000	1.8
	4,000.00	000100	1.6	Wtd. Avg. Base & Total Tons	360.32		78.5
	4,000.00	020800	1.6				
Wtd. Avg. Base & Total Tons	1,768.90		1,124.2	Touriga Nacional *	900.00	024300	2.0
				Wtd. Avg. Base & Total Tons	900.00		2.0
Primitivo	800.00	014100	2.2				
	2,000.00	025100	8.8	Zinfandel	125.00	000100	2.1
Wtd. Avg. Base & Total Tons	1,760.00		11.0		200.00	000100	4.7
					600.00	000100	17.3
Refosco *	2,800.00	000100	2.3		650.00	000100	132.5
Wtd. Avg. Base & Total Tons	2,800.00		2.3		650.00	025100	6.1
					700.00	013600	6.9
Sangiovese *	650.00	000100	3.3		700.00	024500	5.0
	700.00	013600	4.9		750.00	000100	49.4
	800.00	000100	13.3		800.00	000100	538.6
	1,000.00	000100	0.4		1,000.00	000100	178.9
	1,000.00	021600	3.0		1,100.00	000100	22.6
	1,066.00	021600	12.2		1,100.00	024500	13.4
	1,400.00	000100	4.2		1,200.00	000100	28.7
	1,450.00	000100	8.8		1,200.00	020800	7.8
	1,500.00	000100	2.8		1,200.00	027560	7.0
	1,500.00	021600	1.0		1,300.00	000100	11.8
	1,800.00	020800	1.0		1,371.60	000100	2.1
	2,000.00	025400	6.3		1,400.00	000100	11.7
	2,300.00	000100	11.1		1,400.00	017400	1.7
Wtd. Avg. Base & Total Tons	1,340.11		72.3		1,400.00	017600	4.5
					1,400.00	025100	3.6
Souzao	1,100.00	000100	1.8		1,400.00	025650	42.9
Wtd. Avg. Base & Total Tons	1,100.00		1.8		1,403.94	000100	2.6
					1,450.00	000100	19.6
Syrah *	100.00	000100	37.9		1,500.00	000100	83.1
	125.00	000100	5.6		1,500.00	024500	1.0
	400.00	000100	61.9		1,700.00	000100	54.1
	650.00	027800	2.8		1,700.00	017600	2.1
	700.00	024500	5.0		1,700.00	021600	47.4
	750.00	000100	4.0		1,750.00	000100	0.8
	800.00	017600	1.2		1,800.00	000100	32.2
	850.00	000100	1.8		1,900.00	024500	78.1
	976.58	000100	95.8		2,000.00	000100	138.6
	1,000.00	000100	13.6		2,000.00	002200	23.4
	1,100.00	000100	109.8		2,000.00	013800	4.7
	1,116.76	000100	4.0		2,000.00	020800	5.2
	1,150.00	029775	107.1		2,000.00	021000	3.5
	1,200.00	000100	2.4		2,000.00	024500	5.3
	1,200.00	017200	4.0		2,200.00	000100	10.7
	1,200.00	020800	11.9		2,200.00	024500	256.8
	1,200.00	025650	6.0		2,200.00	025650	50.3

TABLE 8: BASE PRICE PAID TO GROWERS FOR GRAPES CRUSHED AND DELIVERED TO CALIFORNIA PROCESSORS FROM THE 2009 CROP WITH BRIX FACTORS AND PURCHASED TONNAGE, BY TYPE, VARIETY, REPORTING DISTRICT WHERE GROWN, AND WEIGHTED AVERAGE BASE PRICE.

District, Type, and Variety	Base Price	Brix	Tons	District, Type, and Variety	Base Price	Brix	Tons
	Per Ton	Factors			Per Ton	Factors	
	Dollars	Code a/			Dollars	Code a/	
DISTRICT 6 (Cont'd)							
Zinfandel (Cont'd)	2,500.00	000100	35.0		1,207.38	000100	534.2
	2,500.00	070603	25.9		1,250.00	000100	1,058.7
	2,600.00	017600	11.6		1,250.00	014320	633.3
	3,600.00	000100	17.3		1,250.00	017000	376.7
Wtd. Avg. Base & Total Tons	1,396.17		2,008.6		1,250.00	017400	1,222.5
					1,250.00	019300	606.3
Other Red b/	600.00	000100	4.8		1,284.86	017100	136.9
Wtd. Avg. Base & Total Tons	600.00		4.8		1,299.45	000100	47.6
					1,300.00	000100	4,412.8
DISTRICT 7							
WINE GRAPES (WHITE)							
Arneis	1,350.00	017000	2.9		1,300.00	014320	133.9
	1,500.00	000100	7.7		1,300.00	017400	29.9
	2,000.00	000100	22.2		1,300.00	019000	493.8
Wtd. Avg. Base & Total Tons	1,825.15		32.8		1,318.83	014320	127.7
					1,322.05	014320	934.8
Chardonnay *	150.00	017200	70.3		1,325.00	000100	23.2
	165.00	000100	664.5		1,349.20	000100	36.5
	185.00	000100	200.5		1,350.00	000100	299.7
	400.00	000100	227.8		1,350.00	014320	389.3
	531.00	000100	176.6		1,365.00	014320	421.4
	550.00	000100	81.6		1,400.00	000100	97.1
	600.00	014320	998.3		1,400.00	013500	7.0
	600.00	015700	989.7		1,400.00	021000	8.5
	700.00	000100	71.2		1,400.00	022900	197.7
	800.00	000100	1,748.0		1,400.00	025100	96.2
	800.00	015700	598.7		1,404.00	000100	902.4
	839.26	000100	965.9		1,417.50	014320	559.3
	849.00	014320	712.4		1,420.00	021200	20.1
	850.00	000100	779.6		1,450.00	000100	51.9
	850.00	014320	130.5		1,450.00	021000	1,601.7
	850.00	015500	276.0		1,450.00	025100	102.2
	850.00	015700	173.4		1,498.62	000100	12.5
	850.00	020800	39.0		1,500.00	000100	752.4
	913.25	014320	872.7		1,500.00	014320	30.0
	921.15	000100	171.3		1,500.00	020800	63.6
	929.00	014320	157.9		1,500.00	021000	3.4
	934.00	014320	291.1		1,500.00	025100	80.0
	956.25	025100	137.7		1,505.41	014320	134.0
	956.68	014320	346.2		1,508.34	017100	194.7
	960.75	000100	1,029.6		1,533.98	000100	84.9
	985.00	014320	542.9		1,546.39	000100	555.8
	1,000.00	000100	2,731.7		1,546.39	017100	128.6
	1,000.00	020800	355.3		1,550.00	021000	202.4
	1,047.00	000100	182.1		1,600.00	000100	100.3
	1,050.00	014320	231.7		1,600.00	021500	30.0
	1,050.00	020800	304.3		1,650.00	000100	24.0
	1,079.39	020800	174.9		1,685.00	000100	44.5
	1,100.00	000100	3,275.1		1,700.00	000100	48.2
	1,100.00	014320	788.4		1,750.00	000100	2.0
	1,100.00	015700	753.3		1,795.00	000100	3.0
	1,100.00	021000	538.6		1,800.00	000100	0.5
	1,100.00	021200	71.1		1,800.00	000100	3.4
	1,100.00	027500	170.0		1,850.00	000100	3.0
	1,104.00	014320	709.9		1,850.00	019200	301.3
	1,125.00	000100	224.2		1,850.00	020800	454.5
	1,146.58	000100	2,150.1		1,850.00	024300	782.0
	1,150.00	014320	1,292.7		2,000.00	000100	101.1
	1,161.22	014320	1,011.2		2,000.00	021500	8.0
	1,175.00	014320	334.8		2,200.00	000100	20.2
	1,176.00	000100	628.2		2,250.00	000100	5.9
	1,198.94	013600	16.0		2,400.00	000100	2.3
	1,198.94	014320	481.5		2,400.00	024800	3.9
	1,198.94	017000	562.0		2,400.00	025100	5.8
	1,198.94	017100	260.9		2,500.00	000100	5.0
	1,200.00	000100	1,579.0		2,599.02	000100	5.3
	1,200.00	013600	13.0		2,600.00	000100	23.0
	1,200.00	014320	176.6		2,600.00	021500	1.3
	1,200.00	017400	2.8		2,600.00	025100	11.3
	1,200.00	017600	8.6		2,800.00	000100	4.2
	1,200.00	022600	15.3		2,994.55	000100	5.5
	1,200.00	024800	26.4		3,063.00	000100	8.5
					3,400.00	011300	2.8
					4,000.00	021200	17.2
				Wtd. Avg. Base & Total Tons	1,139.00		51,353.7

TABLE 8: BASE PRICE PAID TO GROWERS FOR GRAPES CRUSHED AND DELIVERED TO CALIFORNIA PROCESSORS FROM THE 2009 CROP WITH BRIX FACTORS AND PURCHASED TONNAGE, BY TYPE, VARIETY, REPORTING DISTRICT WHERE GROWN, AND WEIGHTED AVERAGE BASE PRICE.

District, Type, and Variety	Base Price	Brix	Tons	District, Type, and Variety	Base Price	Brix	Tons	
	Per Ton	Factors			Per Ton	Factors		
	Dollars	Code a/			Dollars	Code a/		
DISTRICT 7 (Cont'd)					1,000.00	016620	114.4	
Chenin Blanc	400.00	000100	82.2		1,007.59	016620	22.9	
	700.00	013400	11.3		1,100.00	000100	76.7	
	800.00	000100	113.5		1,100.00	016620	114.1	
	1,000.00	013500	3.0		1,125.00	000100	42.2	
	1,000.00	017000	3.3		1,150.00	016620	111.4	
	1,200.00	020800	3.3		1,167.00	016620	405.9	
Wtd. Avg. Base & Total Tons	654.89		216.6		1,169.00	000100	16.7	
					1,179.00	000100	132.9	
Gewurztraminer	300.00	000100	185.9		1,186.08	016620	704.3	
	800.00	000100	967.4		1,200.00	000100	222.5	
	825.00	000100	205.0		1,200.00	016620	467.4	
	900.00	000100	360.3		1,209.11	016620	249.7	
	950.00	000100	90.0		1,211.00	016620	157.0	
	967.00	011860	266.7		1,245.38	015800	93.4	
	983.00	000100	52.0		1,245.39	017100	135.6	
	1,000.00	000100	923.3		1,250.00	000100	389.5	
	1,000.00	011860	129.8		1,250.00	016620	75.2	
	1,000.00	017000	36.3		1,250.00	017000	230.9	
	1,000.00	021000	52.6		1,300.00	017400	163.8	
	1,030.00	011860	97.1		1,336.57	000100	88.2	
	1,200.00	011860	232.5		1,400.00	013100	10.3	
	1,200.00	017200	70.4		1,400.00	021600	4.3	
	1,200.00	017600	5.1		1,500.00	000100	44.0	
	1,250.00	000100	18.7		1,500.00	024800	10.7	
	1,850.00	000100	2.9		1,850.00	000100	19.8	
2,000.00	031160	1.8		2,000.00	000100	21.1		
Wtd. Avg. Base & Total Tons	909.07		3,697.8	Wtd. Avg. Base & Total Tons	1,131.60		5,523.7	
Grenache Blanc	1,687.75	027500	29.3	Roussanne	901.00	000100	8.9	
Wtd. Avg. Base & Total Tons	1,687.75		29.3		1,000.00	021000	2.5	
					1,250.00	000100	3.7	
Gruner Veltliner	810.00	017000	149.5		1,600.00	024800	11.5	
Wtd. Avg. Base & Total Tons	810.00		149.5		2,000.36	000100	7.6	
					2,160.00	017000	3.7	
Malvasia Bianca	528.26	000100	234.5		3,331.00	024300	29.3	
	1,000.00	000100	18.1		3,600.00	000100	2.9	
	1,153.56	000100	146.6	Wtd. Avg. Base & Total Tons	2,350.60		70.1	
	1,300.00	021500	3.2					
	1,585.00	000100	5.5					
1,850.00	000100	1.1		Sauvignon Blanc	550.00	000100	68.4	
Wtd. Avg. Base & Total Tons	797.07		409.0		600.00	000100	146.0	
					800.00	000100	596.9	
Marsanne	961.24	000100	82.9		825.00	000100	326.7	
	1,000.00	000100	20.9		850.00	000100	261.9	
	1,400.00	000100	9.0		854.00	041700	784.5	
	1,600.00	024800	3.2		900.00	000100	438.9	
	Wtd. Avg. Base & Total Tons	1,019.89		116.0		900.00	015700	128.4
					900.00	020600	24.6	
Muscat Blanc *	850.00	027270	134.5		909.00	009620	849.5	
	1,000.00	000100	222.1		935.64	000100	509.3	
	1,100.00	000100	237.0		941.85	009620	20.1	
	1,100.00	027270	24.0		956.25	025100	97.0	
	1,157.94	000100	162.2		980.00	009620	53.5	
	1,200.00	000100	24.7		1,000.00	000100	156.4	
	2,000.00	000100	1.0		1,000.00	009620	40.9	
	Wtd. Avg. Base & Total Tons	1,046.53		805.5		1,000.00	017000	10.1
						1,008.00	009620	111.7
						1,030.00	000100	28.3
Muscat Orange	1,000.00	000100	22.0		1,050.00	000100	13.9	
	1,500.00	000100	27.9		1,100.00	025100	41.5	
	Wtd. Avg. Base & Total Tons	1,279.56	49.9		1,153.85	013400	464.3	
					1,178.00	000100	1.5	
Pinot Blanc	875.00	018360	135.8		1,200.00	000100	28.0	
	1,100.00	000100	85.8		1,200.00	013400	1.0	
	1,200.00	013500	2.1		1,200.00	024500	2.3	
	Wtd. Avg. Base & Total Tons	964.35	223.7		1,250.00	000100	11.7	
					1,300.00	013500	8.4	
Pinot Gris *	410.00	001700	93.0		1,315.95	000100	73.6	
	500.00	013100	55.0		1,350.00	000100	4.9	
	750.00	016620	128.1		1,350.00	011300	4.1	
	900.00	013100	280.5		1,350.00	013500	3.9	
	979.85	000100	32.8		1,400.00	000100	4.6	
	1,000.00	000100	809.4		1,500.00	000100	3.0	

TABLE 8: BASE PRICE PAID TO GROWERS FOR GRAPES CRUSHED AND DELIVERED TO CALIFORNIA PROCESSORS FROM THE 2009 CROP WITH BRIX FACTORS AND PURCHASED TONNAGE, BY TYPE, VARIETY, REPORTING DISTRICT WHERE GROWN, AND WEIGHTED AVERAGE BASE PRICE.

District, Type, and Variety	Base Price	Brix	Tons	District, Type, and Variety	Base Price	Brix	Tons
	Per Ton	Factors			Per Ton	Factors	
	Dollars	Code a/			Dollars	Code a/	
DISTRICT 7 (Cont'd)					3,200.00	021200	2.0
Sauvignon Blanc (Cont'd)	1,600.00	000100	8.3	Wtd. Avg. Base & Total Tons	1,021.44		59.0
Wtd. Avg. Base & Total Tons	911.93		5,328.1	WINE GRAPES (RED)			
Sauvignon Musque	1,250.00	000100	31.3	Alicante Bouschet *	1,000.00	000100	2.4
	1,300.00	000100	22.2	Wtd. Avg. Base & Total Tons	1,000.00		2.4
	1,300.00	017200	3.0	Barbera	786.00	024800	180.3
Wtd. Avg. Base & Total Tons	1,272.30		56.5		1,500.00	000100	4.6
Semillon	956.25	025100	2.7		2,000.00	000100	7.5
	1,315.95	000100	13.8		2,100.00	000100	21.7
Wtd. Avg. Base & Total Tons	1,257.09		16.5	Wtd. Avg. Base & Total Tons	977.05		214.1
Tocai Friulano	1,250.00	017200	59.7	Cabernet Franc	650.00	024500	16.6
	2,000.00	000100	20.9		800.00	000100	14.1
Wtd. Avg. Base & Total Tons	1,444.48		80.6		936.54	022490	105.4
Vermentino *	1,300.00	021000	3.0		945.61	013600	4.5
Wtd. Avg. Base & Total Tons	1,300.00		3.0		950.00	000100	1.0
Viognier	275.00	000100	10.6		1,000.00	000100	36.2
	300.00	000100	1.8		1,050.00	000100	32.6
	1,000.00	000100	2.4		1,100.00	000100	132.0
	1,000.00	021200	4.9		1,216.00	000100	19.4
	1,200.00	000100	2.8	Wtd. Avg. Base & Total Tons	1,500.00	000100	0.5
	1,300.00	013600	5.6		1,010.09		362.3
	1,500.00	017000	2.7	Cabernet Sauvignon	425.00	016625	379.8
	1,500.00	020800	1.0		450.00	016625	92.7
	1,500.00	021000	50.1		500.00	000100	249.6
	1,500.00	021200	10.1		600.00	022600	150.9
	1,500.00	029770	16.3		671.49	000100	185.2
	1,538.66	029770	7.2		675.00	000100	194.4
	1,550.00	000100	8.0		700.00	000100	172.7
	1,679.25	000100	115.1		800.00	000100	450.0
	1,750.00	000100	13.8		800.00	016625	126.8
	4,480.00	021200	7.6		800.00	021200	4.0
Wtd. Avg. Base & Total Tons	1,602.51		260.0		800.00	022600	462.9
White Riesling *	746.25	000100	154.4		825.00	017000	377.3
	800.00	017000	195.7		839.00	016625	21.6
	900.00	000100	171.2		841.00	016625	59.4
	950.00	000100	98.1		850.00	020800	756.8
	967.00	012790	578.6		857.14	000100	727.6
	1,000.00	000100	516.0		857.14	017100	873.5
	1,000.00	010900	192.6		870.48	016625	267.5
	1,000.00	012790	558.0		875.00	016625	552.3
	1,000.00	013100	126.9		900.00	000100	698.5
	1,000.00	013600	6.4		900.00	016625	245.2
	1,012.53	012790	243.7		900.00	022900	547.5
	1,025.00	012790	74.8		900.00	068300	310.4
	1,050.00	000100	213.2		905.65	000100	352.3
	1,050.72	000100	110.5		915.41	016625	29.2
	1,074.64	012790	28.9		925.00	068300	426.2
	1,100.00	000100	811.9		935.00	000100	102.5
	1,100.00	017000	214.3		941.57	016625	1,000.0
	1,132.00	030850	14.7		941.57	018690	580.0
	1,133.00	012790	250.7		950.00	000100	564.9
	1,137.87	012790	218.0		953.38	000100	27.2
	1,150.00	012790	65.1		959.27	013600	26.3
	1,181.00	000100	4.3		959.27	020800	238.2
	1,188.21	000100	259.5		972.51	016625	270.6
	1,200.00	000100	35.1		990.00	016625	28.2
	1,200.00	013400	33.8		993.88	016625	78.2
	1,249.00	012790	1,144.8		1,000.00	000100	280.5
	1,250.00	013100	10.3		1,000.00	021000	14.6
	1,250.00	022160	1.5		1,000.00	024500	23.3
	1,300.00	000100	406.2		1,010.00	021500	304.4
	1,300.00	013100	162.9		1,016.44	016625	503.7
	1,300.00	021000	5.2		1,046.19	016625	106.9
	1,500.00	031800	3.8		1,050.00	000100	475.3
Wtd. Avg. Base & Total Tons	1,087.86		6,911.1		1,050.00	017400	1,507.2
Other White b/	945.00	000100	57.0		1,055.00	016625	205.2
					1,100.00	016625	24.1
					1,100.00	020800	200.0
					1,120.73	000100	99.3

TABLE 8: BASE PRICE PAID TO GROWERS FOR GRAPES CRUSHED AND DELIVERED TO CALIFORNIA PROCESSORS FROM THE 2009 CROP WITH BRIX FACTORS AND PURCHASED TONNAGE, BY TYPE, VARIETY, REPORTING DISTRICT WHERE GROWN, AND WEIGHTED AVERAGE BASE PRICE.

District, Type, and Variety	Base Price	Brix	Tons	District, Type, and Variety	Base Price	Brix	Tons
	Per Ton	Factors			Per Ton	Factors	
	Dollars	Code a/			Dollars	Code a/	
DISTRICT 7 (Cont'd)					675.00	020600	154.7
Cabernet Sauvignon (Cont'd)	1,125.00	016625	350.0		699.98	000100	387.4
	1,200.00	000100	1,246.0		800.00	000100	1,310.4
	1,400.00	000100	133.8		800.00	020600	276.8
	1,500.00	000100	2.0		800.00	022600	453.6
	1,500.00	021000	1.1		800.00	027500	159.1
	1,600.00	000100	10.4		800.00	027560	3.5
	2,000.00	021500	1.0		800.00	068300	76.9
Wtd. Avg. Base & Total Tons	927.39		17,119.2		825.00	000100	332.0
					850.00	020800	870.9
Carignane	700.00	009535	7.0		873.18	000100	410.5
Wtd. Avg. Base & Total Tons	700.00		7.0		875.00	000100	19.4
					895.57	021000	85.9
Charbono	674.88	017000	84.8		900.00	000100	257.3
Wtd. Avg. Base & Total Tons	674.88		84.8		910.00	024500	137.6
					918.75	004380	614.1
Cinsaut *	1,200.00	000100	21.0		950.00	000100	530.2
Wtd. Avg. Base & Total Tons	1,200.00		21.0		950.00	004380	613.0
					950.00	018655	504.4
Dolcetto	1,500.00	000100	7.3		991.54	004380	521.9
	2,000.00	000100	5.4		995.08	000100	740.5
	2,100.00	000100	23.5		999.97	000100	505.7
Wtd. Avg. Base & Total Tons	1,964.09		36.2		999.97	013600	11.7
					1,000.00	000100	1,974.7
Dornfelder	1,500.00	000100	20.3		1,000.00	004380	959.8
Wtd. Avg. Base & Total Tons	1,500.00		20.3		1,000.00	017200	11.1
					1,000.00	020800	91.8
Gamay (Napa) *	1,000.00	000100	199.0		1,000.00	024300	10.9
Wtd. Avg. Base & Total Tons	1,000.00		199.0		1,000.00	024800	0.8
					1,003.33	004380	460.7
Graciano	1,800.00	000100	1.8		1,003.49	004380	209.1
Wtd. Avg. Base & Total Tons	1,800.00		1.8		1,047.28	004380	3,158.0
					1,050.00	017400	554.8
Grenache *	901.00	000100	4.0		1,055.00	004380	481.2
	1,000.00	025100	1.0		1,093.00	004380	169.3
	1,000.00	029780	14.9		1,100.00	004380	50.6
	1,151.12	000100	13.8		1,110.00	021000	144.8
	1,200.00	000100	18.0		1,125.00	004380	274.9
	1,250.00	021100	119.0		1,125.00	018655	523.6
	1,255.23	000100	16.7		1,133.60	004380	798.7
	1,400.00	000100	88.7		1,140.00	004380	403.5
	1,508.00	000100	138.3		1,190.00	004380	294.1
	1,600.00	025100	2.2		1,220.00	004380	114.8
	1,600.00	025300	1.6		1,225.33	004380	302.7
	1,660.69	024800	113.7		1,250.00	004380	368.7
	1,700.00	000100	5.1		1,400.00	000100	200.7
	1,763.45	013600	8.5		1,500.00	000100	1.0
	1,800.00	000100	2.7		1,600.00	025300	1.1
	1,850.00	000100	0.9		1,700.00	000100	11.3
	1,960.00	000100	2.5		1,900.00	000100	2.0
	2,000.00	000100	1.3		2,100.00	000100	1.8
	3,000.00	021500	2.8	Wtd. Avg. Base & Total Tons	989.62		20,554.9
	3,000.00	028000	1.2				
Wtd. Avg. Base & Total Tons	1,443.75		556.9	Nebbiolo	1,400.00	000100	7.9
					2,050.00	000100	5.0
Lagrein	2,100.00	000100	2.4		2,100.00	000100	3.8
Wtd. Avg. Base & Total Tons	2,100.00		2.4		2,400.00	000100	3.9
				Wtd. Avg. Base & Total Tons	1,876.21		20.6
Malbec	765.00	019910	94.2				
	800.00	000100	17.8	Negrette *	1,500.00	000100	5.0
	900.00	000100	100.6		2,000.00	000100	2.1
	950.00	000100	0.5		2,000.00	021500	9.2
	1,110.00	021500	31.8		2,100.00	021000	2.0
	1,200.00	000100	248.1	Wtd. Avg. Base & Total Tons	1,874.32		18.3
	1,500.00	000100	0.5				
	1,500.00	021000	2.1	Petit Verdot	800.00	000100	7.4
Wtd. Avg. Base & Total Tons	1,037.60		495.6		1,100.00	000100	30.0
					1,137.56	021000	107.0
Mataro *	901.00	000100	4.0		1,200.00	000100	2.9
	4,000.00	021500	17.2		1,207.50	026105	30.0
Wtd. Avg. Base & Total Tons	3,415.28		21.2		1,250.00	020800	49.3
					1,300.00	000100	60.7
Merlot	575.00	000100	0.9		1,400.00	000100	0.5

TABLE 8: BASE PRICE PAID TO GROWERS FOR GRAPES CRUSHED AND DELIVERED TO CALIFORNIA PROCESSORS FROM THE 2009 CROP WITH BRIX FACTORS AND PURCHASED TONNAGE, BY TYPE, VARIETY, REPORTING DISTRICT WHERE GROWN, AND WEIGHTED AVERAGE BASE PRICE.

District, Type, and Variety	Base Price	Brix	Tons	District, Type, and Variety	Base Price	Brix	Tons
	Per Ton	Factors			Per Ton	Factors	
	Dollars	Code a/			Dollars	Code a/	
DISTRICT 7 (Cont'd)					1,538.50	000100	120.0
Petit Verdot (Cont'd)	1,500.00	000100	1.5		1,553.55	000100	15.3
Wtd. Avg. Base & Total Tons	1,188.49		289.3		1,600.00	000100	993.3
					1,600.00	046000	304.3
Petite Sirah	800.00	000100	36.5		1,625.00	046000	39.8
	850.00	000100	117.8		1,650.00	000100	123.4
	850.00	013250	69.3		1,650.00	022900	199.6
	875.00	000100	27.2		1,658.84	021000	277.2
	900.00	000100	19.3		1,700.00	000100	660.9
	950.00	068300	112.9		1,725.90	000100	325.4
	1,000.00	000100	2.0		1,791.31	000100	29.2
	1,037.07	000100	129.2		1,797.39	000100	6.9
	1,050.00	000100	172.3		1,800.00	000100	1,832.3
	1,055.00	013250	68.7		1,800.00	014780	239.5
	1,059.03	000100	22.2		1,800.00	020700	41.2
	1,100.00	000100	90.7		1,800.00	021500	26.0
	1,200.00	000100	50.9		1,800.00	022900	305.7
	1,300.00	000100	17.2		1,800.00	024300	41.3
	1,300.00	020800	1.0		1,810.84	014780	129.4
	1,355.00	015800	188.5		1,810.84	022800	102.3
	1,400.00	000100	9.9		1,810.84	022900	118.1
	1,400.00	017900	1.2		1,843.00	000100	105.3
Wtd. Avg. Base & Total Tons	1,060.01		1,136.8		1,843.15	014780	98.8
					1,850.00	000100	14.7
Pfeffer Cabernet	1,000.00	000100	11.6		1,875.00	025100	37.2
Wtd. Avg. Base & Total Tons	1,000.00		11.6		1,885.00	013600	23.0
					1,890.14	000100	42.9
Pinot Noir	500.00	020800	120.1		1,900.00	000100	274.0
	550.00	000100	123.0		1,900.00	014780	43.7
	800.00	014780	55.9		1,909.62	000100	210.8
	900.00	022800	175.6		1,925.00	014780	140.4
	950.00	014780	23.0		1,991.92	014780	165.1
	1,000.00	000100	235.5		2,000.00	000100	236.9
	1,000.00	014780	82.2		2,000.00	014780	103.0
	1,000.00	017400	620.1		2,000.00	020800	137.9
	1,000.00	022900	13.3		2,000.00	021000	314.5
	1,025.00	014780	71.2		2,000.00	024500	0.6
	1,100.00	000100	209.3		2,000.00	046000	499.1
	1,100.00	014780	472.5		2,050.00	000100	29.2
	1,100.00	021000	105.2		2,058.00	000100	41.7
	1,200.00	000100	44.5		2,100.00	000100	51.0
	1,200.00	014780	145.1		2,100.00	025100	9.0
	1,200.00	021000	352.7		2,193.83	000100	10.7
	1,200.00	022900	328.7		2,200.00	000100	1,403.3
	1,250.00	000100	316.7		2,250.00	000100	25.0
	1,250.00	021000	586.5		2,250.00	014780	17.5
	1,258.33	014780	12.4		2,300.00	000100	20.4
	1,267.59	000100	740.6		2,400.00	000100	58.5
	1,292.00	014780	331.7		2,400.89	000100	93.1
	1,300.00	000100	335.3		2,500.00	000100	171.6
	1,300.00	046000	137.4		2,500.00	014780	59.5
	1,350.00	000100	218.9		2,500.00	021200	10.6
	1,351.00	014780	175.4		2,500.00	021500	75.0
	1,366.00	014780	332.7		2,500.00	025100	5.7
	1,398.68	000100	31.7		2,501.52	000100	9.9
	1,400.00	000100	44.7		2,550.00	000100	187.0
	1,400.00	014780	766.2		2,550.00	024500	204.9
	1,400.00	020700	321.5		2,550.00	025100	5.7
	1,400.00	022900	75.0		2,600.00	000100	4.6
	1,432.22	000100	648.1		2,700.00	021200	71.5
	1,441.00	000100	318.8		2,800.00	000100	17.5
	1,450.00	022800	597.6		2,800.00	025100	26.2
	1,455.90	000100	156.0		2,843.00	000100	50.3
	1,463.00	014780	316.6		2,900.00	000100	52.1
	1,475.00	014780	235.5		2,900.00	014780	71.2
	1,500.00	000100	424.3		3,000.00	000100	32.9
	1,500.00	014780	499.8		3,000.00	021500	14.4
	1,500.00	017400	14.7		3,000.00	024500	2.3
	1,500.00	021000	568.9		3,000.00	024800	1.7
	1,500.00	022900	362.8		3,063.00	000100	18.5
	1,500.00	024500	2.3		3,150.00	021200	14.9
	1,506.36	014780	683.4		3,183.73	000100	5.9
	1,538.46	000100	259.9		3,200.00	000100	51.3

TABLE 8: BASE PRICE PAID TO GROWERS FOR GRAPES CRUSHED AND DELIVERED TO CALIFORNIA PROCESSORS FROM THE 2009 CROP WITH BRIX FACTORS AND PURCHASED TONNAGE, BY TYPE, VARIETY, REPORTING DISTRICT WHERE GROWN, AND WEIGHTED AVERAGE BASE PRICE.

District, Type, and Variety	Base Price	Brix	Tons	District, Type, and Variety	Base Price	Brix	Tons
	Per Ton	Factors			Per Ton	Factors	
	Dollars	Code a/			Dollars	Code a/	
DISTRICT 7 (Cont'd)					600.00	020700	430.2
Pinot Noir (Cont'd)	3,200.00	020800	9.4		675.00	000100	54.8
	3,200.00	021200	19.1		700.68	000100	302.0
	3,200.00	025100	21.5		738.00	015130	165.7
	3,250.00	000100	2.5		738.00	016678	97.6
	3,350.00	000100	5.8		750.00	000100	1.5
	3,500.00	000100	14.9		750.00	013600	3.7
	3,500.00	014000	3.5		765.00	015130	79.5
	3,500.00	017600	1.8		777.00	000100	1.6
	3,500.00	021200	6.2		800.00	000100	91.8
	3,500.00	024800	3.1		800.00	013600	5.0
	3,625.00	025100	6.0		800.00	020700	327.8
	3,750.00	021600	4.0		820.00	015130	9.2
	3,823.00	000100	6.3		826.86	015130	9.1
	3,886.36	000100	5.9		850.00	000100	43.0
	3,915.00	001700	5.4		850.00	016678	231.9
	3,989.64	000100	16.9		850.00	017000	185.6
	3,998.73	000100	6.3		866.00	016678	135.6
	4,000.00	000100	135.1		900.00	000100	46.0
	4,000.00	020800	30.5		900.00	068300	140.7
	4,000.00	021000	1.7		901.00	000100	22.7
	4,000.00	025100	10.3		930.21	015130	21.5
	4,000.00	025400	10.1		950.00	000100	391.7
	4,017.69	000100	10.4		950.00	024300	24.8
	4,067.00	000100	7.1		965.00	015130	27.2
	4,100.00	024800	10.2		969.00	000100	22.4
	4,105.19	000100	3.9		992.85	015130	333.8
	4,200.00	024800	3.2		1,000.00	000100	329.1
	4,250.00	000100	7.6		1,000.00	015130	44.1
	4,300.00	000100	6.4		1,000.00	025100	2.5
	4,300.00	014000	3.4		1,000.00	027600	10.2
	4,500.00	000100	1.7		1,000.97	013600	13.3
	4,527.00	027120	11.4		1,000.97	015130	45.6
	4,600.00	024800	12.0		1,000.97	020800	475.6
	4,750.00	000100	10.3		1,010.00	024500	12.9
	4,750.00	001700	6.0		1,011.68	000100	112.6
	4,750.00	014000	6.7		1,011.72	015130	106.1
	4,750.00	024500	2.6		1,026.00	015130	68.0
	4,750.00	025100	7.2		1,100.00	015130	20.9
	4,800.00	021200	125.5		1,122.17	000100	77.6
	4,831.00	000100	9.2		1,125.00	016678	144.8
	5,000.00	000100	3.6		1,135.00	000100	205.4
	5,172.41	000100	2.9		1,150.00	015130	297.6
	5,376.88	000100	12.6		1,151.12	000100	17.5
	6,000.00	000100	28.2		1,200.00	000100	1.9
Wtd. Avg. Base & Total Tons	1,677.70		24,615.3		1,200.00	067550	5.9
					1,350.00	013600	5.2
Primitivo	600.00	000100	26.8		1,398.26	000100	16.1
	1,200.00	000100	32.5		1,500.00	000100	14.4
	1,250.00	000100	11.9		1,500.00	021200	2.2
	1,500.00	025400	2.6		1,500.00	021500	10.0
Wtd. Avg. Base & Total Tons	1,000.75		73.8		1,598.02	000100	8.1
					1,600.00	000100	15.1
Sangiovese *	547.75	000100	155.5		1,600.00	025100	7.3
	600.00	000100	13.4		1,800.00	000100	9.8
	800.00	000100	10.4		1,800.00	021000	28.4
	1,014.29	000100	70.0		2,000.00	000100	40.0
	1,250.00	000100	12.6		2,000.00	025100	6.4
	1,500.00	000100	8.8		2,200.00	000100	10.5
	1,800.00	020800	4.1		2,800.00	024500	2.0
	2,100.00	000100	10.7		2,860.41	000100	4.4
Wtd. Avg. Base & Total Tons	810.28		285.5		3,300.00	000100	5.0
					3,472.37	000100	3.8
Souzao	1,000.00	000100	1.7		3,500.00	000100	12.4
	2,000.00	013400	6.0		3,500.00	014000	2.3
Wtd. Avg. Base & Total Tons	1,779.22		7.7		3,500.00	018000	1.0
					3,500.00	028000	6.5
Syrah *	250.00	015130	14.5		3,700.00	000100	2.1
	400.00	009530	1.5		4,000.00	000100	7.4
	500.00	000100	39.8	Wtd. Avg. Base & Total Tons	938.94		5,649.0
	500.00	020700	58.2				
	500.00	020800	18.9	Tannat	650.00	000100	46.3
	600.00	000100	97.7		800.00	000100	10.9

TABLE 8: BASE PRICE PAID TO GROWERS FOR GRAPES CRUSHED AND DELIVERED TO CALIFORNIA PROCESSORS FROM THE 2009 CROP WITH BRIX FACTORS AND PURCHASED TONNAGE, BY TYPE, VARIETY, REPORTING DISTRICT WHERE GROWN, AND WEIGHTED AVERAGE BASE PRICE.

District, Type, and Variety	Base Price	Brix	Tons	District, Type, and Variety	Base Price	Brix	Tons
	Per Ton	Factors			Per Ton	Factors	
	Dollars	Code a/			Dollars	Code a/	
DISTRICT 7 (Cont'd)					800.00	020700	176.1
Tannat (Cont'd)	1,250.00	020800	150.0		850.00	000100	275.7
Wtd. Avg. Base & Total Tons	1,092.25		207.2		850.00	014950	292.2
					850.00	015700	481.0
Tempranillo *	1,000.00	000100	23.5		875.00	000100	397.3
	1,400.00	000100	17.3		900.00	000100	239.4
	1,600.00	000100	8.2		900.00	014950	376.5
	2,000.00	021500	7.7		900.00	015700	3,119.7
Wtd. Avg. Base & Total Tons	1,344.62		56.7		900.00	017400	25.6
					906.75	000100	6.9
Teroldego	1,050.00	000100	45.2		925.00	000100	5.3
	1,500.00	024500	4.2		950.00	000100	196.3
	1,600.00	000100	12.5		950.00	015700	362.9
Wtd. Avg. Base & Total Tons	1,191.60		61.9		1,000.00	000100	210.7
					1,000.00	017000	5.8
Tinta Cao	1,000.00	000100	4.7		1,000.00	017400	82.3
Wtd. Avg. Base & Total Tons	1,000.00		4.7		1,008.41	000100	1,134.1
					1,100.00	000100	143.1
Touriga Francesca	1,000.00	000100	1.6		1,100.00	014100	54.9
Wtd. Avg. Base & Total Tons	1,000.00		1.6		1,150.00	000100	20.2
					1,150.00	017400	3.4
Touriga Nacional *	1,000.00	000100	1.0		1,200.00	000100	998.8
	1,350.00	027600	3.1		1,200.00	015700	49.3
	1,400.00	000100	4.3		1,200.00	017400	24.4
Wtd. Avg. Base & Total Tons	1,333.93		8.4		1,200.00	019000	95.7
					1,204.10	000100	111.7
Trousseau *	2,000.00	000100	5.5		1,210.65	000100	0.2
Wtd. Avg. Base & Total Tons	2,000.00		5.5		1,248.26	000100	21.6
					1,250.00	000100	3.7
Zinfandel	600.00	000100	33.7		1,250.00	019100	119.9
	675.00	024500	182.2		1,250.00	020900	70.6
	725.00	023735	24.9		1,284.25	000100	43.9
	875.00	000100	17.9		1,300.00	000100	250.5
	900.00	023735	51.9		1,300.00	020800	117.3
	950.00	000100	65.3		1,336.50	064140	81.6
	1,150.00	000100	1.2		1,359.45	000100	23.4
	1,300.00	000100	12.2		1,375.00	024500	32.2
	1,350.00	000100	2.7		1,400.00	000100	81.1
	1,500.00	014630	4.0		1,400.00	017200	4.7
	1,785.00	000100	2.8		1,400.00	017400	5.0
	1,800.00	021000	5.4		1,400.00	020800	933.5
	3,000.00	021500	25.2		1,425.00	000100	14.0
Wtd. Avg. Base & Total Tons	938.21		429.4		1,440.58	000100	302.6
					1,440.58	021200	12.3
Other Red b/	1,000.00	000100	13.9		1,444.78	019000	595.9
	2,000.00	021500	4.0		1,444.87	000100	5.2
	4,000.00	021500	10.3		1,444.87	014950	12.4
Wtd. Avg. Base & Total Tons	2,237.59		28.2		1,450.00	000100	95.1
					1,450.00	014950	403.1
					1,455.87	000100	85.6
					1,500.00	000100	82.2
DISTRICT 8					1,500.00	011800	1.8
TABLE GRAPES					1,500.00	013400	3.1
Princess *	600.00	001800	13.4		1,500.00	013600	5.2
Wtd. Avg. Base & Total Tons	600.00		13.4		1,500.00	014100	2.3
					1,500.00	014100	2.3
WINE GRAPES (WHITE)					1,500.00	020800	6.8
Albarino	1,450.00	020800	2.8		1,501.26	000100	23.9
	1,750.00	000100	1.6		1,530.15	000100	36.1
	1,800.00	000100	4.1		1,551.88	000100	267.8
	2,100.00	000100	3.0		1,580.73	024800	3.4
Wtd. Avg. Base & Total Tons	1,786.09		11.5		1,600.00	000100	73.1
					1,600.00	020800	40.2
Chardonnay *	200.00	019100	2,675.9		1,620.89	017200	1,599.6
	350.00	000100	177.8		1,636.00	014950	97.5
	400.00	020700	84.3		1,650.00	000100	128.3
	425.00	017400	47.0		1,650.00	024500	6.0
	500.00	000100	118.3		1,700.00	000100	190.4
	500.00	020800	4.1		1,748.00	014000	1.8
	600.00	020700	81.4		1,750.00	000100	76.9
	650.00	000100	150.1		1,750.00	017400	19.2
	700.00	000100	391.7		1,800.00	000100	174.0
	800.00	000100	56.3		1,800.00	014100	5.4
	800.00	017000	367.9		1,800.00	019910	40.4
	800.00	017200	5.1				

TABLE 8: BASE PRICE PAID TO GROWERS FOR GRAPES CRUSHED AND DELIVERED TO CALIFORNIA PROCESSORS FROM THE 2009 CROP WITH BRIX FACTORS AND PURCHASED TONNAGE, BY TYPE, VARIETY, REPORTING DISTRICT WHERE GROWN, AND WEIGHTED AVERAGE BASE PRICE.

District, Type, and Variety	Base Price	Brix	Tons	District, Type, and Variety	Base Price	Brix	Tons
	Per Ton	Factors			Per Ton	Factors	
	Dollars	Code a/			Dollars	Code a/	
DISTRICT 8 (Cont'd)					5,000.00	000100	2.7
Chardonnay * (Cont'd)	1,800.00	020800	107.1		5,000.00	017400	1.5
	1,846.24	014950	102.9		5,000.00	021000	3.0
	1,900.00	020800	38.4	Wtd. Avg. Base & Total Tons	1,289.70		24,527.4
	1,900.00	025100	31.5				
	1,925.00	000100	58.4	Chenin Blanc	150.00	000100	424.1
	1,980.00	018000	1.4		680.49	011300	105.8
	1,999.62	000100	10.6		680.49	013700	453.2
	2,000.00	000100	938.5		680.49	047850	173.3
	2,000.00	017400	15.6		1,100.00	000100	3.3
	2,000.00	019100	16.4		1,100.00	011800	5.3
	2,000.00	025100	49.1		1,100.00	014100	18.8
	2,004.92	000100	6.3		1,100.00	016617	5.7
	2,037.00	000100	103.3		1,400.00	000100	16.8
	2,090.00	014950	252.1		1,400.00	017000	3.2
	2,100.00	000100	120.2	Wtd. Avg. Base & Total Tons	2,500.00	000100	1.8
	2,100.00	017400	5.2		520.80		1,211.3
	2,121.00	000100	2.1				
	2,137.14	000100	13.0	Gewurztraminer	200.00	000100	394.0
	2,147.30	000100	107.8		900.00	000100	109.5
	2,150.00	020800	15.3		900.00	013100	99.0
	2,178.06	000100	8.3		1,400.00	014100	10.6
	2,190.00	014950	38.4		1,600.00	000100	17.2
	2,197.00	000100	13.2		2,000.00	000100	0.8
	2,200.00	000100	46.0		2,000.00	017200	4.0
	2,200.00	007800	2.7		3,147.00	030950	2.3
	2,200.00	017200	4.0	Wtd. Avg. Base & Total Tons	3,700.00	000100	0.8
	2,200.00	020800	5.0		514.90		638.2
	2,200.00	021500	20.4				
	2,222.65	000100	17.1	Grenache Blanc	678.00	000100	47.2
	2,227.56	017200	20.0		800.00	000100	27.9
	2,250.00	000100	9.1		1,000.00	000100	7.1
	2,300.00	019300	15.1		1,200.00	000100	15.7
	2,300.00	024300	3.9		1,200.00	001700	8.7
	2,300.00	025100	19.0		1,200.00	013800	1.9
	2,346.74	000100	1.4		1,250.00	000100	2.5
	2,371.02	000100	5.7		1,350.00	000100	7.6
	2,376.00	000100	6.0		1,400.00	000100	8.6
	2,400.00	000100	11.6		1,500.00	000100	7.5
	2,400.00	021000	4.0		1,500.00	013400	2.0
	2,418.97	000100	16.7		1,530.61	017800	4.9
	2,447.00	000100	1.4		1,575.00	000100	5.3
	2,450.00	000100	6.8		1,600.00	000100	1.0
	2,491.11	000100	18.6		1,600.00	014100	4.9
	2,496.96	000100	2,364.5		1,700.00	017400	3.3
	2,500.00	000100	24.0		1,799.00	001700	2.6
	2,500.00	017400	3.2		1,800.00	000100	20.0
	2,500.00	020800	3.2		1,800.00	024800	2.1
	2,500.00	021500	10.9		1,813.83	000100	4.7
	2,500.00	025100	3.4		1,822.00	000100	10.4
	2,502.64	020150	290.9		1,850.00	000100	6.7
	2,561.11	000100	17.3		1,900.00	000100	7.7
	2,564.00	000100	11.4		1,950.00	000100	2.0
	2,601.58	000100	3.0		1,950.00	013600	2.8
	2,750.00	017400	133.5	Wtd. Avg. Base & Total Tons	2,000.00	000100	22.6
	2,800.00	000100	5.0		2,000.00	020800	2.0
	2,800.00	014000	2.0		2,000.00	024500	13.0
	2,800.00	021000	3.0		2,200.00	000100	1.5
	2,995.00	017400	6.3		2,250.00	021000	1.0
	3,000.00	017400	27.1		2,450.00	000100	7.9
	3,000.00	021200	6.3		2,500.00	000100	1.2
	3,000.00	025100	2.8		2,500.00	011820	1.9
	3,096.00	017400	4.4	Wtd. Avg. Base & Total Tons	2,500.00	021500	2.0
	3,150.00	017400	3.4		1,434.47		268.2
	3,200.00	000100	2.0				
	3,200.00	021900	1.6	Malvasia Bianca	800.00	017000	122.4
	3,400.00	000100	1.9		1,500.00	000100	2.0
	3,660.70	000100	20.9		1,600.00	000100	19.8
	3,782.40	000100	6.8		1,600.00	013400	2.1
	3,882.00	000100	10.2	Wtd. Avg. Base & Total Tons	929.32		146.3
	3,900.00	000100	2.0				
	4,000.00	017400	4.7	Marsanne	1,340.00	000100	3.0
	4,200.00	017400	4.9		1,400.00	000100	1.0

TABLE 8: BASE PRICE PAID TO GROWERS FOR GRAPES CRUSHED AND DELIVERED TO CALIFORNIA PROCESSORS FROM THE 2009 CROP WITH BRIX FACTORS AND PURCHASED TONNAGE, BY TYPE, VARIETY, REPORTING DISTRICT WHERE GROWN, AND WEIGHTED AVERAGE BASE PRICE.

District, Type, and Variety	Base Price	Brix	Tons	District, Type, and Variety	Base Price	Brix	Tons
	Per Ton	Factors			Per Ton	Factors	
	Dollars	Code a/			Dollars	Code a/	
DISTRICT 8 (Cont'd)							
Marsanne (Cont'd)	1,450.00	000100	14.9		1,407.80	000100	0.2
	1,500.00	000100	6.5		1,425.00	016670	70.5
	1,600.00	000100	0.9		1,430.66	016670	302.0
	1,600.00	024500	1.8		1,450.00	000100	3.7
	1,800.00	000100	0.5		1,500.00	000100	84.7
	1,800.00	014100	0.9		1,500.00	016617	10.6
	1,800.00	021200	3.2		1,502.19	015800	322.3
	1,900.00	000100	0.9		1,600.00	013400	6.4
	2,000.00	000100	2.4		1,650.00	000100	6.2
	2,200.00	000100	3.1		1,680.00	000100	22.0
	2,500.00	000100	4.6		1,700.00	000100	44.3
	2,500.00	021500	0.3		1,700.00	013600	2.9
	2,500.00	021850	2.3		1,750.00	000100	7.4
	2,500.00	025100	0.3		1,800.00	000100	50.7
Wtd. Avg. Base & Total Tons	1,747.96		46.6		1,800.00	017000	6.3
					1,814.34	000100	19.5
Moscato Gaillo *	2,000.00	000100	2.9		1,850.00	000100	2.0
Wtd. Avg. Base & Total Tons	2,000.00		2.9		1,850.00	016617	5.9
					2,000.00	000100	11.7
Muscat Blanc *	950.00	000100	31.4		2,100.00	000100	12.5
	1,000.00	000100	13.0		2,100.00	017400	5.3
	1,090.44	000100	10.5		2,200.00	013600	8.4
	1,100.00	000100	33.6		2,373.32	000100	7.2
	1,151.20	000100	49.3		2,500.00	024300	6.0
	1,200.00	000100	73.5		4,500.00	020800	6.8
	1,200.00	017200	26.7	Wtd. Avg. Base & Total Tons	1,272.15		2,031.1
	1,225.00	024500	46.0				
	1,228.03	000100	0.9	Roussanne	800.00	000100	8.2
	1,229.81	021200	11.6		1,000.00	000100	18.2
	1,250.00	024500	2.2		1,350.00	000100	12.0
	1,400.00	000100	116.8		1,400.00	000100	2.0
	1,400.00	017000	2.1		1,450.00	000100	15.3
	1,600.00	000100	65.3		1,500.00	024500	2.5
	1,600.00	013400	3.2		1,500.00	024800	3.1
Wtd. Avg. Base & Total Tons	1,272.92		486.1		1,600.00	000100	0.7
					1,618.00	013600	17.3
Muscat Orange	300.00	000100	5.1		1,700.00	013800	1.0
	1,000.00	000100	8.2		1,800.00	000100	2.0
	1,267.00	000100	3.0		1,800.00	014100	0.4
	1,400.00	000100	5.5		1,800.00	017800	1.4
	1,500.00	017000	2.8		1,800.00	021200	3.4
	1,600.00	000100	4.4		1,800.00	024500	9.5
Wtd. Avg. Base & Total Tons	1,119.69		29.0		1,900.00	000100	5.1
					1,907.62	000100	7.3
Pinot Blanc	1,254.00	017000	3.0		2,000.00	000100	11.5
	1,533.78	000100	20.4		2,000.00	021200	0.9
	1,700.00	017400	65.2		2,100.00	021600	7.4
	1,800.00	017000	4.3		2,108.95	000100	9.6
	2,000.00	000100	11.1		2,200.00	000100	12.2
	2,121.00	000100	2.0		2,250.00	000100	1.0
	2,136.00	000100	1.8		2,387.17	021850	5.0
	2,772.00	000100	4.0		2,400.00	000100	2.3
Wtd. Avg. Base & Total Tons	1,744.24		111.8		2,450.00	000100	6.9
					2,500.00	000100	2.4
Pinot Gris *	250.00	000100	24.9		2,500.00	011820	1.7
	410.00	001700	55.5		2,500.00	021500	0.3
	650.00	000100	18.5		2,500.00	021850	2.3
	800.00	000100	148.3		2,500.00	025100	1.5
	800.00	015300	47.2		2,600.00	000100	0.6
	900.00	000100	76.9		2,600.00	021200	1.7
	969.60	000100	172.3		2,600.00	025100	1.8
	1,000.00	000100	93.6		2,800.00	000100	1.8
	1,000.00	024500	5.3		2,937.87	000100	19.9
	1,075.00	017000	112.7		3,000.00	000100	2.0
	1,100.00	021000	4.0		3,400.00	000100	0.8
	1,188.00	020800	5.0		3,500.00	000100	1.2
	1,200.00	000100	2.0		3,750.00	000100	2.0
	1,225.00	013100	47.2	Wtd. Avg. Base & Total Tons	5,357.14	000100	1.4
	1,250.00	017200	54.1		1,953.05		207.6
	1,300.00	016670	111.4	Sauvignon Blanc	200.00	000100	32.3
	1,366.00	000100	20.4		250.00	000100	165.5
	1,400.00	013600	6.3		350.00	000100	67.9

TABLE 8: BASE PRICE PAID TO GROWERS FOR GRAPES CRUSHED AND DELIVERED TO CALIFORNIA PROCESSORS FROM THE 2009 CROP WITH BRIX FACTORS AND PURCHASED TONNAGE, BY TYPE, VARIETY, REPORTING DISTRICT WHERE GROWN, AND WEIGHTED AVERAGE BASE PRICE.

District, Type, and Variety	Base Price	Brix	Tons	District, Type, and Variety	Base Price	Brix	Tons
	Per Ton	Factors			Per Ton	Factors	
	Dollars	Code a/			Dollars	Code a/	
DISTRICT 8 (Cont'd)							
Sauvignon Blanc (Cont'd)	500.00	000100	145.7	Tocai Friulano	1,400.85	000100	9.7
	550.00	000100	61.6	Wtd. Avg. Base & Total Tons	1,400.85		9.7
	600.00	000100	138.7	Verdelho	1,438.36	021500	7.3
	600.00	013000	208.3		1,500.00	000100	19.8
	600.00	016900	424.6	Wtd. Avg. Base & Total Tons	1,483.40		27.1
	700.00	000100	329.3				
	750.00	000100	274.7	Vermentino *	1,500.00	000100	22.5
	750.00	010600	190.9	Wtd. Avg. Base & Total Tons	1,500.00		22.5
	775.00	013100	50.7				
	800.00	000100	50.2	Viognier	450.00	000100	6.0
	800.00	015700	51.3		650.00	000100	126.5
	900.00	000100	51.9		800.00	000100	173.6
	900.00	013400	14.0		925.00	000100	5.9
	900.00	017000	2.7		1,000.00	000100	7.3
	915.00	015800	43.9		1,047.00	013600	30.4
	925.00	000100	6.2		1,100.00	000100	25.0
	945.00	015140	660.3		1,200.00	000100	24.7
	950.00	021000	17.4		1,300.00	000100	152.3
	975.00	000100	34.7		1,300.00	029760	9.1
	1,000.00	000100	28.1		1,325.00	026800	7.8
	1,000.00	015140	249.0		1,381.75	017600	3.6
	1,000.00	064140	31.6		1,381.75	029760	21.0
	1,100.00	000100	25.1		1,400.00	000100	1.5
	1,100.00	014100	29.1		1,450.00	000100	47.9
	1,100.00	020800	34.4		1,455.00	021000	18.9
	1,150.00	017200	90.6		1,500.00	000100	1.0
	1,200.00	000100	34.4		1,500.00	024500	8.5
	1,200.00	013400	3.1		1,500.00	025100	3.4
	1,200.00	064140	16.1		1,500.00	025400	5.2
	1,300.00	027500	60.0		1,500.00	028300	7.4
	1,400.00	016617	18.6		1,550.00	020800	9.4
	1,400.00	020800	66.8		1,597.75	000100	14.6
	1,400.61	000100	114.7		1,600.00	000100	4.9
	1,425.00	015140	46.2		1,600.00	017400	5.9
	1,450.00	000100	25.6		1,600.00	020700	6.3
	1,500.00	000100	57.0		1,633.50	064140	22.6
	1,500.00	015900	5.4		1,687.35	000100	25.6
	1,500.00	017200	15.8		1,699.27	000100	15.7
	1,550.00	000100	27.1		1,700.00	000100	44.8
	1,550.00	016617	6.8		1,700.00	021200	1.5
	1,584.65	000100	100.3		1,705.73	021200	5.0
	1,600.00	015900	5.3		1,750.00	000100	4.2
	1,650.00	000100	3.7		1,750.00	025100	2.9
	1,700.00	000100	174.6		1,767.00	000100	16.0
	1,700.00	024500	4.8		1,800.00	000100	6.8
	1,750.00	017000	2.4		1,800.00	013600	2.0
	1,750.00	020800	2.4		1,800.00	014100	1.9
	1,758.99	000100	3.3		1,800.00	020800	3.0
	1,759.00	000100	1.1		1,800.00	021500	5.3
	1,800.00	000100	4.3		1,850.00	000100	3.0
	1,800.00	013600	2.9		1,900.00	000100	19.0
	1,800.00	016617	2.9		1,900.00	014100	5.8
	1,800.00	021900	1.5		1,900.00	027600	3.2
	2,000.00	000100	6.1		1,925.00	021500	12.0
	2,264.72	000100	4.7		1,942.86	000100	7.0
	2,319.73	013600	35.2		1,946.00	000100	1.9
	2,470.00	016617	10.3		2,000.00	000100	40.8
	2,576.07	000100	16.3		2,000.00	017200	7.3
	2,694.28	021900	6.8		2,000.00	025100	1.6
	2,715.83	021900	4.2		2,060.00	000100	8.6
	4,000.00	021900	1.3		2,099.02	024800	4.4
Wtd. Avg. Base & Total Tons	920.24		4,402.7		2,200.00	000100	9.5
					2,200.00	011820	2.3
Scheurebe	1,400.00	014100	1.0		2,200.00	017400	21.0
Wtd. Avg. Base & Total Tons	1,400.00		1.0		2,200.00	018900	3.1
					2,200.00	021500	6.5
Semillon	800.00	000100	36.8		2,200.00	024500	1.4
	925.00	000100	1.0		2,222.00	024300	11.7
	1,100.00	014100	14.0		2,250.00	000100	6.7
	1,500.00	000100	7.9		2,250.00	021000	2.3
Wtd. Avg. Base & Total Tons	965.08		59.7		2,300.00	000100	11.7
					2,300.00	030900	4.3

TABLE 8: BASE PRICE PAID TO GROWERS FOR GRAPES CRUSHED AND DELIVERED TO CALIFORNIA PROCESSORS FROM THE 2009 CROP WITH BRIX FACTORS AND PURCHASED TONNAGE, BY TYPE, VARIETY, REPORTING DISTRICT WHERE GROWN, AND WEIGHTED AVERAGE BASE PRICE.

District, Type, and Variety	Base Price	Brix	Tons	District, Type, and Variety	Base Price	Brix	Tons
	Per Ton	Factors			Per Ton	Factors	
	Dollars	Code a/			Dollars	Code a/	
DISTRICT 8 (Cont'd)							
Viognier (Cont'd)	2,346.74	000100	2.3	Alicante Bouschet *	1,800.00	024600	2.4
	2,400.00	021000	7.2		2,800.00	000100	5.3
	2,450.00	000100	6.6	Wtd. Avg. Base & Total Tons	2,488.31		7.7
	2,500.00	000100	3.7				
	2,500.00	011820	1.4	Alvarelhao	800.00	000100	3.5
	2,500.00	017400	0.2	Wtd. Avg. Base & Total Tons	800.00		3.5
	2,500.00	021500	0.2				
	2,500.00	021900	1.0	Barbera	500.00	000100	74.2
	2,500.00	025400	2.0		1,100.00	025300	4.0
	2,551.35	000100	3.7		1,200.00	000100	4.9
	2,556.54	000100	2.0		1,250.00	000100	12.8
	2,565.83	000100	1.5		1,300.00	024000	4.3
	2,572.56	000100	3.4		1,387.12	021200	4.0
	2,580.12	000100	8.5		1,398.98	000100	0.3
	2,738.31	000100	20.7		1,399.00	000100	10.3
	2,774.35	000100	11.1		1,400.00	000100	23.5
	2,800.00	021850	2.4		1,400.00	013600	2.8
	3,036.00	000100	2.6		1,400.00	021000	3.9
	3,200.00	000100	0.4		1,425.96	000100	16.9
	3,358.65	021850	10.6		1,500.00	017600	1.4
	3,377.00	024500	4.5		1,500.00	020800	3.0
	3,583.61	000100	3.9		1,600.00	026700	3.7
	3,600.00	000100	13.0		1,650.00	024500	4.2
	3,725.00	000100	0.6		1,750.00	000100	2.9
	4,000.00	021000	4.0		1,800.00	000100	18.9
	5,000.00	000100	3.0	Wtd. Avg. Base & Total Tons	1,093.22		196.0
	5,008.00	025100	3.1				
	17,457.50	000100	0.3	Blaufraenkisch *	3,500.00	021500	3.0
Wtd. Avg. Base & Total Tons	1,522.91		1,204.4	Wtd. Avg. Base & Total Tons	3,500.00		3.0
White Riesling *	500.00	000100	41.4	Cabernet Franc	175.00	045600	119.5
	900.00	013100	108.6		436.47	000100	4.1
	1,000.00	000100	66.1		500.00	000100	371.0
	1,000.00	013100	182.8		600.00	000100	47.4
	1,100.00	000100	2.7		700.00	000100	68.9
	1,100.00	013400	22.1		750.00	000100	7.3
	1,100.00	017000	148.9		800.00	000100	11.6
	1,121.59	011100	123.2		900.00	000100	3.4
	1,125.00	016617	3.8		925.00	000100	1.2
	1,200.00	000100	10.4		1,000.00	000100	8.5
	1,200.00	013400	3.0		1,000.00	013600	1.0
	1,200.00	015900	50.4		1,034.51	018450	87.4
	1,200.00	017000	4.9		1,057.47	017500	114.8
	1,400.00	014100	13.9		1,114.92	000100	0.5
	1,400.00	020800	13.1		1,115.11	000100	4.6
	1,425.00	018380	53.3		1,125.00	000100	3.0
	1,446.42	000100	117.1		1,200.00	000100	28.2
	1,500.00	000100	14.3		1,200.00	013800	0.5
	1,500.00	013400	25.7		1,200.00	017800	0.3
	1,600.00	000100	6.3		1,200.00	018450	22.1
	1,700.00	000100	2.0		1,200.00	021200	2.2
	1,800.00	017000	2.9		1,200.00	024500	2.6
	2,200.00	011300	2.0		1,200.00	025100	2.1
Wtd. Avg. Base & Total Tons	1,128.21		1,018.9		1,250.00	021000	5.1
					1,250.00	024500	4.1
Other White b/	555.40	000100	0.9		1,300.00	017400	2.3
	800.00	000100	30.9		1,302.37	021500	16.0
	900.00	000100	2.1		1,350.00	000100	12.6
	1,000.00	000100	3.0		1,400.00	000100	13.7
	1,750.00	000100	4.3		1,400.00	011800	0.9
	1,800.00	000100	3.2		1,400.00	020800	7.3
	1,850.00	000100	3.6		1,429.59	000100	8.9
	2,350.00	000100	2.2		1,500.00	000100	79.6
	2,800.00	000100	2.0		1,600.00	000100	1.2
Wtd. Avg. Base & Total Tons	1,165.23		52.2		1,650.00	000700	1.2
					1,700.00	000100	18.1
					1,750.00	000100	4.8
WINE GRAPES (RED)					1,800.00	000100	18.0
Aglianico	1,250.00	000100	10.2		1,800.00	024500	2.1
	1,300.00	000100	1.8		1,800.00	024800	3.6
	3,000.00	021500	3.5		1,897.50	064140	1.5
	3,000.00	025100	1.3		1,900.00	000100	87.4
Wtd. Avg. Base & Total Tons	1,755.36		16.8				

TABLE 8: BASE PRICE PAID TO GROWERS FOR GRAPES CRUSHED AND DELIVERED TO CALIFORNIA PROCESSORS FROM THE 2009 CROP WITH BRIX FACTORS AND PURCHASED TONNAGE, BY TYPE, VARIETY, REPORTING DISTRICT WHERE GROWN, AND WEIGHTED AVERAGE BASE PRICE.

District, Type, and Variety	Base Price	Brix	Tons	District, Type, and Variety	Base Price	Brix	Tons
	Per Ton	Factors			Per Ton	Factors	
	Dollars	Code a/			Dollars	Code a/	
DISTRICT 8 (Cont'd)					991.72	008370	105.3
Cabernet Franc (Cont'd)	2,000.00	000100	2.3		1,000.00	000100	1,344.2
	2,000.00	021000	3.4		1,000.00	008370	40.1
	2,100.00	000100	4.8		1,000.00	019300	70.4
	2,100.00	021000	2.6		1,000.00	021000	1.5
	2,100.00	064140	54.7		1,000.00	024800	1.0
	2,131.28	000100	9.5		1,000.53	000100	24.6
	2,200.00	000100	1.7		1,003.82	000100	98.2
	2,200.00	017200	1.5		1,003.82	008370	121.7
	2,200.00	024500	3.5		1,004.59	000100	469.5
	2,200.00	024800	3.0		1,004.59	008370	76.5
	2,250.00	000100	15.4		1,004.59	029800	111.0
	2,250.00	024500	3.9		1,005.00	017600	4.3
	2,400.00	000100	5.4		1,008.89	000100	128.9
	2,500.00	021500	5.1		1,010.00	021500	155.0
	3,000.00	000100	4.5		1,023.75	008370	267.0
	3,078.00	064140	56.4		1,035.80	000100	96.5
	4,000.00	014100	0.9		1,038.82	008370	14.8
	4,100.00	000100	1.7		1,050.00	000100	1,629.2
	4,560.00	064140	5.1		1,050.00	003100	295.1
Wtd. Avg. Base & Total Tons	1,116.15		1,386.0		1,050.00	008370	264.6
					1,050.00	021000	600.5
Cabernet Sauvignon	250.00	000100	26.7		1,075.00	000100	11.3
	400.00	000100	208.4		1,076.00	000100	25.0
	450.00	008370	229.8		1,100.00	000100	1,083.7
	475.00	008370	12.1		1,100.00	008370	11.3
	500.00	000100	197.7		1,100.00	013600	2.5
	500.00	024300	58.4		1,100.00	019300	394.3
	540.00	008370	21.1		1,100.00	021000	2.5
	550.00	024300	28.1		1,100.00	025300	4.0
	600.00	000100	334.3		1,102.50	008370	702.3
	600.00	022600	2,038.8		1,104.20	000100	41.2
	650.00	000100	78.3		1,105.05	024300	201.4
	681.92	000100	384.9		1,125.00	000100	528.5
	700.00	000100	97.9		1,128.11	000100	104.4
	700.00	008370	393.9		1,128.75	008370	375.8
	750.00	000100	255.8		1,153.00	000100	20.3
	775.00	021000	32.4		1,155.00	008370	413.3
	800.00	000100	1,273.3		1,200.00	000100	977.2
	800.00	024300	454.4		1,200.00	008370	164.2
	824.00	008370	128.2		1,200.00	021000	35.4
	825.00	008370	590.6		1,200.00	024500	1.7
	840.00	008370	279.6		1,200.00	064140	24.2
	844.39	008370	277.9		1,203.82	000100	39.2
	845.00	008370	137.3		1,208.33	000100	123.2
	850.00	000100	786.0		1,219.52	000100	2.7
	850.00	008370	647.1		1,230.00	064140	21.9
	850.00	015148	295.4		1,250.00	000100	1,674.6
	850.00	024300	242.3		1,250.00	008370	113.6
	867.07	000100	221.3		1,250.00	021000	2.2
	873.82	000100	82.8		1,275.00	000100	747.5
	891.00	000100	46.5		1,275.00	008370	158.0
	891.27	000100	25.5		1,290.00	008370	44.6
	900.00	000100	2,782.6		1,299.00	000100	1.3
	900.00	008370	1,779.4		1,300.00	000100	305.5
	900.00	017200	121.2		1,300.00	017400	6.0
	911.73	000100	36.1		1,300.00	020800	5.2
	921.22	008370	147.0		1,300.00	024500	4.9
	925.00	000100	7.7		1,300.00	024800	10.7
	925.00	008370	129.6		1,300.00	027000	46.2
	937.06	000100	275.2		1,300.00	064140	15.0
	941.94	000100	60.3		1,350.00	000100	353.4
	950.00	000100	1,084.0		1,350.00	008370	110.9
	950.00	017500	59.7		1,350.00	064140	19.8
	950.00	019300	75.9		1,365.00	008370	66.5
	953.63	008370	53.9		1,393.79	008370	237.9
	966.72	008370	413.1		1,400.00	000100	70.6
	974.17	017400	344.8		1,400.00	008370	459.6
	974.17	017500	1,146.4		1,400.00	011800	2.0
	974.17	017600	1.5		1,400.00	015148	27.2
	975.00	000100	78.6		1,416.66	021500	46.8
	978.99	008370	40.7		1,430.00	008370	280.0
	984.65	000100	916.5		1,430.00	021000	4.0

TABLE 8: BASE PRICE PAID TO GROWERS FOR GRAPES CRUSHED AND DELIVERED TO CALIFORNIA PROCESSORS FROM THE 2009 CROP WITH BRIX FACTORS AND PURCHASED TONNAGE, BY TYPE, VARIETY, REPORTING DISTRICT WHERE GROWN, AND WEIGHTED AVERAGE BASE PRICE.

District, Type, and Variety	Base Price	Brix	Tons	District, Type, and Variety	Base Price	Brix	Tons
	Per Ton	Factors			Per Ton	Factors	
	Dollars	Code a/			Dollars	Code a/	
DISTRICT 8 (Cont'd)							
Cabernet Sauvignon (Cont'd)	1,450.00	000100	28.0		2,000.00	000100	1.7
	1,450.00	008370	28.8	Wtd. Avg. Base & Total Tons	1,882.81		3.2
	1,500.00	000100	10.7	Carmenere	3,000.00	000100	2.7
	1,500.00	013800	0.7	Wtd. Avg. Base & Total Tons	3,000.00		2.7
	1,500.00	021200	10.3				
	1,500.00	024500	3.1	Cinsaut *	800.00	000100	16.1
	1,500.00	025400	5.9		1,000.00	024600	0.7
	1,500.00	064140	45.6		1,740.16	000100	3.8
	1,600.00	000100	74.1		1,750.00	000100	1.8
	1,600.00	024800	3.6		1,800.00	000100	1.3
	1,600.00	064140	20.7		2,200.00	016617	1.2
	1,630.88	000100	33.2		2,350.00	000100	1.0
	1,650.00	020800	2.4		2,350.00	069215	1.4
	1,650.00	064140	37.8	Wtd. Avg. Base & Total Tons	1,244.05		27.3
	1,656.00	064140	291.8				
	1,679.32	014100	8.5	Counoise	800.00	000100	5.2
	1,700.00	000100	29.4		900.00	000100	1.0
	1,700.00	014000	1.5		1,600.00	000100	1.5
	1,700.00	024500	1.8		1,800.00	000100	0.6
	1,700.00	064140	19.5		2,200.00	016617	3.8
	1,750.00	000100	145.4		2,350.00	069215	2.2
	1,760.00	000100	0.5		2,450.00	000100	2.6
	1,800.00	000100	86.3		2,450.00	024600	3.9
	1,800.00	020600	1.0	Wtd. Avg. Base & Total Tons	1,826.68		20.8
	1,800.00	024800	9.5				
	1,803.61	000100	39.9	Dolcetto	1,300.00	000100	5.5
	1,820.00	018000	5.1		1,600.00	017200	2.2
	1,897.50	064140	80.5		1,600.00	021000	3.4
	1,900.00	000100	153.9		2,000.00	021000	3.4
	1,900.00	008370	9.3	Wtd. Avg. Base & Total Tons	1,580.00		14.5
	1,909.20	000100	39.8				
	2,000.00	000100	71.7	Dornfelder	2,500.00	013600	3.0
	2,000.00	020800	5.8	Wtd. Avg. Base & Total Tons	2,500.00		3.0
	2,000.00	021200	1.7				
	2,000.00	021500	5.0	Freisa	1,600.00	000100	6.1
	2,000.00	064140	8.7	Wtd. Avg. Base & Total Tons	1,600.00		6.1
	2,050.00	021500	5.0				
	2,088.35	000100	27.4	Gamay (Napa) *	891.00	000100	23.9
	2,100.00	000100	28.0		900.00	011100	69.4
	2,150.00	064140	29.3		938.28	000100	0.8
	2,200.00	000100	16.1		990.03	021000	25.4
	2,200.00	021500	3.1		1,050.00	020800	119.2
	2,200.00	024800	29.9	Wtd. Avg. Base & Total Tons	983.71		238.7
	2,200.00	064140	51.6				
	2,221.94	024800	8.4	Graciano	1,500.00	014100	0.8
	2,231.08	000100	15.1		1,500.00	021500	0.8
	2,282.00	000100	23.9	Wtd. Avg. Base & Total Tons	1,500.00		1.6
	2,295.08	021850	6.1				
	2,300.00	000100	8.0	Grenache *	450.00	000100	46.8
	2,367.00	064140	149.6		500.00	000100	1.0
	2,400.00	000100	11.9		600.00	000100	11.6
	2,500.00	000100	84.4		650.00	000100	39.1
	2,500.00	008370	20.4		779.49	000100	23.4
	2,500.00	021500	9.5		800.00	000100	221.8
	2,600.00	000100	10.9		800.00	020800	2.1
	2,650.00	008370	15.1		820.00	020800	167.2
	3,000.00	021500	2.9		925.00	000100	7.1
	3,000.00	027800	2.6		950.00	000100	6.5
	3,050.00	008370	9.2		1,000.00	000100	60.5
	3,078.00	064140	131.3		1,025.00	026250	33.3
	3,211.01	021850	4.4		1,100.00	000100	121.1
	3,249.00	064140	7.3		1,100.00	003100	32.6
	3,294.12	021850	4.3		1,200.00	000100	69.1
	3,500.00	000100	1.9		1,200.00	021500	2.1
	3,844.64	000100	11.4		1,235.00	000100	18.0
	4,250.00	000100	7.8		1,250.00	000100	2.2
	4,560.00	064140	3.4		1,300.00	000100	16.8
	5,000.00	027800	3.6		1,317.00	000100	21.9
	6,625.00	000100	1.6		1,333.00	025300	3.1
Wtd. Avg. Base & Total Tons	1,031.66		37,553.3		1,346.44	014100	7.0
					1,400.00	000100	18.3
Carignane	1,750.00	000100	1.5		1,400.00	024500	1.5

TABLE 8: BASE PRICE PAID TO GROWERS FOR GRAPES CRUSHED AND DELIVERED TO CALIFORNIA PROCESSORS FROM THE 2009 CROP WITH BRIX FACTORS AND PURCHASED TONNAGE, BY TYPE, VARIETY, REPORTING DISTRICT WHERE GROWN, AND WEIGHTED AVERAGE BASE PRICE.

District, Type, and Variety	Base Price	Brix	Tons	District, Type, and Variety	Base Price	Brix	Tons
	Per Ton	Factors			Per Ton	Factors	
	Dollars	Code a/			Dollars	Code a/	
DISTRICT 8 (Cont'd)					3,500.00	027600	1.5
Grenache * (Cont'd)	1,436.00	000100	9.9		3,500.00	028100	1.4
	1,500.00	000100	22.9		3,600.00	028100	0.5
	1,500.00	017200	1.9		4,000.00	021500	1.0
	1,500.00	024500	28.8		4,000.00	021600	15.7
	1,535.00	000100	3.6		4,561.00	021800	2.6
	1,566.66	000100	11.6		4,654.76	021900	0.8
	1,600.00	018000	2.6		4,877.05	021900	1.8
	1,600.00	029300	4.0		4,900.00	025100	2.2
	1,640.97	000100	4.2		4,900.00	028100	9.1
	1,650.00	000100	1.8		6,253.57	000100	1.4
	1,700.00	000100	7.3		8,500.00	017400	0.7
	1,702.95	000100	53.5	Wtd. Avg. Base & Total Tons	1,443.20		1,511.1
	1,750.00	000100	2.8				
	1,750.00	016617	4.8	Lagrein	1,300.00	024500	5.4
	1,750.00	020800	3.7		1,400.00	002100	5.0
	1,750.00	024800	4.9		1,450.00	000100	5.0
	1,788.10	000100	5.8		1,550.00	000100	39.0
	1,800.00	000100	13.8		1,600.00	000100	25.9
	1,800.00	024500	4.4		1,600.00	027600	5.2
	1,822.00	000100	12.7		1,600.00	027800	2.0
	1,850.00	000100	3.1		1,650.00	000100	16.4
	1,850.00	020800	2.0		1,675.00	000100	2.2
	1,850.00	024800	1.5		1,900.00	000100	2.1
	1,910.00	000100	1.2	Wtd. Avg. Base & Total Tons	1,565.76		108.2
	1,924.67	000100	1.5				
	1,950.00	000100	4.6	Malbec	450.00	000100	21.2
	2,000.00	000100	36.4		700.00	000100	7.5
	2,000.00	017000	4.1		700.00	020700	48.7
	2,000.00	021500	13.5		900.00	000100	32.2
	2,000.00	025100	3.1		1,000.00	013600	0.6
	2,100.00	000100	27.5		1,100.00	011300	0.9
	2,150.00	016617	1.1		1,155.00	022330	23.3
	2,150.00	027850	1.6		1,180.00	000100	2.9
	2,200.00	000100	9.6		1,200.00	022330	23.6
	2,200.00	016617	1.0		1,200.00	024500	7.0
	2,250.00	016617	4.0		1,237.00	029300	1.9
	2,300.00	000100	1.9		1,237.71	000100	4.2
	2,350.00	024600	51.7		1,244.00	011800	2.2
	2,350.00	069215	5.5		1,246.70	017500	84.2
	2,361.77	024800	9.7		1,247.00	003100	126.2
	2,400.00	017800	4.9		1,250.00	024600	11.8
	2,400.00	024500	2.7		1,250.00	025100	2.0
	2,400.00	025100	11.4		1,300.00	000100	136.0
	2,425.00	000100	6.6		1,300.00	017400	4.8
	2,500.00	000100	30.9		1,312.50	022330	10.7
	2,500.00	011820	1.0		1,400.00	000100	3.5
	2,500.00	024800	18.9		1,400.00	020800	2.3
	2,500.00	025100	1.4		1,450.00	000100	18.1
	2,500.00	029125	3.6		1,457.50	021500	5.5
	2,600.00	000100	3.4		1,500.00	000100	87.9
	2,600.00	028300	1.2		1,500.00	020800	2.3
	2,625.00	000100	3.1		1,600.00	000100	3.6
	2,750.00	016617	1.8		1,700.00	000100	7.2
	2,750.00	025100	1.4		1,760.00	000100	1.1
	2,786.11	000100	5.4		1,800.00	000100	19.3
	2,800.00	000100	1.4		2,000.00	018000	1.6
	2,800.00	021200	2.7		2,000.00	020800	2.0
	2,800.00	027120	2.2		2,050.00	022330	11.1
	2,994.00	000100	3.3		2,100.00	064140	5.5
	3,000.00	000100	3.0		2,174.00	013800	2.3
	3,000.00	017400	0.8		2,300.00	024800	0.5
	3,000.00	025100	1.0		2,500.00	000100	3.0
	3,000.00	028300	1.1		2,922.55	014100	2.5
	3,078.00	064140	5.1		3,000.00	000100	3.2
	3,090.00	000100	1.9		3,000.00	021500	1.2
	3,145.50	021850	3.8		3,078.00	064140	5.0
	3,150.00	000100	5.6	Wtd. Avg. Base & Total Tons	1,292.03		740.6
	3,200.00	021200	1.4				
	3,344.00	025100	11.3	Mataro *	500.00	000100	6.3
	3,350.00	000100	3.7		600.00	000100	3.4
	3,400.00	000100	1.4		800.00	000100	2.4
	3,500.00	000100	1.3		850.00	000100	3.0

TABLE 8: BASE PRICE PAID TO GROWERS FOR GRAPES CRUSHED AND DELIVERED TO CALIFORNIA PROCESSORS FROM THE 2009 CROP WITH BRIX FACTORS AND PURCHASED TONNAGE, BY TYPE, VARIETY, REPORTING DISTRICT WHERE GROWN, AND WEIGHTED AVERAGE BASE PRICE.

District, Type, and Variety	Base Price	Brix	Tons	District, Type, and Variety	Base Price	Brix	Tons
	Per Ton	Factors			Per Ton	Factors	
	Dollars	Code a/			Dollars	Code a/	
DISTRICT 8 (Cont'd)				Merlot	100.00	000100	1.5
Mataro * (Cont'd)	925.00	000100	3.4		175.00	045600	263.1
	1,000.00	000100	21.9		200.00	000100	9.4
	1,100.00	016617	4.4		250.00	000100	6.3
	1,200.00	000100	6.0		260.00	027800	2.0
	1,200.00	013600	2.0		300.00	000100	3.3
	1,200.00	025300	4.3		350.00	000100	71.9
	1,228.43	000100	18.1		400.00	000100	40.4
	1,250.00	021500	1.1		450.00	000100	104.8
	1,300.00	000100	15.3		500.00	000100	2,575.7
	1,400.00	000100	7.3		500.00	020600	312.4
	1,400.00	024500	1.6		500.00	024300	324.5
	1,407.00	000100	20.0		550.00	000100	36.6
	1,487.53	000100	5.5		550.00	024300	343.7
	1,500.00	000100	11.4		600.00	000100	595.9
	1,500.00	024500	5.4		635.22	000100	332.8
	1,600.00	000100	0.3		650.00	018330	447.0
	1,600.00	025100	8.7		700.00	000100	1,210.4
	1,655.00	000100	3.8		700.00	020600	552.9
	1,700.00	000100	5.2		750.00	000100	84.4
	1,700.00	024500	4.6		800.00	000100	139.1
	1,704.00	003100	3.9		801.70	000100	18.8
	1,711.00	000100	12.5		815.00	000100	94.9
	1,744.39	000100	9.8		850.00	000100	127.6
	1,800.00	000100	9.7		850.00	018330	77.0
	1,900.00	000100	1.1		894.50	017600	1.5
	1,960.00	000100	3.5		897.88	018330	90.7
	2,000.00	000100	25.5		897.92	000100	104.6
	2,000.00	014100	2.0		897.92	018330	42.4
	2,000.00	021500	0.5		898.00	017600	4.3
	2,000.00	024800	6.1		900.00	000100	224.6
	2,000.00	025400	1.9		900.00	017400	103.2
	2,000.00	028300	2.1		900.00	017500	1,114.1
	2,000.00	052020	1.5		900.00	018330	8.7
	2,100.00	000100	2.8		900.00	020600	7.5
	2,200.00	000100	7.3		900.00	021000	76.9
	2,200.00	016617	2.1		900.00	021500	60.4
	2,233.38	000100	4.0		910.00	021500	132.5
	2,350.00	000100	2.5		918.75	018330	134.7
	2,350.00	021000	1.0		925.00	000100	7.0
	2,350.00	024600	56.1		937.50	000100	51.6
	2,400.00	000100	2.7		945.00	018330	354.9
	2,400.00	021500	11.2		946.50	018330	64.4
	2,425.00	000100	9.2		950.00	000100	32.0
	2,500.00	000100	7.5		950.00	017400	67.9
	2,500.00	011820	2.1		950.00	018330	60.5
	2,500.00	021200	0.8		980.00	000100	48.1
	2,500.00	021500	2.0		1,000.00	000100	695.4
	2,500.00	021800	0.7		1,000.00	013600	2.1
	2,500.00	025100	0.5		1,000.00	018330	97.6
	2,500.00	027600	1.1		1,000.00	020800	3.1
	2,500.00	064140	2.2		1,000.00	021000	306.1
	2,800.00	000100	3.3		1,000.00	025430	4.2
	2,878.00	000100	1.1		1,011.95	018330	36.0
	3,000.00	000100	1.9		1,050.00	000100	286.8
	3,000.00	024800	1.4		1,050.00	018330	119.9
	3,090.29	000100	20.7		1,068.00	021000	9.4
	3,203.00	028100	8.3		1,071.42	000100	4.2
	3,274.00	025100	4.0		1,100.00	000100	416.2
	3,500.00	017600	0.9		1,100.00	018330	43.6
	3,500.00	021500	1.0		1,100.00	021000	3.0
	3,500.00	025400	3.0		1,100.00	025400	3.1
	4,000.00	021500	0.9		1,136.46	018330	229.8
	4,000.00	021600	13.0		1,140.00	018330	62.5
	4,040.00	000100	2.0		1,153.00	025100	5.2
	4,382.81	021900	0.6		1,190.00	018330	290.0
	4,500.00	000100	1.3		1,200.00	000100	530.7
	4,500.00	028100	1.2		1,200.00	013800	0.7
	4,844.00	025100	2.6		1,200.00	018330	131.2
	5,000.00	000100	0.7		1,200.00	021000	50.2
	5,000.00	027800	1.4		1,200.00	021200	3.3
Wtd. Avg. Base & Total Tons	2,036.94		430.6		1,200.00	024500	1.7
					1,219.52	022700	1.4

TABLE 8: BASE PRICE PAID TO GROWERS FOR GRAPES CRUSHED AND DELIVERED TO CALIFORNIA PROCESSORS FROM THE 2009 CROP WITH BRIX FACTORS AND PURCHASED TONNAGE, BY TYPE, VARIETY, REPORTING DISTRICT WHERE GROWN, AND WEIGHTED AVERAGE BASE PRICE.

District, Type, and Variety	Base Price	Brix	Tons	District, Type, and Variety	Base Price	Brix	Tons
	Per Ton	Factors			Per Ton	Factors	
	Dollars	Code a/			Dollars	Code a/	
DISTRICT 8 (Cont'd)							
Merlot (Cont'd)	1,250.00	000100	50.8		1,000.00	013600	0.6
	1,250.00	018330	62.6		1,000.00	064140	3.4
	1,252.03	000100	14.8		1,074.00	000100	27.3
	1,300.00	000100	4.5		1,100.00	000100	8.5
	1,300.00	017400	11.2		1,100.00	021200	3.1
	1,300.00	018330	24.1		1,200.00	000100	19.9
	1,300.00	024500	5.0		1,200.00	017800	1.8
	1,350.00	000100	18.9		1,200.00	020400	21.1
	1,400.00	000100	51.8		1,200.00	021200	2.2
	1,400.00	014100	7.0		1,250.00	000100	73.5
	1,400.00	018330	21.5		1,250.00	024600	10.9
	1,469.48	017400	233.1		1,272.26	000100	4.6
	1,533.78	000100	14.9		1,300.00	000100	130.2
	1,550.00	000100	21.7		1,300.00	017400	5.0
	1,600.00	000100	104.9		1,300.00	020600	1.9
	1,600.00	018330	11.9		1,400.00	000100	108.1
	1,603.18	000100	4.9		1,400.00	011800	1.5
	1,700.00	000100	72.7		1,400.00	020800	2.5
	1,750.00	000100	6.1		1,400.00	021000	9.9
	1,750.00	020800	6.0		1,411.56	021000	10.6
	1,760.00	000100	1.2		1,412.00	003100	22.1
	1,800.00	000100	27.3		1,427.80	000100	2.4
	1,800.00	021000	8.5		1,500.00	000100	14.9
	1,800.00	021500	5.2		1,500.00	021000	1.0
	1,833.00	000100	4.5		1,500.00	021500	3.9
	1,850.00	000100	9.8		1,522.53	000100	10.7
	1,850.00	018330	43.2		1,550.00	000100	14.1
	1,897.50	064140	14.9		1,600.00	000100	92.1
	1,900.00	018330	24.3		1,600.00	064140	10.5
	1,950.00	000100	0.9		1,627.50	020400	10.1
	1,950.00	021000	4.0		1,700.00	000100	177.7
	2,000.00	000100	20.5		1,800.00	000100	47.5
	2,000.00	018330	37.3		2,000.00	000100	13.9
	2,000.00	021500	4.4		2,000.00	017200	0.9
	2,131.50	064140	14.8		2,050.00	020400	11.7
	2,200.00	000100	1.8		2,250.00	020800	2.9
	2,200.00	024800	1.0		2,367.00	014100	2.9
	2,300.00	021500	8.7		2,367.00	064140	7.3
	2,400.00	000100	1.1		2,500.00	000100	17.5
	3,078.00	064140	41.2		2,500.00	021500	1.2
	3,249.00	064140	5.8		2,708.50	021850	2.2
	3,400.00	000100	4.9		2,750.00	000100	1.0
Wtd. Avg. Base & Total Tons	829.53		14,940.0		2,882.88	000100	13.3
					2,941.00	000100	4.1
Mission	500.00	000100	0.7		3,000.00	000100	22.6
	925.00	000100	0.5		3,090.00	000100	2.2
Wtd. Avg. Base & Total Tons	677.08		1.2		3,902.92	000100	5.1
					3,922.94	000100	1.8
					4,000.00	000100	0.5
Nebbiolo	820.00	022700	38.1	Wtd. Avg. Base & Total Tons	1,438.16		1,189.1
	1,700.00	000100	49.3				
	1,750.00	000100	0.9	Petite Sirah	500.00	000100	38.2
	1,750.00	020800	1.4		600.00	022800	39.4
	1,800.00	000100	2.8		650.00	000100	10.7
	2,000.00	000100	4.3		650.00	024600	34.0
	2,000.00	020800	3.2		700.00	003100	97.2
	2,200.00	000100	1.5		750.00	021200	3.6
	2,300.00	017400	1.1		800.00	000100	155.9
	2,300.00	021500	1.7		850.00	000100	520.0
	2,973.14	000100	5.2		872.00	018660	201.8
	3,000.00	000100	0.9		900.00	000100	1.0
	3,200.00	000100	5.3		900.00	013600	2.0
Wtd. Avg. Base & Total Tons	1,590.12		115.7		900.00	018660	284.1
					900.00	068300	317.9
Negroamaro	820.00	022700	13.0		911.02	018660	145.8
Wtd. Avg. Base & Total Tons	820.00		13.0		916.72	017400	3.9
					916.72	018660	58.5
Petit Verdot	400.00	000100	21.5		925.00	000100	5.1
	700.00	000100	14.8		950.00	000100	187.5
	700.00	020600	119.1		960.00	018660	18.0
	834.00	000100	3.0		966.72	018660	38.8
	900.00	020400	4.8		966.72	021200	1.5
	1,000.00	000100	61.2		1,000.00	000100	341.1

TABLE 8: BASE PRICE PAID TO GROWERS FOR GRAPES CRUSHED AND DELIVERED TO CALIFORNIA PROCESSORS FROM THE 2009 CROP WITH BRIX FACTORS AND PURCHASED TONNAGE, BY TYPE, VARIETY, REPORTING DISTRICT WHERE GROWN, AND WEIGHTED AVERAGE BASE PRICE.

District, Type, and Variety	Base Price	Brix	Tons	District, Type, and Variety	Base Price	Brix	Tons
	Per Ton	Factors			Per Ton	Factors	
	Dollars	Code a/			Dollars	Code a/	
DISTRICT 8 (Cont'd)					2,200.00	025100	1.7
Petite Sirah (Cont'd)	1,000.00	013600	1.0		2,250.00	000100	11.8
	1,000.00	025400	2.0		2,300.00	000100	1.8
	1,048.00	000100	3.0		2,300.00	024800	3.1
	1,050.00	000100	171.4		2,400.00	000100	2.9
	1,050.00	017500	315.4		2,500.00	000100	161.6
	1,072.00	021200	1.5		2,500.00	024500	1.0
	1,100.00	000100	11.6		2,537.59	000100	21.3
	1,100.00	003100	57.5		2,556.30	000100	4.4
	1,100.00	017800	3.3		2,800.00	027800	3.5
	1,100.00	018660	64.2		3,000.00	000100	0.9
	1,100.00	021000	13.5		3,338.41	000100	8.2
	1,102.50	018660	77.8		3,800.00	028100	1.6
	1,107.56	000100	7.1		4,000.00	021600	1.0
	1,119.61	000100	1.1	Wtd. Avg. Base & Total Tons	1,171.89		5,733.5
	1,122.41	000100	93.2				
	1,150.00	000100	21.0	Pinot Noir	650.00	000100	33.9
	1,150.00	018660	162.8		700.00	000100	21.7
	1,155.00	018660	47.8		900.00	022700	76.3
	1,162.50	000100	35.1		925.00	000100	20.3
	1,200.00	000100	463.9		1,000.00	000100	153.4
	1,200.00	013600	1.0		1,000.00	022800	44.4
	1,200.00	025100	1.7		1,000.00	022900	68.0
	1,200.00	025300	4.0		1,100.00	021200	4.9
	1,233.75	018660	44.7		1,200.00	000100	47.1
	1,250.00	000100	100.0		1,200.00	022900	149.0
	1,250.00	017900	1.7		1,250.00	018345	87.0
	1,300.00	000100	119.8		1,350.00	000100	365.0
	1,300.00	017200	3.2		1,400.00	000100	186.0
	1,300.00	017400	3.3		1,500.00	000100	258.8
	1,300.00	021500	75.7		1,600.00	000100	238.3
	1,300.00	025100	2.2		1,600.00	017400	29.0
	1,319.61	000100	28.7		1,600.00	020700	235.2
	1,324.00	000100	32.4		1,600.00	021500	2.0
	1,350.00	000100	117.1		1,650.00	000100	354.6
	1,350.00	019300	21.9		1,650.00	017400	24.3
	1,350.00	021500	5.0		1,700.00	000100	138.9
	1,375.00	000100	4.0		1,700.00	025400	6.3
	1,400.00	000100	29.8		1,800.00	000100	33.9
	1,400.00	024800	2.7		1,800.00	021000	8.0
	1,400.00	025400	5.5		1,820.00	021000	4.0
	1,450.00	000100	13.7		1,950.00	018345	67.1
	1,485.00	000100	2.2		2,000.00	000100	218.2
	1,485.04	017900	3.1		2,000.00	017400	10.0
	1,500.00	000100	267.0		2,000.00	018345	28.4
	1,500.00	011800	3.8		2,000.00	021000	7.0
	1,500.00	013600	2.2		2,100.00	000100	4.7
	1,500.00	017400	10.4		2,100.00	025100	39.5
	1,500.00	025100	1.9		2,128.69	000100	22.9
	1,500.00	025650	41.9		2,166.47	000100	184.7
	1,550.00	000100	1.0		2,200.00	000100	6.7
	1,550.00	024500	14.3		2,200.00	017400	2.1
	1,600.00	000100	32.8		2,250.00	000100	1.5
	1,600.00	021000	2.3		2,300.00	000100	51.5
	1,600.00	024500	1.8		2,300.00	018000	0.8
	1,650.00	000100	5.8		2,300.00	021000	2.0
	1,650.00	027800	9.7		2,400.00	000100	20.3
	1,700.00	000100	30.2		2,400.00	017200	6.6
	1,750.00	000100	220.2		2,400.00	021000	19.2
	1,787.49	000100	20.1		2,500.00	000100	437.5
	1,800.00	000100	35.4		2,500.00	018345	141.3
	1,800.00	021200	0.8		2,500.00	020800	52.1
	1,800.00	027800	1.6		2,500.00	021000	11.7
	1,850.00	020800	3.5		2,500.00	022700	2.0
	1,900.00	000100	1.1		2,500.00	022800	89.4
	1,916.47	014100	9.1		2,500.00	022900	4.3
	1,921.10	000100	7.3		2,500.00	025300	5.3
	1,950.00	000100	0.9		2,569.52	000100	13.5
	2,000.00	000100	19.2		2,571.77	000100	62.4
	2,000.00	003100	61.1		2,591.00	018000	8.9
	2,000.00	027600	2.3		2,600.00	000100	235.7
	2,000.00	027800	1.7		2,600.00	021200	12.0
	2,150.00	000100	15.7		2,613.00	000100	28.6

TABLE 8: BASE PRICE PAID TO GROWERS FOR GRAPES CRUSHED AND DELIVERED TO CALIFORNIA PROCESSORS FROM THE 2009 CROP WITH BRIX FACTORS AND PURCHASED TONNAGE, BY TYPE, VARIETY, REPORTING DISTRICT WHERE GROWN, AND WEIGHTED AVERAGE BASE PRICE.

District, Type, and Variety	Base Price	Brix	Tons	District, Type, and Variety	Base Price	Brix	Tons
	Per Ton	Factors			Per Ton	Factors	
	Dollars	Code a/			Dollars	Code a/	
DISTRICT 8 (Cont'd)					3,675.00	018345	302.9
Pinot Noir (Cont'd)	2,650.00	018345	12.8		3,710.28	000100	8.1
	2,750.00	000100	8.9		3,728.11	018345	14.5
	2,778.00	000100	22.4		3,745.44	018345	68.6
	2,800.00	000100	35.3		3,751.42	021000	24.6
	2,800.00	013600	3.1		3,756.90	000100	20.2
	2,800.00	017200	5.1		3,768.00	017400	3.6
	2,800.00	017900	2.3		3,768.66	021000	30.0
	2,800.00	018345	49.7		3,774.00	000100	39.2
	2,800.00	021000	35.5		3,786.10	000100	8.2
	2,800.00	025100	72.7		3,800.00	000100	24.2
	2,850.00	018345	7.5		3,800.00	017200	15.7
	2,876.75	018900	27.4		3,800.00	022900	10.5
	2,900.00	021000	6.6		3,880.00	018345	23.1
	2,923.00	000100	18.4		3,900.00	000100	15.1
	2,994.44	000100	8.1		3,936.60	020700	35.1
	3,000.00	000100	239.4		3,981.58	000100	2.6
	3,000.00	017400	4.8		4,000.00	000100	59.0
	3,000.00	020800	6.0		4,000.00	002100	2.5
	3,000.00	021200	21.5		4,000.00	013600	5.9
	3,000.00	022700	5.1		4,000.00	017200	3.1
	3,000.00	024500	1.9		4,000.00	017400	8.6
	3,000.00	024800	10.0		4,000.00	020800	21.3
	3,000.00	025400	2.0		4,000.00	021500	17.1
	3,000.00	027600	5.0		4,000.00	022800	16.9
	3,033.86	000100	22.1		4,000.00	029050	1.9
	3,050.20	000100	3.5		4,037.50	000100	19.4
	3,069.45	013800	76.0		4,058.00	021000	3.4
	3,069.45	014000	80.1		4,100.00	000100	11.2
	3,074.52	000100	162.9		4,100.00	017800	4.8
	3,101.20	021000	8.3		4,120.00	000100	3.0
	3,106.76	000100	39.0		4,120.00	022900	45.6
	3,106.92	000100	0.5		4,130.00	021000	10.6
	3,112.00	000100	25.4		4,140.00	018345	165.3
	3,200.00	000100	3.4		4,166.00	000100	4.2
	3,200.00	013800	1.8		4,179.00	000100	12.7
	3,200.00	017400	197.6		4,185.08	000100	5.3
	3,200.00	021500	13.5		4,185.31	020800	2.9
	3,208.00	021000	4.0		4,198.71	000100	20.9
	3,240.00	000100	11.7		4,200.00	000100	5.3
	3,250.00	014000	9.0		4,200.00	017400	20.2
	3,250.00	017400	14.5		4,200.00	021900	0.9
	3,250.00	021000	36.3		4,200.00	024500	2.6
	3,300.00	000100	64.7		4,219.07	000100	7.7
	3,300.00	021500	51.4		4,242.00	000100	4.0
	3,317.69	000100	368.9		4,250.00	000100	28.3
	3,339.00	021200	73.8		4,380.42	000100	18.3
	3,344.00	018345	121.3		4,384.25	000100	16.2
	3,350.00	000100	8.8		4,473.10	000100	6.8
	3,350.00	018345	20.2		4,479.00	000100	12.1
	3,350.00	020800	39.0		4,500.00	000100	23.6
	3,350.00	025100	7.2		4,500.00	014000	6.5
	3,366.00	018345	123.3		4,500.00	017200	1.9
	3,400.00	000100	45.2		4,500.00	017400	9.7
	3,405.00	000100	6.5		4,500.00	021000	7.6
	3,432.49	024500	4.4		4,500.00	021900	1.5
	3,500.00	000100	67.3		4,500.00	024500	4.9
	3,500.00	013600	7.1		4,500.00	024800	13.8
	3,500.00	014000	9.5		4,568.79	020800	10.8
	3,500.00	017200	16.7		4,600.00	014000	20.2
	3,500.00	017400	5.6		4,680.00	024800	16.8
	3,500.00	017800	4.1		4,733.92	000100	9.6
	3,500.00	020700	10.5		4,775.00	000100	2.9
	3,500.00	020800	151.2		4,797.00	017400	3.9
	3,500.00	021000	10.6		4,800.00	000100	4.8
	3,500.00	021900	3.3		4,800.00	025300	1.1
	3,500.00	024400	1.4		4,800.00	027120	2.8
	3,500.00	024500	3.2		4,820.19	000100	2.8
	3,501.31	000100	23.7		4,900.00	027120	5.2
	3,502.07	000100	3.9		4,958.00	000100	4.8
	3,511.00	014000	28.6		5,000.00	000100	33.6
	3,521.64	000100	47.0		5,000.00	013800	4.2
	3,582.86	018345	83.5		5,000.00	017400	53.0

TABLE 8: BASE PRICE PAID TO GROWERS FOR GRAPES CRUSHED AND DELIVERED TO CALIFORNIA PROCESSORS FROM THE 2009 CROP WITH BRIX FACTORS AND PURCHASED TONNAGE, BY TYPE, VARIETY, REPORTING DISTRICT WHERE GROWN, AND WEIGHTED AVERAGE BASE PRICE.

District, Type, and Variety	Base Price	Brix	Tons	District, Type, and Variety	Base Price	Brix	Tons
	Per Ton	Factors			Per Ton	Factors	
	Dollars	Code a/			Dollars	Code a/	
DISTRICT 8 (Cont'd)					1,800.00	014100	5.2
Pinot Noir (Cont'd)	5,000.00	021000	2.0		1,854.00	000100	7.0
	5,000.00	024500	10.3		1,900.00	000100	0.4
	5,000.00	024800	6.9		2,000.00	000100	20.5
	5,000.00	027600	1.0		2,043.98	000100	4.8
	5,109.19	000100	20.8		2,200.00	024500	3.2
	5,150.00	000100	5.5		2,500.00	000100	2.7
	5,188.01	000100	4.3		2,500.00	024800	15.3
	5,234.04	000100	4.7		2,550.00	021500	3.6
	5,413.52	021900	2.4		2,610.00	000100	4.9
	5,500.00	000100	4.2		2,800.00	000100	7.8
	5,500.00	021000	6.0	Wtd. Avg. Base & Total Tons	1,468.10		411.7
	5,500.00	025400	1.1				
	6,000.00	021000	5.0	Souzao	800.00	000100	3.3
	6,000.00	024800	19.8		1,250.00	000100	0.7
	6,321.10	021900	1.1		1,372.88	000100	0.4
	6,500.00	000100	2.5		1,600.00	013600	1.4
	6,750.00	000100	7.5		2,000.00	000100	4.1
	6,900.00	000100	79.1		2,300.00	000100	1.1
	10,995.73	000100	5.4	Wtd. Avg. Base & Total Tons	1,548.56		11.0
Wtd. Avg. Base & Total Tons	2,715.08		8,771.0				
				Syrah *	400.00	000100	20.1
Pommard	4,500.00	000100	3.1		450.00	000100	120.2
Wtd. Avg. Base & Total Tons	4,500.00		3.1		500.00	000100	1,520.8
					500.00	020700	60.1
Primitivo	500.00	000100	41.1		500.00	020800	442.1
	800.00	000100	164.7		550.00	000100	8.2
	820.00	000100	108.9		600.00	000100	1,055.0
	1,100.00	000100	44.6		600.00	024500	12.2
	1,100.00	003100	80.6		650.00	024300	32.7
	1,200.00	000100	28.8		700.00	000100	269.0
	1,200.00	022800	2.9		700.00	019950	232.1
	1,400.00	000100	11.1		750.00	000100	1.3
	1,600.00	000100	11.7		800.00	000100	505.2
	1,750.00	000100	7.5		800.00	028200	1.2
	1,800.00	000100	16.0		825.00	000100	29.3
	1,900.00	000100	5.9		825.00	019950	85.1
	2,000.00	000100	25.4		850.00	000100	94.7
	4,000.00	021600	4.4		850.00	019950	44.4
Wtd. Avg. Base & Total Tons	1,035.34		553.6		900.00	000100	217.8
					900.00	019950	69.7
Refosco *	896.10	000100	39.2		900.00	020438	275.6
	1,500.00	000100	25.5		915.00	000100	14.9
	1,500.00	020800	9.5		923.00	019950	66.7
	1,800.00	022800	3.0		925.00	000100	35.8
Wtd. Avg. Base & Total Tons	1,205.01		77.2		945.00	019950	183.3
					950.00	000100	64.9
Sangiovese *	500.00	014100	5.2		950.00	019950	33.7
	518.18	000100	11.0		960.00	021500	93.8
	600.00	000100	30.6		964.00	016617	5.5
	700.00	000100	11.4		975.00	000100	13.0
	800.00	013600	1.6		997.50	019950	227.8
	1,000.00	000100	10.6		1,000.00	000100	386.0
	1,000.00	020800	39.2		1,000.00	019950	87.4
	1,100.00	024500	22.2		1,000.00	024600	57.1
	1,100.00	025100	3.2		1,023.75	019950	353.5
	1,150.00	027800	2.0		1,025.00	019950	18.8
	1,336.00	000100	21.3		1,050.00	000100	35.1
	1,400.00	013600	3.5		1,050.00	019950	46.9
	1,409.84	000100	20.6		1,070.00	019950	25.5
	1,450.00	021000	3.3		1,100.00	000100	136.7
	1,500.00	000100	2.1		1,100.00	003100	120.3
	1,540.00	022900	11.0		1,100.00	019950	49.3
	1,600.00	000100	11.2		1,100.00	024500	5.1
	1,600.00	021500	4.8		1,100.00	025400	7.8
	1,602.00	000100	15.0		1,131.99	000100	48.0
	1,634.88	000100	18.7		1,148.55	000100	10.7
	1,650.00	022900	4.0		1,150.00	019950	173.4
	1,700.00	000100	54.5		1,162.83	000100	44.7
	1,700.00	021500	2.8		1,186.16	000100	88.8
	1,750.00	020800	4.2		1,191.00	000100	30.2
	1,750.00	024500	5.6		1,200.00	000100	295.8
	1,800.00	000100	16.7		1,200.00	021000	10.5

TABLE 8: BASE PRICE PAID TO GROWERS FOR GRAPES CRUSHED AND DELIVERED TO CALIFORNIA PROCESSORS FROM THE 2009 CROP WITH BRIX FACTORS AND PURCHASED TONNAGE, BY TYPE, VARIETY, REPORTING DISTRICT WHERE GROWN, AND WEIGHTED AVERAGE BASE PRICE.

District, Type, and Variety	Base Price	Brix	Tons	District, Type, and Variety	Base Price	Brix	Tons
	Per Ton	Factors			Per Ton	Factors	
	Dollars	Code a/			Dollars	Code a/	
DISTRICT 8 (Cont'd)					2,000.00	000100	224.1
Syrah * (Cont'd)	1,200.00	022900	2.0		2,000.00	017800	2.3
	1,200.00	024500	9.4		2,000.00	021200	4.1
	1,200.00	027500	1.3		2,000.00	021500	2.8
	1,229.42	000100	54.2		2,000.00	024500	22.1
	1,234.45	000100	226.4		2,000.00	024800	1.8
	1,240.31	000100	29.7		2,000.00	027600	3.0
	1,240.31	021200	6.2		2,001.00	016617	5.7
	1,250.00	000100	54.6		2,021.25	064140	19.2
	1,250.00	003100	9.6		2,033.50	000100	11.7
	1,250.00	021000	9.9		2,048.00	016617	6.1
	1,259.24	000100	221.1		2,050.00	000100	12.6
	1,260.00	019950	229.2		2,058.00	064140	38.9
	1,261.00	017600	5.2		2,068.11	000100	300.1
	1,274.04	062330	56.1		2,100.00	000100	27.8
	1,275.00	021200	4.5		2,100.00	024500	1.8
	1,299.00	000100	1.9		2,100.00	024800	1.6
	1,300.00	000100	85.7		2,150.00	000100	30.2
	1,300.00	019950	38.4		2,200.00	000100	61.0
	1,302.33	000100	12.9		2,200.00	021000	2.1
	1,313.74	020800	20.1		2,200.00	021600	16.2
	1,350.00	000100	17.8		2,225.00	000100	4.2
	1,362.50	000100	22.1		2,250.00	000100	6.3
	1,392.14	019950	44.7		2,250.00	018000	8.4
	1,400.00	000100	56.7		2,256.00	024800	6.3
	1,400.00	019950	50.0		2,300.00	000100	21.9
	1,416.36	000100	22.0		2,337.50	027600	2.0
	1,500.00	000100	163.8		2,350.00	000100	7.4
	1,500.00	018000	1.1		2,400.00	000100	37.5
	1,500.00	020800	3.3		2,400.00	017400	50.9
	1,500.00	021000	5.3		2,445.06	000100	23.6
	1,500.00	024500	14.3		2,463.00	024300	30.2
	1,500.00	024800	11.4		2,500.00	000100	39.4
	1,506.67	017400	45.3		2,500.00	021000	2.1
	1,511.09	000100	8.1		2,500.00	021500	2.0
	1,523.00	000100	4.4		2,500.00	021850	5.3
	1,548.46	017800	14.9		2,500.00	025100	2.5
	1,570.00	000100	2.3		2,500.00	025300	1.7
	1,600.00	000100	201.4		2,500.00	027500	7.6
	1,600.00	021000	12.0		2,500.00	064140	16.3
	1,600.00	024800	2.7		2,560.00	000100	6.2
	1,600.00	025300	2.0		2,575.25	000100	6.2
	1,650.00	000100	48.6		2,588.19	000100	13.0
	1,700.00	000100	30.7		2,593.00	016617	5.2
	1,718.00	000100	10.0		2,600.00	000100	9.3
	1,724.26	021500	30.0		2,625.00	000100	25.8
	1,746.39	000100	8.3		2,646.00	064140	16.6
	1,750.00	000100	111.8		2,680.76	024800	8.9
	1,750.00	016617	4.7		2,685.82	000100	43.2
	1,750.00	018000	2.1		2,700.00	000100	2.1
	1,760.00	000100	19.9		2,700.00	019950	5.6
	1,788.10	000100	19.7		2,700.00	027800	1.5
	1,800.00	000100	67.7		2,737.47	000100	11.5
	1,800.00	014100	3.2		2,750.00	000100	3.1
	1,800.00	017400	6.8		2,750.00	028300	1.7
	1,800.00	020800	4.9		2,800.00	000100	17.3
	1,800.00	021000	0.5		2,800.00	021200	4.0
	1,800.00	021200	2.0		2,800.00	027600	3.5
	1,800.00	022900	2.0		2,800.00	028300	1.8
	1,800.00	024800	7.9		2,815.27	000100	5.5
	1,842.13	000100	9.9		2,890.00	000100	5.8
	1,850.00	000100	13.3		2,900.00	000100	10.0
	1,850.00	024500	2.4		2,907.89	000100	9.5
	1,900.00	000100	26.5		2,970.00	000100	2.7
	1,900.00	021000	2.4		3,000.00	000100	1.7
	1,900.00	021200	1.8		3,000.00	020800	1.7
	1,900.00	021500	2.6		3,037.68	000100	92.9
	1,900.00	024500	3.0		3,050.00	016617	2.8
	1,900.00	025400	4.8		3,175.00	028300	2.7
	1,900.50	014100	10.0		3,200.00	000100	0.7
	1,941.00	024500	38.4		3,200.00	024500	2.0
	1,941.00	027500	26.5		3,305.66	000100	4.8
	1,950.00	000100	39.2		3,400.00	000100	1.8

TABLE 8: BASE PRICE PAID TO GROWERS FOR GRAPES CRUSHED AND DELIVERED TO CALIFORNIA PROCESSORS FROM THE 2009 CROP WITH BRIX FACTORS AND PURCHASED TONNAGE, BY TYPE, VARIETY, REPORTING DISTRICT WHERE GROWN, AND WEIGHTED AVERAGE BASE PRICE.

District, Type, and Variety	Base Price	Brix	Tons	District, Type, and Variety	Base Price	Brix	Tons
	Per Ton	Factors			Per Ton	Factors	
	Dollars	Code a/			Dollars	Code a/	
DISTRICT 8 (Cont'd)					2,300.00	025400	0.9
Syrah * (Cont'd)	3,400.00	017400	3.4		2,350.00	000100	3.3
	3,478.26	000100	11.5		2,350.00	024600	6.7
	3,500.00	000100	15.3		5,175.00	011820	1.4
	3,500.00	013600	3.3	Wtd. Avg. Base & Total Tons	2,050.09		46.7
	3,500.00	024800	2.4				
	3,500.00	025100	4.0	Tempranillo *	450.00	000100	144.7
	3,500.00	028100	4.6		800.00	020800	107.4
	3,500.00	064140	1.9		800.00	027500	4.1
	3,600.00	028000	0.4		820.00	020800	39.8
	3,798.14	000100	23.2		900.00	000100	21.8
	3,800.00	000100	6.1		1,000.00	000100	3.0
	3,800.00	021200	4.0		1,000.00	024500	1.5
	4,000.00	000100	6.4		1,050.00	000100	14.0
	4,000.00	021000	1.8		1,076.00	000100	24.0
	4,000.00	021500	1.1		1,199.14	000100	23.9
	4,000.00	021600	49.1		1,200.00	000100	16.8
	4,000.00	021850	1.9		1,200.00	018000	0.5
	4,000.00	021900	2.2		1,242.00	003100	24.6
	4,000.00	024300	1.9		1,250.00	000100	5.3
	4,000.00	025100	4.0		1,250.00	025100	3.1
	4,000.00	025400	0.8		1,260.00	000100	3.0
	4,000.00	028100	10.5		1,300.00	000100	2.4
	4,000.00	069215	7.9		1,380.00	000100	15.2
	4,012.31	000100	3.3		1,400.00	064140	8.1
	4,068.00	000100	1.3		1,500.00	000100	8.6
	4,068.00	027800	6.3		1,500.00	013600	2.4
	4,092.59	021900	2.7		1,500.00	013800	3.7
	4,176.00	000100	2.3		1,500.00	021500	1.0
	4,187.00	021800	6.5		1,500.00	025100	2.2
	4,240.09	021900	1.9		1,500.00	064140	12.4
	4,275.00	000100	1.2		1,581.00	000100	5.7
	4,310.69	000100	16.4		1,600.00	000100	3.1
	4,336.89	000100	4.1		1,650.00	000100	9.7
	4,393.68	000100	4.4		1,780.23	000100	12.5
	4,400.00	000100	2.6		1,800.00	064140	4.3
	4,500.00	000100	1.9		2,000.00	000100	7.3
	4,563.00	000100	1.9		2,000.00	021500	3.4
	4,700.00	024500	1.5		2,002.50	014100	7.2
	4,722.00	000100	1.8		2,100.00	000100	3.9
	4,800.00	027170	1.0		2,250.00	000100	2.0
	4,810.00	000100	2.4		2,500.00	021500	5.3
	4,900.00	025100	1.3		2,656.70	024600	37.8
	4,900.00	028100	6.8		4,000.00	021600	20.3
	4,974.43	021900	1.8	Wtd. Avg. Base & Total Tons	1,185.20		616.0
	5,000.00	000100	2.1				
	5,000.00	021900	2.4	Teroldego	820.00	022700	23.6
	5,000.00	024500	0.5	Wtd. Avg. Base & Total Tons	820.00		23.6
	5,063.33	000100	1.5				
	5,130.00	028000	0.1	Tinta Cao	800.00	000100	1.8
	5,187.50	000100	0.8		1,328.29	000100	1.4
	5,260.94	000100	1.6		1,600.00	013600	1.4
	5,431.00	025100	4.3	Wtd. Avg. Base & Total Tons	1,204.26		4.6
	5,505.40	000100	1.5				
	5,666.67	021900	1.4	Tinta Madeira	1,218.82	000100	3.0
	5,954.47	000100	1.1	Wtd. Avg. Base & Total Tons	1,218.82		3.0
	6,276.52	014000	4.7				
	6,480.31	000100	12.9	Touriga Nacional *	800.00	000100	5.8
	6,504.00	000100	1.0		1,317.00	000100	7.6
	7,310.91	000100	13.7		1,325.42	000100	2.4
	8,047.06	000100	1.7		1,458.33	021500	7.2
	13,780.00	025100	4.4		1,500.00	000100	4.2
Wtd. Avg. Base & Total Tons	1,187.34		11,912.1		1,599.55	000100	3.3
					1,600.00	000100	2.5
Tannat	1,400.00	011800	1.3		1,600.00	013600	1.4
	1,500.00	000100	4.1		2,300.00	000100	3.9
	1,500.00	024800	0.4	Wtd. Avg. Base & Total Tons	1,439.13		38.3
	1,508.00	003100	4.3				
	1,700.00	000100	2.6	Zinfandel	200.00	000100	108.9
	1,800.00	000100	0.9		200.00	024300	44.9
	2,000.00	000100	19.3		250.00	024500	418.4
	2,100.00	014100	1.1		300.00	000100	201.2
	2,300.00	021500	0.4		300.00	068300	219.1

TABLE 8: BASE PRICE PAID TO GROWERS FOR GRAPES CRUSHED AND DELIVERED TO CALIFORNIA PROCESSORS FROM THE 2009 CROP WITH BRIX FACTORS AND PURCHASED TONNAGE, BY TYPE, VARIETY, REPORTING DISTRICT WHERE GROWN, AND WEIGHTED AVERAGE BASE PRICE.

District, Type, and Variety	Base Price	Brix	Tons	District, Type, and Variety	Base Price	Brix	Tons
	Per Ton	Factors			Per Ton	Factors	
	Dollars	Code a/			Dollars	Code a/	
DISTRICT 8 (Cont'd)							
Zinfandel (Cont'd)	325.00	000100	67.1		1,940.00	025400	9.2
	350.00	000100	225.6		1,998.41	014100	18.9
	400.00	000100	23.0		2,000.00	000100	72.1
	400.00	024300	2.1		2,000.00	018000	2.0
	450.00	000100	42.9		2,000.00	025100	3.5
	500.00	000100	72.2		2,100.00	000100	10.7
	500.00	024500	185.7		2,100.00	064140	4.0
	517.00	062585	1.0		2,200.00	000100	37.8
	600.00	006700	729.9		2,200.00	025100	26.2
	700.00	024300	145.3		2,245.92	024800	10.0
	700.00	025300	4.0		2,250.00	000100	30.7
	800.00	000100	29.9		2,300.00	000100	49.7
	800.00	024300	6.2		2,300.00	067990	1.8
	820.00	000100	117.5		2,400.00	000100	1.7
	850.00	000100	316.0		2,425.00	000100	50.4
	850.00	024500	173.3		2,425.83	000100	22.6
	875.00	008350	311.4		2,500.00	000100	184.0
	891.00	000100	25.3		2,500.00	024500	15.9
	900.00	000100	463.7		2,500.00	024600	158.7
	900.00	008350	100.6		2,600.00	025100	6.0
	921.55	008350	95.6		2,700.00	000100	58.7
	925.00	000100	4.5		2,700.00	025100	3.0
	950.00	000100	127.8		2,800.00	000100	225.4
	966.72	008350	23.7		2,800.00	021850	3.0
	975.00	008350	95.6		2,800.00	027800	8.3
	1,000.00	000100	357.2		2,900.00	000100	32.6
	1,000.00	024600	54.3		3,000.00	000100	31.5
	1,000.00	027600	1.5		3,800.00	028100	2.7
	1,025.00	008350	15.9		4,000.00	021600	2.4
	1,049.02	000100	12.5	Wtd. Avg. Base & Total Tons	1,106.13		8,444.7
	1,049.02	021200	6.9	Other Red b/	1,325.00	000100	15.2
	1,050.00	017200	18.0		1,618.00	000100	0.8
	1,063.43	000100	39.1		2,000.00	000100	1.0
	1,100.00	000100	148.1	Wtd. Avg. Base & Total Tons	1,378.49		17.0
	1,100.00	025400	2.0				
	1,150.00	000100	33.5	DISTRICT 9			
	1,150.00	008350	181.4	WINE GRAPES (WHITE)			
	1,200.00	000100	290.6	Chardonnay *	165.00	000100	110.7
	1,200.00	010700	511.0		175.00	038300	543.3
	1,200.00	021000	5.0		200.00	015300	705.7
	1,250.00	000100	8.7		310.00	001400	711.6
	1,275.00	021000	1.9		400.00	000100	964.2
	1,300.00	017400	24.8		475.00	018320	126.1
	1,373.73	008350	89.1		480.16	000100	343.6
	1,373.73	021200	3.3		495.17	000100	2,072.0
	1,400.00	000100	47.2		500.00	000100	2,249.7
	1,400.00	011800	1.2		500.00	015500	2,705.5
	1,400.00	024800	2.1		550.00	018320	1,919.6
	1,471.42	021500	718.4		600.00	000100	351.4
	1,474.00	000100	17.0		622.50	018320	840.9
	1,500.00	000100	36.0		1,190.70	021000	2.9
	1,500.00	021000	6.8		1,500.00	000100	7.2
	1,500.00	025100	5.3		1,500.00	017200	1.0
	1,500.00	030900	3.4		1,550.00	000100	85.0
	1,600.00	000100	62.6		1,800.00	019000	3.5
	1,600.00	025100	1.5	Wtd. Avg. Base & Total Tons	475.35		13,743.9
	1,615.00	000100	23.3				
	1,650.00	000100	17.0	Chenin Blanc	400.00	024300	5.0
	1,700.00	000100	2.8		450.00	009800	71.3
	1,700.00	025100	2.0		800.00	017400	0.5
	1,750.00	000100	10.6	Wtd. Avg. Base & Total Tons	449.02		76.8
	1,750.00	025100	1.8				
	1,800.00	000100	142.7	French Colombard	220.00	036800	179.6
	1,800.00	018000	3.4	Wtd. Avg. Base & Total Tons	220.00		179.6
	1,800.00	021000	1.8				
	1,800.00	021500	3.4	Gewurztraminer	600.00	021000	0.8
	1,800.00	025100	2.3		700.00	000100	13.8
	1,800.00	028300	2.8		822.93	017200	1.7
	1,822.00	000100	3.4	Wtd. Avg. Base & Total Tons	707.91		16.3
	1,825.00	008350	48.0				
	1,867.00	000100	6.5	Grenache Blanc	1,046.00	000100	5.8
	1,900.00	025100	0.7	Wtd. Avg. Base & Total Tons	1,046.00		5.8

TABLE 8: BASE PRICE PAID TO GROWERS FOR GRAPES CRUSHED AND DELIVERED TO CALIFORNIA PROCESSORS FROM THE 2009 CROP WITH BRIX FACTORS AND PURCHASED TONNAGE, BY TYPE, VARIETY, REPORTING DISTRICT WHERE GROWN, AND WEIGHTED AVERAGE BASE PRICE.

District, Type, and Variety	Base Price	Brix	Tons	District, Type, and Variety	Base Price	Brix	Tons
	Per Ton	Factors			Per Ton	Factors	
	Dollars	Code a/			Dollars	Code a/	
DISTRICT 9 (Cont'd)							
Marsanne	1,500.00	000100	2.1	Carmine	600.00	013600	9.5
	1,500.00	025650	1.5	Wtd. Avg. Base & Total Tons	600.00		9.5
Wtd. Avg. Base & Total Tons	1,500.00		3.6	Cinsaut *	1,376.00	000100	1.7
Muscat Blanc *	1,500.00	025650	0.2	Wtd. Avg. Base & Total Tons	1,376.00		1.7
	1,700.00	000100	0.8	Counoise	1,121.00	000100	1.0
Wtd. Avg. Base & Total Tons	1,660.00		1.0	Wtd. Avg. Base & Total Tons	1,121.00		1.0
Muscat of Alexandria	350.00	000100	3,345.3	Graciano	1,500.00	000100	3.3
	441.90	000100	99.5	Wtd. Avg. Base & Total Tons	1,500.00		3.3
Wtd. Avg. Base & Total Tons	352.65		3,444.8	Grenache *	200.00	000800	1,297.0
Pinot Gris *	400.00	000100	926.2		1,000.00	000100	1.2
	400.00	009100	23.5		1,961.00	000100	9.7
	599.49	000100	5.9	Wtd. Avg. Base & Total Tons	213.79		1,307.9
	600.00	000100	357.5	Mataro *	1,000.00	000100	2.0
	700.00	000100	243.9		1,850.00	000100	7.6
	950.00	029050	3.5	Wtd. Avg. Base & Total Tons	1,672.92		9.6
Wtd. Avg. Base & Total Tons	2,600.00	024600	2.1				
	497.52		1,562.6	Merlot	150.00	000100	72.0
Roussanne	1,500.00	000100	2.2		175.00	000100	124.1
	1,500.00	025650	0.5		175.00	045600	214.7
	1,782.00	000100	6.6		390.00	066123	1,100.0
Wtd. Avg. Base & Total Tons	1,700.13		9.3		400.00	064790	560.0
Sauvignon Blanc	175.00	038300	124.8		450.00	000100	616.8
	450.00	012175	295.7		461.03	000100	1,056.0
	500.00	000100	162.2		850.00	013600	1.0
	800.00	013600	1.0		964.00	021000	2.4
	1,600.00	019000	3.0		1,350.00	020800	1.5
	2,000.00	000100	0.8		1,500.00	017200	1.0
Wtd. Avg. Base & Total Tons	413.97		587.5	Wtd. Avg. Base & Total Tons	398.50		3,749.5
St. Emilion *	1,700.00	000100	0.7	Montepulciano	1,300.00	000100	0.8
Wtd. Avg. Base & Total Tons	1,700.00		0.7	Wtd. Avg. Base & Total Tons	1,300.00		0.8
Symphony	330.00	001600	302.3	Nebbiolo	550.00	000100	1.5
	350.00	009100	116.6	Wtd. Avg. Base & Total Tons	550.00		1.5
Wtd. Avg. Base & Total Tons	335.57		418.9	Petit Verdot	1,500.00	027800	2.2
Viognier	1,000.00	000100	0.1	Wtd. Avg. Base & Total Tons	1,500.00		2.2
	1,000.00	021000	0.4	Petite Sirah	150.00	000100	93.2
	1,500.00	000100	2.2		600.00	000100	243.7
	1,500.00	025650	1.4		700.00	024500	5.4
	1,700.00	000100	4.5		800.00	024500	13.1
	1,765.00	000100	4.9		1,100.00	000100	11.0
Wtd. Avg. Base & Total Tons	1,644.33		13.5		1,300.00	021000	3.0
White Riesling *	1,600.00	027800	0.5		1,700.00	000100	11.1
Wtd. Avg. Base & Total Tons	1,600.00		0.5	Wtd. Avg. Base & Total Tons	550.14		380.5
Other White b/	800.00	013600	3.5	Pinot Noir	500.00	016680	630.4
	1,700.00	000100	5.6		1,500.00	000100	9.5
Wtd. Avg. Base & Total Tons	1,353.85		9.1		1,500.00	024500	2.8
					2,200.00	020800	9.4
					2,486.24	024500	2.1
WINE GRAPES (RED)				Wtd. Avg. Base & Total Tons	549.60		654.2
Barbera	1,800.00	000100	8.3	Sangiovese *	1,300.00	000100	1.8
Wtd. Avg. Base & Total Tons	1,800.00		8.3	Wtd. Avg. Base & Total Tons	1,300.00		1.8
Cabernet Franc	600.00	017600	11.2	Syrah *	350.00	000100	547.9
Wtd. Avg. Base & Total Tons	600.00		11.2		450.00	000100	210.8
Cabernet Sauvignon	425.00	000100	79.2		450.00	028900	95.9
	450.00	000100	754.6		550.00	000100	4.0
	450.00	022600	851.1		600.00	000100	1.9
	500.00	022600	287.2		1,000.00	000100	2.4
	1,250.00	000100	13.7		1,100.00	000100	19.3
	1,500.00	017200	1.0		1,100.00	023100	0.9
	1,550.00	020800	5.9		1,100.00	024500	31.9
Wtd. Avg. Base & Total Tons	465.50		1,992.7		1,400.00	020800	2.1

TABLE 8: BASE PRICE PAID TO GROWERS FOR GRAPES CRUSHED AND DELIVERED TO CALIFORNIA PROCESSORS FROM THE 2009 CROP WITH BRIX FACTORS AND PURCHASED TONNAGE, BY TYPE, VARIETY, REPORTING DISTRICT WHERE GROWN, AND WEIGHTED AVERAGE BASE PRICE.

District, Type, and Variety	Base Price	Brix	Tons	District, Type, and Variety	Base Price	Brix	Tons
	Per Ton	Factors			Per Ton	Factors	
	Dollars	Code a/			Dollars	Code a/	
DISTRICT 9 (Cont'd)							
Syrah * (Cont'd)	1,494.00	021000	1.0		1,100.00	024500	3.9
	1,500.00	025650	19.3		1,200.00	000100	1.3
	1,550.00	000100	47.8		1,400.00	000100	1.5
	1,700.00	000100	10.5	Wtd. Avg. Base & Total Tons	1,090.12		8.6
	2,751.00	000100	3.3				
Wtd. Avg. Base & Total Tons	527.76		999.0	Malvasia Bianca	300.00	029050	1.7
				Wtd. Avg. Base & Total Tons	300.00		1.7
Tannat	1,500.00	000100	10.7	Marsanne	143.31	000100	1.6
Wtd. Avg. Base & Total Tons	1,500.00		10.7		800.00	000100	2.9
					1,400.00	000100	0.7
Tempranillo *	500.00	023734	129.3		1,440.00	000100	7.6
	1,100.00	000100	5.0		1,440.00	024500	5.7
	1,500.00	000100	9.3		1,600.00	000100	5.6
Wtd. Avg. Base & Total Tons	585.65		143.6	Wtd. Avg. Base & Total Tons	1,600.00	011300	1.8
					1,332.87		25.9
Zinfandel	220.00	034600	1,531.2				
	250.00	000100	63.9	Moscato Gaillo *	800.00	000100	2.4
	250.00	007250	179.2		1,200.00	000100	2.5
	350.00	005600	7,335.5	Wtd. Avg. Base & Total Tons	1,004.08		4.9
	550.00	000100	138.4				
	1,100.00	023100	3.9	Muscat Blanc *	500.00	028400	3.1
	1,279.26	021000	1.6		800.00	000100	1.9
	1,400.00	000100	1.5		800.00	029500	2.1
	2,000.00	000100	4.0		1,200.00	000100	2.6
Wtd. Avg. Base & Total Tons	330.23		9,259.2	Wtd. Avg. Base & Total Tons	1,200.00	017600	3.2
					1,200.00	024500	1.5
DISTRICT 10							
RAISIN GRAPES							
Thompson Seedless	165.00	038300	246.7		1,250.00	000100	14.0
Wtd. Avg. Base & Total Tons	165.00		246.7		1,250.00	024500	2.9
					1,275.00	000100	2.0
					1,300.00	000100	1.0
					1,400.00	000100	3.1
				Wtd. Avg. Base & Total Tons	1,500.00	000100	1.4
					1,157.86		38.8
WINE GRAPES (WHITE)							
Albarino	1,200.00	000100	2.7	Muscat Orange	700.00	020900	10.6
Wtd. Avg. Base & Total Tons	1,200.00		2.7		700.00	021000	4.7
					1,000.00	000100	5.0
Chardonnay *	250.00	009100	36.6		1,250.00	000100	5.6
	500.00	000100	2.9		1,250.00	024500	1.9
	800.00	000100	62.9		1,300.00	000100	1.0
	800.00	013400	0.3		1,500.00	023400	0.5
	875.00	000100	5.4	Wtd. Avg. Base & Total Tons	926.11		29.3
	875.00	023000	5.4				
	900.00	000100	3.0	Pinot Blanc	1,200.00	000100	2.7
	900.00	023000	2.7	Wtd. Avg. Base & Total Tons	1,200.00		2.7
	1,000.00	000100	9.1				
	1,000.00	021000	38.6	Pinot Gris *	700.00	000100	0.7
	1,000.00	064800	1.8		700.00	021000	9.9
	1,084.01	000100	18.7		800.00	000100	5.8
	1,100.00	000100	14.1		1,000.00	017600	2.7
	1,100.00	011300	2.0		1,167.83	000100	13.4
	1,100.00	027500	1.0		1,200.00	000100	11.0
	1,127.00	000100	15.6		1,200.00	019500	6.3
	1,127.23	000100	6.3		1,300.00	000100	3.9
	1,150.00	021000	13.3		1,300.00	020800	8.8
	1,200.00	000100	24.9	Wtd. Avg. Base & Total Tons	1,300.00	025100	3.0
	1,200.00	020800	2.1		1,092.81		65.5
	1,200.00	021000	43.2				
	1,200.00	024500	2.0	Roussanne	143.31	000100	2.3
	1,250.00	024500	1.0		600.00	023000	4.8
	1,300.00	000100	3.7		1,100.00	030940	0.3
	1,300.00	024800	3.0		1,200.00	000100	2.2
	1,312.23	019200	105.2		1,200.00	024500	8.5
	1,400.00	000100	4.3		1,200.00	030940	0.2
	1,500.00	021500	4.0		1,400.00	000100	3.1
Wtd. Avg. Base & Total Tons	1,041.25		433.1		1,440.00	000100	3.4
					1,450.00	000100	5.8
Chenin Blanc	174.00	000100	7.2		1,500.00	000100	5.0
Wtd. Avg. Base & Total Tons	174.00		7.2		1,531.00	000100	2.6
					1,600.00	000100	3.2
Gewurztraminer	1,000.00	020800	0.6		1,600.00	011300	4.0
Wtd. Avg. Base & Total Tons	1,000.00		0.6		2,200.00	000100	2.0
Grenache Blanc	750.00	000100	1.9				

TABLE 8: BASE PRICE PAID TO GROWERS FOR GRAPES CRUSHED AND DELIVERED TO CALIFORNIA PROCESSORS FROM THE 2009 CROP WITH BRIX FACTORS AND PURCHASED TONNAGE, BY TYPE, VARIETY, REPORTING DISTRICT WHERE GROWN, AND WEIGHTED AVERAGE BASE PRICE.

District, Type, and Variety	Base Price	Brix	Tons	District, Type, and Variety	Base Price	Brix	Tons
	Per Ton	Factors			Per Ton	Factors	
	Dollars	Code a/			Dollars	Code a/	
DISTRICT 10 (Cont'd)							
Wtd. Avg. Base & Total Tons	1,300.97		47.4	White Riesling *	950.00	000100	181.7
				Wtd. Avg. Base & Total Tons	950.00		181.7
Sauvignon Blanc	472.50	016385	230.4	Other White b/	1,200.00	017600	3.2
	600.00	017200	10.8	Wtd. Avg. Base & Total Tons	1,200.00		3.2
	725.00	000100	23.6				
	800.00	000100	19.8	WINE GRAPES (RED)			
	900.00	000100	12.4	Aglianico	1,400.00	021000	1.5
	900.00	013400	9.9		1,500.00	017400	2.0
	946.08	000100	10.4	Wtd. Avg. Base & Total Tons	1,457.14		3.5
	1,000.00	000100	29.5				
	1,000.00	020800	0.3	Alicante Bouschet *	500.00	020600	2.0
	1,002.00	000100	11.9		700.00	013400	1.0
	1,050.00	011300	1.0		700.00	021000	1.6
	1,100.00	017600	4.5		800.00	000100	3.4
	1,100.00	018900	4.4		1,000.00	000100	1.1
	1,200.00	000100	29.0		1,151.77	000100	3.2
	1,300.00	000100	3.0		1,200.00	000100	3.0
	1,400.00	000100	2.9		1,200.00	017600	4.9
	1,500.00	000100	0.4		1,270.00	000100	1.3
Wtd. Avg. Base & Total Tons	678.20		404.2		1,450.00	000100	3.0
					1,450.00	046000	1.5
Semillon	800.00	000100	3.1	Wtd. Avg. Base & Total Tons	1,076.22		26.0
	800.00	013400	0.3				
	801.00	000100	7.8	Alvarelhao	800.00	021000	2.9
	1,000.00	021000	1.0		2,100.00	000100	1.5
	1,200.00	000100	1.0	Wtd. Avg. Base & Total Tons	1,243.18		4.4
Wtd. Avg. Base & Total Tons	846.05		13.2				
				Barbera	125.00	000100	13.2
Symphony	400.00	000100	42.8		500.00	000100	1.0
Wtd. Avg. Base & Total Tons	400.00		42.8		600.00	000100	10.5
					625.00	000100	5.3
Verdelho	800.00	000100	0.9		700.00	026900	10.7
	900.00	000100	1.0		800.00	000100	10.1
	1,200.00	000100	2.0		800.00	021000	35.8
	1,300.00	000100	5.9		990.00	013600	3.2
	1,400.00	000100	3.4		1,000.00	000100	10.1
Wtd. Avg. Base & Total Tons	1,246.21		13.2		1,000.00	014000	4.0
					1,000.00	017600	14.1
Vermentino *	750.00	000100	2.9		1,000.00	024500	5.4
	1,400.00	000100	0.5		1,000.00	030680	1.9
	1,500.00	000100	2.1		1,100.00	000100	10.2
Wtd. Avg. Base & Total Tons	1,095.45		5.5		1,100.00	022900	2.0
					1,150.00	000100	2.9
Viognier	700.00	021000	18.8		1,175.00	000100	0.9
	800.00	000100	2.7		1,200.00	000100	128.6
	1,000.00	000100	4.7		1,200.00	017200	1.0
	1,000.00	024500	2.2		1,200.00	017400	2.5
	1,100.00	000100	1.0		1,200.00	021000	9.9
	1,100.00	027800	1.9		1,200.00	023000	3.6
	1,150.00	000100	3.0		1,218.93	000100	4.1
	1,157.98	000100	11.5		1,220.00	029125	5.0
	1,200.00	000100	9.5		1,242.00	000100	0.5
	1,200.00	023000	2.1		1,243.00	000100	4.5
	1,250.00	000100	13.0		1,250.00	000100	10.0
	1,300.00	000100	3.9		1,250.00	021200	3.2
	1,300.00	017200	5.0		1,273.00	000100	8.2
	1,400.00	000100	21.3		1,300.00	000100	5.1
	1,400.00	019600	1.9		1,320.07	000100	29.5
	1,400.00	070608	4.8		1,400.00	000100	70.0
	1,440.00	000100	2.2		1,400.00	017400	6.0
	1,440.00	024500	3.6		1,400.00	021000	1.6
	1,450.00	000100	4.8		1,400.00	021800	4.8
	1,471.00	000100	3.7		1,400.00	023100	2.5
	1,500.00	000100	14.4		1,400.00	024500	5.4
	1,500.00	013600	1.1		1,400.00	024600	35.5
	1,500.00	024500	7.4		1,400.00	024800	3.1
	1,550.00	000100	3.0		1,450.00	000100	49.8
	1,600.00	000100	5.7		1,450.00	021000	2.2
	1,800.00	000100	2.2		1,450.00	024500	8.3
	2,000.00	000100	0.8		1,450.00	025400	10.4
	3,030.00	000100	0.4		1,450.00	027600	3.0
Wtd. Avg. Base & Total Tons	1,269.24		156.6				

TABLE 8: BASE PRICE PAID TO GROWERS FOR GRAPES CRUSHED AND DELIVERED TO CALIFORNIA PROCESSORS FROM THE 2009 CROP WITH BRIX FACTORS AND PURCHASED TONNAGE, BY TYPE, VARIETY, REPORTING DISTRICT WHERE GROWN, AND WEIGHTED AVERAGE BASE PRICE.

District, Type, and Variety	Base Price	Brix	Tons	District, Type, and Variety	Base Price	Brix	Tons
	Per Ton	Factors			Per Ton	Factors	
	Dollars	Code a/			Dollars	Code a/	
DISTRICT 10 (Cont'd)							
Barbera (Cont'd)	1,450.00	028000	2.2		1,194.76	000100	1.5
	1,450.00	029200	2.8		1,195.00	000100	28.4
	1,450.00	070555	3.8		1,200.00	000100	45.5
	1,495.00	000100	20.9		1,200.00	017200	2.0
	1,500.00	000100	5.5		1,200.00	017600	7.0
	1,500.00	025400	4.0		1,200.00	020800	1.0
	1,600.00	000100	8.5		1,200.00	024500	4.3
	1,600.00	027800	4.5		1,200.00	030325	0.7
	1,620.00	000100	1.0		1,250.00	000100	28.0
Wtd. Avg. Base & Total Tons	1,215.72		612.8		1,250.00	023100	2.0
					1,300.00	013600	2.0
					1,300.00	021000	3.4
Cabernet Franc	100.00	022900	0.8		1,300.00	021500	4.4
	300.00	024300	1.9		1,300.00	027600	1.7
	750.00	023000	13.0		1,345.34	019400	131.9
	800.00	000100	39.0		1,375.00	000100	8.0
	950.00	024300	6.0		1,400.00	000100	13.3
	1,000.00	013600	2.0		1,400.00	021000	28.2
	1,000.00	020600	1.9		1,400.00	027800	7.0
	1,000.00	020800	0.3		1,454.00	000100	2.2
	1,000.00	021000	4.3		1,463.00	000100	4.1
	1,000.00	027850	3.0		1,500.00	000100	492.9
	1,020.00	000100	1.8		1,500.00	021200	2.0
	1,100.00	000100	6.1		1,500.00	023000	22.8
	1,150.00	000100	55.7		1,600.00	000100	1.0
	1,150.00	017400	3.5		1,600.00	027800	17.5
	1,151.58	000100	5.7		1,700.00	000100	4.3
	1,158.91	000100	0.9		1,800.00	000100	0.5
	1,200.00	000100	3.7		1,800.00	021000	2.2
	1,200.00	020800	2.0		2,200.00	027800	2.3
	1,200.00	021200	3.0	Wtd. Avg. Base & Total Tons	1,150.83		1,443.2
	1,250.00	000100	13.1				
	1,350.00	020800	2.0	Carignane	900.00	000100	2.5
	1,400.00	000100	8.0		1,159.42	000100	2.8
	1,400.00	013400	1.0		1,400.00	000100	2.3
	1,400.00	027850	7.0		1,500.00	000100	7.5
	1,450.00	000100	4.1	Wtd. Avg. Base & Total Tons	1,322.28		15.1
	1,450.00	027500	1.0				
	1,500.00	000100	21.7	Carmenere	1,000.00	000100	0.4
	1,500.00	021000	15.3	Wtd. Avg. Base & Total Tons	1,000.00		0.4
	1,500.00	021200	2.1				
	1,600.00	000100	4.6	Charbono	1,000.00	017600	2.2
Wtd. Avg. Base & Total Tons	1,144.36		234.5		1,200.00	017600	4.0
					1,362.30	000100	2.0
					1,362.36	000100	1.2
Cabernet Sauvignon	250.00	009100	53.3		1,400.00	013400	1.0
	500.00	016900	172.3		1,400.00	020800	0.8
	500.00	017600	7.6	Wtd. Avg. Base & Total Tons	1,239.24		11.2
	500.00	024500	3.2				
	700.00	000100	4.9	Cinsaut *	1,056.00	000100	0.6
	700.00	017600	5.8		1,200.00	000100	3.3
	750.00	017600	11.1	Wtd. Avg. Base & Total Tons	1,177.85		3.9
	750.00	023000	2.0				
	800.00	000100	47.8	Counoise	1,600.00	016300	0.8
	800.00	017200	42.0	Wtd. Avg. Base & Total Tons	1,600.00		0.8
	800.00	017800	24.1				
	800.00	024300	1.0	Dolcetto	1,000.00	000100	3.2
	800.00	027800	8.9		1,400.00	000100	1.0
	800.00	030325	3.9		1,400.00	017400	1.5
	825.00	023000	6.1		1,500.00	021000	3.5
	875.00	000100	0.7		1,500.00	021600	1.4
	875.00	023000	3.8		1,550.00	000100	1.1
	900.00	000100	14.2		1,800.00	021000	4.0
	900.00	069900	2.3	Wtd. Avg. Base & Total Tons	1,462.10		15.7
	935.00	000100	0.9				
	1,000.00	000100	80.0	Gamay (Napa) *	1,500.00	000100	0.6
	1,000.00	017200	5.0	Wtd. Avg. Base & Total Tons	1,500.00		0.6
	1,000.00	021000	9.1				
	1,020.00	000100	9.9	Gamay Noir Au Jus Blanc	1,500.00	000100	16.5
	1,100.00	000100	21.1	Wtd. Avg. Base & Total Tons	1,500.00		16.5
	1,100.00	017400	3.5				
	1,100.00	024500	7.0	Graciano	1,000.00	000100	4.5
	1,179.32	000100	4.7		1,200.00	000100	4.1
	1,185.56	000100	14.9				

TABLE 8: BASE PRICE PAID TO GROWERS FOR GRAPES CRUSHED AND DELIVERED TO CALIFORNIA PROCESSORS FROM THE 2009 CROP WITH BRIX FACTORS AND PURCHASED TONNAGE, BY TYPE, VARIETY, REPORTING DISTRICT WHERE GROWN, AND WEIGHTED AVERAGE BASE PRICE.

District, Type, and Variety	Base Price	Brix	Tons	District, Type, and Variety	Base Price	Brix	Tons
	Per Ton	Factors			Per Ton	Factors	
	Dollars	Code a/			Dollars	Code a/	
DISTRICT 10 (Cont'd)					1,800.00	016300	3.7
Graciano (Cont'd)	1,500.00	000100	3.0		1,850.00	024300	4.6
Wtd. Avg. Base & Total Tons	1,200.00		11.6		2,875.00	000100	0.7
				Wtd. Avg. Base & Total Tons	1,378.71		116.2
Grenache *	143.31	000100	9.5				
	1,000.00	000100	2.3	Merlot	300.00	029050	1.2
	1,000.00	024500	6.4		500.00	024500	1.0
	1,100.00	069900	0.5		606.00	000100	3.3
	1,200.00	000100	18.7		800.00	000100	44.6
	1,200.00	017400	1.5		800.00	017000	16.3
	1,200.00	017600	4.7		850.00	000100	9.2
	1,345.63	024800	2.6		875.00	000100	11.4
	1,400.00	000100	23.1		950.00	029050	24.3
	1,500.00	000100	8.3		990.08	000100	2.9
	1,500.00	021000	3.4		992.65	000100	10.4
	1,500.00	027800	1.0		999.00	000100	18.5
	1,525.00	000100	2.7		1,000.00	000100	236.5
	1,600.00	000100	21.9		1,000.00	002100	2.9
	1,600.00	024500	10.3		1,000.00	017000	5.0
	1,600.00	027800	2.0		1,000.00	021000	11.4
	1,650.00	000100	4.2		1,000.00	024500	2.6
	1,700.00	000100	12.4		1,001.01	024300	4.0
	1,700.00	016300	2.0		1,020.00	000100	10.1
	1,700.00	024500	0.9		1,100.00	000100	2.3
	1,800.00	000100	8.5		1,185.30	019400	140.6
	3,158.00	000100	1.3		1,200.00	000100	1.8
Wtd. Avg. Base & Total Tons	1,393.81		148.2		1,200.00	013600	2.0
					1,200.00	017600	3.0
Malbec	800.00	000100	1.6		1,200.00	020800	1.0
	800.00	021200	0.5		1,250.00	000100	4.5
	1,000.00	024800	2.0		1,250.00	021000	4.5
	1,100.00	000100	1.8		1,350.00	000100	23.5
	1,200.00	000100	0.3		1,400.00	000100	6.9
	1,200.00	017600	5.9		1,400.00	021000	18.3
	1,400.00	000100	0.6		1,400.00	022900	2.5
	1,400.00	017400	3.0		1,400.00	024800	3.8
	1,400.00	024500	1.0		1,400.00	025100	2.0
	1,400.00	027500	5.5		1,400.00	028000	7.0
	1,440.00	000100	0.6		1,500.00	000100	36.9
	1,500.00	000100	5.5	Wtd. Avg. Base & Total Tons	1,080.17		676.2
	1,533.60	000100	4.9				
	1,545.00	027800	3.0	Mission	800.00	019600	4.2
	1,600.00	027800	2.1		3,000.00	000100	5.0
	1,680.00	000100	2.0	Wtd. Avg. Base & Total Tons	1,995.65		9.2
	1,700.00	000100	20.8				
	1,800.00	027600	2.0	Muscat Hamburg *	1,286.48	000100	5.6
	1,880.00	000100	1.1		1,500.00	028100	1.5
	2,250.00	000100	1.3	Wtd. Avg. Base & Total Tons	1,331.59		7.1
Wtd. Avg. Base & Total Tons	1,514.15		65.5				
				Nebbiolo	800.00	000100	1.1
Mataro *	800.00	000100	4.0		1,100.00	000100	1.8
	800.00	021000	3.5		1,400.00	013400	1.0
	1,000.00	000100	1.2		1,500.00	017400	3.0
	1,000.00	024500	10.2		1,620.00	000100	3.6
	1,000.00	027800	1.2		2,500.00	021000	1.9
	1,200.00	000100	4.2	Wtd. Avg. Base & Total Tons	1,559.84		12.4
	1,200.00	017200	3.0				
	1,200.00	020800	11.9	Petit Verdot	800.00	000100	1.9
	1,200.00	024500	2.0		1,000.00	000100	4.4
	1,275.00	000100	1.4		1,020.00	000100	2.7
	1,300.00	069900	7.5		1,450.00	024500	0.8
	1,316.81	020800	1.9		1,479.35	000100	0.3
	1,326.69	000100	1.0		1,490.00	000100	0.9
	1,400.00	000100	5.2		1,500.00	000100	61.0
	1,450.00	000100	5.5		1,500.00	017400	0.8
	1,500.00	000100	13.0		1,600.00	027600	2.0
	1,500.00	017400	1.5		1,600.00	027800	3.0
	1,500.00	021000	3.5		1,700.00	000100	3.4
	1,500.00	027800	2.0		2,250.00	000100	1.3
	1,600.00	000100	5.0	Wtd. Avg. Base & Total Tons	1,466.96		82.5
	1,600.00	021600	5.8				
	1,650.00	000100	10.2	Petite Sirah	185.00	023000	9.0
	1,750.00	027800	2.5		435.00	023000	5.4

TABLE 8: BASE PRICE PAID TO GROWERS FOR GRAPES CRUSHED AND DELIVERED TO CALIFORNIA PROCESSORS FROM THE 2009 CROP WITH BRIX FACTORS AND PURCHASED TONNAGE, BY TYPE, VARIETY, REPORTING DISTRICT WHERE GROWN, AND WEIGHTED AVERAGE BASE PRICE.

District, Type, and Variety	Base Price	Brix	Tons	District, Type, and Variety	Base Price	Brix	Tons
	Per Ton	Factors			Per Ton	Factors	
	Dollars	Code a/			Dollars	Code a/	
DISTRICT 10 (Cont'd)							
Petite Sirah (Cont'd)	500.00	000100	3.6		1,250.00	000100	4.5
	500.00	017600	5.4		1,300.00	000100	9.3
	750.00	000100	9.3		1,400.00	000100	11.2
	750.00	017600	2.6		1,400.00	024500	6.4
	800.00	000100	17.8		1,400.00	024800	10.0
	800.00	002800	0.5	Wtd. Avg. Base & Total Tons	1,500.00	000100	7.1
	800.00	021000	1.3		1,090.13		127.2
	900.00	000100	1.8	Sangiovese *	750.00	000100	4.9
	1,000.00	000100	7.5		800.00	017000	12.5
	1,000.00	017600	4.2		811.00	025100	9.1
	1,000.00	021000	1.0		900.00	000100	12.6
	1,000.00	024500	2.0		914.66	000100	9.3
	1,000.00	027600	0.5		1,000.00	000100	13.7
	1,100.00	000100	6.5		1,000.00	014000	2.0
	1,200.00	000100	77.1		1,100.00	000100	3.3
	1,200.00	017600	3.0		1,100.00	023100	2.0
	1,200.00	023100	3.3		1,100.00	024500	2.0
	1,250.00	000100	26.1		1,200.00	017400	2.0
	1,250.00	017400	1.0		1,200.00	024500	1.3
	1,300.00	000100	2.3		1,254.88	000100	3.7
	1,350.00	000100	1.1		1,262.00	000100	7.7
	1,362.63	000100	27.1		1,300.00	022900	5.4
	1,399.49	000100	4.5		1,300.00	024500	4.6
	1,400.00	000100	46.8		1,312.49	000100	4.4
	1,400.00	013600	2.1		1,324.00	000100	7.0
	1,400.00	024500	1.9		1,330.97	000100	22.5
	1,402.00	000100	5.6		1,400.00	017400	3.0
	1,402.20	000100	11.3		1,400.00	020600	4.3
	1,431.00	000100	11.8		1,400.00	027600	3.0
	1,431.22	000100	2.5		1,450.00	000100	2.0
	1,450.00	000100	5.1		1,450.00	024500	5.9
	1,450.00	017400	2.5		1,450.00	025100	1.0
	1,450.00	069900	1.5		1,475.00	027800	2.4
	1,500.00	000100	51.9		1,500.00	000100	1.2
	1,500.00	021800	3.0		1,500.00	021200	1.9
	1,500.00	024500	11.7		1,600.00	000100	5.0
	1,500.00	024600	8.3		1,600.00	017400	3.0
	1,575.00	000100	2.7		1,841.73	000100	2.0
	1,600.00	000100	19.4	Wtd. Avg. Base & Total Tons	1,171.46		164.7
	1,800.00	000100	8.0	Souzao	800.00	021000	2.7
	1,800.00	070551	3.5		900.00	000100	1.8
	2,200.00	000100	0.3		1,100.00	000100	0.8
	2,400.00	018000	0.6		1,200.00	000100	0.7
Wtd. Avg. Base & Total Tons	1,266.87		424.4		1,500.00	018100	0.7
					2,100.00	000100	0.6
Pinot Noir	700.00	000100	1.6	Wtd. Avg. Base & Total Tons	1,069.86		7.3
	800.00	000100	2.4				
	964.49	000100	1.1	Syrah *	170.00	023100	5.0
	1,000.00	000100	0.7		500.00	000100	3.5
	1,200.00	000100	3.3		700.00	024400	20.0
	1,200.00	020800	1.5		750.00	000100	5.8
	1,300.00	024500	4.0		750.00	017600	2.8
	1,500.00	020600	4.6		756.00	023000	8.0
	1,600.00	027800	2.4		800.00	000100	22.2
	2,600.00	000100	5.3		800.00	021000	18.1
	2,700.00	000100	9.5		850.00	000100	2.8
Wtd. Avg. Base & Total Tons	1,811.29		36.4		900.00	000100	13.0
					1,000.00	000100	33.3
Pinotage	1,100.00	000100	3.0		1,000.00	014000	0.8
	1,300.00	017600	2.1		1,000.00	017000	5.0
	1,500.00	000100	1.5		1,000.00	024500	15.3
	1,500.00	017400	4.0		1,100.00	000100	70.1
	1,500.00	024800	2.0		1,100.00	023100	5.3
Wtd. Avg. Base & Total Tons	1,371.43		12.6		1,100.00	024500	2.8
					1,200.00	000100	139.6
Primitivo	800.00	021000	46.8		1,200.00	017200	3.0
	800.00	021200	3.1		1,200.00	021000	2.0
	1,000.00	000100	5.4		1,200.00	024500	7.9
	1,000.00	017600	5.9		1,220.05	000100	19.3
	1,100.00	000100	5.6		1,220.05	020800	1.5
	1,200.00	000100	7.8		1,221.72	000100	0.8
	1,200.00	025100	4.1				

TABLE 8: BASE PRICE PAID TO GROWERS FOR GRAPES CRUSHED AND DELIVERED TO CALIFORNIA PROCESSORS FROM THE 2009 CROP WITH BRIX FACTORS AND PURCHASED TONNAGE, BY TYPE, VARIETY, REPORTING DISTRICT WHERE GROWN, AND WEIGHTED AVERAGE BASE PRICE.

District, Type, and Variety	Base Price	Brix	Tons	District, Type, and Variety	Base Price	Brix	Tons
	Per Ton	Factors			Per Ton	Factors	
	Dollars	Code a/			Dollars	Code a/	
DISTRICT 10 (Cont'd)							
Syrah * (Cont'd)	1,221.73	000100	3.9	Touriga Nacional *	800.00	021000	2.5
	1,240.35	019400	101.2		900.00	000100	5.8
	1,245.00	000100	58.9		1,200.00	000100	0.3
	1,245.40	000100	2.5		1,250.00	000100	1.7
	1,250.00	000100	46.7		1,300.00	000100	2.5
	1,250.00	017200	1.0		1,400.00	000100	0.5
	1,300.00	000100	3.1		1,433.00	000100	4.0
	1,300.00	070608	3.5		2,100.00	000100	2.5
	1,400.00	000100	13.9	Wtd. Avg. Base & Total Tons	1,244.29		19.8
	1,400.00	024600	37.3	Trousseau *	800.00	021000	1.9
	1,400.00	025100	3.3		2,100.00	000100	0.5
	1,440.00	000100	11.7	Wtd. Avg. Base & Total Tons	1,070.83		2.4
	1,450.00	000100	5.0	Zinfandel	125.00	000100	5.4
	1,500.00	000100	28.9		185.00	023000	10.0
	1,500.00	017200	39.5		200.00	000100	4.0
	1,500.00	017400	6.0		300.00	000100	27.0
	1,500.00	024500	55.4		350.00	000100	86.0
	1,500.00	027800	5.5		350.00	007000	695.4
	1,500.00	028850	1.5		500.00	000100	11.1
	1,600.00	000100	13.0		500.00	017600	24.0
	1,650.00	000100	1.1		500.00	023000	7.0
	1,700.00	000100	15.7		500.00	024500	5.1
	1,800.00	000100	20.7		550.00	000100	20.0
	1,800.00	021500	11.3		600.00	000100	194.9
	1,900.00	016300	1.9		600.00	010700	92.8
	2,000.00	024500	11.1		600.00	023000	10.1
	2,200.00	016300	3.2		600.00	025300	4.0
	2,400.00	000100	1.9		700.00	000100	25.1
	5,100.00	000100	6.1		700.00	020900	20.4
Wtd. Avg. Base & Total Tons	1,280.10		922.7		700.00	024400	4.6
Tannat	1,600.00	000100	2.2		700.00	024500	146.1
Wtd. Avg. Base & Total Tons	1,600.00		2.2		750.00	000100	53.0
Tempranillo *	300.00	024300	1.1		775.00	023000	10.0
	600.00	000100	0.5		800.00	000100	52.5
	800.00	000100	6.8		800.00	018340	83.0
	800.00	021000	16.7		800.00	021000	141.3
	1,000.00	000100	0.8		800.00	024400	33.9
	1,000.00	020800	0.6		850.00	000100	5.0
	1,100.00	000100	5.0		875.00	000100	8.7
	1,100.00	025100	3.3		900.00	000100	4.4
	1,175.00	000100	3.8		900.00	017400	2.0
	1,175.00	013600	1.9		900.00	024500	78.6
	1,200.00	000100	11.5		900.00	024800	2.2
	1,200.00	024500	0.8		935.00	000100	2.1
	1,200.00	027500	4.3		950.00	000100	4.0
	1,200.00	028100	4.0		1,000.00	000100	112.6
	1,200.00	029050	1.3		1,000.00	013800	2.0
	1,250.00	017600	4.9		1,000.00	021000	24.0
	1,260.00	000100	2.0		1,000.00	021500	2.0
	1,300.00	000100	7.7		1,000.00	024300	2.9
	1,400.00	000100	5.3		1,000.00	024500	4.9
	1,500.00	000100	18.8		1,000.00	027600	10.0
	1,600.00	000100	2.0		1,000.00	030680	4.3
	1,600.00	027800	3.0		1,000.00	070652	15.3
	1,700.00	000100	7.5		1,038.00	000100	23.8
	1,800.00	000100	6.8		1,038.00	024600	23.8
	2,100.00	000100	0.2		1,070.00	013600	6.1
					1,074.94	000100	148.0
Wtd. Avg. Base & Total Tons	1,248.94		120.6		1,088.96	000100	2.0
					1,099.93	000100	13.9
					1,100.00	000100	48.2
					1,100.00	024500	34.8
					1,100.41	000100	42.8
					1,103.50	000100	6.0
					1,150.00	024500	3.5
					1,175.00	000100	1.8
					1,200.00	000100	1,234.0
					1,200.00	020600	3.9
					1,200.00	021000	2.1
Wtd. Avg. Base & Total Tons	1,203.10		12.9		1,200.00	024500	4.6
					1,250.00	000100	157.1

TABLE 8: BASE PRICE PAID TO GROWERS FOR GRAPES CRUSHED AND DELIVERED TO CALIFORNIA PROCESSORS FROM THE 2009 CROP WITH BRIX FACTORS AND PURCHASED TONNAGE, BY TYPE, VARIETY, REPORTING DISTRICT WHERE GROWN, AND WEIGHTED AVERAGE BASE PRICE.

District, Type, and Variety	Base Price	Brix	Tons	District, Type, and Variety	Base Price	Brix	Tons
	Per Ton	Factors			Per Ton	Factors	
	Dollars	Code a/			Dollars	Code a/	
DISTRICT 10 (Cont'd)				Chardonnay *			
Zinfandel (Cont'd)	1,250.00	021200	5.4		6.00 c/	032200	125.0
	1,250.00	027600	15.2		150.00	000100	1,136.8
	1,266.00	025100	8.3		165.00	000100	2,372.4
	1,288.29	000100	45.6		165.00	004480	6,346.2
	1,300.00	000100	553.5		165.00	015300	148.8
	1,300.00	024500	9.4		165.00	015500	779.6
	1,315.00	000100	9.1		175.00	038300	62.5
	1,321.84	000100	400.2		175.00	000100	566.1
	1,350.00	000100	5.3		175.00	001700	76.0
	1,350.00	021200	3.1		175.00	002200	3,666.7
	1,400.00	000100	83.2		175.00	038300	3,449.5
	1,400.00	017400	3.0		175.00	046000	50.8
	1,400.00	023100	3.3		185.00	000100	3,467.6
	1,400.00	024500	24.2		200.00	000100	802.0
	1,414.27	027600	5.1		200.00	009100	55.0
	1,430.00	024500	4.3		225.00	002000	2,170.2
	1,430.00	027100	5.0		225.00	002200	568.4
	1,440.00	000100	15.0		225.00	002300	28.2
	1,450.00	000100	12.0		225.00	020700	829.2
	1,450.00	027800	3.7		250.00	000100	393.3
	1,450.00	070545	4.0		250.00	009100	138.0
	1,470.00	000100	23.4		275.00	000100	508.5
	1,494.00	000100	4.2		300.00	000100	318.7
	1,500.00	000100	191.8		325.00	000100	722.2
	1,500.00	017600	4.0		325.00	009100	196.6
	1,500.00	018340	84.3		350.00	000100	1,194.4
	1,500.00	021000	2.3		350.00	004200	16.9
	1,500.00	024500	17.5		350.00	046000	176.6
	1,500.00	025100	3.3		375.00	000100	1,268.4
	1,500.00	027800	4.0		400.00	000100	477.8
	1,550.00	000100	76.3		400.00	009100	192.1
	1,600.00	000100	1.1		425.00	000100	2,831.7
	1,600.00	024500	31.1		425.00	015500	1,988.2
	1,600.00	025100	24.2		445.00	002000	1,964.2
	1,648.00	000100	28.8		450.00	000100	32,726.3
	1,650.00	000100	5.3		450.00	002000	16,035.3
	1,700.00	000100	21.6		450.00	015500	749.6
	1,700.00	025650	7.1		450.00	015900	754.8
	1,800.00	000100	45.0		450.00	017200	6.0
	1,850.00	000100	31.4		450.00	062800	1,650.0
	1,900.00	000100	9.1		475.00	004480	9,815.5
	2,000.00	000100	90.1		491.17	017000	3,536.9
	2,200.00	000100	3.5		491.17	046000	396.2
	2,200.00	018000	2.3		495.17	000100	1,615.2
	2,237.76	000100	1.4		495.17	017000	398.0
	2,400.00	000100	4.2		500.00	000100	10,927.0
	2,400.00	024600	73.5		500.00	002000	6,397.2
	2,562.79	024500	19.5		500.00	002200	2,676.7
	2,800.00	000100	8.8		500.00	002300	100.0
Wtd. Avg. Base & Total Tons	1,081.10		5,845.1		500.00	004480	4,717.2
					500.00	013400	3.7
Other Red b/	1,100.00	000100	0.8		500.00	013800	61.3
	1,200.00	000100	5.4		500.00	015500	559.9
	1,300.00	000100	6.2		500.00	017400	781.7
	2,100.00	000100	0.1		500.00	046000	4,045.7
Wtd. Avg. Base & Total Tons	1,250.40		12.5		500.00	058790	117.3
					505.13	004480	2,209.7
DISTRICT 11					525.00	000100	1,747.5
TABLE GRAPES					525.00	004480	12,520.3
Flame Tokay	175.00	000100	335.5		533.19	004480	559.5
	200.00	000100	743.9		545.00	000100	321.4
	200.00	000300	28.9		550.00	000100	1,031.9
Wtd. Avg. Base & Total Tons	192.43		1,108.3		550.00	017200	52.0
					551.25	004480	656.6
WINE GRAPES (WHITE)					575.00	000100	245.8
Burger *	6.00 c/	032200	61.7		575.00	017400	289.4
	150.00	009100	234.1		577.50	004480	650.0
	200.00	000100	110.6		600.00	000100	932.8
	200.45	004900	3,065.7		600.00	004480	732.2
	250.00	009100	16.9		600.00	017400	1,088.4
Wtd. Avg. Base & Total Tons	197.23 d/		3,489.0		600.00	017800	358.6
					622.50	004480	4,024.9

TABLE 8: BASE PRICE PAID TO GROWERS FOR GRAPES CRUSHED AND DELIVERED TO CALIFORNIA PROCESSORS FROM THE 2009 CROP WITH BRIX FACTORS AND PURCHASED TONNAGE, BY TYPE, VARIETY, REPORTING DISTRICT WHERE GROWN, AND WEIGHTED AVERAGE BASE PRICE.

District, Type, and Variety	Base Price	Brix	Tons	District, Type, and Variety	Base Price	Brix	Tons
	Per Ton	Factors			Per Ton	Factors	
	Dollars	Code a/			Dollars	Code a/	
DISTRICT 11 (Cont'd)					300.00	009100	22.8
Chardonnay * (Cont'd)	625.00	000100	251.1		350.00	009100	441.8
	695.01	000100	967.5		475.00	009100	13.1
	700.00	017400	4.1	Wtd. Avg. Base & Total Tons	343.47		560.9
	800.00	020800	5.9				
	1,000.00	000100	0.5	Pinot Gris *	300.00	000100	222.3
	1,100.00	000100	23.3		300.00	008310	283.3
Wtd. Avg. Base & Total Tons	433.39 d/		166,946.0		300.00	013100	337.6
					300.00	041700	75.7
Chenin Blanc	250.00	009100	49.7		400.00	001300	169.7
	275.00	000100	3,364.8		400.00	009100	14.2
	275.00	009100	0.2		400.00	010650	1,569.4
	292.00	009100	188.7		400.00	013100	87.3
	450.00	000100	178.2		450.00	000100	403.1
	720.00	013600	1.3		450.00	041700	258.6
Wtd. Avg. Base & Total Tons	283.92		3,782.9		500.00	000100	13,542.2
					500.00	010650	2,544.6
Emerald Riesling	550.00	009100	31.0		500.00	013600	733.4
Wtd. Avg. Base & Total Tons	550.00		31.0		550.00	000100	764.1
					550.00	001300	3,494.8
French Colombard	200.00	009100	155.7		550.00	041700	464.9
	225.00	007600	100.2		566.01	000100	1,097.4
	250.00	010570	804.4		566.01	041700	1,312.4
	266.87	007600	294.6		599.49	000100	621.7
	275.00	000100	3,343.6		600.00	000100	1,011.6
	295.00	009100	323.2		600.00	008310	4,654.0
	300.00	038700	297.6		600.00	017000	212.3
	500.00	000100	31.4		600.00	041700	2,987.1
Wtd. Avg. Base & Total Tons	271.59		5,350.7		600.00	055310	258.6
					625.00	008310	94.4
Gewurztraminer	444.28	000100	89.9		625.00	017200	38.4
	600.00	009100	136.9		630.00	008310	942.3
	625.00	000100	122.0		635.57	008310	97.9
Wtd. Avg. Base & Total Tons	568.61		348.8		635.58	008310	311.6
					650.00	000100	1,380.0
Grenache Blanc	500.00	000100	24.4		650.00	039730	98.0
	800.00	020800	1.0		650.00	041700	534.1
	1,100.00	000100	0.7		675.00	017200	142.1
Wtd. Avg. Base & Total Tons	527.59		26.1		675.00	041700	183.7
					700.00	000100	752.1
Malvasia Bianca	300.00	000100	401.4		700.00	008310	94.4
	300.00	000800	662.9		700.00	013100	255.6
	310.00	001000	694.1		700.00	041700	579.4
	350.00	001000	687.8		725.00	000100	354.1
	350.00	041700	304.3		750.00	000100	25.6
Wtd. Avg. Base & Total Tons	320.56		2,750.5		750.00	014100	1.4
					850.00	008310	420.5
Marsanne	250.00	009100	20.3		875.00	008310	69.4
	350.00	009100	28.3		900.00	000100	35.6
	600.00	019785	75.6	Wtd. Avg. Base & Total Tons	548.98		43,530.9
	1,200.00	000100	4.0				
Wtd. Avg. Base & Total Tons	508.11		128.2	Roussanne	200.00	009100	8.3
					1,000.00	000100	6.7
Moscato Gaillo *	750.00	000100	6.7		1,000.00	017800	4.0
	750.00	013100	4.4		1,200.00	000100	5.3
Wtd. Avg. Base & Total Tons	750.00		11.1		1,440.00	020800	2.6
				Wtd. Avg. Base & Total Tons	835.09		26.9
Muscat Blanc *	300.00	000100	82.4				
	450.00	015900	229.9	Sauvignon Blanc	150.00	000100	298.7
	500.00	000100	43.1		175.00	000100	211.5
	550.00	016600	128.7		175.00	038300	519.9
	1,000.00	000100	3.3		185.00	000100	739.5
Wtd. Avg. Base & Total Tons	459.19		487.4		200.00	000100	25.1
					200.00	009100	105.8
Muscat Orange	300.00	000100	43.0		250.00	000100	1,125.4
	350.00	009100	25.0		267.00	009100	129.1
	400.00	014740	7.7		300.00	000100	70.8
	500.00	014740	263.2		300.00	015150	478.8
	550.00	000100	44.9		325.00	000100	2,199.4
	550.00	014740	151.6		350.00	000100	81.2
Wtd. Avg. Base & Total Tons	493.85		535.4		360.00	001000	1,045.0
					375.00	000100	14.3
Muscat of Alexandria	300.00	000100	83.2		375.00	009100	171.6

TABLE 8: BASE PRICE PAID TO GROWERS FOR GRAPES CRUSHED AND DELIVERED TO CALIFORNIA PROCESSORS FROM THE 2009 CROP WITH BRIX FACTORS AND PURCHASED TONNAGE, BY TYPE, VARIETY, REPORTING DISTRICT WHERE GROWN, AND WEIGHTED AVERAGE BASE PRICE.

District, Type, and Variety	Base Price	Brix	Tons	District, Type, and Variety	Base Price	Brix	Tons
	Per Ton	Factors			Per Ton	Factors	
	Dollars	Code a/			Dollars	Code a/	
DISTRICT 11 (Cont'd)							
Sauvignon Blanc (Cont'd)	400.00	000100	2,171.8		225.00	002300	94.4
	425.00	000100	2,025.8		225.00	002600	56.3
	425.00	013100	4.0		250.00	000100	137.6
	447.90	000100	285.3		300.00	000100	777.3
	450.00	000100	1,641.1		300.00	025100	63.4
	450.00	008750	3,192.6		400.00	002600	110.5
	450.00	042440	163.4		400.00	016750	5.8
	472.50	000100	521.5		450.00	000100	576.8
	472.50	008750	2,011.9		500.00	000100	173.6
	495.16	008750	1,079.5		500.00	067415	34.4
	495.18	008750	145.1		500.00	069479	1,010.6
	500.00	000100	215.3		500.00	069625	232.0
	500.00	008750	2,163.2		500.00	069650	825.5
	500.00	011100	819.0		500.00	069655	344.9
	525.00	000100	394.3		500.00	070541	49.3
	550.00	000100	314.3		540.00	066153	1,450.0
	550.00	015900	47.5		550.00	000100	628.9
	560.00	000100	196.6		550.00	067410	265.7
	600.00	019200	72.7		550.00	069479	125.0
	650.00	000100	14.8		550.00	069655	612.6
	700.00	000100	75.0		600.00	016750	553.6
	800.00	017200	26.1		600.00	068300	440.2
Wtd. Avg. Base & Total Tons	409.66		24,796.9		610.00	000100	256.9
					613.60	068300	149.3
					630.00	016750	501.6
Semillon	6.00 c/	032200	51.9		800.00	000100	43.7
	175.00	010900	9.1		800.00	014100	8.4
	175.00	042300	25.2		800.00	017800	130.0
	200.00	009100	51.6		800.00	030950	4.6
	385.00	042300	545.0		1,000.00	000100	5.1
	400.00	008330	328.4		1,000.00	017400	5.1
	420.00	008330	346.0		1,100.00	000100	3.3
	475.00	000100	162.8		1,200.00	025650	99.2
	500.00	008330	225.2	Wtd. Avg. Base & Total Tons	501.84		10,329.7
Wtd. Avg. Base & Total Tons	409.12 d/		1,745.2				
				White Riesling *	275.00	009100	90.4
					500.00	001000	596.9
					500.00	038205	256.7
					500.00	038215	216.1
					600.00	000100	37.2
					625.00	000100	95.4
					650.00	014655	134.0
					700.00	000100	34.3
Wtd. Avg. Base & Total Tons	306.94		2,708.1	Wtd. Avg. Base & Total Tons	515.24		1,461.0
				Other White b/	149.50	000100	143.9
					175.00	045600	79.0
					185.00	000100	168.2
					275.00	009100	10.2
					1,100.00	000100	5.0
					1,200.00	013000	5.0
Wtd. Avg. Base & Total Tons	1,088.48		19.1	Wtd. Avg. Base & Total Tons	196.35		411.3
				WINE GRAPES (RED)			
				Alicante Bouschet *	175.00	009100	39.3
					200.00	000100	5.8
					200.00	002600	175.1
					300.00	000100	61.4
					435.00	000100	22.1
					450.00	069255	363.0
					450.00	069260	570.0
					450.00	069380	481.3
					475.00	018800	99.6
					500.00	011845	210.3
					800.00	000100	53.6
					1,400.00	000100	2.2
					1,500.00	000100	25.1
					1,500.00	018900	2.3
Wtd. Avg. Base & Total Tons	514.62		74.9	Wtd. Avg. Base & Total Tons	448.60		2,111.1
				Alvarelhao	400.00	000100	5.6
					950.00	000100	2.1
					1,100.00	000100	4.7
Verdelho	6.00 c/	032200	24.8				
	400.00	013610	236.7				
	500.00	013610	544.4				
	500.00	014100	15.0				
	500.00	020800	24.7				
	1,100.00	000100	25.5				
	1,100.00	020800	2.2				
	1,200.00	000100	11.5				
Wtd. Avg. Base & Total Tons	501.16 d/		884.8				
Vermentino *	500.00	011835	53.0				
	550.00	000100	21.9				
Wtd. Avg. Base & Total Tons	514.62		74.9				
Viognier	150.00	015300	97.3				
	175.00	038300	97.2				
	185.00	000100	328.6				
	200.00	009100	31.0				

TABLE 8: BASE PRICE PAID TO GROWERS FOR GRAPES CRUSHED AND DELIVERED TO CALIFORNIA PROCESSORS FROM THE 2009 CROP WITH BRIX FACTORS AND PURCHASED TONNAGE, BY TYPE, VARIETY, REPORTING DISTRICT WHERE GROWN, AND WEIGHTED AVERAGE BASE PRICE.

District, Type, and Variety	Base Price	Brix	Tons	District, Type, and Variety	Base Price	Brix	Tons
	Per Ton	Factors			Per Ton	Factors	
	Dollars	Code a/			Dollars	Code a/	
DISTRICT 11 (Cont'd)					472.50	000100	591.4
Alvarelhao (Cont'd)	1,100.00	029200	2.0		472.50	008320	5,928.6
Wtd. Avg. Base & Total Tons	805.90		14.4		475.00	017100	936.7
					475.65	026400	217.7
Barbera	200.00	000100	286.5		485.00	000100	379.2
	200.00	009100	29.3		486.13	000100	3,687.7
	250.00	013600	2.0		486.13	068300	685.2
	300.00	000100	8.6		487.08	000100	1,479.2
	375.00	009100	74.7		487.14	008320	1,342.9
	472.50	026370	229.0		491.64	008345	664.1
	500.00	025100	6.2		494.20	000100	158.9
	500.00	026370	277.6		500.00	000100	11,081.5
	550.00	026370	556.0		500.00	004750	38.5
	650.00	025100	7.2		500.00	008320	8,924.9
	800.00	000100	12.4		500.00	022600	514.7
	850.00	021000	1.7		500.00	024500	2.0
	1,200.00	000100	14.4		500.00	056900	805.6
	1,250.00	000100	1.0		500.00	066121	1,443.2
	1,450.00	000100	4.5		500.00	066122	2,017.9
Wtd. Avg. Base & Total Tons	457.45		1,511.1		500.00	068300	497.6
					507.08	000100	231.0
Cabernet Franc	175.00	045600	508.6		510.00	066122	249.6
	250.00	000100	3.6		525.00	000100	380.0
	275.00	022600	1,070.5		525.00	025100	95.8
	300.00	000100	1.8		535.00	027000	43.6
	350.00	000100	883.1		545.00	024300	187.2
	350.00	009100	115.8		545.00	069950	241.4
	350.00	017000	39.4		548.03	008320	85.1
	425.00	019510	805.6		550.00	000100	944.3
	700.00	017800	46.5		550.00	008320	1,889.4
	750.00	000100	4.8		550.00	019500	808.3
	975.00	021000	2.9		550.00	023100	72.7
	1,110.00	000100	3.5		550.00	059705	573.4
	1,400.00	025100	3.8		550.00	068300	2,967.6
	2,000.00	021000	2.4		555.50	000100	118.7
Wtd. Avg. Base & Total Tons	327.46		3,492.3		560.00	000100	178.6
					575.00	000100	1,125.8
Cabernet Sauvignon	175.00	000100	17.4		575.00	019500	412.8
	175.00	045600	50.0		575.00	068300	513.1
	200.00	000100	680.4		600.00	008320	1,029.7
	200.00	020700	404.0		600.00	017400	553.4
	250.00	000100	2,251.3		600.00	068300	1,480.3
	250.00	002600	1,995.0		625.00	019500	931.2
	250.00	008320	1,655.7		646.07	008320	2,316.5
	250.00	009100	82.9		646.07	056900	167.0
	250.00	013600	0.5		650.00	000100	260.1
	250.00	056900	40.6		650.00	013600	112.0
	275.00	000100	396.5		675.00	024200	240.6
	275.00	022600	1,709.6		691.60	017400	3.8
	300.00	000100	481.0		700.00	000100	177.7
	400.00	023000	5.0		700.00	008320	206.2
	400.00	024800	5.5		700.00	021200	5.7
	400.00	025100	25.0		700.00	021500	4.0
	400.00	027600	1.9		709.26	000100	1,979.8
	420.00	008320	286.2		725.00	002600	350.0
	424.50	056900	767.3		740.00	066180	427.0
	425.00	000100	1,864.6		750.00	000100	998.5
	425.00	009100	59.7		775.00	000100	197.1
	425.00	020800	22.7		775.00	026800	200.0
	435.00	000100	97.8		850.00	017800	144.7
	435.44	056900	222.7		1,000.00	000100	3.0
	440.50	000100	401.8		1,000.00	013600	1.5
	445.00	024300	505.6		1,000.00	017800	4.2
	450.00	000100	15,778.6		1,050.00	024500	2.0
	450.00	017000	98.7		1,125.00	000100	214.8
	450.00	022600	1,363.0		1,208.00	000100	716.7
	450.00	027600	0.8		1,250.00	000100	3.0
	450.00	064800	117.8		1,250.00	025100	4.6
	450.00	066122	400.0		1,800.00	024800	1.9
	450.00	066155	18,530.8	Wtd. Avg. Base & Total Tons	485.33		116,642.0
	450.36	000100	959.2				
	469.73	000100	95.1	Carignane	120.00	010600	14.7
	469.73	019000	14.4		200.00	000100	15.1

TABLE 8: BASE PRICE PAID TO GROWERS FOR GRAPES CRUSHED AND DELIVERED TO CALIFORNIA PROCESSORS FROM THE 2009 CROP WITH BRIX FACTORS AND PURCHASED TONNAGE, BY TYPE, VARIETY, REPORTING DISTRICT WHERE GROWN, AND WEIGHTED AVERAGE BASE PRICE.

District, Type, and Variety	Base Price	Brix	Tons	District, Type, and Variety	Base Price	Brix	Tons
	Per Ton	Factors			Per Ton	Factors	
	Dollars	Code a/			Dollars	Code a/	
DISTRICT 11 (Cont'd)							
Carignane (Cont'd)	200.00	009100	152.3		550.00	000100	1,507.8
	250.00	000100	63.6		550.00	023780	342.5
	300.00	064800	24.6		575.00	000100	147.0
	350.00	016675	51.7		600.00	000100	47.8
	350.00	017000	19.7		600.00	023780	296.8
	350.00	054460	612.6		600.00	066122	279.8
	350.00	062430	100.0		600.00	066123	101.9
	390.00	013600	0.9		600.00	066155	213.4
	390.80	000100	136.4		625.00	024500	29.2
	425.00	021000	19.3		650.00	017000	7.7
	446.25	000100	480.3		800.00	017200	15.4
	450.00	002200	29.7		850.00	000100	5.1
	450.00	025300	3.9		900.00	025100	1.0
	500.00	000100	26.0		1,100.00	000100	1.5
	550.00	013400	1.0		1,100.00	014100	2.0
	550.00	013600	2.9		1,100.00	024500	6.4
	600.00	017800	5.7		1,100.00	025100	1.3
	800.00	000100	7.0	Wtd. Avg. Base & Total Tons	524.17		3,985.4
	1,000.00	000100	10.5	Mataro *	550.00	022465	117.0
	1,500.00	000100	1.1		800.00	000100	3.0
Wtd. Avg. Base & Total Tons	371.30		1,779.0		950.00	070740	14.2
Cinsaut *	550.00	026280	160.5		1,000.00	000100	1.0
	950.00	000100	7.8		1,100.00	000100	3.2
	1,000.00	017800	63.1		1,100.00	021000	2.0
	1,500.00	000100	3.5		1,100.00	021600	2.0
Wtd. Avg. Base & Total Tons	698.32		234.9		1,100.00	025100	1.0
					1,250.00	000100	0.4
Dolcetto	350.00	023000	5.0	Wtd. Avg. Base & Total Tons	2,200.00	000100	2.1
	600.00	017000	4.9		653.74		145.9
	1,300.00	000100	3.5	Merlot	138.00	000100	165.3
Wtd. Avg. Base & Total Tons	689.55		13.4		150.00	000100	441.3
Early Burgundy	700.00	017400	1.1		175.00	045600	1,530.0
Wtd. Avg. Base & Total Tons	700.00		1.1		200.00	000100	1,747.9
					200.00	002600	1,745.7
Graciano	100.00	000100	1.6		200.00	068600	34.3
	550.00	024500	1.1		225.00	000100	100.4
	1,000.00	000100	3.1		250.00	000100	549.9
	1,100.00	000100	1.0		250.00	009570	2,433.7
	1,200.00	000100	5.4		250.00	013600	1.6
Wtd. Avg. Base & Total Tons	938.11		12.2		260.00	009100	87.3
					300.00	000100	341.7
Grenache *	175.00	000100	49.1		325.00	000100	168.3
	200.00	000100	31.3		350.00	016680	394.7
	225.00	000100	205.4		375.00	000100	512.8
	275.00	009100	72.7		400.00	000100	1,534.9
	350.00	000100	50.2		400.00	002600	152.0
	450.00	070553	390.0		400.00	023000	5.0
	500.00	017800	3.2		400.00	066155	6,692.9
	550.00	064175	120.2		412.00	000100	402.7
	600.00	000100	7.6		414.98	009570	519.8
	650.00	025100	1.5		415.00	066122	2,554.0
	700.00	000100	2.4		420.00	009570	4,186.8
	800.00	000100	2.9		420.00	052500	242.8
	800.00	024500	1.0		422.50	000100	432.6
	900.00	000100	3.0		425.00	000100	2,211.9
	950.00	000100	4.7		425.00	020700	2,009.4
	1,100.00	000100	10.9		445.00	000100	477.8
	1,100.00	013600	2.0		445.00	009100	17.5
	1,100.00	021000	2.0		450.00	000100	7,566.7
	1,200.00	000100	6.7		450.00	009570	403.6
	1,250.00	000100	3.8		450.00	016680	1,676.7
	1,250.00	025100	4.2		450.00	017000	71.8
Wtd. Avg. Base & Total Tons	403.95		974.8		450.00	052500	273.0
					450.00	066121	350.0
Malbec	250.00	013600	6.4		450.00	066122	2,472.0
	250.00	023780	149.6		450.00	068300	1,894.2
	300.00	000100	2.2		458.95	017000	1,838.9
	400.00	000100	795.7		458.95	068300	1,466.1
	400.00	023000	5.0		461.01	000100	24.3
	500.00	000100	19.9		461.03	000100	636.1
					461.03	017000	1,193.5

TABLE 8: BASE PRICE PAID TO GROWERS FOR GRAPES CRUSHED AND DELIVERED TO CALIFORNIA PROCESSORS FROM THE 2009 CROP WITH BRIX FACTORS AND PURCHASED TONNAGE, BY TYPE, VARIETY, REPORTING DISTRICT WHERE GROWN, AND WEIGHTED AVERAGE BASE PRICE.

District, Type, and Variety	Base Price	Brix	Tons	District, Type, and Variety	Base Price	Brix	Tons
	Per Ton	Factors			Per Ton	Factors	
	Dollars	Code a/			Dollars	Code a/	
DISTRICT 11 (Cont'd)							
Merlot (Cont'd)	472.50	000100	355.3		150.00	016800	22.6
	475.00	000100	1,145.1		175.00	045600	3.4
	480.00	000100	5,073.3		200.00	000100	41.5
	485.28	009570	809.3		250.00	024600	295.3
	500.00	000100	8,295.8		275.00	009100	94.6
	500.00	009570	7,813.7		300.00	000100	4.8
	500.00	017200	292.3		350.00	009100	35.8
	500.00	019940	558.3		400.00	000100	170.1
	500.00	058675	493.6		450.00	000100	616.2
	500.00	064800	132.3		500.00	000100	1,426.9
	500.00	066122	430.0		500.00	046000	438.5
	525.00	000100	485.5		525.00	000100	168.9
	525.00	009570	1,136.7		525.00	046000	166.6
	525.00	017400	442.6		550.00	000100	358.3
	525.00	025100	45.0		550.00	016330	111.0
	545.00	000100	130.2		550.00	025100	22.1
	545.00	068600	100.1		550.00	046000	1,196.5
	550.00	000100	2,692.8		575.00	000100	78.4
	550.00	009570	4,315.5		577.50	016330	263.6
	550.00	019500	663.4		577.50	056900	76.5
	550.00	037410	373.3		600.00	016330	568.2
	575.00	000100	202.3		600.00	020800	403.4
	600.00	009570	793.2		600.00	024500	2.9
	650.00	000100	699.4		600.00	046000	665.5
	672.78	000100	2,141.4		600.00	066124	3,321.5
	675.00	002600	600.0		625.00	000100	765.3
	740.00	066180	270.7		625.00	021200	146.9
	745.00	000100	637.4		635.37	016330	105.1
	1,000.00	017800	3.6		636.96	046000	1,065.5
	1,100.00	000100	2.0		650.00	046000	231.0
	1,100.00	025100	1.8		650.00	056900	55.5
Wtd. Avg. Base & Total Tons	452.72		92,697.8		650.00	070740	1,781.7
					650.28	000100	73.9
Mission	275.00	009100	82.5		650.85	017200	455.0
Wtd. Avg. Base & Total Tons	275.00		82.5		650.85	017500	201.1
					670.00	000100	87.2
Montepulciano	250.00	013600	4.8		700.00	000100	84.3
	800.00	017400	0.5		700.00	016330	377.0
Wtd. Avg. Base & Total Tons	301.89		5.3		700.00	017000	30.6
					700.00	019500	61.1
Muscat Hamburg *	700.00	027500	91.9		700.00	025100	5.5
Wtd. Avg. Base & Total Tons	700.00		91.9		700.00	046000	706.0
					725.00	000100	62.7
Nebbiolo	1,200.00	000100	1.6		750.00	002200	36.8
Wtd. Avg. Base & Total Tons	1,200.00		1.6		750.00	021200	328.8
					750.00	030680	25.3
Petit Verdot	175.00	045600	82.5		800.00	000100	168.2
	250.00	000100	169.5		800.00	016330	373.2
	250.00	002600	137.0		836.23	000100	707.1
	250.00	002900	37.2		900.00	013600	1.3
	450.00	000100	742.7		900.00	016330	121.9
	500.00	025100	27.4		900.00	025100	2.0
	550.00	012780	206.2		900.00	027500	12.6
	600.00	000100	53.9		1,000.00	000100	1.0
	600.00	066121	247.2		1,100.00	000100	13.5
	600.00	066122	125.0		1,200.00	000100	6.2
	600.00	066123	161.3		1,200.00	021200	2.0
	600.00	066154	240.0		1,250.00	025100	5.4
	600.00	066155	60.0		1,400.00	000100	3.9
	600.00	070410	486.0	Wtd. Avg. Base & Total Tons	607.19		18,661.3
	600.00	070542	402.0				
	650.00	012780	181.7	Pinot Noir	175.00	002200	5.1
	650.00	017800	97.4		400.00	000100	69.3
	650.00	036800	81.4		500.00	000100	4,253.7
	650.00	056900	189.3		500.00	016680	3,256.8
	700.00	019500	355.6		550.00	062405	82.6
	800.00	027600	1.5		550.00	063850	1,362.9
	1,400.00	025100	0.5		600.00	000100	150.1
	1,500.00	021000	2.8		600.00	013600	0.5
Wtd. Avg. Base & Total Tons	547.76		4,088.1		600.96	069205	86.7
					650.00	012140	351.4
Petite Sirah	100.00	000100	3.6		700.00	000100	201.1
					800.00	000100	12.5

TABLE 8: BASE PRICE PAID TO GROWERS FOR GRAPES CRUSHED AND DELIVERED TO CALIFORNIA PROCESSORS FROM THE 2009 CROP WITH BRIX FACTORS AND PURCHASED TONNAGE, BY TYPE, VARIETY, REPORTING DISTRICT WHERE GROWN, AND WEIGHTED AVERAGE BASE PRICE.

District, Type, and Variety	Base Price	Brix	Tons	District, Type, and Variety	Base Price	Brix	Tons
	Per Ton	Factors			Per Ton	Factors	
	Dollars	Code a/			Dollars	Code a/	
DISTRICT 11 (Cont'd)							
Pinot Noir (Cont'd)	825.00	000100	158.0		375.00	000100	25.9
	850.00	000100	621.4		375.00	007600	121.9
	850.00	046000	84.9		400.00	000100	2,754.1
	875.00	000100	991.5		400.00	002600	247.5
	900.00	000100	98.5		400.00	046000	32.7
	900.00	021800	42.6		400.00	066122	549.0
	911.82	000100	237.3		400.00	066123	858.7
	950.00	021800	76.7		409.50	000100	26.5
	1,000.00	017800	2.8		420.00	018630	125.9
	1,200.00	020800	150.0		422.20	018630	177.9
Wtd. Avg. Base & Total Tons	593.49		12,296.4		423.00	000100	24.8
					424.50	024150	476.7
Pinotage	1,200.00	000100	4.9		425.00	000100	950.4
Wtd. Avg. Base & Total Tons	1,200.00		4.9		446.25	000100	265.6
					450.00	000100	2,479.9
Primitivo	750.00	000100	7.5		450.00	002600	72.0
	750.00	017200	0.7		450.00	013600	1.3
	850.00	000100	202.5		450.00	017000	42.8
	1,000.00	017800	2.0		450.00	018630	860.0
	1,000.00	025400	1.4		450.00	020800	328.9
Wtd. Avg. Base & Total Tons	848.55		214.1		450.00	068300	2,229.6
					450.08	000100	105.0
Refosco *	350.00	000100	574.5		457.37	000100	581.7
Wtd. Avg. Base & Total Tons	350.00		574.5		457.37	068300	1,620.8
					472.50	018630	80.7
Rubired *	265.00	000100	294.1		500.00	000100	319.0
	300.00	000100	462.0		500.00	018630	398.8
Wtd. Avg. Base & Total Tons	286.39		756.1		500.00	024500	96.3
					500.00	025100	35.9
Ruby Cabernet	354.50	000100	348.3		500.00	068300	1,961.7
	400.00	000100	128.4		500.70	018630	294.0
Wtd. Avg. Base & Total Tons	366.76		476.7		525.00	000100	184.5
					525.00	019500	341.0
Sangiovese *	200.00	000100	269.2		525.00	068300	432.7
	250.00	000100	194.1		550.00	000100	171.2
	250.00	009100	132.9		550.00	019500	76.9
	300.00	000100	3.1		550.00	070740	264.6
	300.00	020800	0.5		575.00	021200	356.3
	350.00	000100	1,151.7		600.00	000100	109.3
	375.00	017000	58.2		625.00	000100	66.0
	450.00	007600	66.0		691.60	017400	7.0
	450.00	068300	20.8		700.00	017800	13.4
	468.00	000100	105.3		700.00	018630	4.5
	650.00	000100	2.0		800.00	000100	50.7
	700.00	000100	17.8		1,100.00	013100	1.0
	1,100.00	025100	2.4		1,150.00	025100	2.9
	1,300.00	000100	2.0		2,000.00	025650	38.2
	1,300.00	021000	9.8	Wtd. Avg. Base & Total Tons	437.76 d/		22,366.0
Wtd. Avg. Base & Total Tons	334.84		2,035.8	Tannat	250.00	000100	24.2
					300.00	000100	1.5
Souzao	175.00	045600	22.4		500.00	000100	104.0
	250.00	014100	3.3		500.00	025950	21.0
	400.00	000100	130.9		550.00	000100	24.7
	800.00	000100	6.4		650.00	025950	137.6
	800.00	017800	65.9		700.00	070740	62.6
	950.00	000100	4.0		800.00	025100	9.9
	1,100.00	000100	7.4		950.00	000100	3.8
Wtd. Avg. Base & Total Tons	528.03		240.3		1,100.00	000100	2.7
					1,100.00	024300	1.0
Syrah *	6.00 c/	032500	62.9	Wtd. Avg. Base & Total Tons	588.92		393.0
	150.00	000100	104.6				
	175.00	000100	108.5	Tempranillo *	175.00	009100	57.9
	175.00	002600	149.3		175.00	045600	21.0
	175.00	045600	224.8		200.00	000100	226.6
	200.00	000100	151.6		200.00	002600	16.6
	200.00	068300	53.0		250.00	014100	2.0
	210.00	002600	78.3		300.00	000100	1.9
	250.00	000100	495.1		400.00	000100	251.5
	250.00	009100	19.8		450.00	017000	5.0
	260.00	002600	344.0		500.00	066122	50.0
	300.00	000100	282.4		550.00	023733	325.7
	350.00	000100	25.5		600.00	024500	0.8

TABLE 8: BASE PRICE PAID TO GROWERS FOR GRAPES CRUSHED AND DELIVERED TO CALIFORNIA PROCESSORS FROM THE 2009 CROP WITH BRIX FACTORS AND PURCHASED TONNAGE, BY TYPE, VARIETY, REPORTING DISTRICT WHERE GROWN, AND WEIGHTED AVERAGE BASE PRICE.

District, Type, and Variety	Base Price	Brix	Tons	District, Type, and Variety	Base Price	Brix	Tons
	Per Ton	Factors			Per Ton	Factors	
	Dollars	Code a/			Dollars	Code a/	
DISTRICT 11 (Cont'd)							
Tempranillo * (Cont'd)	650.00	025100	5.4		254.50	005250	359.5
	800.00	000100	22.1		275.00	000100	455.4
	820.00	000100	49.4		300.00	000100	3,088.5
	900.00	025100	8.3		300.00	000800	111.3
	950.00	000100	7.3		300.00	000900	3,003.0
	1,000.00	000100	14.0		300.00	005250	3,341.6
	1,100.00	000100	4.0		300.00	007800	2,492.9
	1,200.00	000100	7.0		300.00	009100	280.2
	1,250.00	000100	4.9		300.00	024800	5.5
	1,250.00	025100	3.0		300.00	035200	55.0
	1,275.00	017200	6.0		300.00	036650	5,352.9
	1,500.00	000100	2.0		300.00	036800	15,977.2
	1,500.00	021000	4.7		300.00	038140	114.5
	1,600.00	000100	1.3		304.50	005250	358.2
Wtd. Avg. Base & Total Tons	458.43		1,098.4		325.00	000100	1,203.6
					350.00	000100	4,190.9
Teroldego	250.00	002600	15.9		350.00	006925	28,507.3
	250.00	002900	2.2		350.00	007600	1,820.5
	600.00	066123	160.0		350.00	023000	10.0
	600.00	070410	243.0		350.00	036800	5,399.2
	1,000.00	024800	3.3		354.50	005250	224.9
Wtd. Avg. Base & Total Tons	588.18		424.4		357.51	010700	290.8
					367.00	007600	1,213.1
Tinta Cao	250.00	014100	0.5		375.00	008000	1,856.5
	400.00	000100	5.5		400.00	000100	2,139.2
	1,000.00	000100	0.5		400.00	000800	385.0
	1,100.00	000100	1.8		400.00	007600	406.8
Wtd. Avg. Base & Total Tons	578.92		8.3		425.00	006700	367.1
					425.00	007200	1,515.4
Touriga Francesca	250.00	014100	4.2		450.00	000100	46.7
	950.00	000100	2.1		450.00	007230	250.2
	1,100.00	000100	4.2		450.00	007850	229.5
Wtd. Avg. Base & Total Tons	730.00		10.5		454.00	009100	195.2
					468.63	017200	89.8
Touriga Nacional *	200.00	000100	1.2		475.00	000100	138.4
	200.00	002600	25.4		500.00	000100	391.2
	550.00	028640	145.9		500.00	024500	2.0
	600.00	064800	232.0		500.00	025100	3.0
	600.00	066000	659.2		550.00	000100	2,135.8
	600.00	066122	25.0		550.00	066163	4,750.8
	800.00	000100	5.3		550.00	068300	3,350.0
	800.00	017400	1.0		567.97	000100	270.9
	950.00	000100	2.0		600.00	000100	867.3
	1,100.00	000100	14.6		600.00	002300	3,192.6
	1,100.00	029200	2.0		600.00	003200	186.4
Wtd. Avg. Base & Total Tons	593.11		1,113.6		600.00	005250	957.2
					600.00	020800	2.0
Trousseau *	250.00	014100	0.4		600.00	028100	108.8
	400.00	000100	5.5		600.00	066123	356.3
Wtd. Avg. Base & Total Tons	389.83		5.9		600.00	066163	2,136.3
					600.00	070740	3,901.7
Zinfandel	120.00	000100	3.5		601.15	022900	223.3
	137.22	032500	110.4		610.28	000100	178.6
	150.00	038300	13.4		625.00	000100	257.7
	175.00	000800	1,494.2		625.00	005250	315.8
	175.00	000900	259.0		625.00	013600	11.9
	175.00	007800	280.2		630.00	005250	1,496.3
	175.00	009100	200.4		634.49	000100	61.0
	175.00	045600	337.3		650.00	000100	440.7
	200.00	000100	144.6		650.00	005250	636.1
	250.00	000100	8,045.8		650.00	017000	73.3
	250.00	000800	13,831.1		650.00	021500	9.5
	250.00	001400	287.7		650.00	025100	16.5
	250.00	002300	74.7		653.74	000100	28.3
	250.00	002600	46.6		679.04	000100	83.2
	250.00	005250	501.0		691.60	017400	3.7
	250.00	006250	1,047.7		692.35	000100	101.4
	250.00	014100	24.8		700.00	000100	262.6
	250.00	022900	161.5		700.00	002200	34.1
	250.00	036650	631.2		700.00	005250	125.5
	250.00	036800	3,036.3		700.00	013600	50.0
	250.00	068300	162.8		700.00	017400	2.2

TABLE 8: BASE PRICE PAID TO GROWERS FOR GRAPES CRUSHED AND DELIVERED TO CALIFORNIA PROCESSORS FROM THE 2009 CROP WITH BRIX FACTORS AND PURCHASED TONNAGE, BY TYPE, VARIETY, REPORTING DISTRICT WHERE GROWN, AND WEIGHTED AVERAGE BASE PRICE.

District, Type, and Variety	Base Price	Brix	Tons	District, Type, and Variety	Base Price	Brix	Tons
	Per Ton	Factors			Per Ton	Factors	
	Dollars	Code a/			Dollars	Code a/	
DISTRICT 11 (Cont'd)				DISTRICT 12			
Zinfandel (Cont'd)	700.00	020800	703.4	Wtd. Avg. Base & Total Tons	198.81		1,663.3
	700.00	068300	4,818.9	RAISIN GRAPES			
	712.71	000100	166.6	Thompson Seedless	165.00	000100	117.1
	725.00	000100	257.2		165.00	001600	26.7
	736.06	027500	160.6		165.00	006180	252.0
	736.06	029125	24.7	Wtd. Avg. Base & Total Tons	165.00		395.8
	750.00	000100	772.2	TABLE GRAPES			
	750.00	005250	135.6	Other Table b/	6.00 c/	032200	14.0
	750.00	021200	39.3	Wtd. Avg. Base & Total Tons	0.00 e/		14.0
	750.00	026800	50.8	WINE GRAPES (WHITE)			
	750.00	066123	1,869.5	Albarino	500.00	000100	3.9
	750.00	068300	109.3	Wtd. Avg. Base & Total Tons	500.00		3.9
	765.00	000100	12.4	Burger *	175.00	000100	1,547.4
	770.32	000100	204.5		200.00	033100	911.6
	775.00	000100	135.1	Wtd. Avg. Base & Total Tons	184.27		2,459.0
	775.00	020800	2,178.7	Chardonnay *	6.00 c/	032200	36.9
	775.00	068300	583.9		165.00	000100	202.5
	795.00	000100	104.8		175.00	002200	54.0
	800.00	000100	331.3		175.00	038300	401.3
	800.00	002200	21.4		225.00	000100	134.2
	800.00	002600	548.3		225.00	001900	18.3
	800.00	005250	1,055.4		225.00	002200	96.6
	800.00	028100	57.1		250.00	009100	103.1
	800.00	068300	3,175.5		325.00	000100	1.9
	800.00	069125	246.5		350.00	000100	11,408.9
	825.00	000100	290.5		350.00	013600	743.5
	825.00	020800	103.3		350.00	015300	4,001.1
	850.00	000100	179.6		375.00	001900	1,682.2
	850.00	005250	312.3		375.00	015300	2,486.4
	850.00	027600	50.6		400.00	000100	3,759.3
	850.00	028100	22.1		400.00	001800	112.1
	871.92	000100	3,402.9		400.00	002000	2,976.5
	875.00	000100	55.8		400.00	002200	124.7
	900.00	000100	373.7		400.00	015050	1,440.0
	900.00	005250	537.3		400.00	054497	1,046.3
	900.00	023700	154.8		425.00	000100	33.2
	900.00	068300	90.6		425.00	014920	1,557.3
	950.00	000100	128.7		425.00	021000	12.5
	950.00	020800	1.9		425.00	054475	156.2
	950.00	023700	78.9		429.02	000100	415.3
	950.00	027000	36.0		435.00	017100	757.5
	975.00	023700	72.2		450.00	000100	2,046.9
	1,000.00	000100	282.9		450.00	002200	480.0
	1,000.00	002200	24.4		450.00	019000	2,915.0
	1,000.00	005250	136.3		475.00	000100	211.3
	1,000.00	008200	8.5	Wtd. Avg. Base & Total Tons	500.00	000100	1,622.6
	1,000.00	021500	5.4		385.65 d/		41,037.6
	1,000.00	025100	3.4	Chenin Blanc	273.58	000100	54.7
	1,000.00	025400	3.7		285.00	037780	2,436.7
	1,000.00	028100	13.6	Wtd. Avg. Base & Total Tons	284.75		2,491.4
	1,050.00	024500	2.0	French Colombard	125.00	000100	63.7
	1,100.00	000100	18.4		225.00	000100	2,437.5
	1,100.00	005250	10.6		225.00	006140	80.4
	1,100.00	020800	34.9		225.00	039675	512.8
	1,125.00	000100	158.0		225.00	040465	3,350.9
	1,200.00	000100	158.0		225.00	054475	989.8
	1,300.00	000100	9.4		250.00	000100	106.5
	1,300.00	024500	6.7		250.00	001400	5,108.2
	1,350.00	025100	6.6	Wtd. Avg. Base & Total Tons	237.70	036800	983.6
	1,500.00	001000	2.5	Gewurztraminer	450.00	000100	1,570.0
	2,200.00	000100	33.2	Wtd. Avg. Base & Total Tons	450.00		1,570.0
	2,400.00	000100	2.3	Malvasia Bianca	175.00	000800	19.0
Wtd. Avg. Base & Total Tons	425.58		168,179.2				
Other Red b/	175.00	038300	23.9				
	175.00	045600	1,259.8				
	200.00	000100	202.1				
	250.00	000100	52.9				
	250.00	013600	1.3				
	275.00	009100	0.5				
	400.00	013600	118.8				
	1,100.00	013600	4.0				

TABLE 8: BASE PRICE PAID TO GROWERS FOR GRAPES CRUSHED AND DELIVERED TO CALIFORNIA PROCESSORS FROM THE 2009 CROP WITH BRIX FACTORS AND PURCHASED TONNAGE, BY TYPE, VARIETY, REPORTING DISTRICT WHERE GROWN, AND WEIGHTED AVERAGE BASE PRICE.

District, Type, and Variety	Base Price	Brix	Tons	District, Type, and Variety	Base Price	Brix	Tons
	Per Ton	Factors			Per Ton	Factors	
	Dollars	Code a/			Dollars	Code a/	
DISTRICT 12 (Cont'd)				WINE GRAPES (RED)			
Malvasia Bianca (Cont'd)	300.00	000800	1,678.9	Aglianico	877.61	000100	84.9
	450.00	022850	172.2	Wtd. Avg. Base & Total Tons	877.61		84.9
Wtd. Avg. Base & Total Tons	312.54		1,870.1	Barbera	250.00	002000	859.2
Muscat Blanc *	300.00	017000	289.7	Wtd. Avg. Base & Total Tons	250.00		859.2
	550.00	019920	96.5	Cabernet Sauvignon	175.00	000100	344.1
Wtd. Avg. Base & Total Tons	362.47		386.2		200.00	000100	178.5
Muscat Orange	175.00	000600	16.9		200.00	002300	613.0
	450.00	016615	529.1		200.00	002600	160.3
	500.00	016615	115.7		282.24	000100	580.5
	550.00	016615	69.1		300.00	000100	428.4
Wtd. Avg. Base & Total Tons	461.01		730.8		325.00	059540	148.7
Pinot Gris *	300.00	000100	34.2		325.00	067630	658.5
	400.00	000100	11,564.2		344.39	066155	1,419.7
	400.00	012200	3,821.9		350.00	000100	859.0
	410.00	001000	48.3		350.00	021000	665.1
	410.00	039890	281.0		350.00	022600	1,254.6
	415.00	038170	100.8		350.00	062580	897.5
	482.50	000100	475.1		350.00	066155	2,303.9
	500.00	000100	4,709.5		350.00	066163	419.9
	500.00	016680	712.8		365.00	066163	101.1
	550.00	008835	738.1		367.50	026260	145.5
	550.00	041700	395.7		375.00	000100	350.7
	571.46	000100	32.9		379.88	000100	344.6
	580.00	000100	10.9		385.00	000100	123.4
	600.00	000100	196.9		400.00	000100	459.1
	600.00	008835	40.1		425.00	066163	2,302.6
	600.00	038700	124.5		425.00	066170	280.0
Wtd. Avg. Base & Total Tons	435.76		23,286.9		450.00	000100	979.6
Sauvignon Blanc	175.00	001000	147.0		450.00	016680	1,238.5
	300.00	000100	774.6		450.00	022600	1,022.9
	310.00	001000	2,963.5		454.50	000100	452.6
	321.97	000100	427.4		493.07	000100	1,256.6
	325.00	011100	333.0		493.86	059705	32.0
	335.00	000100	301.9		500.00	000100	1,772.0
	350.00	000100	162.4		500.00	021000	555.6
	400.00	000100	485.8		535.00	027000	231.8
	420.00	008880	74.9	Wtd. Avg. Base & Total Tons	389.86		22,580.3
	425.00	008880	157.1	Carignane	175.00	000100	116.7
	450.00	008880	298.9		200.00	000100	269.8
Wtd. Avg. Base & Total Tons	327.70		6,126.5		250.00	000100	139.7
Semillon	300.00	000100	1.5		250.00	002200	32.3
Wtd. Avg. Base & Total Tons	300.00		1.5		250.00	009100	40.2
Symphony	400.00	011000	243.9		250.00	048165	412.9
Wtd. Avg. Base & Total Tons	400.00		243.9	Wtd. Avg. Base & Total Tons	228.01		1,011.6
Triplett Blanc	225.00	000100	825.6	Ciliegiolo	1,210.94	000100	6.2
Wtd. Avg. Base & Total Tons	225.00		825.6	Wtd. Avg. Base & Total Tons	1,210.94		6.2
Verdelho	1,100.00	000100	1.6	Cinsaut *	700.00	000100	1.2
Wtd. Avg. Base & Total Tons	1,100.00		1.6	Wtd. Avg. Base & Total Tons	700.00		1.2
Viognier	175.00	000100	81.2	Colorino	1,576.82	022700	4.8
	175.00	002600	22.8	Wtd. Avg. Base & Total Tons	1,576.82		4.8
	175.00	038300	728.5	Counoise	709.78	000100	10.6
	300.00	016800	1,742.4	Wtd. Avg. Base & Total Tons	800.00	000100	0.5
	353.50	000100	8.7		713.84		11.1
	500.00	000100	686.5	Dornfelder	350.00	000100	789.7
	550.00	009430	449.0	Wtd. Avg. Base & Total Tons	350.00		789.7
Wtd. Avg. Base & Total Tons	339.24		3,719.1	Fer Servadou	1,667.43	017000	4.5
White Riesling *	400.00	038205	342.1	Wtd. Avg. Base & Total Tons	1,667.43		4.5
	500.00	010650	2,370.4	Freisa	1,267.73	022700	5.9
Wtd. Avg. Base & Total Tons	487.39		2,712.5	Wtd. Avg. Base & Total Tons	1,267.73		5.9
Other White b/	6.00 c/	032200	28.0	Grenache *	200.00	000100	26.4
Wtd. Avg. Base & Total Tons	0.00 e/		28.0				

TABLE 8: BASE PRICE PAID TO GROWERS FOR GRAPES CRUSHED AND DELIVERED TO CALIFORNIA PROCESSORS FROM THE 2009 CROP WITH BRIX FACTORS AND PURCHASED TONNAGE, BY TYPE, VARIETY, REPORTING DISTRICT WHERE GROWN, AND WEIGHTED AVERAGE BASE PRICE.

District, Type, and Variety	Base Price	Brix	Tons	District, Type, and Variety	Base Price	Brix	Tons
	Per Ton	Factors			Per Ton	Factors	
	Dollars	Code a/			Dollars	Code a/	
DISTRICT 12 (Cont'd)					400.00	000100	194.0
Grenache * (Cont'd)	225.00	000100	126.1		550.00	000100	297.8
	250.00	000100	124.7		870.90	020800	25.1
	250.00	001000	2,806.4	Wtd. Avg. Base & Total Tons	329.45		1,785.1
	250.00	009100	106.1				
	325.00	002000	148.5	Petite Sirah	150.00	000100	80.1
	325.00	002200	1,760.3		175.00	045600	404.8
	800.00	000100	1.4		200.00	000100	291.0
	1,330.84	000100	37.5		250.00	046000	365.0
Wtd. Avg. Base & Total Tons	285.04		5,137.4		350.00	000100	1,098.3
					363.50	000100	7.8
Malbec	450.00	000100	88.7		400.00	000100	450.5
Wtd. Avg. Base & Total Tons	450.00		88.7		450.00	000100	2,702.3
					500.00	000100	5.6
Mataro *	175.00	000100	18.2		550.00	000100	1,298.2
	350.00	000100	299.9		600.00	000100	49.3
	350.00	007500	16.9		600.00	021000	33.7
	500.00	019200	112.4		650.00	000100	254.5
Wtd. Avg. Base & Total Tons	2,496.25	000100	22.7	Wtd. Avg. Base & Total Tons	418.66		7,041.1
	482.73		470.1				
Merlot	175.00	000100	74.0	Pinot Noir	5.75 c/	032500	13.9
	175.00	002600	133.3		450.00	000100	75.5
	175.00	045600	582.6		450.00	060200	97.2
	200.00	024300	25.0		450.00	067525	229.6
	325.00	059540	5.9		500.00	000100	6,830.9
	340.00	059540	1,868.0		600.00	020700	141.1
	350.00	000100	6,581.4		650.00	014970	649.9
	350.00	016680	267.3		650.00	063850	297.6
	350.00	020700	67.4	Wtd. Avg. Base & Total Tons	900.00	009100	37.6
	350.00	066155	3,286.6		518.08 d/		8,373.3
	353.50	017000	449.7	Rubired *	224.44	000100	63.3
	365.00	066155	1,967.0		250.00	016680	1,129.7
	370.00	069125	331.7		250.00	062420	5,064.3
	375.00	000100	63.1	Wtd. Avg. Base & Total Tons	249.74		6,257.3
	385.00	066155	528.7				
	400.00	000100	1,509.4	Ruby Cabernet	250.00	000100	630.4
	425.00	000100	352.1		250.00	055340	629.2
	450.00	016680	810.3		250.00	059525	293.1
	461.03	000100	95.0		265.00	052500	69.7
	475.00	022215	182.4		265.00	055340	1,032.8
	479.48	000100	1,547.5		350.00	000100	113.1
	487.50	000100	29.1		500.00	022480	20.3
	500.00	000100	1,655.3		900.00	022480	77.0
	650.00	022215	120.6	Wtd. Avg. Base & Total Tons	278.95		2,865.6
Wtd. Avg. Base & Total Tons	376.72		22,533.4				
Mission	200.00	000100	12.8	Sagrantino	850.00	000100	11.9
Wtd. Avg. Base & Total Tons	200.00		12.8		1,147.49	024500	56.6
				Wtd. Avg. Base & Total Tons	1,095.81		68.5
Montepulciano	200.00	022700	371.8	Sangiovese *	1,000.00	000100	2.0
	312.50	000100	22.6	Wtd. Avg. Base & Total Tons	1,000.00		2.0
	850.00	000100	11.4				
Wtd. Avg. Base & Total Tons	224.53		405.8	Souzao	1,100.00	000100	3.3
				Wtd. Avg. Base & Total Tons	1,100.00		3.3
Muscat Hamburg *	400.00	000100	35.0				
	685.00	000100	90.0	Syrah *	175.00	002300	142.1
	1,200.00	025650	9.9		200.00	000100	80.7
Wtd. Avg. Base & Total Tons	648.85		134.9		200.00	002200	66.1
					250.00	000100	487.0
Negroamaro	3,268.86	000100	2.3		300.00	000100	536.2
Wtd. Avg. Base & Total Tons	3,268.86		2.3		300.00	066163	555.0
					350.00	000100	2,249.0
Nero D'Avola *	200.00	000100	209.6		350.00	002600	216.4
	350.00	000100	14.4		350.00	027800	66.1
	850.00	000100	21.4		350.00	066163	179.5
Wtd. Avg. Base & Total Tons	265.48		245.4		400.00	019750	1,580.3
					404.00	000100	88.8
Petit Verdot	175.00	045600	152.1		411.82	000100	328.5
	200.00	000100	296.4		425.00	000100	339.9
	250.00	000100	139.0		425.00	020700	669.8
	300.00	000100	0.5		450.00	021000	681.2
	300.00	022700	680.2		454.50	020420	190.7

TABLE 8: BASE PRICE PAID TO GROWERS FOR GRAPES CRUSHED AND DELIVERED TO CALIFORNIA PROCESSORS FROM THE 2009 CROP WITH BRIX FACTORS AND PURCHASED TONNAGE, BY TYPE, VARIETY, REPORTING DISTRICT WHERE GROWN, AND WEIGHTED AVERAGE BASE PRICE.

District, Type, and Variety	Base Price	Brix	Tons	District, Type, and Variety	Base Price	Brix	Tons
	Per Ton	Factors			Per Ton	Factors	
	Dollars	Code a/			Dollars	Code a/	
DISTRICT 12 (Cont'd)							
Syrah * (Cont'd)	600.00	000100	10.7	Wtd. Avg. Base & Total Tons	225.00	001600	1,049.8
	650.00	019750	121.1		166.27		37,762.5
	700.00	000100	42.8	Selma Pete	165.00	001400	25.1
Wtd. Avg. Base & Total Tons	369.89		8,631.9	Wtd. Avg. Base & Total Tons	165.00		25.1
Tannat	350.00	019000	1,516.3	Thompson Seedless	100.00	000100	24.3
	550.00	000100	88.4		110.00	000100	445.0
	1,700.96	000100	41.4		149.50	032500	12.0
Wtd. Avg. Base & Total Tons	394.72		1,646.1		155.00	000100	133.9
					165.00	000100	32,979.3
Tempranillo *	800.00	000100	13.7		165.00	001400	47,428.9
	1,200.00	000100	5.3		165.00	004320	48,129.9
Wtd. Avg. Base & Total Tons	911.58		19.0		165.00	007050	684.7
					165.00	013600	587.5
Tinta Cao	300.00	000100	1.0		165.00	017200	10.9
Wtd. Avg. Base & Total Tons	300.00		1.0		165.00	036510	4,242.0
					165.00	038300	24,191.7
Touriga Nacional *	300.00	000100	1.9		165.00	038700	283.5
	1,246.55	000100	51.5		175.00	000100	7,296.5
Wtd. Avg. Base & Total Tons	1,212.87		53.4		175.00	011100	918.6
					200.00	000100	2,269.6
Zinfandel	175.00	000100	0.9		200.00	001400	1,213.0
	240.24	010900	141.3		200.00	007050	242.6
	250.00	000100	4,908.6		200.00	012900	373.6
	250.00	004850	989.7		215.00	004320	2,285.4
	250.00	006250	907.5		225.00	000100	3,792.9
	250.00	007800	519.8		225.00	001600	15,006.8
	250.00	034130	1,578.9		265.00	038300	150.5
	250.00	036510	264.2	Wtd. Avg. Base & Total Tons	172.55		192,703.1
	265.00	000500	638.0				
	275.00	000100	1,194.1	TABLE GRAPES			
	275.00	000700	992.7	Autumn Royal	132.52	032500	33.4
	275.00	006500	1,514.2	Wtd. Avg. Base & Total Tons	132.52		33.4
	275.00	033960	1,320.8				
	285.00	007600	1,227.0	Crimson Seedless *	110.00	000100	5.3
	300.00	000100	3,777.5		146.18	032500	714.5
	300.00	004850	378.6	Wtd. Avg. Base & Total Tons	145.91		719.8
	300.00	036800	104.9				
	310.00	000800	1,233.5	Flame Seedless *	149.50	032500	113.3
	313.29	000100	655.4		165.00	000100	70.9
	350.00	000100	789.2	Wtd. Avg. Base & Total Tons	155.47		184.2
	350.00	006400	1,980.0				
	375.00	000100	171.0	Malaga *	165.00	000100	201.4
	375.00	007600	3,328.5		165.00	010610	41.6
	375.00	009100	50.4	Wtd. Avg. Base & Total Tons	165.00		243.0
	500.00	000100	2.4				
	550.00	000100	4.7	Marroo Seedless	139.47	000100	522.4
	800.00	000100	76.5	Wtd. Avg. Base & Total Tons	139.47		522.4
	800.00	024600	75.4				
	900.00	055310	120.1	Princess *	149.50	032500	35.0
	1,000.00	000100	14.9	Wtd. Avg. Base & Total Tons	149.50		35.0
	1,200.00	000100	19.3				
Wtd. Avg. Base & Total Tons	298.96		28,980.0	Red Globe *	148.53	032500	299.2
				Wtd. Avg. Base & Total Tons	148.53		299.2
Other Red b/	6.00 c/	032200	29.7				
	250.00	000100	48.2	Ribier	149.50	032500	11.3
	1,200.00	000100	0.7	Wtd. Avg. Base & Total Tons	149.50		11.3
Wtd. Avg. Base & Total Tons	263.60 d/		78.6				
				Ruby Seedless *	135.32	000100	128.0
					144.37	032500	273.6
DISTRICT 13					145.33	000100	1,065.3
RAISIN GRAPES					165.00	045600	125.9
Diamond Muscat	300.00	000100	5.1	Wtd. Avg. Base & Total Tons	145.92		1,592.8
Wtd. Avg. Base & Total Tons	300.00		5.1				
Dovine	165.00	000100	194.4	Summer Muscat	400.00	000100	5.1
Wtd. Avg. Base & Total Tons	165.00		194.4	Wtd. Avg. Base & Total Tons	400.00		5.1
Fiesta	150.00	038300	1,494.6	Other Table b/	5.00 c/	032500	816.0
	165.00	001400	30,681.5		6.00 c/	032500	13,404.0
	165.00	038300	3,799.2		6.50 c/	032500	8,739.8
	175.00	000100	105.6		7.00 c/	032500	2,209.4
	175.00	009400	631.8		450.00	000100	4.5

TABLE 8: BASE PRICE PAID TO GROWERS FOR GRAPES CRUSHED AND DELIVERED TO CALIFORNIA PROCESSORS FROM THE 2009 CROP WITH BRIX FACTORS AND PURCHASED TONNAGE, BY TYPE, VARIETY, REPORTING DISTRICT WHERE GROWN, AND WEIGHTED AVERAGE BASE PRICE.

District, Type, and Variety	Base Price	Brix	Tons	District, Type, and Variety	Base Price	Brix	Tons
	Per Ton	Factors			Per Ton	Factors	
	Dollars	Code a/			Dollars	Code a/	
DISTRICT 13 (Cont'd)					225.00	007600	34,877.7
Wtd. Avg. Base & Total Tons	450.00 d/		25,173.7		225.00	009350	190.9
					225.00	010600	1,277.1
WINE GRAPES (WHITE)					225.00	010700	3,607.1
Burger *	175.00	000100	26,264.5		225.00	013400	8,529.6
Wtd. Avg. Base & Total Tons	175.00		26,264.5		225.00	038300	5,735.4
					225.00	039675	13,082.1
Chardonnay *	100.00	000100	40.6		225.00	040300	3,515.2
	165.00	001600	309.1		225.00	040465	1,541.8
	165.00	038300	312.3		225.00	052500	6,255.2
	175.00	001400	332.7		225.00	054475	4,486.5
	200.00	000100	21.7		230.00	009670	763.6
	200.00	020600	219.8		230.00	010570	471.3
	215.00	000100	114.4		250.00	000100	2,097.3
	225.00	000100	322.6		250.00	010600	1,535.6
	225.00	001400	1,468.3		275.00	000100	422.4
	225.00	020600	40.5		275.00	013400	230.4
	300.00	013800	1.5		275.00	013600	71.3
	305.00	000100	482.5		300.00	009100	395.5
	325.00	000100	609.5		315.00	010700	393.0
	325.00	001700	3,046.5		346.30	000100	2,119.0
	343.40	000100	16.5		350.00	010700	1,124.9
	346.34	020600	913.0	Wtd. Avg. Base & Total Tons	226.85		249,434.2
	350.00	000100	10,480.4				
	350.00	001400	16,157.2	Malvasia Bianca	175.00	013600	37.7
	350.00	013400	142.9		185.00	000800	84.3
	350.00	013600	2,192.0		225.00	000100	163.4
	350.00	015500	2,710.1		300.00	000100	233.7
	350.00	017200	1,509.3		360.00	013600	30.2
	353.50	000100	49.0		400.00	000100	1.2
	365.00	001300	1,995.7		400.00	013400	194.4
	384.84	046000	1,356.6		450.00	017400	495.3
	400.00	000100	6,303.0	Wtd. Avg. Base & Total Tons	355.64		1,240.2
	400.00	011440	2,448.0				
	400.00	013600	52.4	Marsanne	300.00	000100	0.4
	400.00	014655	1,640.7		800.00	000100	0.5
	400.00	014690	2,105.0	Wtd. Avg. Base & Total Tons	577.78		0.9
	404.81	000100	46.7				
	450.00	000100	437.5	Moscato Gaillo *	425.00	000100	69.1
	450.00	011440	686.1	Wtd. Avg. Base & Total Tons	425.00		69.1
	450.00	013700	846.6				
	470.00	000100	6.6	Muscat Blanc *	155.00	000100	68.4
	500.00	000100	2.0		225.00	000100	247.3
Wtd. Avg. Base & Total Tons	355.47		59,419.3		300.00	000100	5.4
					300.00	001400	504.1
Chenin Blanc	160.00	000800	60.7		300.00	024500	4.0
	225.00	000100	4,630.5		325.00	000100	1,438.2
	225.00	000800	22,139.6		350.00	000100	548.3
	225.00	006185	3,150.3		360.00	000100	134.5
	225.00	008900	747.4		400.00	016120	1,298.5
	235.00	000800	663.3		400.00	036800	154.6
	250.00	000100	2,829.1		435.00	000100	110.5
	300.00	021000	7.3		450.00	000100	30.4
	300.00	038700	907.8		450.00	013100	201.2
	315.00	000100	90.4		550.00	000100	25.7
	325.00	000100	0.8		800.00	000100	541.9
	325.00	007600	793.7	Wtd. Avg. Base & Total Tons	396.99		5,313.0
	346.29	000100	715.2				
Wtd. Avg. Base & Total Tons	233.61		36,736.1	Muscat Orange	350.00	009100	36.6
					435.00	000100	252.1
French Colombard	165.00	000100	558.6		450.00	000100	90.3
	165.00	045600	11.7		500.00	000100	2.0
	200.00	012900	203.1	Wtd. Avg. Base & Total Tons	430.73		381.0
	200.00	038300	3,268.1				
	205.00	000100	667.8	Muscat of Alexandria	200.00	000100	449.5
	215.00	000100	83.6		250.00	000100	2,095.8
	225.00	000100	23,804.7		250.00	009500	3,352.1
	225.00	001400	102,691.7		250.00	015300	1,041.1
	225.00	001850	10,831.0		250.00	016680	212.3
	225.00	001900	211.9		280.00	000100	75.2
	225.00	004780	6,720.9		285.00	000100	346.3
	225.00	006050	752.1		300.00	000100	1,864.3
	225.00	006130	6,906.1		300.00	000800	6,563.2

TABLE 8: BASE PRICE PAID TO GROWERS FOR GRAPES CRUSHED AND DELIVERED TO CALIFORNIA PROCESSORS FROM THE 2009 CROP WITH BRIX FACTORS AND PURCHASED TONNAGE, BY TYPE, VARIETY, REPORTING DISTRICT WHERE GROWN, AND WEIGHTED AVERAGE BASE PRICE.

District, Type, and Variety	Base Price	Brix	Tons	District, Type, and Variety	Base Price	Brix	Tons
	Per Ton	Factors			Per Ton	Factors	
	Dollars	Code a/			Dollars	Code a/	
DISTRICT 13 (Cont'd)					275.00	000100	2,129.6
Muscat of Alexandria (Cont'd)	300.00	011100	854.1		275.00	013100	35.0
	300.00	011650	631.9	Wtd. Avg. Base & Total Tons	228.02		23,559.9
	300.00	013400	1,043.8				
	300.00	013800	20.4	Viognier	165.00	000100	179.1
	300.00	037410	1,145.1		250.00	021000	31.2
	300.00	048140	2,949.6		350.00	000100	249.4
	300.00	056900	1,173.2		400.00	000100	98.6
	300.00	066350	209.7		415.00	020600	218.6
	325.00	041700	865.5		425.00	000100	6.5
	330.00	017400	99.8		440.00	029050	5.0
	350.00	000100	34.0		750.00	000100	2.4
	350.00	017100	1,636.0		1,000.00	000100	9.2
	350.00	017400	2,041.1		1,200.00	000100	75.7
	350.00	024200	234.8		1,200.00	021000	2.1
	350.00	041700	549.6	Wtd. Avg. Base & Total Tons	414.81		877.8
	450.00	000100	141.1				
Wtd. Avg. Base & Total Tons	296.08		29,629.5	White Riesling *	375.00	001700	89.1
					425.00	000100	191.6
Palomino *	165.00	000100	764.7	Wtd. Avg. Base & Total Tons	413.33	020600	1.5
	165.00	017200	7.1				
	165.00	038300	132.3	Other White b/	149.50	000100	78.6
	175.00	000100	497.5		165.00	000100	3.4
	328.25	009100	94.6		165.00	038300	59.4
Wtd. Avg. Base & Total Tons	178.65		1,496.2		175.00	000100	160.1
					300.00	000100	0.9
Pinot Gris *	250.00	000100	41.9		346.24	010700	10.4
	350.00	001000	12.3		800.00	020600	1.1
	360.00	000100	1,448.5	Wtd. Avg. Base & Total Tons	174.84		313.9
	360.00	001400	241.3				
	400.00	000100	2,617.7	WINE GRAPES (RED)			
	400.00	010650	3,413.2	Alicante Bouschet *	165.00	045600	47.4
	500.00	000100	516.5		175.00	000100	6.0
	500.00	009900	178.4		250.00	000100	56.7
	500.00	012175	603.3		269.02	046000	1,855.9
	540.00	000100	52.2		275.00	017400	118.5
	550.00	016480	343.7		280.00	000100	52.6
	750.00	000100	2.0		300.00	000100	573.2
Wtd. Avg. Base & Total Tons	412.13		9,471.0		300.00	065250	1,575.8
					332.00	017200	158.0
Roussanne	300.00	000100	0.4		350.00	013600	33.9
	800.00	000100	1.5		350.00	017200	4.6
Wtd. Avg. Base & Total Tons	694.74		1.9		425.00	013600	400.0
					500.00	000100	1.0
Sauvignon Blanc	250.00	000100	106.1		500.00	024500	1.0
	300.00	000100	736.5	Wtd. Avg. Base & Total Tons	297.11		4,884.6
	300.00	001400	174.8				
	320.00	011100	788.0	Alvarelhao	1,600.00	014100	1.3
	400.00	000100	1,603.6	Wtd. Avg. Base & Total Tons	1,600.00		1.3
	425.00	000100	236.1				
Wtd. Avg. Base & Total Tons	354.96		3,645.1	Arinarnoa	350.00	000100	648.8
				Wtd. Avg. Base & Total Tons	350.00		648.8
Semillon	300.00	012050	514.1				
	300.00	070270	481.8	Barbera	207.50	000100	56.6
	325.00	000100	391.2		225.00	000100	1,453.3
Wtd. Avg. Base & Total Tons	307.05		1,387.1		225.00	009560	4,807.3
					240.00	000100	3,313.9
St. Emilion *	225.00	000100	3.1		250.00	000100	3,027.4
Wtd. Avg. Base & Total Tons	225.00		3.1		250.00	002000	34,663.2
					250.00	016900	2,039.0
Symphony	225.00	000100	134.2		250.00	017200	3.5
	250.00	016800	106.5		250.00	017400	180.2
	315.00	000800	236.3		250.00	054575	3,085.5
	330.00	000100	173.2		252.50	000100	54.5
	335.00	000100	576.9		265.00	000100	258.6
	340.00	000800	679.2		275.00	024300	1,267.4
	350.00	011300	612.9		280.00	000100	252.3
	350.00	041700	309.8		300.00	000100	1.6
Wtd. Avg. Base & Total Tons	330.70		2,829.0		300.00	013800	2.0
					346.30	020800	862.5
Triplett Blanc	200.00	000100	1,484.8	Wtd. Avg. Base & Total Tons	248.82		55,328.8
	225.00	000100	1,946.1				
	225.00	001700	17,964.4				

TABLE 8: BASE PRICE PAID TO GROWERS FOR GRAPES CRUSHED AND DELIVERED TO CALIFORNIA PROCESSORS FROM THE 2009 CROP WITH BRIX FACTORS AND PURCHASED TONNAGE, BY TYPE, VARIETY, REPORTING DISTRICT WHERE GROWN, AND WEIGHTED AVERAGE BASE PRICE.

District, Type, and Variety	Base Price	Brix	Tons	District, Type, and Variety	Base Price	Brix	Tons
	Per Ton	Factors			Per Ton	Factors	
	Dollars	Code a/			Dollars	Code a/	
DISTRICT 13 (Cont'd)					250.00	000100	6,982.4
Cabernet Franc	350.00	000100	27.3		250.00	001900	268.5
Wtd. Avg. Base & Total Tons	350.00		27.3		250.00	011100	7,496.0
					250.00	017400	272.9
Cabernet Sauvignon	100.00	000100	0.4		250.00	019100	1,105.2
	165.00	002200	205.3		275.00	010600	1,480.1
	165.00	045600	43.2		300.00	000100	0.4
	175.00	002200	70.7		346.28	000100	55.5
	200.00	000100	156.5		350.00	012900	52.8
	250.00	009100	28.4		475.00	000100	1.1
	250.00	017200	6.4		800.00	000100	1.8
	275.00	068300	122.2		800.00	024600	2.0
	300.00	000100	19.8	Wtd. Avg. Base & Total Tons	233.15		57,950.5
	321.25	000100	760.8				
	325.00	000100	442.5	Malbec	150.00	000100	1.0
	325.00	059540	18,555.1		300.00	024500	1.0
	332.85	000100	1,166.1	Wtd. Avg. Base & Total Tons	225.00		2.0
	335.00	009100	188.5				
	341.09	002200	5,800.0	Mataro *	100.00	000100	0.5
	346.41	020800	680.2		800.00	000100	0.5
	350.00	000100	1,231.9		800.00	024500	1.0
	350.00	020800	1,408.3	Wtd. Avg. Base & Total Tons	625.00		2.0
	350.00	022600	4,159.2				
	353.50	000100	72.5	Merlot	137.15	032500	47.4
	375.00	000100	1,975.0		165.00	002200	291.1
	400.00	000100	257.7		175.00	000100	34.3
	400.00	016680	1,031.2		175.00	002200	110.2
	412.00	017400	100.4		250.00	000100	18.0
	425.00	000100	102.4		250.00	009100	30.4
	425.00	020435	1,045.2		260.00	002200	443.2
	425.00	062430	177.8		300.00	000100	88.0
	427.50	068300	1,991.0		300.00	013800	2.0
	429.25	000100	732.3		300.00	016680	341.4
	450.00	000100	97.8		325.00	000100	110.4
	450.00	001900	25.0		325.00	002200	3,600.0
	450.00	018350	1,880.7		325.00	059540	15,876.3
	450.00	020900	1,032.6		335.00	009100	182.1
	550.00	000100	25.0		347.92	000100	1,183.8
Wtd. Avg. Base & Total Tons	351.56		45,592.1		350.00	000100	7,627.4
					350.00	001900	219.4
Carignane	165.00	045600	13.7		350.00	008815	101.2
	200.00	016800	545.0		350.00	010340	1,914.0
	225.00	000100	241.8		350.00	016680	5,312.7
	250.00	000100	2,334.7		350.00	017400	130.5
	250.00	016800	4,487.6		350.00	020700	4,207.4
	250.00	016900	152.3		350.00	020800	549.6
	250.00	017400	61.0		350.00	021000	450.3
	275.00	009100	170.3		350.00	056900	346.5
	346.31	020800	452.9		350.00	066350	795.5
	350.00	000100	69.8		375.00	000100	511.2
	375.00	000100	66.3		400.00	000100	169.0
Wtd. Avg. Base & Total Tons	253.34		8,595.4		400.00	046000	1,401.9
					404.00	000100	422.3
Camelian	250.00	002200	3,829.2		425.00	024200	148.2
Wtd. Avg. Base & Total Tons	250.00		3,829.2	Wtd. Avg. Base & Total Tons	338.75		46,665.7
Centurian	258.31	046000	1,164.5	Mission	165.00	038300	21.0
	325.00	001900	141.8		175.00	000100	892.3
Wtd. Avg. Base & Total Tons	265.55		1,306.3		175.00	001900	335.4
					175.00	046200	6,844.4
Gamay (Napa) *	315.00	000100	397.2	Wtd. Avg. Base & Total Tons	174.97		8,093.1
	350.00	000100	590.5				
Wtd. Avg. Base & Total Tons	335.92		987.7	Muscat Hamburg *	200.00	000100	37.6
					435.00	000100	19.2
Grenache *	165.00	001000	333.1		450.00	000100	3.9
	165.00	001600	276.7		550.00	000100	13.9
	165.00	038300	84.0		600.00	000100	14.1
	165.00	045600	27.0	Wtd. Avg. Base & Total Tons	380.29		88.7
	175.00	000100	96.2				
	225.00	000100	242.4	Nebbiolo	350.00	000100	13.9
	225.00	001000	37,301.0		400.00	000100	3.8
	227.50	000100	61.8		450.00	000100	9.1
	240.00	001000	1,809.6	Wtd. Avg. Base & Total Tons	391.04		26.8

TABLE 8: BASE PRICE PAID TO GROWERS FOR GRAPES CRUSHED AND DELIVERED TO CALIFORNIA PROCESSORS FROM THE 2009 CROP WITH BRIX FACTORS AND PURCHASED TONNAGE, BY TYPE, VARIETY, REPORTING DISTRICT WHERE GROWN, AND WEIGHTED AVERAGE BASE PRICE.

District, Type, and Variety	Base Price	Brix	Tons	District, Type, and Variety	Base Price	Brix	Tons
	Per Ton	Factors			Per Ton	Factors	
	Dollars	Code a/			Dollars	Code a/	
DISTRICT 13 (Cont'd)					275.00	006150	1,003.5
Nero D'Avola *	200.00	000100	1.5		275.00	021000	286.5
Wtd. Avg. Base & Total Tons	200.00		1.5		275.00	069205	3,407.4
					285.00	000100	311.3
Petit Verdot	300.00	013800	1.0		300.00	000100	2,282.3
Wtd. Avg. Base & Total Tons	300.00		1.0		300.00	009100	179.2
					346.14	017000	119.3
Petite Sirah	250.00	009100	32.2		350.00	001900	269.5
	346.42	022600	159.5		350.00	046000	2,331.8
	400.00	000100	230.5		400.00	000100	188.0
	500.00	000100	2.0		400.00	013600	159.2
	800.00	000100	2.0	Wtd. Avg. Base & Total Tons	260.17		56,759.9
Wtd. Avg. Base & Total Tons	1,800.00	024800	2.1				
	377.97		428.3	Sangiovese *	200.00	000100	70.3
					250.00	002200	283.7
Pinot Noir	275.00	000100	4.5		300.00	013800	2.0
	346.13	026400	29.5		350.00	000100	13.9
	350.00	002200	959.3	Wtd. Avg. Base & Total Tons	244.53		369.9
	350.00	062425	143.9				
	500.00	000100	2,514.4	Segalin	350.00	000100	668.4
	525.00	001900	93.0	Wtd. Avg. Base & Total Tons	350.00		668.4
	525.00	017400	51.6				
	600.00	000100	68.6	Souzao	250.00	000100	142.3
	700.00	000100	7.8		615.21	000100	34.3
	740.00	000100	66.5	Wtd. Avg. Base & Total Tons	320.93		176.6
Wtd. Avg. Base & Total Tons	463.69		3,939.1				
				Syrah *	100.00	000100	3.6
Primitivo	300.00	013800	1.0		149.50	032500	9.1
Wtd. Avg. Base & Total Tons	300.00		1.0		175.00	001700	209.8
					225.00	000100	43.6
Royalty	250.00	062420	60.4		250.00	000100	325.5
Wtd. Avg. Base & Total Tons	250.00		60.4		275.00	002200	513.5
					275.00	066160	3,618.2
Rubired *	200.00	000100	159.5		300.00	000100	3,364.9
	200.00	011847	671.4		300.00	013800	2.0
	250.00	000100	5,255.3		300.00	017200	346.1
	250.00	011847	6,633.8		300.00	020700	1,458.9
	250.00	012900	2,183.9		300.00	020800	304.6
	250.00	013000	794.3		300.00	021000	635.3
	250.00	020800	486.4		300.00	021200	655.5
	250.00	038700	1,737.8		300.00	046300	451.7
	250.00	048030	4,359.2		300.00	066165	7,335.4
	250.00	054480	5,409.5		310.00	002200	386.4
	250.00	058660	475.1		325.00	000100	59.7
	250.00	062420	84,412.6		325.00	017400	45.3
	250.00	062435	1,402.3		348.06	000100	1,786.9
	268.25	000100	576.2		350.00	000100	2,382.0
	275.00	000100	844.7		350.00	009100	183.7
	275.00	011847	292.2		350.00	018675	1,060.4
	275.00	017200	100.4		350.00	038700	455.4
	275.00	021000	803.2		350.00	058680	2,526.1
	290.00	021000	688.8		365.00	000100	610.5
	300.00	000100	128.8		375.00	000100	66.6
	300.00	013800	1.0		400.00	000100	239.9
	300.00	046000	1,230.5		400.00	018675	1,007.4
	303.00	000100	25.4		400.00	021000	433.4
	310.00	000100	583.8		400.00	068300	1,468.6
	346.21	064890	316.9		404.00	000100	52.4
	350.00	009100	717.9		415.00	022600	178.4
	350.00	046000	70.4		425.00	020600	248.6
Wtd. Avg. Base & Total Tons	252.17		120,361.3		425.00	023600	607.4
					450.00	000100	1.8
Ruby Cabernet	165.00	038300	15.6		450.00	046000	396.1
	200.00	000100	196.2		500.00	000100	2.0
	250.00	000100	5,590.8		500.00	024300	220.2
	250.00	008730	2,323.7		500.00	027500	2.0
	250.00	016900	4,340.0		500.00	070462	20.0
	250.00	017200	1,696.4		500.00	070590	197.2
	250.00	020800	4,545.3		555.50	009100	22.3
	250.00	055340	26,204.9		800.00	000100	3.0
	255.00	020600	970.2	Wtd. Avg. Base & Total Tons	327.09		33,941.4
	275.00	000100	336.8				

TABLE 8: BASE PRICE PAID TO GROWERS FOR GRAPES CRUSHED AND DELIVERED TO CALIFORNIA PROCESSORS FROM THE 2009 CROP WITH BRIX FACTORS AND PURCHASED TONNAGE, BY TYPE, VARIETY, REPORTING DISTRICT WHERE GROWN, AND WEIGHTED AVERAGE BASE PRICE.

District, Type, and Variety	Base Price	Brix	Tons	District, Type, and Variety	Base Price	Brix	Tons
	Per Ton	Factors			Per Ton	Factors	
	Dollars	Code a/			Dollars	Code a/	
DISTRICT 13 (Cont'd)				RAISIN GRAPES			
Tempranillo *	100.00	000100	0.7	Fiesta	141.05	000100	47.5
	175.00	017400	6.4		145.60	000100	102.8
	275.00	046000	492.8	Wtd. Avg. Base & Total Tons	144.16		150.3
	325.00	061300	2,332.4				
	325.00	065250	1,372.6	Thompson Seedless	144.30	000100	1,656.3
	340.00	002200	693.8		165.00	000100	7,924.0
	350.00	000100	2.0	Wtd. Avg. Base & Total Tons	161.42		9,580.3
	525.00	000100	14.5				
Wtd. Avg. Base & Total Tons	322.48		4,915.2	TABLE GRAPES			
				Autumn Royal	126.10	000100	208.0
Tinta Cao	325.00	065250	383.4	Wtd. Avg. Base & Total Tons	126.10		208.0
	700.00	000100	2.4				
Wtd. Avg. Base & Total Tons	327.33		385.8	Autumn Seedless	149.50	000100	42.6
				Wtd. Avg. Base & Total Tons	149.50		42.6
Tinta Madeira	685.46	000100	52.0				
Wtd. Avg. Base & Total Tons	685.46		52.0	Calmeria	130.65	000100	17.1
				Wtd. Avg. Base & Total Tons	130.65		17.1
Touriga Nacional *	200.00	000100	12.3	Christmas Rose	149.50	032500	25.9
	325.00	065250	200.1	Wtd. Avg. Base & Total Tons	149.50		25.9
	700.00	000100	21.8				
Wtd. Avg. Base & Total Tons	353.34		234.2	Crimson Seedless *	139.10	000100	2,110.4
				Wtd. Avg. Base & Total Tons	139.10		2,110.4
Zinfandel	165.00	004750	23.5				
	225.00	000400	1,686.0	Emerald Seedless *	143.65	000100	214.0
	225.00	000600	10,309.7		149.50	000100	114.4
	225.00	005320	1,261.2	Wtd. Avg. Base & Total Tons	145.69		328.4
	225.00	008380	303.0				
	225.00	033600	995.1	Flame Seedless *	135.85	000100	406.1
	225.00	033660	286.5		149.50	000100	922.1
	225.00	033670	1,185.7	Wtd. Avg. Base & Total Tons	145.33		1,328.2
	230.00	000100	873.8				
	235.00	000100	227.3	Italia *	143.65	000100	49.6
	242.54	033620	23.6	Wtd. Avg. Base & Total Tons	143.65		49.6
	250.00	000100	35,726.0				
	250.00	000400	2,839.9	Princess *	139.75	000100	471.4
	250.00	004750	3,095.3	Wtd. Avg. Base & Total Tons	139.75		471.4
	250.00	005350	11,947.0				
	250.00	006500	5,142.2	Red Globe *	138.45	000100	2,552.2
	250.00	017200	15.8	Wtd. Avg. Base & Total Tons	138.45		2,552.2
	250.00	017400	104.0				
	250.00	033600	4,360.4	Ruby Seedless *	139.10	000100	424.3
	250.00	033620	2,020.0		149.50	000100	40.8
	250.00	033625	5,204.8	Wtd. Avg. Base & Total Tons	149.50	032500	97.3
	250.00	033960	6,178.5		141.65		562.4
	265.00	000100	871.7				
	271.42	007600	923.7	Other Table b/	5.50 c/	032500	56.8
	275.00	000100	3,248.6		5.75 c/	032500	1,418.4
	275.00	000400	13,012.5		6.50 c/	032500	599.2
	275.00	007600	2,460.0		7.00 c/	032500	3,920.9
	275.00	033660	2,488.6	Wtd. Avg. Base & Total Tons	0.00 e/		5,995.3
	300.00	000100	1,379.2				
	300.00	007600	429.1	WINE GRAPES (WHITE)			
	346.34	008390	2,895.0	Burger *	185.00	004495	1,852.8
	350.00	000100	93.8	Wtd. Avg. Base & Total Tons	185.00		1,852.8
Wtd. Avg. Base & Total Tons	254.26		121,611.5				
				Chardonnay *	300.00	000100	773.0
Other Red b/	137.14	000100	335.3		300.00	017200	561.2
	143.76	032500	4,481.1		310.00	001000	4,424.6
	143.87	000100	583.3		340.00	000100	119.1
	146.02	000100	2,917.7		350.00	000100	5,312.2
	149.50	032500	25.8		350.00	001400	291.4
	150.00	001400	41.8		350.00	013800	290.9
	159.60	000100	14.1		400.00	000100	27,650.4
	165.00	038300	24.3		500.00	000100	488.9
	175.00	000100	67.2	Wtd. Avg. Base & Total Tons	380.34		39,911.7
	300.00	000100	27.0				
	346.26	000100	36.2	Chenin Blanc	225.00	000100	1,666.5
	550.00	017200	7.7		225.00	006400	4,596.6
	800.00	024800	1.4		225.00	011300	496.3
Wtd. Avg. Base & Total Tons	146.48		8,562.9	Wtd. Avg. Base & Total Tons	225.00		6,759.4

DISTRICT 14

TABLE 8: BASE PRICE PAID TO GROWERS FOR GRAPES CRUSHED AND DELIVERED TO CALIFORNIA PROCESSORS FROM THE 2009 CROP WITH BRIX FACTORS AND PURCHASED TONNAGE, BY TYPE, VARIETY, REPORTING DISTRICT WHERE GROWN, AND WEIGHTED AVERAGE BASE PRICE.

District, Type, and Variety	Base Price	Brix	Tons	District, Type, and Variety	Base Price	Brix	Tons
	Per Ton	Factors			Per Ton	Factors	
	Dollars	Code a/			Dollars	Code a/	
DISTRICT 14 (Cont'd)				Wtd. Avg. Base & Total Tons	389.14		23,748.4
Emerald Riesling	175.00	038300	79.9	Carignane	250.00	002200	1,608.6
	350.00	000100	576.9	Wtd. Avg. Base & Total Tons	250.00		1,608.6
Wtd. Avg. Base & Total Tons	328.71		656.8	Carnelian	250.00	000100	771.8
French Colombard	148.20	000100	34.2	Wtd. Avg. Base & Total Tons	250.00		771.8
	165.00	001600	678.0	Grenache *	225.00	000100	172.6
	225.00	000100	13,789.9		225.00	001000	594.7
	225.00	001400	8,036.1		250.00	000100	4,024.0
	225.00	001800	9,477.4	Wtd. Avg. Base & Total Tons	246.00		4,791.3
	225.00	007600	11,892.3	Merlot	350.00	000100	13,399.5
	225.00	012400	322.1		350.00	020700	4,934.1
	225.00	013600	637.8		404.00	000100	320.1
	225.00	013800	1,812.5	Wtd. Avg. Base & Total Tons	350.93		18,653.7
	225.00	038300	1,434.4	Mission	175.00	046200	993.2
	300.00	010570	4,037.4	Wtd. Avg. Base & Total Tons	175.00		993.2
Wtd. Avg. Base & Total Tons	229.98		52,152.1	Montepulciano	250.00	000100	139.0
Muscat Blanc *	400.00	000100	278.6	Wtd. Avg. Base & Total Tons	250.00		139.0
Wtd. Avg. Base & Total Tons	400.00		278.6	Pinot Noir	400.00	020690	132.8
Muscat of Alexandria	149.50	000100	19.1		500.00	000100	7,575.3
	250.00	000100	1,384.9	Wtd. Avg. Base & Total Tons	498.28		7,708.1
	275.00	000100	874.3	Royalty	250.00	012900	151.7
	275.00	038300	1,951.1		250.00	062420	65.7
	285.00	000100	1,422.4	Wtd. Avg. Base & Total Tons	250.00		217.4
	290.00	000100	64.6	Rubired *	200.00	013000	886.1
	295.00	000800	6,904.1		230.00	000100	2,388.3
	300.00	000100	2,436.5		245.00	017400	383.3
	300.00	000800	1,386.9		250.00	000100	6,959.2
	300.00	013800	423.4		250.00	013000	2,617.9
	305.00	000800	1,252.5		250.00	013960	4,075.9
	325.00	000100	2,400.0		250.00	018900	141.9
	350.00	000100	442.6		250.00	021000	383.1
	350.00	017400	3,424.2		250.00	048030	2,632.1
Wtd. Avg. Base & Total Tons	302.47		24,386.6		250.00	062420	17,096.9
Pinot Gris *	400.00	000100	421.1		260.00	000100	541.5
	400.00	010570	22,875.5		275.00	000100	241.6
	600.00	010700	234.8		275.00	017000	134.8
Wtd. Avg. Base & Total Tons	402.00		23,531.4		275.00	021000	1,259.7
Sauvignon Blanc	250.00	010900	428.4		323.00	017400	148.6
	350.00	000100	3,578.7	Wtd. Avg. Base & Total Tons	249.08		39,890.9
Wtd. Avg. Base & Total Tons	339.31		4,007.1	Ruby Cabernet	200.00	000100	191.1
Symphony	300.00	000100	1,194.4		200.00	005080	280.9
Wtd. Avg. Base & Total Tons	300.00		1,194.4		225.00	000100	78.1
Triplet Blanc	275.00	000100	922.8		230.00	000100	1,305.3
Wtd. Avg. Base & Total Tons	275.00		922.8		250.00	000100	10,303.3
Other White b/	225.00	000100	419.5		250.00	016900	520.6
Wtd. Avg. Base & Total Tons	225.00		419.5		260.00	000100	557.9
WINE GRAPES (RED)					275.00	000100	302.2
Alicante Bouschet *	350.00	013600	96.4		275.00	005080	934.1
Wtd. Avg. Base & Total Tons	350.00		96.4		290.00	000100	147.7
Barbera	250.00	002000	279.7		328.25	000100	338.3
Wtd. Avg. Base & Total Tons	250.00		279.7	Wtd. Avg. Base & Total Tons	251.15		14,959.5
Cabernet Franc	250.00	000100	510.5	Salvador	295.00	041500	1,218.7
Wtd. Avg. Base & Total Tons	250.00		510.5	Wtd. Avg. Base & Total Tons	295.00		1,218.7
Cabernet Sauvignon	250.00	000100	141.0	Sangiovese *	250.00	000100	657.6
	350.00	000100	4,129.6	Wtd. Avg. Base & Total Tons	250.00		657.6
	350.00	021000	729.3	Syrah *	300.00	000100	389.3
	350.00	022600	3,323.5		300.00	020700	433.9
	400.00	016900	8,268.8		300.00	066165	185.2
	406.00	000100	3,947.3		350.00	000100	3,812.7
	415.00	017400	335.2	Wtd. Avg. Base & Total Tons	339.54		4,821.1
	450.00	020600	2,873.7				

TABLE 8: BASE PRICE PAID TO GROWERS FOR GRAPES CRUSHED AND DELIVERED TO CALIFORNIA PROCESSORS FROM THE 2009 CROP WITH BRIX FACTORS AND PURCHASED TONNAGE, BY TYPE, VARIETY, REPORTING DISTRICT WHERE GROWN, AND WEIGHTED AVERAGE BASE PRICE.

District, Type, and Variety	Base Price	Brix	Tons	District, Type, and Variety	Base Price	Brix	Tons
	Per Ton	Factors			Per Ton	Factors	
	Dollars	Code a/			Dollars	Code a/	
DISTRICT 14 (Cont'd)					750.00	017400	3.0
					1,000.00	024500	16.0
Zinfandel	225.00	000100	600.7		1,250.00	000100	22.9
	250.00	000100	3,516.7	Wtd. Avg. Base & Total Tons	563.73		249.9
	250.00	005350	1,318.5	DISTRICT 16			
	250.00	006970	521.3	TABLE GRAPES			
	250.00	007600	229.0	Other Table b/	500.00	000100	0.1
	275.00	000100	148.2	Wtd. Avg. Base & Total Tons	500.00		0.1
	300.00	000100	44,399.1	WINE GRAPES (WHITE)			
Wtd. Avg. Base & Total Tons	293.53		50,733.5	Chardonnay *	700.00	020600	1.9
					900.00	000100	4.1
Other Red b/	141.05	000100	436.6		1,000.00	000100	11.0
	143.65	000100	1,107.8		1,000.00	017000	0.7
	145.57	032500	1,747.2		1,022.00	000100	9.0
	175.00	000100	2,199.3		1,050.00	020800	5.0
Wtd. Avg. Base & Total Tons	156.61		5,490.9		1,087.10	000100	7.3
					1,100.00	000100	10.5
DISTRICT 15					1,300.00	020800	22.4
WINE GRAPES (WHITE)					1,300.00	021000	10.5
Chardonnay *	500.00	000100	1.0		1,500.00	011300	0.8
	1,000.00	017400	5.0	Wtd. Avg. Base & Total Tons	1,137.31		83.2
	2,000.00	000100	1.1				
Wtd. Avg. Base & Total Tons	1,084.51		7.1	Chenin Blanc	600.00	000100	2.3
					800.00	000100	3.7
Muscat Blanc *	1,000.00	031525	1.0	Wtd. Avg. Base & Total Tons	723.33		6.0
Wtd. Avg. Base & Total Tons	1,000.00		1.0				
				Gewurztraminer	825.00	000100	6.8
Palomino *	300.00	000100	12.0	Wtd. Avg. Base & Total Tons	825.00		6.8
Wtd. Avg. Base & Total Tons	300.00		12.0				
				Malvasia Bianca	1,800.00	011300	0.2
Pinot Gris *	2,000.00	000100	0.4	Wtd. Avg. Base & Total Tons	1,800.00		0.2
Wtd. Avg. Base & Total Tons	2,000.00		0.4				
				Moscato Gaillo *	1,000.00	017800	3.7
Viognier	2,000.00	000100	0.5	Wtd. Avg. Base & Total Tons	1,000.00		3.7
Wtd. Avg. Base & Total Tons	2,000.00		0.5				
				Muscat Blanc *	800.00	000100	3.2
WINE GRAPES (RED)					900.00	030350	16.6
Cabernet Franc	1,000.00	017400	2.5		1,000.00	017400	0.4
Wtd. Avg. Base & Total Tons	1,000.00		2.5		1,100.00	000100	22.8
					1,200.00	000100	4.2
Cabernet Sauvignon	700.00	000100	16.0		1,250.00	020800	5.8
	1,000.00	017400	1.0		1,250.00	024800	18.8
Wtd. Avg. Base & Total Tons	717.65		17.0	Wtd. Avg. Base & Total Tons	1,350.00	024500	11.8
					1,132.78		83.6
Grenache *	450.00	000100	34.0				
	500.00	000100	5.0	Muscat Orange	1,000.00	000100	5.0
Wtd. Avg. Base & Total Tons	456.41		39.0	Wtd. Avg. Base & Total Tons	1,000.00		5.0
Malbec	1,000.00	017400	2.0	Muscat of Alexandria	500.00	000100	4.5
	2,000.00	000100	0.5	Wtd. Avg. Base & Total Tons	500.00		4.5
Wtd. Avg. Base & Total Tons	1,200.00		2.5				
				Palomino *	450.00	000100	16.0
Mataro *	450.00	000100	36.0	Wtd. Avg. Base & Total Tons	450.00		16.0
Wtd. Avg. Base & Total Tons	450.00		36.0				
				Pinot Gris *	1,250.00	020800	3.9
Merlot	700.00	000100	2.0		1,500.00	011300	6.2
	800.00	000100	11.0		1,500.00	015300	4.3
Wtd. Avg. Base & Total Tons	784.62		13.0	Wtd. Avg. Base & Total Tons	1,432.29		14.4
Mission	100.00	000100	25.4	Roussanne	1,388.61	000100	1.0
	300.00	000100	6.0	Wtd. Avg. Base & Total Tons	1,400.00	020800	9.2
Wtd. Avg. Base & Total Tons	138.22		31.4		1,398.88		10.2
Pinot Noir	1,000.00	017400	0.5	Sauvignon Blanc	1,100.00	000100	6.6
	3,000.00	000100	80.6		1,200.00	020600	12.6
	3,566.23	000100	88.3		1,250.00	000100	7.5
Wtd. Avg. Base & Total Tons	3,289.25		169.4		1,250.00	020800	1.7
					1,300.00	017200	2.0
Syrah *	1,000.00	017400	3.0		1,350.00	013100	1.3
Wtd. Avg. Base & Total Tons	1,000.00		3.0		1,350.00	020800	11.8
					1,500.00	011300	0.8
Zinfandel	450.00	000100	200.0				
	500.00	000100	8.0				

TABLE 8: BASE PRICE PAID TO GROWERS FOR GRAPES CRUSHED AND DELIVERED TO CALIFORNIA PROCESSORS FROM THE 2009 CROP WITH BRIX FACTORS AND PURCHASED TONNAGE, BY TYPE, VARIETY, REPORTING DISTRICT WHERE GROWN, AND WEIGHTED AVERAGE BASE PRICE.

District, Type, and Variety	Base Price	Brix	Tons	District, Type, and Variety	Base Price	Brix	Tons
	Per Ton	Factors			Per Ton	Factors	
	Dollars	Code a/			Dollars	Code a/	
DISTRICT 16 (Cont'd)					1,500.00	027600	0.5
Wtd. Avg. Base & Total Tons	1,249.77		44.3		1,575.00	021200	1.1
					1,600.00	017200	3.7
Semillon	1,000.00	000100	1.6		1,600.00	021000	5.9
Wtd. Avg. Base & Total Tons	1,000.00		1.6	Wtd. Avg. Base & Total Tons	1,093.62		184.6
				Carignane	600.00	000100	3.0
Viognier	500.00	000100	5.5		800.00	013600	1.0
	950.00	024500	3.3	Wtd. Avg. Base & Total Tons	650.00		4.0
	1,100.00	020800	3.3				
	1,250.00	000100	3.3	Cinsaut *	1,450.00	000100	0.4
	1,250.00	024800	5.9		1,750.00	024500	14.1
	1,350.00	000100	5.2	Wtd. Avg. Base & Total Tons	1,741.72		14.5
	1,500.00	011300	5.7				
	1,500.00	019100	4.5	Counoise	1,450.00	000100	1.6
	1,500.00	024600	9.3	Wtd. Avg. Base & Total Tons	1,450.00		1.6
	1,500.00	024800	10.8				
	1,600.00	020800	4.5	Dolcetto	800.00	017800	0.3
Wtd. Avg. Base & Total Tons	1,316.23		61.3		1,200.00	020800	4.8
				Wtd. Avg. Base & Total Tons	1,176.47		5.1
White Riesling *	950.00	000100	26.9				
	1,000.00	010700	13.2	Grenache *	1,000.00	017400	0.4
Wtd. Avg. Base & Total Tons	966.46		40.1		1,000.00	017800	0.7
					1,250.00	024500	4.3
WINE GRAPES (RED)					1,300.00	000100	3.8
Aleatico	1,940.70	024800	0.7		1,309.97	000100	1.8
Wtd. Avg. Base & Total Tons	1,940.70		0.7		1,350.00	024500	8.3
					1,788.59	020800	7.4
Alicante Bouschet *	1,650.00	029125	2.8	Wtd. Avg. Base & Total Tons	1,431.22		26.7
Wtd. Avg. Base & Total Tons	1,650.00		2.8				
				Malbec	800.00	017800	1.0
Barbera	1,000.00	017800	5.6		1,100.00	027600	1.4
	1,300.00	021000	2.9		1,200.00	024300	2.7
	1,350.00	017000	1.7		1,300.00	024500	2.0
	1,400.00	017000	1.4		2,840.00	000100	2.8
Wtd. Avg. Base & Total Tons	1,174.57		11.6	Wtd. Avg. Base & Total Tons	1,629.49		9.9
Cabernet Franc	750.00	024500	2.2	Mataro *	1,100.00	017800	2.3
	900.00	017800	0.5		1,350.00	000100	5.3
	1,000.00	000100	0.2		1,350.00	024500	4.8
	1,150.00	021000	10.6		1,400.00	017000	4.6
	1,197.38	000100	3.3		1,450.00	024500	13.6
	1,200.00	000100	7.0	Wtd. Avg. Base & Total Tons	1,383.17		30.6
	1,250.00	024500	5.5				
	1,350.00	020800	4.8	Merlot	800.00	000100	3.2
	1,350.00	021000	2.8		800.00	013600	2.0
	1,350.00	024500	7.1		800.00	022600	28.6
	1,500.00	017800	4.9		900.00	017800	5.2
Wtd. Avg. Base & Total Tons	1,245.63		48.9		950.00	024500	2.6
					1,000.00	000100	11.8
Cabernet Sauvignon	250.00	000100	6.0		1,000.00	017200	1.5
	500.00	017800	4.1		1,000.00	027600	2.5
	800.00	013600	2.0		1,050.00	000100	8.1
	800.00	017800	3.9		1,100.00	013400	5.4
	800.00	020800	13.7		1,100.00	024800	1.2
	805.00	020800	5.1		1,150.00	021000	11.1
	900.00	017800	2.6		1,150.00	024500	59.3
	950.00	000100	2.1		1,400.00	017200	4.2
	1,000.00	000100	0.4		1,500.00	011300	0.7
	1,000.00	017800	5.3	Wtd. Avg. Base & Total Tons	1,042.37		147.4
	1,000.00	021000	3.7				
	1,000.00	024500	2.2	Montepulciano	1,100.00	020800	0.8
	1,100.00	020800	2.0	Wtd. Avg. Base & Total Tons	1,100.00		0.8
	1,100.00	024500	5.7				
	1,100.00	027600	1.6	Nebbiolo	1,600.00	024500	4.9
	1,114.99	000100	25.3	Wtd. Avg. Base & Total Tons	1,600.00		4.9
	1,150.00	024500	37.2				
	1,200.00	000100	6.9	Petit Verdot	800.00	017800	0.7
	1,200.00	027600	8.0		900.00	017800	4.4
	1,250.00	000100	12.1		950.00	024500	0.6
	1,250.00	024500	3.4		1,150.00	021000	0.9
	1,300.00	017200	3.8		1,200.00	026400	1.8
	1,300.00	024500	13.0		1,300.00	024500	3.2
	1,350.00	021000	3.3				

TABLE 8: BASE PRICE PAID TO GROWERS FOR GRAPES CRUSHED AND DELIVERED TO CALIFORNIA PROCESSORS FROM THE 2009 CROP WITH BRIX FACTORS AND PURCHASED TONNAGE, BY TYPE, VARIETY, REPORTING DISTRICT WHERE GROWN, AND WEIGHTED AVERAGE BASE PRICE.

District, Type, and Variety	Base Price	Brix	Tons	District, Type, and Variety	Base Price	Brix	Tons
	Per Ton	Factors			Per Ton	Factors	
	Dollars	Code a/			Dollars	Code a/	
DISTRICT 16 (Cont'd)				DISTRICT 17			
Petit Verdot (Cont'd)	1,300.00	027600	0.9	Other Red b/	450.00	000100	5.0
Wtd. Avg. Base & Total Tons	1,089.20		12.5	Wtd. Avg. Base & Total Tons	450.00		5.0
Petite Sirah	1,100.00	029125	2.0	WINE GRAPES (WHITE)			
	1,150.00	024500	3.8	Chardonnay *	150.00	000100	520.8
	1,300.00	029125	2.2		165.00	000100	1,434.0
	1,350.00	027600	7.9		165.00	016390	118.3
	1,500.00	017800	2.9		175.00	002200	1,865.5
Wtd. Avg. Base & Total Tons	1,300.27		18.8		175.00	012500	120.9
Pinot Noir	800.00	000100	2.9		175.00	038300	1,718.0
	900.00	008400	5.5		185.00	000100	156.5
	1,200.00	007600	6.3		200.00	000100	292.5
	1,200.00	011300	7.1		200.00	021000	32.0
	1,500.00	011300	4.1		225.00	002000	2,094.7
Wtd. Avg. Base & Total Tons	1,139.00		25.9		225.00	002200	113.2
Pinotage	1,200.00	000100	0.4		225.00	002300	303.9
Wtd. Avg. Base & Total Tons	1,200.00		0.4		300.00	000100	65.0
Primitivo	1,100.00	024500	1.8		300.00	046000	301.9
Wtd. Avg. Base & Total Tons	1,100.00		1.8		400.00	016650	1,073.7
Salvador	1,350.00	024500	2.6		425.00	015500	278.0
Wtd. Avg. Base & Total Tons	1,350.00		2.6		450.00	002000	1,384.0
Sangiovese *	500.00	020800	4.5		450.00	019000	417.2
	700.00	000100	7.7		475.00	016390	608.3
	1,500.00	000100	2.0		500.00	000100	816.6
	1,500.00	017800	11.6		500.00	016390	489.5
	1,500.00	021000	11.7		500.00	017000	5,665.9
	1,600.00	017000	4.1		500.00	024300	69.6
Wtd. Avg. Base & Total Tons	1,253.61		41.6		525.00	000100	737.9
Syrah *	500.00	000100	1.3		525.00	016390	418.6
	800.00	013600	1.8		540.00	000100	674.7
	1,000.00	000100	0.4		540.00	007600	506.6
	1,000.00	013100	1.1		550.00	000100	825.7
	1,000.00	021000	0.6		550.00	002000	5,571.4
	1,000.00	024500	8.3		550.00	002200	440.0
	1,100.00	024300	6.3		550.00	002300	720.0
	1,150.00	000100	3.8		550.00	015500	994.6
	1,200.00	000100	1.3		550.00	016390	310.6
	1,250.00	024500	7.2		560.00	002000	360.0
	1,300.00	024500	15.1		568.39	016390	542.0
	1,350.00	000100	7.5		568.39	019000	104.9
	1,400.00	017800	2.4		570.00	013600	1.1
	1,500.00	021000	4.4		570.82	000100	1,553.5
	1,600.00	024500	8.3		570.82	017000	42.9
	1,600.00	024800	8.4		570.82	046000	1,411.5
Wtd. Avg. Base & Total Tons	1,288.81		78.2		600.00	000100	938.6
Tempranillo *	1,200.00	011300	1.5		600.00	013600	460.2
	1,200.00	024500	5.8		600.00	017400	1,112.2
	1,300.00	016900	0.9		600.00	019200	768.8
	1,400.00	027500	5.8		625.23	016390	64.8
	1,500.00	011300	0.6		650.00	000100	1,168.2
	1,500.00	024500	7.6		650.00	013700	314.0
Wtd. Avg. Base & Total Tons	1,367.12		22.2		660.00	017400	859.1
Zinfandel	750.00	029125	7.2		690.83	000100	3,504.2
	900.00	024500	4.0	Wtd. Avg. Base & Total Tons	700.00	000100	201.7
	1,000.00	011300	0.4		725.00	024800	48.0
	1,000.00	024500	2.0		750.00	000100	405.9
	1,100.00	027600	16.0		800.00	000100	115.5
	1,200.00	000100	4.0		915.30	000100	191.6
	1,250.00	027600	4.2		915.30	017200	1,043.2
	1,400.00	027600	6.1	Wtd. Avg. Base & Total Tons	497.01		47,277.7
	1,500.00	017800	1.5	Chenin Blanc	175.00	038300	92.7
	1,500.00	024500	10.1		185.00	000100	204.5
Wtd. Avg. Base & Total Tons	1,170.99		55.5		200.00	000100	1,013.3
					200.00	001300	98.0
					200.00	009300	8.9
					300.00	000100	115.3
					300.00	009800	150.6
					300.00	013100	1,437.5
					325.00	040410	260.0
					325.00	040425	1,958.0

TABLE 8: BASE PRICE PAID TO GROWERS FOR GRAPES CRUSHED AND DELIVERED TO CALIFORNIA PROCESSORS FROM THE 2009 CROP WITH BRIX FACTORS AND PURCHASED TONNAGE, BY TYPE, VARIETY, REPORTING DISTRICT WHERE GROWN, AND WEIGHTED AVERAGE BASE PRICE.

District, Type, and Variety	Base Price	Brix	Tons	District, Type, and Variety	Base Price	Brix	Tons
	Per Ton	Factors			Per Ton	Factors	
	Dollars	Code a/			Dollars	Code a/	
DISTRICT 17 (Cont'd)							
Chenin Blanc (Cont'd)	350.00	039400	310.0		352.75	000100	27.1
	390.00	013100	193.8		357.00	000100	24.5
	400.00	001300	420.0		365.50	000100	26.6
	400.00	002000	109.4		382.50	000100	27.0
	425.00	009800	379.0		386.75	000100	52.5
	450.00	009100	242.3		400.00	000100	222.5
	450.00	009800	564.2		425.00	000100	173.8
	475.00	011300	944.3		450.00	008820	349.0
	500.00	000100	75.0		450.00	011100	2,196.0
	525.00	022900	301.7		459.00	011100	212.8
	550.00	009400	196.5		460.00	017000	28.4
	600.00	029050	23.2		468.77	008820	205.9
	750.00	000100	72.1		490.13	046000	343.0
	1,300.00	013400	3.0		500.00	000100	2,917.9
Wtd. Avg. Base & Total Tons	354.75		9,173.3		500.00	007900	254.7
					500.00	010800	1,087.0
Gewurztraminer	550.00	000100	264.0		500.00	011100	3,013.6
	650.00	000100	41.7		510.00	010800	220.0
	650.00	001300	291.8		550.00	010800	2,550.0
	900.00	000100	8.2		600.00	019200	75.8
	1,000.00	000100	5.9	Wtd. Avg. Base & Total Tons	675.00	015800	91.3
Wtd. Avg. Base & Total Tons	613.56		611.6		445.59		17,139.7
				Semillon	175.00	010800	81.8
Marsanne	900.00	000100	3.1		175.00	010900	306.0
Wtd. Avg. Base & Total Tons	900.00		3.1		175.00	011100	345.1
					175.00	038300	9.1
Muscat Blanc *	550.00	000100	23.4		400.00	042300	171.0
	550.00	016690	141.7		400.00	042400	585.0
	600.00	000100	2.8		450.00	010900	243.0
	700.00	000100	47.3		450.00	040600	162.0
	700.00	016690	23.9	Wtd. Avg. Base & Total Tons	322.91		1,903.0
	900.00	000100	50.2				
Wtd. Avg. Base & Total Tons	648.13		289.3	Symphony	350.00	046000	470.6
					375.00	012550	118.8
Muscat Orange	357.35	000100	16.8		400.00	001600	323.6
	650.00	000100	63.7	Wtd. Avg. Base & Total Tons	370.97		913.0
Wtd. Avg. Base & Total Tons	588.93		80.5				
				Verdelho	900.00	000100	35.9
Pinot Blanc	750.00	000100	88.0	Wtd. Avg. Base & Total Tons	900.00		35.9
Wtd. Avg. Base & Total Tons	750.00		88.0				
				Viognier	500.00	024300	118.1
Pinot Gris *	300.00	041700	85.6		500.00	069650	298.8
	400.00	000100	459.9		500.00	069655	36.6
	550.00	000100	22.3		550.00	069479	100.1
	550.00	015700	712.2		575.00	000100	141.5
	600.00	000100	53.1		600.00	000100	140.7
	600.00	001300	5,729.3		600.00	069150	111.3
	600.00	005350	27.2		700.00	000100	1.5
	600.00	010350	825.0		700.00	022900	228.7
	600.00	017000	1,530.6		1,000.00	000100	5.0
	650.00	000100	590.7	Wtd. Avg. Base & Total Tons	580.29		1,182.3
	650.00	010350	631.9				
	650.00	011100	321.7	White Riesling *	650.00	000100	269.8
	650.00	015700	1,148.4		650.00	001000	1,582.7
	700.00	000100	232.8	Wtd. Avg. Base & Total Tons	650.00		1,852.5
	775.00	000100	84.8				
	850.00	010350	107.0	WINE GRAPES (RED)			
	850.00	017200	7.0	Barbera	800.00	000100	4.6
	900.00	000100	243.0		1,000.00	000100	4.0
	900.00	019100	179.4		1,500.00	000100	3.2
	1,000.00	017400	17.7	Wtd. Avg. Base & Total Tons	1,057.63		11.8
Wtd. Avg. Base & Total Tons	613.89		13,009.6				
				Cabernet Franc	175.00	000100	100.6
Sauvignon Blanc	165.00	000100	12.8		800.00	000100	29.9
	175.00	010800	1,307.9	Wtd. Avg. Base & Total Tons	318.20		130.5
	175.00	011100	927.6				
	175.00	038300	51.0	Cabernet Sauvignon	165.00	000100	205.6
	300.00	000100	285.6		445.00	000100	954.1
	300.00	012175	194.6		510.00	000100	320.3
	314.50	000100	24.4		550.00	000100	620.9
	350.00	000100	212.0		550.00	028510	327.1
	352.70	000100	24.4		650.00	022900	287.4

TABLE 8: BASE PRICE PAID TO GROWERS FOR GRAPES CRUSHED AND DELIVERED TO CALIFORNIA PROCESSORS FROM THE 2009 CROP WITH BRIX FACTORS AND PURCHASED TONNAGE, BY TYPE, VARIETY, REPORTING DISTRICT WHERE GROWN, AND WEIGHTED AVERAGE BASE PRICE.

District, Type, and Variety	Base Price	Brix	Tons	District, Type, and Variety	Base Price	Brix	Tons
	Per Ton	Factors			Per Ton	Factors	
	Dollars	Code a/			Dollars	Code a/	
DISTRICT 17 (Cont'd)					675.00	067225	1,207.0
Cabernet Sauvignon (Cont'd)	759.26	000100	272.2		700.00	022900	492.0
Wtd. Avg. Base & Total Tons	514.37		2,987.6		700.00	067225	1,720.0
					750.00	000100	1,136.6
Gamay (Napa) *	400.00	007600	190.8		750.00	024600	52.7
Wtd. Avg. Base & Total Tons	400.00		190.8		800.00	000100	130.3
					800.00	025100	51.7
Merlot	175.00	000100	97.8		900.00	022900	499.7
	175.00	002600	0.3		925.00	000100	128.7
	175.00	045600	100.9	Wtd. Avg. Base & Total Tons	663.17		8,549.8
	200.00	000100	48.1				
	200.00	020700	160.0	Primitivo	800.00	000100	1.7
	225.00	000100	131.6		1,000.00	000100	2.0
	250.00	019930	251.9	Wtd. Avg. Base & Total Tons	908.11		3.7
	400.00	000100	154.6				
	400.00	066155	522.9	Syrah *	425.00	000100	23.9
	420.00	000100	732.5		500.00	020600	6.0
	425.00	000100	49.1		600.00	000100	871.1
	425.00	019930	222.2		650.00	000100	180.4
	445.00	022600	139.6		800.00	000100	13.2
	450.00	000100	20.0		1,000.00	000100	10.6
	450.00	020700	400.9	Wtd. Avg. Base & Total Tons	610.06		1,105.2
	450.00	022800	142.8				
	450.00	066122	125.0	Tempranillo *	800.00	000100	10.2
	500.00	017000	379.3		1,500.00	000100	2.1
	525.00	000100	206.3	Wtd. Avg. Base & Total Tons	919.51		12.3
	525.00	019930	245.4				
	550.00	000100	2,834.6	Teroldego	800.00	000100	7.0
	550.00	017000	546.3		1,000.00	000100	2.5
	550.00	022900	182.1		1,750.00	000100	5.4
	550.00	064175	356.8	Wtd. Avg. Base & Total Tons	1,177.85		14.9
	582.34	046000	96.1				
	713.82	000100	2,587.3	Zinfandel	200.00	007600	180.8
	1,800.00	000100	1.8		250.00	000100	165.5
Wtd. Avg. Base & Total Tons	533.13		10,736.2		350.00	036800	1,680.3
					360.73	007600	576.0
Petit Verdot	610.00	000100	200.7		400.00	000100	45.2
	800.00	000100	11.6		400.00	006300	597.0
	1,000.00	000100	3.8		540.00	000100	250.6
	1,750.00	000100	2.4	Wtd. Avg. Base & Total Tons	362.08		3,495.4
Wtd. Avg. Base & Total Tons	639.39		218.5				
Petite Sirah	250.00	024600	59.7				
	300.00	000100	201.0				
	500.00	046000	75.2				
	600.00	066124	200.0				
	620.00	000100	498.6				
	650.00	000100	50.4				
	650.00	026135	25.1				
	680.19	021200	109.8				
	750.00	017800	153.4				
	800.00	000100	21.9				
	800.00	026135	44.1				
	839.05	000100	1,888.9				
	850.00	000100	3.6				
	900.00	000100	147.5				
	1,000.00	000100	9.2				
	1,050.00	000100	6.6				
	1,050.00	021200	420.8				
	1,100.00	017800	23.9				
	1,100.00	026135	24.4				
	1,250.00	000100	3.9				
	1,250.00	013600	1.2				
	1,300.00	000100	71.7				
	1,300.00	025100	3.2				
	1,350.00	025650	70.9				
	1,500.00	038900	2.5				
Wtd. Avg. Base & Total Tons	793.82		4,117.5				
Pinot Noir	175.00	002300	172.6				
	200.00	002300	445.1				
	600.00	000100	1,048.1				
	650.00	002300	1,465.3				

* Synonyms for variety names are shown on Page 5.
a/ See code descriptions in Table 8 - Supplement: 2009 Brix Adjustment Factors.
b/ Other categories include minor and mixed varieties.
c/ Price basis per Degree Brix.
d/ Price per Degree Brix not included in weighted average base price.
e/ All prices based on per Degree Brix.

TABLE 8 - SUPPLEMENT: 2009 BRIX ADJUSTMENT FACTORS

The following Brix adjustment factors are on a per degree Brix basis and are normally calculated to a tenth of a degree, and are cumulative unless otherwise indicated. Most processors, however, indicate maximum and/or minimum Brix acceptance limits. Grapes testing above or below these limits may be subject to price renegotiation, acceptance for use other than for table wine, or rejection by the processors. Discounts for high sugar apply to both base price and bonus unless otherwise stated. There are factors other than Brix, such as material other than grapes (MOG), defects, weight loss in late harvest grapes, and sugar/acid ratios that affect grape prices. These were not considered in this presentation, unless otherwise stated, but were considered in arriving at weighted average prices.

Category	Code	Description	Category	Code	Description
PREMIUM	000100	No max. or min.	008200	Acceptable limits 18-25	
	000300	Min. acceptance 15	008310	Acceptable limits 18.1-24.3	
	000400	Min. acceptance 16	008320	Acceptable limits 18.1-29.6	
	000500	Min. acceptance 16.5	008330	Acceptable limits 18.2-24.2	
	000600	Min. acceptance 17	008340	Acceptable limits 18.2-25.2	
	000700	Min. acceptance 17.5	008345	Acceptable limits 18.2-27	
	000800	Min. acceptance 18	008350	Acceptable limits 18.3-29.1	
	000900	Min. acceptance 18.5	008370	Acceptable limits 18.4-31.8	
	001000	Min. acceptance 19	008380	Acceptable limits 18.5-19.5	
	001200	Min. acceptance 19.3	008390	Acceptable limits 18.5-20	
001300	Min. acceptance 19.5	008400	Acceptable limits 18.5-20.5		
001310	Min. acceptance 19.6	008730	Acceptable limits 18.5-24.2		
001400	Min. acceptance 20	008750	Acceptable limits 18.5-24.7		
001600	Min. acceptance 20.5	008815	Acceptable limits 18.6-25.8		
001620	Min. acceptance 20.7	008820	Acceptable limits 18.7-21.5		
001700	Min. acceptance 21	008835	Acceptable limits 18.8-23.5		
001800	Min. acceptance 21.5	008880	Acceptable limits 18.9-22.8		
001850	Min. acceptance 21.7	008900	Acceptable limits 19-20		
001900	Min. acceptance 22	009000	Acceptable limits 19-21		
002000	Min. acceptance 22.5	009100	Acceptable limits 19-22		
002100	Min. acceptance 22.8	009300	Acceptable limits 19-23		
002200	Min. acceptance 23	009350	Acceptable limits 19-23.5		
002250	Min. acceptance 23.2	009400	Acceptable limits 19-24		
002300	Min. acceptance 23.5	009430	Acceptable limits 19-24.3		
002500	Min. acceptance 23.8	009450	Acceptable limits 19-24.5		
002600	Min. acceptance 24	009500	Acceptable limits 19-25		
002800	Min. acceptance 24.4	009530	Acceptable limits 19-28		
002900	Min. acceptance 24.5	009535	Acceptable limits 19-29		
003010	Min. acceptance 24.7	009560	Acceptable limits 19.2-19.7		
003100	Min. acceptance 25	009570	Acceptable limits 19.2-28.6		
003200	Min. acceptance 26	009620	Acceptable limits 19.4-24.7		
003220	Min. acceptance 26.2	009630	Acceptable limits 19.4-29.5		
003740	Min. acceptance 38	009670	Acceptable limits 19.5-21		
004200	Max. acceptance 25	009700	Acceptable limits 19.5-21.5		
004270	Max. acceptance 30	009800	Acceptable limits 19.5-22		
004320	Acceptable limits 11.7-27.4	009900	Acceptable limits 19.5-22.5		
004380	Acceptable limits 12.5-29.9	010150	Acceptable limits 19.5-25.4		
004480	Acceptable limits 13.8-27.1	010330	Acceptable limits 19.7-21.3		
004495	Acceptable limits 14-16	010340	Acceptable limits 19.6-24.5		
004750	Acceptable limits 14.2-22.9	010350	Acceptable limits 19.7-24.6		
004780	Acceptable limits 14.4-26.4	010510	Acceptable limits 19.8-23.4		
004850	Acceptable limits 14.8-24	010520	Acceptable limits 19.8-25.7		
004900	Acceptable limits 15-18	010570	Acceptable limits 19.9-22		
005080	Acceptable limits 15.4-24.9	010600	Acceptable limits 20-21		
005250	Acceptable limits 15.9-27.6	010610	Acceptable limits 20-21.1		
005320	Acceptable limits 16-17.5	010650	Acceptable limits 20-21.5		
005350	Acceptable limits 16-18	010660	Acceptable limits 20-21.6		
005600	Acceptable limits 16-20	010700	Acceptable limits 20-22		
006050	Acceptable limits 16.5-18.5	010800	Acceptable limits 20-22.5		
006100	Acceptable limits 16.5-22	010900	Acceptable limits 20-23		
006130	Acceptable limits 16.2-23.6	011000	Acceptable limits 20-23.5		
006140	Acceptable limits 16.7-24.9	011100	Acceptable limits 20-24		
006150	Acceptable limits 16.7-26.5	011300	Acceptable limits 20-25		
006180	Acceptable limits 16.9-18.1	011400	Acceptable limits 20-26		
006185	Acceptable limits 16.9-18.2	011440	Acceptable limits 20-26.4		
006250	Acceptable limits 17-18	011500	Acceptable limits 20-27		
006300	Acceptable limits 17-19	011600	Acceptable limits 20-28		
006400	Acceptable limits 17-20	011650	Acceptable limits 20-28.5		
006500	Acceptable limits 17-21	011700	Acceptable limits 20-29		
006700	Acceptable limits 17-22.5	011800	Acceptable limits 20-30		
006925	Acceptable limits 17.3-17.9	011820	Acceptable limits 20-35		
006970	Acceptable limits 17.4-20.2	011835	Acceptable limits 20.2-21		
007000	Acceptable limits 17.5-18	011845	Acceptable limits 20.1-21.8		
007050	Acceptable limits 17.5-19	011847	Acceptable limits 20.1-27.2		
007200	Acceptable limits 17.5-22	011850	Acceptable limits 20.1-28.5		
007230	Acceptable limits 18.5-23	011860	Acceptable limits 20.2-25.2		
007250	Acceptable limits 17.6-20	012050	Acceptable limits 20.3-24.3		
007500	Acceptable limits 18-19	012140	Acceptable limits 20.4-27.9		
007600	Acceptable limits 18-20	012175	Acceptable limits 20.5-21.5		
007800	Acceptable limits 18-21	012200	Acceptable limits 20.5-22		
007850	Acceptable limits 18-21.5	012400	Acceptable limits 20.5-23		
007900	Acceptable limits 18-22	012500	Acceptable limits 20.5-23.5		
008000	Acceptable limits 18-23	012550	Acceptable limits 20.5-24		
012620	Acceptable limits 20.5-26	017200	Acceptable limits 22-25		
012640	Acceptable limits 20.5-29.5	017300	Acceptable limits 22-25.5		
012740	Acceptable limits 20.7-28.8	017400	Acceptable limits 22-26		
012770	Acceptable limits 20.8-21.9	017500	Acceptable limits 22-26.5		
012775	Acceptable limits 20.6-22.7	017600	Acceptable limits 22-27		
012780	Acceptable limits 20.6-25.6	017800	Acceptable limits 22-28		
012785	Acceptable limits 20.8-22.1	017900	Acceptable limits 22-29		
012790	Acceptable limits 20.8-24.9	018000	Acceptable limits 22-30		
012900	Acceptable limits 21-22	018100	Acceptable limits 22-35		

TABLE 8 - SUPPLEMENT: 2009 BRIX ADJUSTMENT FACTORS

The following Brix adjustment factors are on a per degree Brix basis and are normally calculated to a tenth of a degree, and are cumulative unless otherwise indicated. Most processors, however, indicate maximum and/or minimum Brix acceptance limits. Grapes testing above or below these limits may be subject to price renegotiation, acceptance for use other than for table wine, or rejection by the processors. Discounts for high sugar apply to both base price and bonus unless otherwise stated. There are factors other than Brix, such as material other than grapes (MOG), defects, weight loss in late harvest grapes, and sugar/acid ratios that affect grape prices. These were not considered in this presentation, unless otherwise stated, but were considered in arriving at weighted average prices.

Category	Code	Description	Category	Code	Description
PREMIUM	013000	Acceptable limits 21-22.5		018280	Acceptable limits 22.1-26
OR PEN	013090	Acceptable limits 21-22.9		018320	Acceptable limits 22.1-26.5
(Cont'd)	013100	Acceptable limits 21-23		018330	Acceptable limits 22.1-29.1
	013250	Acceptable limits 21-23.7		018340	Acceptable limits 22.1-26.8
	013400	Acceptable limits 21-24		018345	Acceptable limits 22.1-31.5
	013500	Acceptable limits 21-24.5		018350	Acceptable limits 22.2-23.2
	013600	Acceptable limits 21-25		018360	Acceptable limits 22.2-23.7
	013610	Acceptable limits 21-25.1		018380	Acceptable limits 22.2-24.9
	013700	Acceptable limits 21-25.5		018390	Acceptable limits 22.2-27.5
	013800	Acceptable limits 21-26		018450	Acceptable limits 22.3-23.8
	013890	Acceptable limits 21-26.4		018610	Acceptable limits 22.3-25.5
	013900	Acceptable limits 21-26.5		018630	Acceptable limits 22.3-31.3
	013960	Acceptable limits 21-26.9		018655	Acceptable limits 22.4-28.2
	014000	Acceptable limits 21-27		018660	Acceptable limits 22.4-29.7
	014100	Acceptable limits 21-28		018675	Acceptable limits 22.4-30.4
	014320	Acceptable limits 21-28.8		018690	Acceptable limits 22.4-31.3
	014500	Acceptable limits 21-30		018800	Acceptable limits 22.5-23.5
	014630	Acceptable limits 21-45		018900	Acceptable limits 22.5-24
	014655	Acceptable limits 21.1-22.3		019000	Acceptable limits 22.5-24.5
	014670	Acceptable limits 21.1-22.9		019100	Acceptable limits 22.5-25
	014690	Acceptable limits 21.1-24.4		019200	Acceptable limits 22.5-25.5
	014740	Acceptable limits 21.1-26.4		019300	Acceptable limits 22.5-26
	014780	Acceptable limits 21.1-31.4		019400	Acceptable limits 22.5-26.5
	014920	Acceptable limits 21.1-25.8		019500	Acceptable limits 22.5-27
	014950	Acceptable limits 21.2-26.5		019510	Acceptable limits 22.5-27.1
	014970	Acceptable limits 21.3-28.1		019550	Acceptable limits 22.5-27.5
	015050	Acceptable limits 21.4-22.5		019600	Acceptable limits 22.5-28
	015080	Acceptable limits 21.4-23.5		019750	Acceptable limits 22.5-31.9
	015130	Acceptable limits 21.4-28.8		019780	Acceptable limits 22.6-23.2
	015140	Acceptable limits 21.4-28.9		019785	Acceptable limits 22.6-23.3
	015145	Acceptable limits 21.4-29.3		019850	Acceptable limits 22.6-27.3
	015148	Acceptable limits 21.4-31.8		019910	Acceptable limits 22.7-24
	015150	Acceptable limits 21.5-22		019920	Acceptable limits 22.7-24.3
	015300	Acceptable limits 21.5-23		019930	Acceptable limits 22.7-26.6
	015500	Acceptable limits 21.5-23.5		019940	Acceptable limits 22.7-27
	015700	Acceptable limits 21.5-24		019950	Acceptable limits 22.7-29.4
	015800	Acceptable limits 21.5-24.5		020150	Acceptable limits 22.8-24.5
	015900	Acceptable limits 21.5-25		020400	Acceptable limits 22.8-26
	016100	Acceptable limits 21.5-26		020420	Acceptable limits 22.8-26.8
	016120	Acceptable limits 21.5-26.2		020435	Acceptable limits 22.8-28.6
	016300	Acceptable limits 21.5-27		020438	Acceptable limits 22.8-29.4
	016310	Acceptable limits 21.5-27.5		020440	Acceptable limits 22.9-24.6
	016330	Acceptable limits 21.5-27.8		020450	Acceptable limits 22.9-24.9
	016380	Acceptable limits 21.6-22.1		020470	Acceptable limits 22.9-26
	016385	Acceptable limits 21.6-22.9		020600	Acceptable limits 23-24
	016390	Acceptable limits 21.6-25.7		020690	Acceptable limits 23-24.4
	016480	Acceptable limits 21.7-23		020700	Acceptable limits 23-24.5
	016600	Acceptable limits 21.7-24		020800	Acceptable limits 23-25
	016610	Acceptable limits 21.7-24.5		020900	Acceptable limits 23-25.5
	016615	Acceptable limits 21.7-26.5		021000	Acceptable limits 23-26
	016617	Acceptable limits 21.7-28		021100	Acceptable limits 23-26.5
	016620	Acceptable limits 21.7-28.4		021200	Acceptable limits 23-27
	016625	Acceptable limits 21.7-31.4		021300	Acceptable limits 23-27.5
	016650	Acceptable limits 21.8-23.5		021500	Acceptable limits 23-28
	016670	Acceptable limits 21.8-24.7		021520	Acceptable limits 23-28.2
	016675	Acceptable limits 21.8-25.6		021545	Acceptable limits 23-28.4
	016678	Acceptable limits 21.8-28.5		021550	Acceptable limits 23-28.5
	016680	Acceptable limits 21.9-23		021600	Acceptable limits 23-29
	016690	Acceptable limits 21.9-23.8		021800	Acceptable limits 23-30
	016750	Acceptable limits 21.9-26.4		021850	Acceptable limits 23-31
	016800	Acceptable limits 22-23		021900	Acceptable limits 23-32
	016900	Acceptable limits 22-23.5		022160	Acceptable limits 23-60
	017000	Acceptable limits 22-24		022210	Acceptable limits 23.1-23.7
	017100	Acceptable limits 22-24.5		022215	Acceptable limits 23.1-26.7
	022280	Acceptable limits 23.1-25.2		027600	Acceptable limits 25-27
	022330	Acceptable limits 23.1-26.9		027800	Acceptable limits 25-28
	022440	Acceptable limits 23.3-23.5		027850	Acceptable limits 25-28.5
	022460	Acceptable limits 23.3-27.9		028000	Acceptable limits 25-29
	022463	Acceptable limits 23.4-24.1		028100	Acceptable limits 25-30
	022465	Acceptable limits 23.4-24.3		028200	Acceptable limits 25-31
	022480	Acceptable limits 23.4-25.6		028300	Acceptable limits 25-32
	022490	Acceptable limits 23.4-26.1		028400	Acceptable limits 25-35
	022600	Acceptable limits 23.5-24.5		028510	Acceptable limits 25.3-25.8
	022700	Acceptable limits 23.5-25		028640	Acceptable limits 25.4-26.1
	022800	Acceptable limits 23.5-25.5		028830	Acceptable limits 25.5-28
	022820	Acceptable limits 23.5-25.6		028840	Acceptable limits 25.5-28.5
	022850	Acceptable limits 23.5-25.8		028845	Acceptable limits 25.5-29
	022900	Acceptable limits 23.5-26		028850	Acceptable limits 25.5-29.5
	023000	Acceptable limits 23.5-26.5		028880	Acceptable limits 25.6-28.3
	023100	Acceptable limits 23.5-27		028900	Acceptable limits 25.7-28.8
	023200	Acceptable limits 23.5-27.5		028920	Acceptable limits 25.8-26.3
	023400	Acceptable limits 23.5-28		029050	Acceptable limits 26-27

TABLE 8 - SUPPLEMENT: 2009 BRIX ADJUSTMENT FACTORS

The following Brix adjustment factors are on a per degree Brix basis and are normally calculated to a tenth of a degree, and are cumulative unless otherwise indicated. Most processors, however, indicate maximum and/or minimum Brix acceptance limits. Grapes testing above or below these limits may be subject to price renegotiation, acceptance for use other than for table wine, or rejection by the processors. Discounts for high sugar apply to both base price and bonus unless otherwise stated. There are factors other than Brix, such as material other than grapes (MOG), defects, weight loss in late harvest grapes, and sugar/acid ratios that affect grape prices. These were not considered in this presentation, unless otherwise stated, but were considered in arriving at weighted average prices.

Category	Code	Description	Category	Code	Description
PREMIUM	023600	Acceptable limits 23.5-29		029125	Acceptable limits 26-28
OR PEN	023700	Acceptable limits 23.5-30		029200	Acceptable limits 26-29
(Cont'd)	023733	Acceptable limits 23.6-27.3		029300	Acceptable limits 26-30
	023734	Acceptable limits 23.7-24.4		029500	Acceptable limits 26-32
	023735	Acceptable limits 23.7-24.8		029760	Acceptable limits 26.6-28
	023780	Acceptable limits 23.7-25.9		029770	Acceptable limits 26.6-29
	023790	Acceptable limits 23.7-29		029775	Acceptable limits 26.7-27.5
	024000	Acceptable limits 23.8-25.5		029780	Acceptable limits 27-28
	024055	Acceptable limits 23.8-27.8		029800	Acceptable limits 27-29
	024080	Acceptable limits 23.8-29.6		030080	Acceptable limits 27.3-28.6
	024150	Acceptable limits 23.9-28.1		030325	Acceptable limits 28-29
	024200	Acceptable limits 24-24.5		030350	Acceptable limits 28-30
	024300	Acceptable limits 24-25		030400	Acceptable limits 28-32
	024400	Acceptable limits 24-25.5		030600	Acceptable limits 28-35
	024500	Acceptable limits 24-26		030645	Acceptable limits 28.3-28.5
	024600	Acceptable limits 24-26.5		030680	Acceptable limits 29-30
	024800	Acceptable limits 24-27		030850	Acceptable limits 30-32
	025000	Acceptable limits 24-27.5		030900	Acceptable limits 30-35
	025050	Acceptable limits 24-27.7		030940	Acceptable limits 30-40
	025100	Acceptable limits 24-28		030945	Acceptable limits 30-45
	025300	Acceptable limits 24-29		030950	Acceptable limits 30-50
	025400	Acceptable limits 24-30		031160	Acceptable limits 32-36
	025430	Acceptable limits 24-31		031520	Acceptable limits 33-45
	025450	Acceptable limits 24-32		031525	Acceptable limits 34-36
	025600	Acceptable limits 24-35		031700	Acceptable limits 35-45
	025650	Acceptable limits 24-40		031800	Acceptable limits 35-50
	025950	Acceptable limits 24.1-27.4	SPECIAL CLASS	032200	Per degree brix
	026105	Acceptable limits 24.2-24.8		032500	Per degree brix, max. 23
	026135	Acceptable limits 24.2-27.2	16 BRIX	033100	No premium; -15%, min. 15
	026140	Acceptable limits 24.1-27.2	16.5 BRIX	033600	No premium; -10% below
	026145	Acceptable limits 24.1-28		033620	No premium; -\$15 below
	026250	Acceptable limits 24.3-24.8		033625	-10% below, +10% above to 17.5, min. 15.5
	026260	Acceptable limits 24.4-25.3		033660	-10% below, +10% above to 18, acceptable limits 15-20
	026280	Acceptable limits 24.4-25.8		033670	-15% below, +15% above to 18, acceptable limits 15-20
	026350	Acceptable limits 24.4-27.1	17 BRIX	033960	+15% above to 21
	026370	Acceptable limits 24.4-27.4	17.5 BRIX	034130	No premium; -\$15 below
	026400	Acceptable limits 24.5-25	18 BRIX	034600	No premium; -10% below
	026500	Acceptable limits 24.5-25.5	18-20 BRIX	035200	No premium; -15% below
	026700	Acceptable limits 24.5-26		035400	No premium; -15% above, max. 21
	026800	Acceptable limits 24.5-26.5	18.5 BRIX	036510	+15% above to 20
	026900	Acceptable limits 24.5-27	18.5-20 BRIX	036650	No premium; -10% below, min. 18
	027000	Acceptable limits 24.5-27.5	19 BRIX	036800	No premium; -10% below
	027100	Acceptable limits 24.5-28		037410	+\$20 above to 25
	027120	Acceptable limits 24.5-29	19.5-20.5 BRIX	037780	No premium; -10% below, min. 19
	027150	Acceptable limits 24.5-30		038140	No premium; -15% above, -10% below, acceptable limits 18-21
	027170	Acceptable limits 24.5-31	19.5-21 BRIX	038170	No premium; -10% below, min. 19
	027200	Acceptable limits 24.5-32	19.5-21.5 BRIX	038205	No premium; -15% below, min. 19
	027220	Acceptable limits 24.6-27.1	19.5-22 BRIX	038215	No premium; -15% below, min. 19
	027235	Acceptable limits 24.6-27.9	20 BRIX	038300	No premium; -5% below
	027240	Acceptable limits 24.7-25		038700	No premium; -10% below
	027270	Acceptable limits 24.7-26.6		038900	No premium; -10%, min. 18
	027305	Acceptable limits 24.8-28		039100	No premium; -10%, min. 19.5
	027310	Acceptable limits 24.8-30		039400	No premium; -15% below, acceptable limits 19-23
	027500	Acceptable limits 25-26		039675	+\$15 to 22
	027560	Acceptable limits 25-26.5	20-21 BRIX	039697	No premium; -15% below
20-21.5 BRIX	039730	No premium; -15% below, acceptable limits 19.5-22.5		066165	+5% above, min. 23
20-22 BRIX	039890	No premium; -10% below, min 19.5		066170	+5% above, min. 23.5
20.5 BRIX	040300	No premium; -10% below		066180	+7% above to 26
	040410	No premium; -15% below		066350	+\$30 above to 25
	040425	No premium; -15% below, acceptable limits 19.5-22.5	24-25.5 BRIX	067225	No premium; -15% below, min. 23.5
	040465	No premium; -\$16 below		067410	+5% above to 26.5
20.5-21.5 BRIX	040600	No premium; -15% below, acceptable limits 20-22.5		067415	+5% above to 26.5, -5% below
21 BRIX	041500	No premium; -5% below	24-26 BRIX	067525	No premium; -10% below, min 23.5
	041700	No premium; -10% below		067550	No premium; -10% below
	042300	No premium; -15% below, acceptable limits 20-23		067630	No premium; -15% below, min. 23.5
	042400	No premium; -15% below, acceptable limits 20-24	24-28 BRIX	067990	No premium; -10% above
	042440	+\$20 above to 25		067996	No premium; -30% below
21-23 BRIX	043030	No premium; -20% above or below, acceptable limits 21-23	24.5 BRIX	068300	No premium; -10% below
22 BRIX	045600	No premium; -5% below		068600	No premium; -10%, min. 23.5
	046000	No premium; -10% below		069125	+5% above to 26.5, min. 24
	046200	No premium; -10% below, min. 21		069150	+5% above to 26.5, -15% below, min 24
	046300	No premium; -10%, min. 21.5		069205	+\$15 above to 25
	047850	No premium; -20% below, acceptable limits 21-25.5		069215	+\$225 per .5 degree to 27, min 22.5
	048030	-5% below, +\$25 above 23	24.5-25.5 BRIX	069255	No premium; -15% above, min 24
	048140	-\$30 below		069260	No premium; -15% below, min 24
	048165	+\$30 above to 25	24.5-26 BRIX	069380	No premium; -15% below, min.24
22-30 BRIX	052020	No premium; -\$500/ton below	24.5-26.5 BRIX	069479	+10% above, min. 24
22.2-24	052045	No premium; -10% above or below, acceptable limits 21-25	25 BRIX	069625	+5% above to 27, -15% below, min. 24
22.5 BRIX	052500	No premium; -10% below		069650	+5% to 27
	053000	No premium; -10% below, acceptable limits 22-24.5		069655	+5% above to 27, min. 24
	054460	No premium; -\$15 below		069900	No premium; -10% above or below
	054475	+\$15 above to 24		069950	No premium; -10% below, min. 24

TABLE 8 - SUPPLEMENT: 2009 BRIX ADJUSTMENT FACTORS

The following Brix adjustment factors are on a per degree Brix basis and are normally calculated to a tenth of a degree, and are cumulative unless otherwise indicated. Most processors, however, indicate maximum and/or minimum Brix acceptance limits. Grapes testing above or below these limits may be subject to price renegotiation, acceptance for use other than for table wine, or rejection by the processors. Discounts for high sugar apply to both base price and bonus unless otherwise stated. There are factors other than Brix, such as material other than grapes (MOG), defects, weight loss in late harvest grapes, and sugar/acid ratios that affect grape prices. These were not considered in this presentation, unless otherwise stated, but were considered in arriving at weighted average prices.

Category	Code	Description	Category	Code	Description
	054480	+\$15 above to 25		070230	+10% above
22.5-23.5 BRIX	054497	No premium; -15% below, min. 22		070270	+\$40 above to 27
22.5-24 BRIX	054575	No premium; -10% below	25-26 BRIX	070410	No premium; -15% below, min. 24.5
22.5-24.5 BRIX	055000	No premium; -20% above or below	25-28 BRIX	070462	-5% above or below
	055310	No premium; -10% above or below	25.5 BRIX	070541	+5% above to 26.5, -5% below, min. 24
22.5-25 BRIX	055340	No premium; -10% below	25.5-26.5 BRIX	070542	No premium; -15% below, min 24.5
22.5-27 BRIX	055950	No premium; -10% below, acceptable limits 22-27	26 BRIX	070545	No premium; -10% below
23 BRIX	056900	No premium; -10% below		070549	+5% above
	057700	No premium; -10% below, acceptable limits 22.5-25		070551	+\$100 above, acceptable limits 25-29
	058000	No premium; -10% below, acceptable limits 22.5-27	26-27 BRIX	070553	No premium; -15% below, min 25
	058660	+\$15 above to 25	26.5 BRIX	070555	No premium; -10% below
	058675	+\$30 above to 26		070590	No premium; -5% above or below, acceptable limits 25-28
	058680	+\$40 above to 26	27 BRIX	070603	+ \$200/ton above
23-24 BRIX	058790	No premium; -10% below, min. 22.5		070608	No premium; -10% below
	059525	+5% above to 26, -5% below, min. 22		070652	+\$50, acceptable limits 22-28
23-24.5 BRIX	059540	+5% above to 26, -10% below, min. 23		070654	+10% above, acceptable limits 23.5-27.5
23-25 BRIX	059705	No premium; -10% above or below		070658	+35% above
	060200	No premium; -15% below	28.0 BRIX	070740	+\$100 per ton, acceptable limits 22-28
23.5 BRIX	061300	No premium; -10% below	28.5 BRIX	070748	+\$100 per .1 brix above
	062330	-10% below, min 22.5; +10% above to 24.5			
	062405	No premium; -15% below, min. 23			
	062420	+\$10 above to 25.5, min. 23.5			
	062425	+5% above to 25.5, min. 23			
	062430	+\$15 above to 25			
	062435	+\$20 to 25.5			
23.5-24 BRIX	062580	+5% above to 26, -10% below, min. 23			
23.5-24.5 BRIX	062585	No premium; -5% above or below, acceptable limits 23-26			
	062800	No premium; -15% below, min. 23			
23.5-25 BRIX	063850	No premium; -15% below, min. 23			
23.5-25.5 BRIX	064140	No premium; -20% below, acceptable limits 23.5-25.5			
	064175	No premium; -10% above or below			
24 BRIX	064790	No premium; -5% below, max .26			
	064800	No premium; -10% below			
	064890	No premium; -10% below, min 21.5			
	065250	No premium; -10% below, min. 23.5			
	065675	No premium; -10% above or below, acceptable limits 22-26			
	066000	No premium; -15% below			
	066121	+5% above, -10% below			
	066122	+5% above			
	066123	+5% above to 26			
	066124	+5% above to 26.5			
	066153	+5% above to 26, -5% below, min. 23.5			
	066154	+5% above to 26, -15% below, min. 24.5			
	066155	+5% above to 26, -15% below			
	066160	+5% above to 26, min. 23			
	066163	+5% above to 26, min. 23.5			

**TABLE 9: TONS OF GRAPES CRUSHED TO GROWERS' ACCOUNTS BY CALIFORNIA PROCESSORS
FROM THE 2009 CROP BY TYPE, VARIETY, AND REPORTING DISTRICT WHERE GROWN, WITH COMPARISONS**

Type and Variety	1	2	3	4	5	6	7	8	9	10
	Tons									
RAISIN GRAPES:										
Thompson Seedless	0.0	0.0	0.0	0.0	0.0	0.0	0.0	0.0	0.0	0.0
Total Raisin	0.0	0.0	0.0	0.0	0.0	0.0	0.0	0.0	0.0	0.0
TABLE GRAPES:										
Other Table 1/	0.0	0.0	0.0	0.0	0.0	0.0	0.0	0.0	0.0	0.0
Total Table	0.0	0.0	0.0	0.0	0.0	0.0	0.0	0.0	0.0	0.0
WINE GRAPES (WHITE):										
Arneis	1.8	0.0	3.2	0.0	0.0	0.0	0.0	0.0	0.0	0.0
Chardonnay *	2,505.9	23.9	1,460.5	767.8	78.1	12.5	8,184.2	2,632.6	104.1	13.0
Chenin Blanc	9.6	0.0	0.0	0.0	0.0	0.0	0.0	909.0	0.0	0.0
Cortese	0.0	0.0	1.4	0.0	0.0	0.0	0.0	0.0	0.0	0.0
French Colombard	53.3	0.0	10.9	0.0	0.0	0.0	0.0	0.0	0.0	0.0
Gewurztraminer	62.2	0.0	7.5	0.0	0.0	0.0	0.0	0.0	0.0	0.0
Gray Riesling *	0.0	0.0	18.0	0.0	0.0	0.0	0.0	0.0	0.0	0.0
Grenache Blanc	0.0	0.0	0.0	17.1	0.0	0.0	0.0	43.8	0.0	1.1
Malvasia Bianca	0.0	0.0	0.0	0.0	0.0	0.0	0.0	3.0	0.0	0.0
Marsanne	0.0	0.0	0.0	0.0	0.0	0.0	53.8	35.2	3.0	2.2
Moscato Gaillo *	0.0	0.0	0.0	0.0	0.0	0.0	33.9	0.0	0.0	0.0
Muscat Blanc *	14.3	11.3	0.0	0.0	0.0	3.4	0.0	300.0	0.0	1.1
Muscat Orange	23.0	0.0	0.0	0.0	0.0	0.0	0.0	0.0	0.0	0.0
Muscat of Alexandria	0.0	0.0	0.0	0.0	0.0	0.0	0.0	0.0	0.0	0.0
Palomino *	0.0	0.0	0.0	0.0	0.0	0.0	0.0	0.0	0.0	0.0
Pinot Blanc	23.0	0.0	0.0	0.0	0.0	0.0	7.4	33.9	0.0	0.0
Pinot Gris *	51.5	0.0	37.2	7.5	0.0	2.2	204.4	172.9	0.0	6.4
Roussanne	0.0	0.0	0.0	0.0	0.0	0.0	0.0	58.7	0.0	0.0
Sauvignon Blanc	348.9	972.1	801.8	209.6	0.0	1.6	1.0	572.1	2.8	5.7
Semillon	34.6	20.7	0.0	6.3	0.0	0.0	0.0	0.0	0.0	0.0
Symphony	0.0	0.0	0.0	0.0	0.0	0.0	0.0	0.0	1.1	0.0
Tocai Friulano	1.9	0.0	0.0	0.0	0.0	0.0	0.0	0.0	0.0	0.0
Verdelho	0.0	0.0	0.0	0.0	0.0	0.0	0.0	0.0	0.0	0.0
Vermentino *	0.0	0.0	0.0	0.0	0.0	0.0	0.0	2.4	0.0	6.3
Viognier	7.5	0.0	25.6	13.5	0.0	5.3	12.2	133.4	4.8	21.2
White Riesling *	163.7	26.8	6.3	0.0	0.0	4.4	41.5	41.1	0.0	0.0
Other White 1/	1.9	0.0	0.6	0.0	0.5	4.5	64.5	13.9	0.0	0.0
Total White	3,303.1	1,054.8	2,373.0	1,021.8	78.6	33.9	8,602.9	4,952.0	115.8	57.0
WINE GRAPES (RED):										
Aglianico	0.0	0.0	0.0	0.0	0.4	0.0	0.0	13.3	0.0	0.0
Alicante Bouschet *	0.0	0.0	0.4	0.0	0.0	0.0	0.0	0.5	0.0	0.0
Barbera	76.9	2.0	0.0	25.4	0.4	15.9	0.0	71.3	3.8	56.9
Blaufraenkisch *	0.0	0.0	3.2	0.0	0.0	0.0	0.0	0.0	0.0	0.0
Cabernet Franc	6.0	49.7	29.9	122.0	0.0	15.9	0.0	248.6	1.6	16.9
Cabernet Sauvignon	1,296.8	1,421.0	1,040.0	2,881.0	21.9	68.5	109.0	3,035.6	10.0	84.3
Carignane	37.2	0.0	2.0	0.0	0.0	55.3	0.0	0.8	0.0	0.0
Carmenere	0.0	0.0	2.0	0.0	0.0	0.0	0.0	0.0	0.0	0.2
Charbono	0.0	0.0	0.0	0.0	1.1	0.0	0.0	0.0	0.0	0.0
Counoise	0.0	0.0	0.0	0.6	0.0	0.0	0.0	0.0	0.0	0.0
Dolcetto	0.0	0.0	0.4	0.0	0.0	0.0	0.0	0.0	0.0	1.7
Domfelder	0.0	0.0	0.0	0.0	0.0	0.0	0.0	0.0	0.0	0.0
Durif	0.0	0.0	2.0	0.0	0.0	0.0	0.0	0.0	0.0	0.0
Gamay (Napa) *	0.0	0.0	0.7	0.0	0.0	0.0	0.0	116.8	0.0	0.0
Graciano	0.0	0.0	0.0	0.0	0.0	0.0	0.0	0.0	0.0	4.1
Grenache *	15.5	4.6	26.7	9.7	0.0	1.1	0.0	142.3	12.4	22.3
Lagrein	0.0	0.0	0.0	0.0	0.0	0.0	0.0	72.1	0.0	0.0
Malbec	4.4	23.1	14.1	34.0	0.0	4.2	45.9	6.2	1.9	13.7
Mataro *	1.0	0.0	0.0	0.9	0.0	31.1	0.0	26.0	2.0	25.4
Merlot	889.9	510.9	848.2	695.7	17.0	56.8	1,063.3	2,287.3	10.0	22.4
Mission	0.0	0.0	0.0	0.0	0.0	0.0	0.0	0.0	0.0	1.1
Montepulciano	0.0	0.0	0.0	0.0	6.5	0.0	0.0	0.0	0.0	0.0
Nebbiolo	0.0	0.0	0.0	0.6	0.0	0.0	0.0	0.5	0.0	4.1
Petit Verdot	18.7	0.9	31.2	75.6	0.0	2.4	0.0	34.0	2.6	13.6
Petite Sirah	153.0	337.7	25.4	99.8	63.7	16.2	0.0	95.4	33.8	53.8
Pinot Noir	1,662.5	0.0	476.0	82.9	0.0	10.6	190.7	1,120.7	0.0	4.3
Pinotage	0.0	0.0	0.0	0.0	0.0	0.0	0.0	0.0	0.0	0.0
Primitivo	23.3	0.0	18.8	1.0	0.0	0.0	0.0	17.2	9.2	13.4
Refosco *	0.0	0.0	0.0	0.7	0.0	0.0	0.0	4.5	0.0	0.0
Ruby Cabernet	0.0	0.0	0.0	0.0	0.0	0.0	0.0	0.0	0.0	0.0
Sangiovese *	72.3	0.0	0.0	64.9	1.9	45.5	57.0	69.5	0.0	12.1
Souzao	0.0	0.0	0.0	0.0	0.0	0.0	0.0	0.0	0.0	4.2
Syrah *	386.8	143.3	233.3	157.9	23.8	15.9	62.4	1,110.4	19.6	147.6
Tannat	0.0	0.0	0.0	0.0	0.0	0.0	0.0	0.6	0.8	0.0
Tempranillo *	0.0	9.9	6.5	0.0	0.0	1.3	0.0	32.6	6.3	17.8
Tinta Cao	0.0	0.0	0.0	3.7	0.0	0.0	0.0	0.0	0.0	1.6
Touriga Nacional *	0.0	0.0	0.0	0.5	0.0	0.0	0.0	0.0	0.0	0.0
Zinfandel	685.1	79.0	516.5	76.6	2.5	77.2	11.6	674.1	3.8	171.2
Other Red 1/	0.0	0.0	3.1	7.9	0.0	0.9	0.0	16.2	0.0	0.0
Total Red	5,329.4	2,582.1	3,280.4	4,341.4	139.2	418.8	1,539.9	9,196.5	117.8	692.7
TOTAL WINE	8,632.5	3,636.9	5,653.4	5,363.2	217.8	452.7	10,142.8	14,148.5	233.6	749.7
TOTAL ALL VARIETIES	8,632.5	3,636.9	5,653.4	5,363.2	217.8	452.7	10,142.8	14,148.5	233.6	749.7

**TABLE 9: TONS OF GRAPES CRUSHED TO GROWERS' ACCOUNTS BY CALIFORNIA PROCESSORS
FROM THE 2009 CROP BY TYPE, VARIETY, AND REPORTING DISTRICT WHERE GROWN, WITH COMPARISONS**

Type and Variety	11	12	13	14	15	16	17	2009 State Total	2008 State Total
	Tons								
RAISIN GRAPES:									
Thompson Seedless	0.0	0.0	0.0	0.0	0.0	0.0	0.0	0.0	78.7
Total Raisin	0.0	0.0	0.0	0.0	0.0	0.0	0.0	0.0	78.7
TABLE GRAPES:									
Other Table 1/	0.0	0.0	0.0	0.0	0.0	0.0	0.0	0.0	8.0
Total Table	0.0	0.0	0.0	0.0	0.0	0.0	0.0	0.0	8.0
WINE GRAPES (WHITE):									
Arneis	0.0	0.0	0.0	0.0	0.0	0.0	0.0	5.0	0.0
Chardonnay *	1,332.2	0.0	0.0	0.0	23.0	34.0	0.0	17,171.8	4,169.9
Chenin Blanc	0.0	0.0	0.0	0.0	0.0	0.0	33.1	951.7	74.9
Cortese	0.0	0.0	0.0	0.0	0.0	0.0	0.0	1.4	0.0
French Colombard	0.0	0.0	0.0	0.0	0.0	0.0	0.0	64.2	0.0
Gewurztraminer	0.0	0.0	0.0	0.0	0.0	0.0	0.0	69.7	52.7
Gray Riesling *	0.0	0.0	0.0	0.0	0.0	0.0	0.0	18.0	0.0
Grenache Blanc	0.0	0.0	0.0	0.0	0.0	0.0	0.0	62.0	22.5
Malvasia Bianca	0.0	0.0	0.0	0.0	0.0	0.0	0.0	3.0	43.5
Marsanne	0.0	0.0	0.0	0.0	0.0	0.0	0.0	94.2	2.6
Moscato Gaillo *	0.0	0.0	0.0	0.0	0.0	0.0	0.0	33.9	0.0
Muscat Blanc *	0.0	0.0	7.8	0.0	1.1	5.5	0.0	344.5	61.9
Muscat Orange	0.0	0.0	0.0	0.0	0.0	0.0	0.0	23.0	13.2
Muscat of Alexandria	0.0	0.0	0.0	0.0	0.0	0.0	0.0	0.0	70.0
Palomino *	0.0	0.0	0.0	0.0	0.0	3.3	0.0	3.3	11.5
Pinot Blanc	0.0	0.0	0.0	0.0	0.0	0.0	0.0	64.3	11.0
Pinot Gris *	131.9	0.0	0.0	0.0	0.7	12.4	0.0	627.1	611.0
Roussanne	0.0	0.0	0.0	0.0	0.0	0.0	0.0	58.7	9.3
Sauvignon Blanc	0.0	0.0	0.0	0.0	21.5	10.7	224.7	3,172.5	1,073.9
Semillon	0.0	0.0	0.0	0.0	0.0	0.0	0.0	61.6	0.4
Symphony	0.0	0.0	143.3	0.0	0.0	0.0	0.0	144.4	0.0
Tocai Friulano	0.0	0.0	0.0	0.0	0.0	0.0	0.0	1.9	0.0
Verdelho	13.5	0.0	0.0	0.0	0.0	0.0	0.0	13.5	7.5
Vermentino *	0.0	0.0	0.0	0.0	0.0	0.0	0.0	8.7	3.9
Viognier	6.5	0.0	70.0	0.0	4.0	35.0	10.1	349.1	282.3
White Riesling *	0.0	0.0	0.0	0.0	0.0	1.9	129.5	415.2	366.6
Other White 1/	4.0	0.0	0.0	0.0	0.0	0.0	0.0	89.9	52.1
Total White	1,488.1	0.0	221.1	0.0	50.3	102.8	397.4	23,852.6	6,940.7
WINE GRAPES (RED):									
Aglianico	0.0	0.0	0.0	0.0	0.0	0.0	0.0	13.7	0.0
Alicante Bouschet *	0.0	0.0	0.0	0.0	0.0	0.0	0.0	0.9	221.5
Barbera	44.4	0.0	1.9	0.0	0.0	2.3	0.0	301.2	221.1
Blaufraenkisch *	0.0	0.0	0.0	0.0	0.0	0.0	0.0	3.2	2.4
Cabernet Franc	3.2	0.0	0.0	0.0	4.7	12.8	0.0	511.3	273.9
Cabernet Sauvignon	649.5	0.0	0.0	0.8	102.9	19.6	0.0	10,740.9	5,008.8
Carignane	0.0	0.0	0.0	0.0	0.0	0.0	0.0	95.3	40.4
Carmenere	3.5	0.0	0.0	0.0	0.0	0.0	0.0	5.7	1.4
Charbono	0.0	0.0	0.0	0.0	0.0	0.0	0.0	1.1	7.4
Counoise	0.1	0.0	0.0	0.0	0.0	0.0	0.0	0.7	5.2
Dolcetto	0.0	0.0	0.0	0.0	0.0	0.3	0.0	2.4	22.2
Domfelder	0.0	0.0	0.0	0.0	0.0	0.0	0.0	0.0	2.2
Durif	0.0	0.0	0.0	0.0	0.0	0.0	0.0	2.0	0.0
Gamay (Napa) *	0.0	0.0	0.0	0.0	0.0	0.0	0.0	117.5	0.3
Graciano	12.7	0.0	0.0	0.0	0.0	0.0	0.0	16.8	10.2
Grenache *	20.9	0.0	0.0	0.0	5.8	11.6	0.0	272.9	139.5
Lagrein	0.0	0.0	0.0	0.0	0.0	0.0	0.0	72.1	0.0
Malbec	5.9	0.0	0.0	0.0	3.6	0.0	0.0	157.0	138.9
Mataro *	0.0	0.0	0.0	0.0	2.9	0.0	0.0	89.3	38.0
Merlot	8.0	69.7	0.0	0.0	10.0	21.4	0.0	6,510.6	1,653.4
Mission	0.0	0.0	0.0	0.0	0.0	0.0	0.0	1.1	10.3
Montepulciano	0.0	0.0	0.0	0.0	0.0	0.0	0.0	6.5	0.0
Nebbiolo	0.0	0.0	0.0	0.0	0.0	0.0	0.0	5.2	0.6
Petit Verdot	3.0	0.0	0.0	0.0	4.7	0.0	0.0	186.7	139.8
Petite Sirah	44.7	81.3	0.0	0.0	0.0	0.0	54.8	1,059.6	639.8
Pinot Noir	3.5	0.0	12.7	0.0	4.7	4.5	0.0	3,573.1	1,761.7
Pinotage	0.0	0.0	0.0	0.0	0.0	0.0	0.0	0.0	4.2
Primitivo	0.0	0.0	0.0	0.0	0.0	29.9	0.0	112.8	27.0
Refosco *	0.0	0.0	0.0	0.0	0.0	0.0	0.0	5.2	0.0
Ruby Cabernet	0.0	5.2	0.0	0.0	0.0	0.0	0.0	5.2	120.3
Sangiovese *	27.1	0.0	0.0	0.0	6.8	0.4	0.0	357.5	485.2
Souzao	1.9	0.0	0.0	0.0	0.0	0.0	0.0	6.1	30.5
Syrah *	14.1	94.6	27.0	0.0	54.1	54.6	0.0	2,545.4	1,241.1
Tannat	5.0	0.0	0.0	0.0	0.0	0.0	0.0	6.4	5.8
Tempranillo *	27.7	0.0	0.0	0.0	0.0	1.1	0.0	103.2	81.0
Tinta Cao	0.0	0.0	0.0	0.0	0.0	0.0	0.0	5.3	0.1
Touriga Nacional *	1.5	0.0	0.0	0.0	0.0	0.0	0.0	2.0	0.1
Zinfandel	498.0	71.7	0.0	1.3	0.0	16.7	0.0	2,885.3	2,780.4
Other Red 1/	1.0	0.0	0.9	0.0	0.0	0.0	0.0	30.0	77.6
Total Red	1,375.7	322.5	42.5	2.1	200.2	175.2	54.8	29,811.2	15,192.3
TOTAL WINE	2,863.8	322.5	263.6	2.1	250.5	278.0	452.2	53,663.8	22,133.0
TOTAL ALL VARIETIES	2,863.8	322.5	263.6	2.1	250.5	278.0	452.2	53,663.8	22,219.7

* Synonyms for variety names are shown on Page 5
1/ Other categories include minor and mixed varieties

**TABLE 10: WEIGHTED AVERAGE GROWER RETURNS PER TON DELIVERED BASIS NON-RELATED PURCHASE
FOR WINE, CONCENTRATE, JUICE, VINEGAR, AND BEVERAGE BRANDY BY CALIFORNIA PROCESSORS
FROM THE 2009 CROP BY TYPE, VARIETY, AND REPORTING DISTRICT WHERE GROWN, WITH COMPARISONS**

Type and Variety	1	2	3	4	5	6	7	8	9	10
	Dollars									
RAISIN GRAPES:										
Black Corinth *	0.00	0.00	0.00	0.00	0.00	0.00	0.00	0.00	0.00	0.00
Diamond Muscat	0.00	0.00	0.00	0.00	0.00	0.00	0.00	0.00	0.00	0.00
Dovine	0.00	0.00	0.00	0.00	0.00	0.00	0.00	0.00	0.00	0.00
Fiesta	0.00	0.00	0.00	0.00	0.00	0.00	0.00	0.00	0.00	0.00
Selma Pete	0.00	0.00	0.00	0.00	0.00	0.00	0.00	0.00	0.00	0.00
Thompson Seedless	0.00	0.00	0.00	0.00	0.00	0.00	0.00	0.00	0.00	165.00
Total Raisin	0.00	0.00	0.00	0.00	0.00	0.00	0.00	0.00	0.00	165.00
TABLE GRAPES:										
Autumn Royal	0.00	0.00	0.00	0.00	0.00	0.00	0.00	0.00	0.00	0.00
Autumn Seedless	0.00	0.00	0.00	0.00	0.00	0.00	0.00	0.00	0.00	0.00
Black Monukka	0.00	0.00	0.00	0.00	0.00	0.00	0.00	0.00	0.00	0.00
Calmeria	0.00	0.00	0.00	0.00	0.00	0.00	0.00	0.00	0.00	0.00
Christmas Rose	0.00	0.00	0.00	0.00	0.00	0.00	0.00	0.00	0.00	0.00
Crimson Seedless *	0.00	0.00	0.00	0.00	0.00	0.00	0.00	0.00	0.00	0.00
Emerald Seedless *	0.00	0.00	0.00	0.00	0.00	0.00	0.00	0.00	0.00	0.00
Flame Seedless *	0.00	0.00	0.00	0.00	0.00	0.00	0.00	0.00	0.00	0.00
Flame Tokay	0.00	0.00	0.00	0.00	0.00	0.00	0.00	0.00	0.00	0.00
Italia *	0.00	0.00	0.00	0.00	0.00	0.00	0.00	0.00	0.00	0.00
Malaga *	0.00	0.00	0.00	0.00	0.00	0.00	0.00	0.00	0.00	0.00
Marroo Seedless	0.00	0.00	0.00	0.00	0.00	0.00	0.00	0.00	0.00	0.00
Perlette	0.00	0.00	0.00	0.00	0.00	0.00	0.00	0.00	0.00	0.00
Princess *	0.00	0.00	0.00	0.00	0.00	0.00	0.00	0.00	0.00	0.00
Red Globe *	0.00	0.00	0.00	0.00	0.00	0.00	0.00	0.00	0.00	0.00
Ribier	0.00	0.00	0.00	0.00	0.00	0.00	0.00	0.00	0.00	0.00
Ruby Seedless *	0.00	0.00	0.00	0.00	0.00	0.00	0.00	0.00	0.00	0.00
Summer Muscat	0.00	0.00	0.00	0.00	0.00	0.00	0.00	0.00	0.00	0.00
Other Table 1/	0.00	0.00	0.00	0.00	0.00	0.00	0.00	0.00	0.00	0.00
Total Table	0.00	0.00	0.00	0.00	0.00	0.00	0.00	0.00	0.00	0.00
WINE GRAPES (WHITE):										
Albarino	0.00	0.00	0.00	2,200.00	0.00	0.00	0.00	1,894.25	0.00	1,200.00
Arneis	1,269.17	0.00	1,892.91	0.00	0.00	0.00	1,825.15	0.00	0.00	0.00
Burger *	0.00	0.00	0.00	0.00	0.00	0.00	0.00	0.00	0.00	0.00
Chardonnay *	1,182.17	1,141.72	1,960.28	2,254.27	648.75	786.97	1,129.26	1,275.07	478.17	1,088.72
Chenin Blanc	645.21	0.00	590.55	750.00	400.71	0.00	495.15	484.60	449.02	174.00
Cortese	1,100.00	0.00	0.00	0.00	0.00	0.00	0.00	0.00	0.00	0.00
Emerald Riesling	0.00	0.00	0.00	0.00	0.00	0.00	0.00	0.00	0.00	0.00
Flora	0.00	0.00	0.00	2,204.60	0.00	0.00	0.00	0.00	0.00	0.00
French Colombard	612.32	0.00	524.44	0.00	250.00	0.00	0.00	0.00	220.00	0.00
Gewurztraminer	1,159.66	0.00	1,651.46	0.00	0.00	334.67	907.98	479.02	707.91	1,000.00
Gray Riesling *	0.00	0.00	0.00	0.00	0.00	0.00	0.00	0.00	0.00	0.00
Grenache Blanc	1,200.00	0.00	2,500.00	0.00	0.00	0.00	1,687.75	1,736.41	1,046.00	1,090.12
Gruener Veltliner	0.00	0.00	0.00	0.00	0.00	0.00	810.00	0.00	0.00	0.00
Malvasia Bianca	0.00	0.00	1,850.00	0.00	500.00	400.00	797.07	837.01	0.00	300.00
Marsanne	1,860.83	0.00	2,145.28	2,985.19	0.00	1,257.92	1,019.89	1,818.89	1,499.38	1,349.57
Melon	0.00	0.00	1,998.64	0.00	0.00	0.00	0.00	0.00	0.00	0.00
Moscato Gaillo *	0.00	0.00	0.00	0.00	0.00	0.00	0.00	2,000.00	0.00	0.00
Muscat Blanc *	1,299.28	1,273.25	2,041.71	1,775.53	800.00	1,200.00	1,064.25	1,273.00	1,498.50	1,176.29
Muscat Orange	1,400.00	0.00	0.00	0.00	0.00	0.00	1,000.00	1,119.34	0.00	981.00
Muscat of Alexandria	0.00	0.00	1,121.00	0.00	0.00	0.00	0.00	0.00	0.00	0.00
Palomino *	0.00	0.00	1,300.00	0.00	0.00	0.00	0.00	0.00	0.00	0.00
Pinot Blanc	1,135.11	1,100.00	1,737.76	1,907.98	575.00	1,160.28	964.35	1,719.12	0.00	1,200.00
Pinot Gris *	1,344.94	1,000.00	1,733.97	1,807.75	673.59	609.33	1,128.59	1,312.92	639.83	1,130.95
Ribolla Gialla *	0.00	0.00	0.00	2,736.49	0.00	0.00	0.00	0.00	0.00	0.00
Roussanne	1,520.39	0.00	2,268.57	0.00	0.00	1,925.53	2,659.38	2,081.75	1,700.05	1,285.91
Sauvignon Blanc	1,029.71	943.05	1,471.97	1,848.38	491.63	501.82	858.91	909.30	411.80	669.62
Sauvignon Musque	732.07	1,024.45	1,716.81	2,010.18	0.00	400.00	1,270.75	0.00	0.00	0.00
Sauvignon Vert *	0.00	0.00	2,600.00	1,441.26	0.00	0.00	0.00	0.00	0.00	0.00
Scheurebe	0.00	0.00	0.00	0.00	0.00	0.00	0.00	1,400.00	0.00	0.00
Semillon	1,095.54	1,305.28	2,381.41	2,187.41	0.00	1,153.66	1,257.09	1,034.33	0.00	845.46
St. Emilion *	0.00	0.00	0.00	0.00	0.00	0.00	0.00	0.00	0.00	0.00
Symphony	0.00	0.00	0.00	0.00	0.00	0.00	0.00	0.00	335.57	0.00
Tocai Friulano	839.34	0.00	2,167.01	2,250.00	0.00	0.00	1,444.48	1,400.85	0.00	0.00
Torrantes	0.00	0.00	0.00	0.00	0.00	0.00	0.00	0.00	0.00	0.00
Triplett Blanc	0.00	0.00	0.00	0.00	0.00	0.00	0.00	0.00	0.00	0.00
Verdelho	0.00	0.00	0.00	2,500.00	0.00	555.50	0.00	1,438.36	0.00	1,278.86
Vernantino *	0.00	0.00	2,500.00	0.00	0.00	0.00	0.00	0.00	0.00	1,095.46
Vernaccia	0.00	0.00	2,319.37	0.00	0.00	0.00	0.00	0.00	0.00	0.00
Viognier	1,166.87	1,395.21	2,377.32	2,783.70	688.46	773.20	1,521.05	1,485.74	1,630.98	1,355.20
White Riesling *	1,521.35	1,278.81	2,323.22	2,417.28	950.00	1,600.00	1,096.29	1,116.64	1,600.00	950.00
Other White 1/	2,000.00	1,025.00	1,674.19	0.00	0.00	199.81	945.00	1,695.06	800.00	1,200.00
Total White	1,155.26	989.33	1,888.06	2,124.01	616.16	713.75	1,092.04	1,201.50	477.27	971.84

**TABLE 10: WEIGHTED AVERAGE GROWER RETURNS PER TON DELIVERED BASIS NON-RELATED PURCHASE
FOR WINE, CONCENTRATE, JUICE, VINEGAR, AND BEVERAGE BRANDY BY CALIFORNIA PROCESSORS
FROM THE 2009 CROP BY TYPE, VARIETY, AND REPORTING DISTRICT WHERE GROWN, WITH COMPARISONS**

Type and Variety	11	12	13	14	15	16	17	2009 State Total	2008 State Total
	Dollars								
RAISIN GRAPES:									
Black Corinth *	0.00	0.00	0.00	0.00	0.00	0.00	0.00	0.00	225.00
Diamond Muscat	0.00	0.00	300.00	0.00	0.00	0.00	0.00	300.00	227.26
Dovine	0.00	0.00	165.00	0.00	0.00	0.00	0.00	165.00	225.00
Fiesta	0.00	0.00	166.27	144.16	0.00	0.00	0.00	166.18	222.17
Selma Pete	0.00	0.00	165.00	0.00	0.00	0.00	0.00	165.00	225.00
Thompson Seedless	0.00	165.00	172.48	161.42	0.00	0.00	0.00	171.93	224.31
Total Raisin	0.00	165.00	171.46	161.16	0.00	0.00	0.00	171.02	224.02
TABLE GRAPES:									
Autumn Royal	0.00	0.00	132.52	126.10	0.00	0.00	0.00	126.99	174.09
Autumn Seedless	0.00	0.00	0.00	149.50	0.00	0.00	0.00	149.50	0.00
Black Monukka	0.00	0.00	0.00	0.00	0.00	0.00	0.00	0.00	192.12
Calmeria	0.00	0.00	0.00	130.65	0.00	0.00	0.00	130.65	183.00
Christmas Rose	0.00	0.00	0.00	149.50	0.00	0.00	0.00	149.50	186.83
Crimson Seedless *	0.00	0.00	145.91	139.10	0.00	0.00	0.00	140.83	180.42
Emerald Seedless *	0.00	0.00	0.00	145.69	0.00	0.00	0.00	145.69	194.19
Flame Seedless *	0.00	0.00	155.47	145.33	0.00	0.00	0.00	146.56	201.63
Flame Tokay	192.43	0.00	0.00	0.00	0.00	0.00	0.00	192.43	200.53
Italia *	0.00	0.00	0.00	143.65	0.00	0.00	0.00	143.65	179.31
Malaga *	0.00	0.00	165.00	0.00	0.00	0.00	0.00	165.00	225.00
Marroo Seedless	0.00	0.00	139.47	0.00	0.00	0.00	0.00	139.47	187.04
Perlette	0.00	0.00	0.00	0.00	0.00	0.00	0.00	0.00	198.00
Princess *	0.00	0.00	149.50	139.75	0.00	0.00	0.00	140.42	197.00
Red Globe *	0.00	0.00	148.53	138.45	0.00	0.00	0.00	139.51	170.21
Ribier	0.00	0.00	149.50	0.00	0.00	0.00	0.00	149.50	175.53
Ruby Seedless *	0.00	0.00	145.92	141.65	0.00	0.00	0.00	144.80	197.88
Summer Muscat	0.00	0.00	400.00	0.00	0.00	0.00	0.00	400.00	400.00
Other Table 1/	0.00	183.60	140.49	145.00	0.00	500.00	0.00	141.38	175.86
Total Table	192.43	183.60	141.35	142.31	0.00	500.00	0.00	142.97	180.16
WINE GRAPES (WHITE):									
Albarino	0.00	500.00	0.00	0.00	0.00	0.00	0.00	1,657.47	0.00
Arneis	0.00	0.00	0.00	0.00	0.00	0.00	0.00	1,773.93	1,879.94
Burger *	195.90	184.27	175.00	185.00	0.00	0.00	0.00	178.35	178.32
Chardonnay *	433.38	409.15	355.55	336.64	1,015.15	1,139.20	483.33	800.05	882.56
Chenin Blanc	283.49	284.75	232.73	224.98	0.00	723.33	351.62	267.88	269.17
Cortese	0.00	0.00	0.00	0.00	0.00	0.00	0.00	1,100.00	1,030.77
Emerald Riesling	550.00	0.00	0.00	328.71	0.00	0.00	0.00	338.69	347.60
Flora	0.00	0.00	0.00	0.00	0.00	0.00	0.00	2,204.60	2,086.06
French Colombard	270.09	241.93	226.91	219.34	0.00	0.00	0.00	227.47	232.69
Gewurztraminer	568.61	0.00	0.00	0.00	0.00	825.00	661.84	853.41	1,005.63
Gray Riesling *	0.00	0.00	0.00	0.00	0.00	0.00	0.00	0.00	1,323.46
Grenache Blanc	527.59	0.00	0.00	0.00	0.00	0.00	0.00	1,546.13	1,736.15
Gruener Veltliner	0.00	0.00	0.00	0.00	0.00	0.00	0.00	810.00	0.00
Malvasia Bianca	320.56	312.54	356.86	0.00	0.00	1,800.00	0.00	368.84	406.34
Marsanne	508.11	0.00	800.00	0.00	0.00	0.00	900.00	1,121.47	1,544.92
Melon	0.00	0.00	0.00	0.00	0.00	0.00	0.00	1,998.64	1,922.69
Moscato Gaillo *	750.00	0.00	425.00	0.00	0.00	1,000.00	0.00	543.69	1,005.26
Muscato Blanc *	479.11	362.47	399.58	0.00	1,000.00	1,132.78	640.79	587.32	593.24
Muscato Orange	493.85	461.01	430.37	0.00	0.00	1,000.00	588.93	505.23	560.70
Muscato of Alexandria	343.47	0.00	311.36	301.30	0.00	500.00	0.00	307.64	294.71
Palomino *	0.00	0.00	178.65	0.00	300.00	450.00	0.00	183.99	234.04
Pinot Blanc	0.00	0.00	0.00	0.00	0.00	0.00	750.00	1,274.63	1,484.25
Pinot Gris *	574.26	507.64	432.56	400.00	0.00	1,416.67	615.43	678.76	743.03
Ribolla Gialla *	0.00	0.00	0.00	0.00	0.00	0.00	0.00	2,736.49	2,250.00
Roussanne	806.29	0.00	800.00	0.00	0.00	1,398.88	0.00	1,950.18	1,708.14
Sauvignon Blanc	415.37	331.21	319.97	250.00	0.00	1,245.17	434.42	736.38	809.28
Sauvignon Musque	0.00	0.00	0.00	0.00	0.00	0.00	0.00	1,458.82	1,505.22
Sauvignon Vert *	0.00	0.00	0.00	0.00	0.00	0.00	0.00	1,689.56	0.00
Scheurebe	0.00	0.00	0.00	0.00	0.00	0.00	0.00	1,400.00	0.00
Semillon	401.13	300.00	318.50	0.00	0.00	1,000.00	322.91	507.27	573.81
St. Emilion *	0.00	0.00	225.00	0.00	0.00	0.00	0.00	225.00	225.00
Symphony	294.64	400.00	330.08	0.00	0.00	0.00	370.98	326.67	354.28
Tocai Friulano	0.00	0.00	0.00	0.00	0.00	0.00	0.00	1,517.57	1,158.60
Torrantes	1,088.48	0.00	0.00	0.00	0.00	0.00	0.00	1,088.48	1,119.80
Triplett Blanc	0.00	225.00	223.33	0.00	0.00	0.00	0.00	223.39	225.00
Verdelho	491.76	1,100.00	0.00	0.00	0.00	0.00	900.00	532.63	696.48
Vernantino *	500.00	0.00	0.00	0.00	0.00	0.00	0.00	617.14	610.44
Vernaccia	0.00	0.00	0.00	0.00	0.00	0.00	0.00	2,319.37	2,032.60
Viognier	518.26	373.84	414.81	0.00	0.00	1,309.85	596.13	670.33	796.97
White Riesling *	513.03	400.00	413.33	0.00	0.00	966.46	650.00	945.23	1,036.03
Other White 1/	194.26	164.40	174.48	225.00	0.00	0.00	0.00	275.61	321.89
Total White	441.01	348.07	251.82	254.81	576.53	1,117.49	481.25	539.26	550.46

**TABLE 10: WEIGHTED AVERAGE GROWER RETURNS PER TON DELIVERED BASIS NON-RELATED PURCHASE
FOR WINE, CONCENTRATE, JUICE, VINEGAR, AND BEVERAGE BRANDY BY CALIFORNIA PROCESSORS
FROM THE 2009 CROP BY TYPE, VARIETY, AND REPORTING DISTRICT WHERE GROWN, WITH COMPARISONS**

Type and Variety	1	2	3	4	5	6	7	8	9	10
	Dollars									
WINE GRAPES (RED):										
Aglianico	0.00	0.00	0.00	3,000.00	0.00	0.00	0.00	1,755.36	0.00	1,457.14
Aleatico	0.00	0.00	2,537.05	0.00	0.00	0.00	0.00	0.00	0.00	0.00
Alicante Bouschet *	0.00	0.00	3,152.73	0.00	0.00	586.84	0.00	2,484.46	0.00	1,093.21
Alvarelhao	0.00	0.00	0.00	0.00	0.00	0.00	0.00	0.00	0.00	2,100.00
Barbera	1,414.74	1,212.45	2,399.66	2,293.87	0.00	889.47	977.05	1,044.00	1,800.00	1,259.45
Blaufraenkisch *	0.00	0.00	0.00	0.00	0.00	0.00	0.00	3,500.00	0.00	0.00
Cabernet Franc	1,529.07	1,513.91	2,319.56	5,271.88	0.00	2,080.68	1,012.08	1,014.10	600.00	1,187.65
Cabernet Sauvignon	1,335.08	1,403.90	2,194.57	4,619.44	1,164.92	1,255.82	908.10	995.93	466.53	1,149.25
Carignane	851.70	0.00	1,893.85	2,554.01	616.28	1,034.32	700.00	1,882.81	0.00	1,322.28
Carmenere	0.00	0.00	0.00	0.00	0.00	800.00	0.00	0.00	0.00	0.00
Carmine	0.00	0.00	0.00	0.00	0.00	0.00	0.00	0.00	600.00	0.00
Carnelian	0.00	0.00	0.00	0.00	0.00	0.00	0.00	0.00	0.00	0.00
Centurian	0.00	0.00	0.00	0.00	0.00	0.00	0.00	0.00	0.00	0.00
Charbono	999.62	0.00	0.00	2,682.02	0.00	1,000.00	674.88	0.00	0.00	1,190.00
Ciliegiolo	0.00	0.00	0.00	0.00	0.00	0.00	0.00	0.00	0.00	0.00
Cinsaut *	0.00	0.00	2,042.25	994.97	0.00	483.33	1,200.00	1,990.64	1,376.00	1,177.85
Colorino	0.00	0.00	0.00	0.00	0.00	0.00	0.00	0.00	0.00	0.00
Counoise	0.00	0.00	3,200.00	0.00	0.00	0.00	0.00	2,255.75	1,121.00	1,600.00
Dolcetto	1,360.06	0.00	1,687.33	929.38	0.00	2,592.00	1,964.09	1,580.00	0.00	1,477.06
Durif	0.00	0.00	0.00	0.00	0.00	0.00	0.00	0.00	0.00	0.00
Early Burgundy	0.00	0.00	1,200.00	0.00	0.00	0.00	0.00	0.00	0.00	0.00
Fer Servadou	0.00	0.00	0.00	0.00	0.00	0.00	0.00	0.00	0.00	0.00
Freisa	0.00	0.00	0.00	0.00	0.00	0.00	0.00	0.00	0.00	0.00
Gamay (Napa) *	861.72	0.00	951.34	1,600.07	572.13	0.00	0.00	983.87	0.00	1,500.00
Gamay Noir Au Jus Blanc	0.00	0.00	0.00	0.00	0.00	0.00	0.00	0.00	0.00	1,500.00
Graciano	0.00	0.00	0.00	2,700.00	0.00	0.00	1,800.00	1,500.00	0.00	1,200.00
Grand Noir	0.00	0.00	0.00	0.00	0.00	1,600.00	0.00	0.00	0.00	0.00
Grenache *	1,545.26	1,600.10	2,673.99	3,702.53	0.00	731.82	1,426.40	1,415.62	213.07	1,388.39
Lagrein	0.00	0.00	0.00	0.00	0.00	0.00	2,100.00	1,565.76	0.00	0.00
Malbec	1,510.07	1,772.73	2,529.28	4,553.68	850.00	2,746.25	857.56	1,312.24	0.00	1,515.58
Mataro *	0.00	2,500.00	2,627.37	2,337.23	0.00	1,533.73	4,000.00	2,013.67	1,850.00	1,403.58
Merlot	1,041.52	930.38	1,488.48	2,458.88	763.66	1,095.45	989.89	805.96	381.56	1,092.10
Meunier *	0.00	0.00	3,056.21	1,869.44	0.00	0.00	0.00	0.00	0.00	0.00
Mission	0.00	0.00	0.00	0.00	0.00	0.00	0.00	677.08	0.00	1,995.65
Montepulciano	1,500.00	0.00	2,328.57	1,482.05	0.00	0.00	0.00	0.00	1,300.00	0.00
Muscat Hamburg *	0.00	0.00	0.00	0.00	0.00	0.00	0.00	0.00	0.00	1,331.59
Nebbiolo	1,500.00	1,293.75	2,205.88	0.00	0.00	2,393.00	1,876.21	1,508.54	550.00	1,348.32
Negrette *	0.00	0.00	0.00	0.00	0.00	0.00	1,874.32	0.00	0.00	0.00
Negroamaro	1,481.82	0.00	0.00	0.00	0.00	0.00	0.00	820.00	0.00	0.00
Nero D'Avola *	1,500.00	0.00	0.00	0.00	0.00	0.00	0.00	0.00	0.00	0.00
Petit Verdot	1,418.66	1,576.58	2,642.18	5,403.23	2,000.00	2,076.10	1,158.55	1,356.50	1,500.00	1,474.97
Petite Sirah	1,418.13	1,536.54	2,449.27	3,273.39	1,122.04	1,057.35	1,062.86	1,066.04	515.59	1,276.05
Pfeffer Cabernet	0.00	0.00	0.00	0.00	0.00	0.00	1,000.00	0.00	0.00	0.00
Pinot Noir	2,645.38	2,899.89	3,034.06	2,545.01	956.39	1,769.28	1,618.62	2,749.57	549.60	1,811.29
Pinotage	1,698.80	0.00	0.00	0.00	0.00	0.00	0.00	0.00	0.00	1,371.43
Pommard	0.00	0.00	0.00	0.00	0.00	0.00	0.00	4,500.00	0.00	0.00
Primitivo	1,257.60	2,245.66	2,068.74	2,373.33	0.00	1,760.00	1,500.00	986.59	0.00	1,267.92
Refosco *	0.00	0.00	0.00	229.58	0.00	2,800.00	0.00	1,205.02	0.00	0.00
Royalty	0.00	0.00	0.00	0.00	0.00	0.00	0.00	0.00	0.00	0.00
Rubired *	0.00	0.00	0.00	0.00	0.00	0.00	0.00	0.00	0.00	0.00
Ruby Cabernet	0.00	0.00	0.00	0.00	0.00	0.00	0.00	0.00	0.00	0.00
Sagrantino	0.00	0.00	0.00	0.00	0.00	0.00	0.00	0.00	0.00	0.00
Salvador	0.00	0.00	0.00	0.00	0.00	0.00	0.00	0.00	0.00	0.00
Sangiovese *	1,383.88	0.00	2,166.05	2,179.06	0.00	1,318.43	723.53	1,339.71	1,300.00	1,215.29
Souzao	1,500.00	0.00	0.00	0.00	0.00	1,100.00	1,000.00	1,896.58	0.00	1,228.26
Syrah *	1,381.06	994.28	2,308.68	3,157.06	1,178.76	1,055.70	921.07	1,122.19	721.46	1,322.87
Tannat	0.00	0.00	1,880.98	0.00	0.00	0.00	1,090.97	2,192.86	0.00	1,600.00
Tempranillo *	1,250.00	1,795.34	1,650.00	2,933.82	1,400.00	1,464.39	1,545.81	1,077.70	522.34	1,358.39
Teroldego	0.00	0.00	0.00	0.00	0.00	360.32	1,191.60	820.00	0.00	0.00
Tinta Barroca	1,250.00	0.00	0.00	0.00	0.00	0.00	0.00	0.00	0.00	0.00
Tinta Cao	1,250.00	0.00	1,650.00	2,506.82	0.00	0.00	1,000.00	1,600.00	0.00	1,300.00
Tinta Madeira	0.00	1,200.00	0.00	0.00	0.00	0.00	0.00	1,218.82	0.00	0.00
Touriga Francesca	1,250.00	0.00	0.00	0.00	0.00	0.00	1,000.00	0.00	0.00	0.00
Touriga Nacional *	1,250.00	0.00	0.00	2,519.47	0.00	900.00	1,333.93	1,629.21	0.00	1,272.69
Trousseau *	0.00	1,700.00	0.00	0.00	0.00	0.00	2,000.00	0.00	0.00	2,100.00
Zinfandel	1,371.39	1,194.13	2,489.96	2,928.25	351.23	1,359.93	890.51	1,095.58	251.18	1,069.28
Other Red 1/	0.00	0.00	1,439.51	7,300.00	0.00	600.00	3,440.56	1,378.49	0.00	1,250.40
Total Red	1,472.20	1,371.68	2,406.26	3,824.09	898.48	1,296.60	1,183.30	1,177.58	381.48	1,145.47
TOTAL WINE	1,316.84	1,238.71	2,157.47	3,283.43	702.81	1,044.49	1,137.45	1,184.62	436.98	1,125.84
TOTAL ALL VARIETIES	1,316.84	1,238.71	2,157.47	3,283.43	702.81	1,044.49	1,137.45	1,184.62	436.98	1,104.38

USDA National Agricultural Statistics Service, California Field Office publications are available
Free-of-charge on the Internet at: www.nass.usda.gov/ca



United States Department of Agriculture
National Agricultural Statistics Service
California Field Office



P.O. Box 1258 • Sacramento, CA 95812 • Phone: (916) 498-5161 • Fax: (916) 498-5186
E-mail: nass-ca@nass.usda.gov • Web: www.nass.usda.gov/ca

Paper Publication and Subscription Request Form

Complete the “publication request” if you would like to purchase one or more publications on a one-time basis only. We will mail you the latest release unless you indicate otherwise.

Complete the “subscription request” if you would like to be placed on our regular mailing list for upcoming releases.

For all requests, check the publications you wish to receive, enter the amount in the space provided and total the cost of all fees. Please be sure to complete the “requested by” information.

Publications on this order form can be viewed free-of-charge on our web site at www.nass.usda.gov/ca or e-mailed to you upon request. Please forward any inquires or requests to our e-mail address at nass-ca@nass.usda.gov.

PAPER PUBLICATION REQUEST				
Check Here	Publication Title and Description	List the Years You Are Buying	Domestic Charge	Enter Amount
	California Agricultural Statistics: Annual Bulletin Year-end summary for field crops, fruit and nut crops, vegetable and melon crops, livestock, dairy and poultry. Also includes cash receipts, floriculture, top counties, and U.S. and state rankings. Crop years available: 1992-2009		\$ 20.00 per year	
	County Agricultural Commissioners' Data: Annual Bulletin County acreage, production and value by commodity. Crop years available: 1980-2009		\$ 20.00 per year	
	Grape Acreage: Annual Bulletin Grape acreage by year planted, variety and county. Crop years available: 1961, 1964, 1969 and 1972-2009		\$ 10.00 per year	
	Grape Crush Report (Final): Annual Bulletin Tons purchased, crushed, Brix factors and price per ton by variety and district. Crop years available: 1976-2009		\$ 10.00 per year	
	Summary of County Agricultural Commissioners' Reports: Annual Bulletin Gross values by commodity groups. Crop years available: 1981-2009		\$ 5.00 per year	
	TOTAL ONE-TIME CHARGE			

Continued on back of page

Cooperating with the California Department of Food and Agriculture

USDA, NASS, California Field Office

Paper Publication and Subscription Request Form — Continued

Paper SUBSCRIPTION REQUEST				
Check Here	Publication Title and Description	Subscription Rate (First-Class Mail)		Enter Amount
		Foreign 1/	Domestic 2/	
910	Field Crop Review: Monthly Grain, cotton, hay, potatoes, sugar beets, etc.; acreage, production, value; price and warehouse data.	\$ 30.00	\$ 15.00	
920	Fruit and Nut Review: Monthly except November Berry, grape, citrus, deciduous fruit and nut acreage, production, price and utilization.	\$ 30.00	\$ 15.00	
922	Grape Crush Report (Preliminary and Final): February & March Bulletins Tons purchased, crushed, Brix factors and price per ton by variety and district.	\$ 40.00	\$ 20.00	
923	Grape Acreage: Annual Bulletin Grape acreage by year planted, variety and county.	\$ 20.00	\$ 10.00	
931	Vegetable Review: January, April, July, September and October Processing and fresh market vegetable and potato acreage, production and value.	\$ 14.00	\$ 7.00	
940	Livestock Review: Monthly Livestock inventories, intentions and values; pasture, slaughter and on-feed data for cattle and sheep.	\$ 30.00	\$ 15.00	
960	Poultry Review: Monthly Chicken and turkey settings, hatchings, eggs produced, inventory, value and cold storage.	\$ 30.00	\$ 15.00	
TOTAL SUBSCRIPTION FEES				

1/ Foreign mailing is via air mail. All checks must be drawn on a U.S. bank.

2/ Mexico's rate is the same as domestic rate.

PAYMENT	
Make check or money order payable to:	USDA-NASS/CDFA
Send this request form with remittance to:	USDA, National Agricultural Statistics Service, California Field Office P.O. Box 1258 Sacramento, CA 95812

REQUESTED BY
Company or Firm Name:
Name:
Mailing Address:
City, State and Zip:
E-mail Address: