



CALIFORNIA

Grape Crush Report
PRELIMINARY 2020

California
Department of Food and Agriculture
February 10, 2021

MAP AND DEFINITIONS OF CALIFORNIA GRAPE PRICING DISTRICTS



1. Mendocino County
2. Lake County
3. Sonoma and Marin Counties
4. Napa County
5. Solano County
6. Alameda, Contra Costa, Santa Clara, San Francisco, San Mateo, and Santa Cruz Counties
7. Monterey and San Benito Counties
8. San Luis Obispo, Santa Barbara, and Ventura Counties
9. Yolo County north of Interstate 80 to the junction of Interstate 80 and U.S. 50 and north of U.S. 50; Sacramento County north of U.S. 50; Del Norte, Siskiyou, Modoc, Humboldt, Trinity, Shasta, Lassen, Tehama, Plumas, Glenn, Butte, Colusa, Sutter, Yuba, and Sierra Counties.
10. Nevada, Placer, El Dorado, Amador, Calaveras, Tuolumne and Mariposa Counties
11. San Joaquin County north of State Highway 4; and Sacramento County south of U.S. 50 and east of Interstate 5
12. San Joaquin County south of State Highway 4; Stanislaus and Merced Counties
13. Madera, Fresno, Alpine, Mono, Inyo Counties; and Kings and Tulare Counties north of Nevada Avenue (Avenue 192)
14. Kings and Tulare Counties south of Nevada Avenue (Avenue 192); and Kern County
15. Los Angeles and San Bernardino Counties
16. Orange, Riverside, San Diego, and Imperial Counties
17. Yolo County south of Interstate 80 from the Solano County line to the Junction of Interstate 80 and U.S. 50 and south of U.S. 50 and Sacramento County south of U.S. 50 and west of Interstate 5

TABLE OF CONTENTS

GRAPE CRUSH REPORT OVERVIEW	1
EXPLANATION OF TABLES	4
TABLE 1: State totals of grapes for crushing by type and variety, weighted average degrees Brix, and weighted average dollars per ton, 2019-20.....	6
TABLE 2: Tons of grapes crushed by California processors from the 2020 crop by type, variety, and reporting district where grown, with comparisons	8
TABLE 3: Weighted average degrees Brix for all grapes crushed by California processors from the 2020 crop by type, variety, and reporting district where grown, with comparisons	12
TABLE 4: Tons of grapes purchased for wine, concentrate, juice, vinegar, and beverage brandy, by California processors from the 2020 crop by type, variety, and reporting district where grown, with comparisons	14
TABLE 5: Weighted average degrees Brix for all grapes purchased for wine, concentrate, juice, vinegar, and beverage brandy, by California processors from the 2020 crop by type, variety, and reporting district where grown, with comparisons	18
TABLE 6: Weighted average grower returns per ton, delivered basis, purchased for wine, concentrate, juice, vinegar, and beverage brandy, by California processors from the 2020 crop by type, variety, and reporting district where grown, with comparisons	20
TABLE 7: Tons of grapes purchased by California processors as distilling material other than beverage brandy from the 2020 crop by type and variety, with comparisons	24
TABLE 8: Base price paid to growers for grapes crushed, and delivered to California processors, from the 2020 crop, with Brix factors and purchased tonnage, by type, variety, reporting district where grown, and weighted average base price	25
Supplement: 2020 Brix Adjustment Factors	118
TABLE 9: Tons of grapes crushed to growers' accounts by California processors from the 2020 crop by type, variety, and reporting district where grown, with comparisons. <i>(Table 9 only appears in the Final Grape Crush Report.)</i>	
TABLE 10: Weighted average grower returns per ton, delivered basis, non-related purchase for wine, concentrate, juice, vinegar, and beverage brandy, by California processors from the 2020 crop by type, variety, and reporting district where grown, with comparisons	122

COMPILED AND PUBLISHED BY:

California Department of Food and Agriculture

in cooperation with

USDA's National Agricultural Statistics Service, Pacific Regional Office - California

650 Capitol Mall, Suite 6-100

P.O. Box 942871

Sacramento, CA 94299-9871

Cover photo: istockphoto

Phone: (918) 738-6600 --- Fax: (855) 270-2722

E-mail: nassrfopcr@nass.usda.gov --- Web: www.nass.usda.gov/ca

FEBRUARY 10, 2021

THANK YOU! GROWERS AND VINTNERS

The Pacific Regional Office of USDA's National Agricultural Statistics Service (NASS) and the California Department of Food and Agriculture (CDFA) appreciate the timely reporting by the State's vintners in the preparation of the *2020 Grape Crush Report*.

NASS and CDFA also conduct an annual acreage survey in partnership with California grape growers. *The Grape Acreage Report* contains information on new plantings and removals of grapes.

The *2020 Grape Crush Report* and *The Grape Acreage Report* are available on the NASS website at:

www.nass.usda.gov/ca



GRAPE CRUSH REPORT OVERVIEW

Information contained in this Report was supplied by processors to fulfill the reporting requirements of Section 55601.5 of the Food and Agricultural Code.

The Preliminary Grape Crush Report includes all grape tonnage crushed during the 2020 season. It also includes purchased tonnage and pricing information for grapes with final prices prior to January 10, 2021. The Final Grape Crush Report, to be published on March 10, will contain any late reports or corrections to the preliminary report. Please notify us of any corrections for the Final Grape Crush Report by February 26, 2021.

Details of the crushed tonnage, degrees Brix, and weighted average prices were reported by grape type and variety, as well as by grape pricing districts. The 17 districts refer to the area in which the grapes were grown as defined in the Administrative Code. A district map is located on the inside of the front cover.

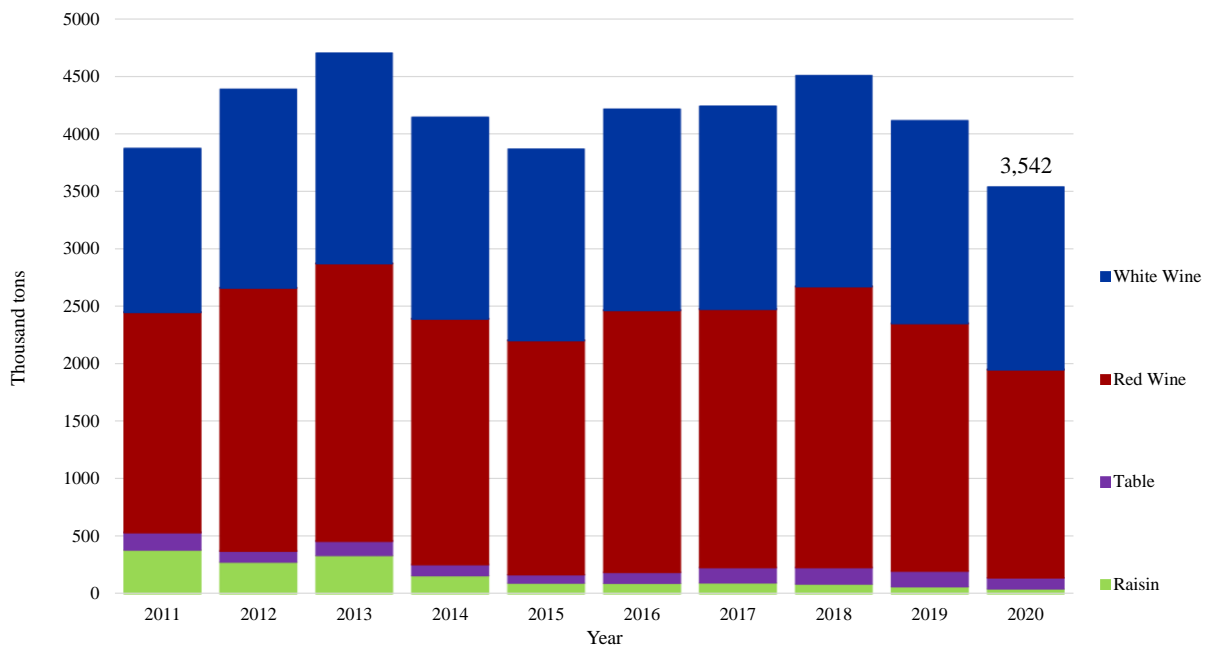
SUMMARY OF GRAPE TONNAGES AND PRICES

The 2020 crush totaled 3,542,038 tons, down 13.9% from the 2019 crush of 4,115,413 tons. Red wine varieties accounted for the largest share of all grapes crushed, at 1,813,964 tons, down 15.9% from 2019. White wine varieties crushed totaled 1,590,335 tons, down 9.8% from 2019. Tons crushed of raisin type varieties totaled 42,425, down 30.5% from 2019, and tons crushed of table type varieties totaled 95,315, down 29.1% from 2019.

The Grape Crush Report includes the total number of tons crushed for concentrate production. In determining grape tonnage crushed for concentrate production, each processor was required to report the estimated equivalent tons of grapes crushed for grape concentrate. For the 2020 season, this total was 311,662 tons, 8.8% of the 2020 grape crush total. This report provides only the aggregate figure for grapes crushed for concentrate production and does not include information by district, type, or variety.

The 2020 average price of all varieties was \$674.72, down 16.8% from 2019. Average prices for the 2020 crop by type were as follows: red wine grapes, \$791.33, down 22.4% from 2019; white wine grapes, \$554.74, down 5.9% from 2019; table grapes, \$162.41, down 38.2% from 2019; and raisin grapes, \$250.58, up 2.3% from 2019.

California Grapes Crushed 2011-2020



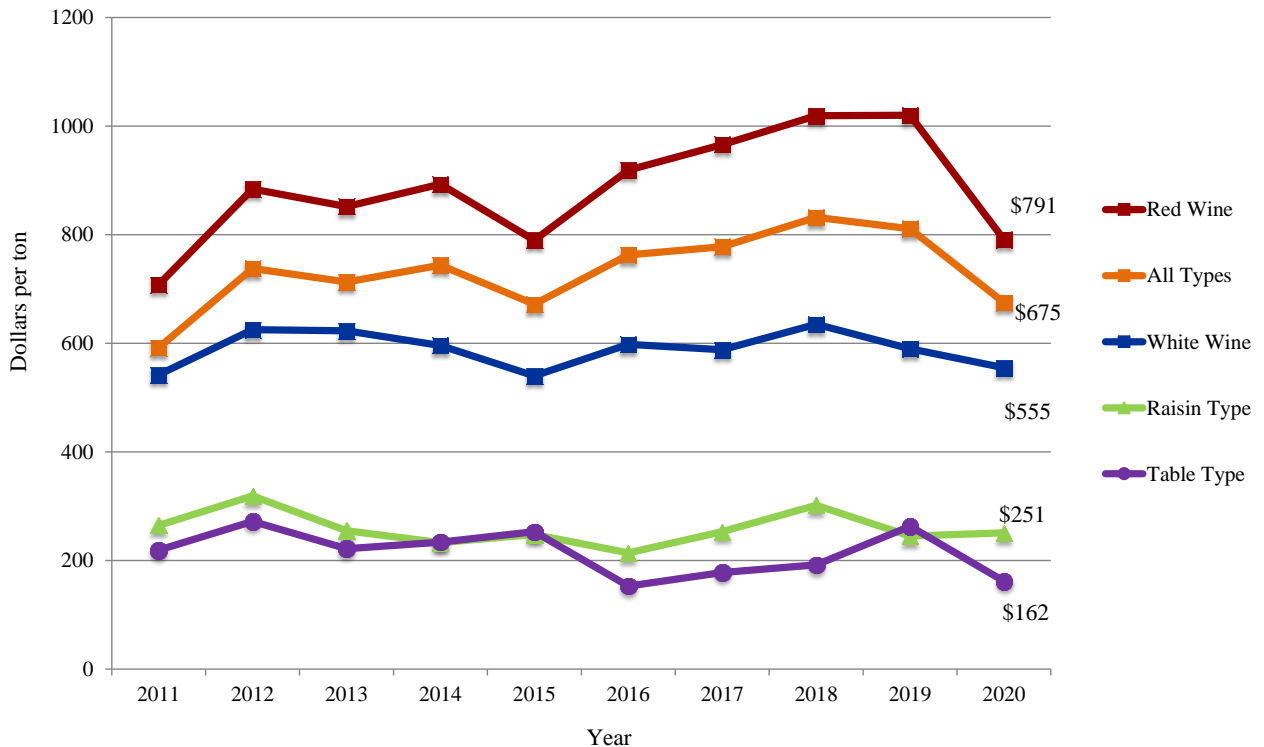
Source: USDA, National Agricultural Statistics Service, Pacific Regional Office

CALIFORNIA GRAPE CRUSH TONNAGE AND PRICE, 1996-2020

Crop year	Red wine type		White wine type		Total wine type		Raisin type		Table type		All types	
	Thousand tons	\$/ton	Thousand tons	\$/ton	Thousand tons	\$/ton	Thousand tons	\$/ton	Thousand tons	\$/ton	Thousand tons	\$/ton
1996	1,079	611	1,094	469	2,172	540	618	191	117	188	2,908	452
1997	1,461	656	1,433	546	2,893	603	786	185	212	169	3,891	497
1998	1,333	643	1,194	521	2,527	586	506	164	135	150	3,169	502
1999	1,422	649	1,195	518	2,617	590	419	200	149	187	3,185	525
2000	1,816	628	1,503	500	3,319	571	513	125	120	118	3,951	504
2001	1,706	680	1,300	491	3,006	601	262	86	101	87	3,368	555
2002	1,817	614	1,288	432	3,105	538	622	76	61	80	3,787	462
2003	1,634	609	1,230	429	2,864	534	422	95	84	91	3,370	471
2004	1,639	627	1,136	487	2,775	571	727	200	113	199	3,615	482
2005	2,235	634	1,521	507	3,756	583	467	164	106	121	4,330	533
2006	1,874	637	1,263	503	3,136	583	267	154	86	137	3,489	548
2007	1,875	627	1,372	482	3,248	565	364	155	63	138	3,674	522
2008	1,676	661	1,338	543	3,015	609	494	224	165	180	3,674	547
2009	2,078	671	1,625	536	3,703	612	307	171	85	143	4,095	574
2010	2,051	628	1,538	501	3,589	574	274	215	124	174	3,986	545
2011	1,920	708	1,427	542	3,347	637	373	265	155	219	3,874	592
2012	2,292	884	1,726	625	4,018	773	270	319	99	272	4,387	738
2013	2,417	852	1,829	623	4,246	754	328	255	127	222	4,700	713
2014	2,141	893	1,753	596	3,894	759	156	233	95	234	4,145	744
2015	2,041	790	1,664	540	3,705	679	92	248	71	253	3,868	672
2016	2,280	919	1,751	598	4,032	780	90	214	95	153	4,217	763
2017	2,250	966	1,766	588	4,016	800	94	253	132	178	4,242	778
2018	2,447	1,019	1,834	635	4,281	856	83	302	142	192	4,506	832
2019	2,158	1,020	1,762	590	3,920	827	61	245	134	263	4,115	811
2020	1,814	791	1,590	555	3,404	680	42	251	95	162	3,542	675

Source: USDA, National Agricultural Statistics Service, Pacific Regional Office – California

California Grape Crush, Dollars per Ton 2011-2020



Source: USDA, National Agricultural Statistics Service, Pacific Regional Office

LEADING GRAPE VARIETIES AND DISTRICTS

In 2020, Chardonnay continued to account for the largest percentage of the total tonnage crushed at 15.2%. Cabernet Sauvignon accounted for the second largest percentage of the total crush at 14.1%. Table grape varieties crushed for wine accounted for less than 3% of the total crush for the first time since 2016. Raisin varieties crushed for wine were a record low at 1.2% of the total crush.

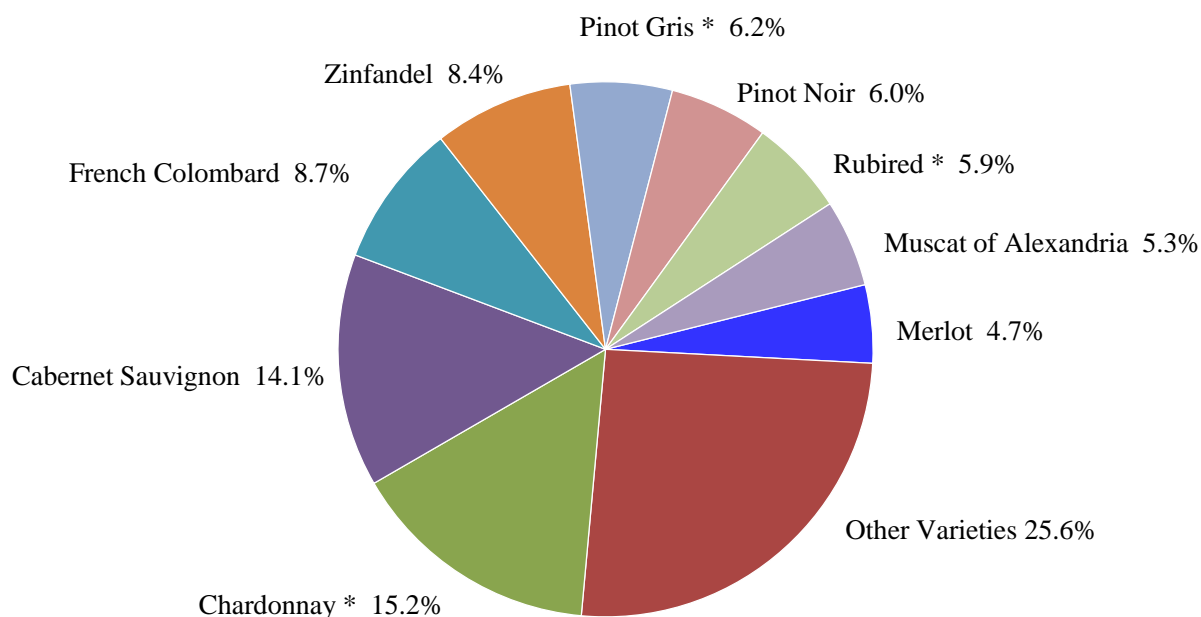
District 13 (Madera, Fresno, Alpine, Mono, Inyo Counties; and Kings and Tulare Counties north of Nevada Avenue (Avenue 192)), had the largest share of the State's crush at 1,229,676 tons. The average price per ton in District 13 was \$314.25.

Grapes produced in District 4 (Napa County) received the highest average price at \$4,577.62 per ton, down 20.7% from 2019. District 3 (Sonoma and Marin counties) received the second highest average price at \$2,417.48 per ton, down 15.1% from 2019.

The 2020 Chardonnay average price of \$827.85 was down 9.3% from 2019 and the Cabernet Sauvignon average price of \$1,230.96 was down 30.5% from 2019. The 2020 average price for Zinfandel was \$519.04, down 11.0% from 2019, while the French Colombard average price was up 4.2% from 2019, at \$287.52 per ton.

Prices reflect adjustments due to smoke damage, as reported by purchasers. For more information about how purchasers reported smoke damaged grapes, go to cdfa.ca.gov/mkt/pdf/GrapeCrush2020_Smoke_Taint_FAQ.pdf

Leading Grape Varieties Crushed in California Percent of Total 2020 Crush ¹



Source: USDA, National Agricultural Statistics Service, Pacific Regional Office

* Synonyms for variety names are shown on Page 5 of the *California Grape Crush Report, Preliminary 2020*.

¹ Percentages may not add to 100%, due to rounding.

EXPLANATION OF TABLES

TABLE 1 is a summary of the 2020 crop State totals by grape type and varieties that are shown in detail by grape pricing districts in Tables 2 through 6. State totals and averages for 2019 are shown for comparison.

TABLE 2 includes over-the-scale fresh tonnage of all grapes crushed by California processors from the 2020 crop. Over-the-scale fresh weight tonnage includes materials other than grapes (MOG) and defects. This table is broken down by the 17 grape pricing districts and by variety. State totals for 2019 are shown for comparison. Crushed tonnage includes all grapes crushed whether: grown and crushed by processors; purchased and crushed by processors; crushed by cooperatives, juice manufacturers, etc.; or crushed for others, including growers.

TABLE 3 shows the weighted average degrees Brix for all grapes crushed (TABLE 2) by California processors from the 2020 crop. The weighted average degrees Brix is reported by grape pricing districts and variety. State averages for 2019 are shown for comparison.

TABLE 4 includes net weight fresh tonnage of all grapes purchased for wine, concentrate, juice, vinegar, and beverage brandy by California processors from the 2020 crop. Net weight fresh tonnage does not include material other than grapes (MOG) and defects or other weight adjustments deducted from gross weight. The purchased tonnage is reported by variety and grape pricing districts. State totals for 2019 are shown for comparison. TABLE 4 does not include tonnage purchased as distilling material other than beverage brandy; this is shown in TABLE 7. Prices for all tonnage shown in this table are final and not subject to change. Grapes pooled by cooperatives, those grown by processors and used for their own production and grapes crushed to growers' accounts are not included.

TABLE 5 shows the weighted average degrees Brix for all grapes purchased for wine, concentrate, juice, vinegar, and beverage brandy (TABLE 4) by California processors from the 2020 crop. The weighted average degrees Brix is reported by grape pricing districts and variety. State averages for 2019 are shown for comparison. TABLE 5 does not include degrees Brix of tonnage purchased as distilling material other than beverage brandy; this is shown in TABLE 7. Grapes pooled by cooperatives, those grown by processors and used for their own production and grapes crushed to growers' accounts are not included.

TABLE 6 gives the weighted average price per ton, delivered basis, of all tonnage purchased for wine, concentrate, juice, vinegar, and beverage brandy (TABLE 4) by California processors from the 2020 crop. The weighted average prices are reported by variety, and grape pricing districts. State averages for 2019 are shown for comparison. TABLE 6 does not include prices of tonnage purchased as distilling material other than beverage brandy; this is shown in TABLE 7. Prices shown in this table are final and not subject to change. Grapes pooled by cooperatives, those grown by processors and used for their own production and grapes crushed to growers' accounts are not included.

Weighted average prices reflect final prices through January 10, 2021 and include any Brix adjustments, bonuses or allowances. Prices are equivalent to delivered basis in the area grown including normal within-area hauling allowances. Purchases made on a roadside basis include the usual hauling allowance for local delivery in the area grown. Out-of-area purchases made on a delivered basis do not include extra hauling allowances for delivery outside the area.

The next example indicates the method used for calculating weighted averages.

The following two purchases were made.

Variety	District	Tons	Degrees Brix	Base Price	Price Paid Per Ton	Acceptable Brix Limits	Brix Adjustment Factors	Brix Adjustment Limits
<i>Petite Sirah</i>	1	155.5	20.6	\$450.00	\$364.50	19 - 25	+ or - 10%	Base 22, Min 20, Max 24
<i>Petite Sirah</i>	1	20.5	19.0	\$450.00	\$418.50	19 - 25	+ or - 10%	Base 22, Min 20, Max 24

Note: The variety, district, base price, and Brix Adjustment Factors (including Brix limits) are the same. The tons purchased, degrees Brix, and price paid per ton are the only differences in this example.

Step 1: Multiply the tons by the Brix for each lot purchased and then add the products to get the total. Also, add the tons purchased.

Variety	District	Tons	Degrees Brix	Total (Tons X Brix)
<i>Petite Sirah</i>	1	155.5	20.6	155.5 X 20.6 = 3,203.3
<i>Petite Sirah</i>	1	20.5	19.0	20.5 X 19.0 = 389.5
TOTALS		176.0		3,592.8

Step 2: Divide the total (3,592.8) by the total tons purchased (176.0) to get the **Weighted Average Degrees Brix**.

$$\frac{3,592.8}{176.0} = 20.4$$

Step 3: Multiply the purchased tons by the Price Paid Per Ton for each lot purchased and then add the products to get the total.

Variety	District	Tons	Price Paid Per Ton	Total (Tons X Brix)
Petite Sirah	1	155.5	\$364.50	155.5 X 364.50 = 56,679.8
Petite Sirah	1	20.5	\$418.50	20.5 X 418.50 = 8,579.3
TOTALS		176.0		65,259.1

Step 4: Divide the total (65,259.1) by the total tons purchased (176.0) to get the **Weighted Average Price Per Ton**

$$\frac{65,259.1}{176.0} = \$370.79$$

TABLE 7 shows all grape tonnage purchased as distilling material other than beverage brandy by California processors from the 2020 crop. The tonnage, weighted average degrees Brix and price per ton are shown by grape type and variety. State totals and averages for 2019 are given for comparison.

TABLE 8 shows base prices paid to growers by Brix adjustment factors, purchased tonnage, type, variety and reporting district where grown. Weighted average base prices and total purchased tonnage are included.

The Brix adjustment factors determine adjustments to base prices to compensate for sugar variations. In this report, adjustments are expressed in dollars per ton, or percent of base price per degree variance from the established Brix base. Occasional lots are traded on price per degree Brix as delivered.

TABLE 9 includes tonnage of all grapes crushed to growers' accounts by California processors from the 2020 crop. Growers retained ownership of these grapes at the time of crushing. This tonnage is reported by grape pricing district and variety. Comparisons with 2019 are shown. *(Table 9 only appears in the Final Grape Crush Report.)*

TABLE 10 gives the weighted average price per ton, delivered basis, of all tonnage purchased from non-related sources for wine, concentrate, juice, vinegar, and beverage brandy (TABLE 4) by California processors from the 2020 crop. The weighted average prices are reported by variety, and grape pricing districts. State averages for 2019 are shown for comparison. TABLE 10 does not include prices of tonnage purchased as distilling material other than beverage brandy; this is shown in TABLE 7. Prices shown in this table are final and not subject to change. Grapes pooled by cooperatives, those grown by processors and used for their own production and grapes crushed to growers' accounts are not included.

Non-Related Purchased Tons: Excludes tonnage of grapes purchased from a grower if:

- The grower or an affiliate of the grower, or both the grower and the affiliate of the grower, owned, directly or indirectly, at least 5% of the indicia of ownership or voting authority of the winery (processor);
- The winery (processor) or an affiliate of the winery, or both the winery and the affiliate of the winery, owned, directly or indirectly, at least 5% of the indicia of ownership or voting authority of the grower;
- The winery (processor) or an affiliate of the winery, or both the winery and the affiliate of the winery, provided long-term financing to the grower in exchange for rights or options to purchase a significant portion of the grower's harvest.

Grape Variety Synonyms		
Alicante Bouschet * -Alicante	Muscat Hamburg * -Black Muscat	Palomino * -Golden Chasselas
Black Prince * -Rose Of Peru	Negrette * -Pinot St. George	Pinot Gris * -Pinot Grigio
Blaufraenkisch * -Lemberger	Nero D'avola * -Calabrese	Princess * -Melissa
Burger * -Monbadon	Other Red Wine -Alvarelhao, Canaiolo Nero,	Red Globe * -Rose Ito
Chardonnay * -Pinot Chardonnay,	Carmine, Colorino, Corvina, Criolla, Early	Refosco * -Mondeuse
Chardonnay Musque	Burgundy, Fer Servadou, Foch, Grand Noir,	Ribolla Gialla * -Rebolla
Cinsaut * -Black Malvoisie, Black Malvasia	Gros Verdot, Lenoir, Marechal Foch,	Rubired * -Tintoria
Crimson Seedless * -Red Crimson	Mencia, Norton/Cynthiana, Peloursin, Petit	Ruby Seedless * -King Ruby
Emerald Seedless * -Black Seedless	Bouschet, Pfeffer Cabernet, Ribolla Nera,	Sangiovese * -Sangiovese
Flame Seedless * -Red Flame	Ruby Royal, Salvador, Schioppettino,	Sauvignon Vert * -Muscadelle
Gamay (Napa) * -Gamay, Valdiguié	St Macaire, Terret Noir, Tinta Amarela,	Schioppettino -Ribolla Nera
Gray Riesling * -Trousseau Gris	Tinta Barroca, Tinta Negra Mole, Touriga	St. Emilion * -Ugni Blanc, Trebbiano
Grenache * -Grenache Noir	Francesca, Vaccaresse, Zweigelt	Sugraone * -Superior Seedless Brand
Grenache Blanc -Garnacha Blanca	Other Table -Black Prince, Concord, Rose Of Peru,	Syrah * -French Syrah, Shiraz, Syrah Noir
Grenache Gris -Garnacha Gris	Sweet Scarlet, Vintage Red	Tempranillo * -Tinta Roriz, Valdepenas
Marechal Foch * -Foch	Other White Wine -Aligote, Arinto, Bacchus,	Touriga Nacional * -Touriga
Meunier * -Pinot Meunier	Bourboulenc, Chasselas Dore, Clairette	Trousseau * -Bastardo
Moscato Gaillo * -Muscat Yellow	Blanche, Coda Di Volpe, Falaghina Greco,	Vermentino * -Vennentino
Mourvedre * -Mataro	Folle Blanche, Greco, Inzolia, Kerner, Pedro	White Riesling * -Johannisberg Riesling, Riesling
Muscat Blanc * -Muscat Canelli,	Ximenes, Petit Manseng, Peverella,	
Muscat Blanc A Petits Grains	Rkatsiteli, Scheurebe, Verdichio, Vidal	

* indicates the published name includes more than one variety name

**TABLE 1: STATE TOTALS OF GRAPES FOR CRUSHING BY TYPE AND VARIETY,
WEIGHTED AVERAGE DEGREES BRIX, AND WEIGHTED AVERAGE DOLLARS PER TON, 2019-20**

Type and Variety	Total Tons Crushed		Avg. Brix Crushed		Total Purchased Tons		Avg. Brix Purchased		Wtd. Avg. Dollars Per Ton	
	2020	2019	2020	2019	2020	2019	2020	2019	2020	2019
RAISIN GRAPES:										
Fiesta	8,924.5	14,334.0	19.2	20.0	7,396.6	13,733.2	18.4	19.9	245.66	263.26
Thompson Seedless	33,500.1	46,670.6	20.4	21.3	22,812.1	30,244.1	20.0	20.8	252.18	236.54
Other Raisin ¹	0.0	51.1	0.0	21.0	0.0	50.1	0.0	21.0	0.00	391.06
Total Raisin	42,424.6	61,055.7	20.2	21.0	30,208.7	44,027.4	19.6	20.5	250.58	245.05
TABLE GRAPES:										
Arra	4,993.4	3,180.5	21.6	22.0	79.2	3,180.5	17.9	22.0	180.00	163.06
Autumn King	6,375.9	7,036.1	18.9	21.5	860.4	2,661.0	17.2	22.6	125.00	160.40
Autumn Royal	901.5	1,974.6	19.6	21.6	0.0	0.0	0.0	0.0	0.00	0.00
Cotton Candy	872.4	176.2	22.0	22.6	0.0	0.0	0.0	0.0	0.00	0.00
Crimson Seedless *	439.8	3,311.9	21.2	22.4	0.0	64.4	0.0	21.8	0.00	160.00
Emerald Seedless *	6,874.5	1,611.8	21.9	22.7	0.0	0.0	0.0	0.0	0.00	0.00
Flame Seedless *	7,184.2	12,572.1	23.4	23.5	0.0	5,064.2	0.0	25.1	0.00	188.80
Green Envy	873.9	727.7	20.3	22.2	0.0	0.0	0.0	0.0	0.00	0.00
Ivory Seedless	935.0	2,868.4	21.3	22.4	238.3	1,319.3	20.5	22.6	180.00	350.00
Princess *	621.8	2,631.1	22.5	22.1	0.0	516.6	0.0	22.1	0.00	160.00
Pristine	1,692.1	5,965.0	19.4	22.3	0.0	29.5	0.0	22.3	0.00	160.00
Red Globe *	2,208.2	7,856.9	19.8	22.4	0.0	387.1	0.0	21.6	0.00	306.92
Ruby Seedless *	0.0	978.1	0.0	22.4	0.0	151.7	0.0	21.7	0.00	160.00
Scarlet Royal	15,783.7	12,517.1	22.3	23.3	885.7	2,477.5	21.7	25.1	180.00	161.74
Sugraone *	165.6	300.4	20.7	20.0	83.4	73.6	21.3	20.0	181.76	160.00
Summer Royal	280.3	1,318.2	22.0	23.1	0.0	214.0	0.0	23.9	0.00	350.00
Sweet Sunshine	0.0	3,650.1	0.0	23.3	0.0	3,636.7	0.0	23.3	0.00	175.69
Other Table ¹	45,112.8	65,794.1	21.2	21.3	113.1	20,731.7	17.5	21.1	245.69	333.27
Total Table	95,315.1	134,470.3	21.4	25.2	2,260.1	40,507.8	19.5	22.3	162.41	262.66
WINE GRAPES (WHITE):										
Albarino	3,594.1	3,603.5	22.2	22.1	3,071.2	3,133.0	22.2	22.1	854.35	982.44
Arneis	73.9	113.2	22.1	22.7	64.3	83.0	22.1	22.4	2106.36	2125.69
Burger *	24,411.1	23,732.2	16.1	16.9	24,249.9	23,549.3	16.1	16.9	267.77	268.03
Chardonnay *	538,551.7	642,116.2	23.4	23.6	381,080.6	455,428.5	23.4	23.6	827.85	912.75
Chenin Blanc	34,937.2	36,756.3	19.9	20.5	31,738.6	33,258.8	20.0	20.6	390.93	367.00
Cortese	61.6	71.6	21.0	20.0	46.7	69.6	21.2	20.0	582.00	793.88
Fiano	78.0	94.0	22.4	22.3	44.7	62.2	22.9	22.2	1831.29	1804.54
Flora	24.7	23.5	20.7	22.3	20.9	20.8	20.1	22.2	2308.86	2310.12
French Colombard	308,052.3	322,574.6	19.1	19.9	276,475.2	287,529.9	19.1	19.9	287.52	276.03
Gewurztraminer	12,436.3	13,463.4	22.0	22.7	10,812.7	11,543.5	21.9	22.6	654.52	728.34
Gray Riesling *	17.9	70.0	22.5	20.9	17.9	69.4	22.8	20.8	2,469.03	1,682.03
Grenache Blanc	1,410.1	1,618.7	22.6	22.8	1,070.0	1,196.2	22.7	22.7	1,473.99	1,484.57
Grenache Gris	24.9	52.8	21.6	21.6	20.3	52.0	21.1	21.8	2,539.41	1,132.40
Gruner Veltliner	478.3	670.1	21.9	23.0	262.7	463.7	21.5	22.9	1,638.63	1,257.25
Malvasia Bianca	3,913.2	4,747.9	21.2	21.3	1,131.1	1,965.5	22.7	21.7	702.87	621.14
Marsanne	318.3	420.1	22.6	22.9	177.3	217.5	22.3	22.9	2,030.80	2,046.37
Melon	37.0	54.6	21.1	20.1	36.6	54.4	21.1	20.2	1,886.78	2,344.09
Moscato Gaillo *	27.8	32.1	25.6	21.9	1.7	4.0	22.9	20.4	1,800.00	1,740.00
Muscat Blanc *	22,095.5	28,952.7	22.9	23.8	17,930.6	23,379.1	23.2	23.9	462.47	323.58
Muscat Orange	2,969.0	3,328.0	23.5	23.3	2,702.7	2,993.2	23.5	23.3	499.31	482.28
Muscat of Alexandria	186,429.8	194,275.0	20.0	21.1	160,823.5	165,507.6	20.0	21.1	285.94	277.03
Palomino *	583.8	803.1	18.5	19.9	571.1	787.4	18.4	19.9	294.68	316.35
Pecorino	18.6	17.0	22.4	23.8	18.6	17.0	22.4	23.8	2,300.00	2,300.00
Picpoul Blanc	173.8	206.9	21.5	21.6	124.2	122.2	21.5	21.9	1,951.69	1,862.76
Pinot Blanc	1,300.8	1,378.6	22.5	22.3	926.0	891.9	22.3	21.8	1,492.09	1,643.40
Pinot Gris *	218,325.6	246,926.7	21.1	22.1	183,996.9	210,733.1	21.2	22.3	527.20	465.77
Ribolla Gialla *	44.3	50.3	20.4	21.0	28.3	34.5	20.1	21.1	2,033.63	3,124.08
Roussanne	584.3	975.7	23.7	23.6	345.3	539.4	23.6	23.6	1,985.39	2,112.10
Sauvignon Blanc	125,245.0	120,542.3	21.7	22.4	90,925.4	86,655.4	21.5	22.1	900.60	1,056.99
Sauvignon Gris	74.9	37.2	24.3	24.6	33.2	2.9	24.8	24.0	2,113.13	2,373.82
Sauvignon Musque	683.4	1,036.1	22.8	23.7	236.9	575.5	22.9	23.6	2,288.65	1,778.34
Sauvignon Vert *	7.9	24.2	21.6	21.8	7.9	24.2	21.6	21.7	2,697.39	2,632.78
Semillon	2,619.4	3,245.0	21.4	21.3	1,847.8	2,325.7	20.7	20.6	931.33	940.83
St. Emilion *	13.3	16.7	22.4	22.1	9.0	7.6	22.1	20.7	2,235.56	2,322.37
Sylvaner	21.3	21.9	21.5	19.6	5.6	0.0	21.3	0.0	1,200.00	0.00
Symphony	28,245.7	32,811.8	20.5	20.7	11,817.4	13,921.1	20.2	21.7	276.03	270.08
Tocai Friulano	73.2	66.6	21.4	22.0	56.9	54.3	20.9	21.9	2,204.17	1,997.42
Torrantes	17.5	33.7	21.0	22.5	8.4	21.3	22.5	23.2	1,450.00	1,483.33
Triplet Blanc	9,335.2	12,863.0	20.1	20.9	9,287.7	12,745.7	20.1	20.9	235.89	228.23
Verdejo	182.2	143.1	21.9	21.4	107.2	48.3	20.9	22.6	650.64	1,540.27
Verdelho	2,627.5	3,285.0	22.6	23.4	2,542.6	3,192.5	22.6	23.5	649.33	639.66
Vermentino *	1,006.1	1,416.9	21.7	21.7	842.6	1,147.4	21.1	21.5	952.95	1,035.71
Vernaccia	12.2	31.1	23.9	22.7	12.2	31.1	23.9	22.7	2,186.89	2,605.41
Viognier	17,865.1	18,230.2	24.2	25.3	14,800.0	14,827.3	24.2	25.3	641.87	706.39
White Riesling *	30,302.8	34,040.5	20.5	20.9	10,516.7	14,198.3	21.0	21.2	698.12	702.89
Other White ¹	11,027.9	7,220.7	21.0	23.5	10,786.0	6,892.9	21.0	23.5	247.89	314.97
Total White	1,590,334.5	1,762,194.8	21.4	22.0	1,251,633.1	1,380,378.2	21.2	22.0	554.74	589.51

**TABLE 1: STATE TOTALS OF GRAPES FOR CRUSHING BY TYPE AND VARIETY,
WEIGHTED AVERAGE DEGREES BRUX, AND WEIGHTED AVERAGE DOLLARS PER TON, 2019-20**

Type and Variety	Total Tons Crushed		Avg. Brix Crushed		Total Purchased Tons		Avg. Brix Purchased		Wtd. Avg. Dollars Per Ton	
	2020	2019	2020	2019	2020	2019	2020	2019	2020	2019
WINE GRAPES (RED):										
Aglianico	201.5	259.2	24.3	24.3	120.2	151.7	24.2	24.2	1,384.61	1,515.53
Aleatico	20.0	25.0	22.9	23.4	17.9	23.8	23.9	23.7	2,841.62	2,649.16
Alicante Bouschet *	5,293.5	5,951.0	22.7	23.8	1,803.0	2,906.5	23.9	24.0	531.73	544.54
Alvarinho	3.6	7.0	22.1	22.6	1.5	4.5	22.0	23.7	900.00	1,183.33
Arinarnoa	564.0	1,923.7	22.2	24.0	563.4	1,923.0	22.2	24.0	300.00	227.24
Barbera	47,352.2	40,419.4	21.5	23.7	40,703.3	33,370.9	21.0	23.2	361.27	370.76
Blaufraenkisch *	11.2	31.2	21.5	21.9	10.1	16.0	21.6	21.3	1,763.56	1,745.00
Cabernet Dorsa	883.3	1,695.2	26.3	28.1	859.5	1,667.9	26.2	28.1	300.00	159.11
Cabernet Franc	7,245.6	11,832.4	25.4	25.4	4,071.6	7,610.0	25.5	25.5	2,995.57	3,159.38
Cabernet Sauvignon	498,975.6	581,103.9	24.9	25.5	364,914.7	424,811.5	24.9	25.5	1,230.96	1,770.86
Carignane	12,164.3	12,454.3	22.9	23.3	5,073.3	6,579.8	23.1	23.0	637.73	714.90
Carmenere	59.6	66.2	25.3	25.2	33.3	33.8	25.5	24.8	2,583.88	1,916.73
Carnelian	0.0	49.0	0.0	23.4	0.0	0.0	0.0	0.0	0.00	0.00
Centurian	0.0	1,366.9	0.0	25.6	0.0	1,361.8	0.0	25.6	0.00	334.18
Charbono	185.7	310.9	23.4	23.8	103.7	203.4	23.3	23.9	2,556.97	3,010.25
Ciliegiolo	0.0	6.3	0.0	24.7	0.0	6.3	0.0	24.7	0.00	1,047.62
Cinsaut *	482.9	535.9	22.2	22.0	375.0	432.9	22.3	22.1	1,532.57	1,661.20
Counoise	157.6	195.0	22.6	22.7	109.8	110.6	22.6	22.9	2,043.45	2,203.48
Dolcetto	168.1	227.4	23.0	23.7	124.7	183.5	23.6	23.7	1,530.04	1,658.59
Dornfelder	1,210.5	1,770.8	21.9	23.5	231.6	616.2	22.8	23.7	573.20	285.25
Durif	27.6	23.8	25.8	25.3	1.7	3.3	24.7	25.4	1,076.47	1,203.03
Freisa	12.7	15.1	25.4	24.7	5.8	9.4	22.7	24.8	2,103.45	1,217.02
Gamay (Napa) *	1,034.9	1,218.0	22.2	22.0	664.1	1,014.1	21.5	22.0	1,379.32	1,265.21
Gamay Noir Au Jus Blanc	25.1	41.1	21.5	21.6	20.6	38.0	20.9	21.5	2,453.40	2,545.79
Graciano	748.4	794.8	25.1	25.6	607.2	682.6	25.0	25.6	1,230.82	1,287.02
Grenache *	37,888.1	35,142.9	21.9	22.9	33,477.9	31,151.1	21.6	22.6	680.02	767.62
Grignolino	20.1	41.2	23.4	21.8	1.2	0.0	21.9	0.0	2,000.00	0.00
Lagrein	507.1	531.9	23.0	23.0	78.5	189.8	25.5	23.9	2,137.71	1,715.99
Lambrusco	365.1	383.4	23.4	24.0	0.0	0.0	0.0	0.0	0.00	0.00
Malbec	34,646.1	43,379.5	23.6	24.2	22,222.4	30,818.9	23.9	24.2	792.82	890.47
Merlot	167,306.3	220,475.1	24.5	25.1	116,665.2	162,556.5	24.5	25.0	657.85	774.80
Meunier *	547.7	728.3	19.5	20.5	308.2	387.7	20.1	20.1	2,142.65	2,265.91
Mission	780.6	968.4	20.7	20.7	769.2	948.3	20.7	20.7	310.96	301.56
Monastrell	6.9	12.8	25.4	26.4	6.9	9.2	25.4	26.9	2,155.07	2,236.79
Montepulciano	546.7	671.3	23.4	24.1	337.9	455.1	24.3	24.4	1,094.88	1,296.53
Mourvedre *	2,450.4	3,513.8	24.1	24.4	1,607.3	2,438.2	23.8	24.2	1,985.38	2,147.66
Muscat Hamburg *	1,158.3	1,018.0	23.8	25.0	1,145.2	989.9	23.9	25.0	521.01	528.28
Nebbiolo	366.3	553.8	23.2	23.9	224.6	361.6	23.4	24.2	1,339.98	1,557.83
Negrette *	19.5	16.0	23.1	23.9	10.7	4.8	22.8	22.4	3,121.03	2,616.67
Negroamaro	38.8	109.0	24.9	24.9	17.3	84.5	23.7	24.9	1,782.68	1,268.77
Nero D'Avola *	98.5	123.5	24.0	24.2	81.3	92.8	23.9	24.1	1,397.55	1,378.94
Petit Verdot	30,089.2	37,604.2	24.8	24.8	23,376.9	27,719.2	25.0	24.7	809.84	1,090.74
Petite Sirah	85,576.9	98,599.7	25.5	25.6	70,851.7	81,830.6	25.5	25.7	817.50	952.39
Pinot Noir	211,194.3	266,862.5	24.3	24.8	141,546.5	189,288.3	24.3	24.9	1,207.79	1,570.00
Pinotage	23.2	74.2	25.5	25.1	3.9	33.3	26.6	25.2	1,428.30	1,391.93
Primitivo	2,472.4	3,027.8	24.8	25.6	743.3	1,227.1	24.6	25.6	1,371.55	1,281.97
Refosco *	50.6	63.7	22.6	22.6	40.5	48.1	22.5	22.6	1,706.49	1,671.92
Royalty	40.7	45.1	24.7	23.0	0.0	45.1	0.0	23.5	0.00	475.00
Rubired *	207,327.0	252,101.2	24.1	24.1	193,141.0	235,262.8	24.2	24.1	274.19	266.37
Ruby Cabernet	31,543.7	35,313.9	24.4	27.9	22,111.4	26,391.8	24.7	25.9	284.05	253.99
Sagrantino	62.5	66.8	25.0	25.0	45.0	33.4	25.3	25.0	1,606.59	2,045.83
Sangiovese *	3,729.3	5,826.4	23.5	23.5	2,108.8	2,909.9	23.1	23.3	1,310.49	1,706.96
Segalin	850.9	1,086.7	24.7	27.6	850.9	1,086.7	24.7	27.6	300.00	150.00
Souzao	1,170.2	1,082.8	24.7	26.7	1,072.5	1,005.6	24.4	26.7	362.19	336.10
St Laurent	23.4	29.8	20.6	21.4	22.9	25.4	20.5	20.6	2,623.93	2,469.23
Syrah *	72,115.4	82,868.4	24.0	25.0	48,197.3	60,745.8	24.0	25.1	747.36	885.30
Tannat	5,856.6	7,689.0	26.0	26.0	3,732.5	6,037.9	25.7	26.2	560.95	570.49
Tempranillo *	9,824.7	10,759.5	23.8	24.6	8,345.8	8,983.1	23.7	24.6	514.00	612.28
Teroldego	14,846.1	19,994.6	24.7	24.6	14,105.6	15,322.1	24.7	25.3	652.73	670.34
Tinta Cao	509.0	650.5	24.4	24.2	495.1	618.9	24.4	24.1	349.17	385.96
Tinta Madeira	3.0	56.7	25.5	27.5	0.0	2.4	0.0	20.0	0.00	725.00
Touriga Nacional *	4,188.8	4,611.1	24.4	24.4	3,892.9	4,374.4	24.3	24.4	469.06	409.76
Trousseau *	35.9	85.3	21.7	22.7	22.1	62.3	21.5	22.6	1,851.13	1,922.85
Zinfandel	298,725.9	349,314.0	21.6	21.9	266,708.8	308,395.8	21.4	21.6	519.04	583.37
Other Red ¹	10,129.5	9,885.8	22.8	23.3	8,830.3	6,856.5	22.6	23.4	353.08	333.35
Total Red	1,813,963.6	2,157,692.1	23.9	24.5	1,407,615.5	1,692,556.4	23.8	24.3	791.33	1,019.89
TOTAL WINE	3,404,298.1	3,919,886.9	22.7	23.4	2,659,248.6	3,072,934.6	22.6	23.3	679.98	826.56
TOTAL ALL VARIETIES	3,542,037.8	4,115,412.9	22.7	23.4	2,691,717.4	3,157,469.8	22.5	23.2	674.72	811.22

* Synonyms for variety names are shown on Page 5.

¹ Other categories include minor and mixed varieties.

TABLE 2: TONS OF GRAPES CRUSHED BY CALIFORNIA PROCESSORS FROM THE 2020 CROP BY TYPE, VARIETY, AND REPORTING DISTRICT WHERE GROWN, WITH COMPARISONS

Type and Variety	1	2	3	4	5	6	7	8	9	10
	Tons									
RAISIN GRAPES:										
Fiesta	0.0	0.0	0.0	0.0	0.0	0.0	0.0	0.0	0.0	0.0
Thompson Seedless	0.0	0.0	0.0	0.0	0.0	0.0	0.0	0.0	0.0	0.0
Other Raisin ¹	0.0	0.0	0.0	0.0	0.0	0.0	0.0	0.0	0.0	0.0
Total Raisin	0.0	0.0	0.0	0.0	0.0	0.0	0.0	0.0	0.0	0.0
TABLE GRAPES:										
Arra	0.0	0.0	0.0	0.0	0.0	0.0	0.0	0.0	0.0	0.0
Autumn King	0.0	0.0	0.0	0.0	0.0	0.0	0.0	0.0	0.0	0.0
Autumn Royal	0.0	0.0	0.0	0.0	0.0	0.0	0.0	0.0	0.0	0.0
Cotton Candy	0.0	0.0	0.0	0.0	0.0	0.0	0.0	0.0	0.0	0.0
Crimson Seedless *	0.0	0.0	0.0	0.0	0.0	0.0	0.0	0.0	0.0	0.0
Emerald Seedless *	0.0	0.0	0.0	0.0	0.0	0.0	0.0	0.0	0.0	0.0
Flame Seedless *	0.0	0.0	0.0	0.0	0.0	0.0	0.0	0.0	0.0	0.0
Green Envy	0.0	0.0	0.0	0.0	0.0	0.0	0.0	0.0	0.0	0.0
Ivory Seedless	0.0	0.0	0.0	0.0	0.0	0.0	0.0	0.0	0.0	0.0
Princess *	0.0	0.0	0.0	0.0	0.0	0.0	0.0	0.0	0.0	0.0
Pristine	0.0	0.0	0.0	0.0	0.0	0.0	0.0	0.0	0.0	0.0
Red Globe *	0.0	0.0	0.0	0.0	0.0	0.0	0.0	0.0	0.0	0.0
Ruby Seedless *	0.0	0.0	0.0	0.0	0.0	0.0	0.0	0.0	0.0	0.0
Scarlet Royal	0.0	0.0	0.0	0.0	0.0	0.0	0.0	0.0	0.0	0.0
Sugraone *	0.0	0.0	0.0	0.0	0.0	0.0	0.0	0.0	0.0	0.0
Summer Royal	0.0	0.0	0.0	0.0	0.0	0.0	0.0	0.0	0.0	0.0
Sweet Sunshine	0.0	0.0	0.0	0.0	0.0	0.0	0.0	0.0	0.0	0.0
Other Table ¹	0.0	0.0	0.0	0.0	0.0	0.0	0.0	0.0	0.0	4.6
Total Table	0.0	0.0	0.0	0.0	0.0	0.0	0.0	0.0	0.0	4.6
WINE GRAPES (WHITE):										
Albarino	0.9	3.4	59.9	46.9	188.4	11.6	146.5	330.3	22.9	36.7
Arneis	22.0	0.0	0.0	1.2	0.0	0.0	1.5	18.5	0.0	1.4
Burger *	0.0	0.0	0.0	0.0	0.0	0.0	0.0	0.0	0.0	0.0
Chardonnay *	21,495.2	2,156.0	47,747.3	14,832.8	4,600.2	4,804.0	78,621.2	28,368.0	13,427.3	566.0
Chenin Blanc	92.3	1.5	37.3	51.4	822.3	19.4	82.2	348.7	165.4	37.9
Cortese	7.4	0.0	0.0	0.0	0.0	0.0	0.0	3.1	0.0	0.0
Fiano	0.6	0.0	5.2	1.6	0.0	7.8	1.1	5.7	3.9	16.7
Flora	0.0	0.0	0.0	20.9	0.0	0.0	0.0	0.0	0.0	3.8
French Colombard	131.2	0.0	48.5	0.0	7.0	0.0	0.0	0.0	2,280.1	1.5
Gewurztraminer	343.7	62.3	143.6	12.3	240.5	0.4	6,255.7	75.5	3.6	4.5
Gray Riesling *	0.0	0.0	17.9	0.0	0.0	0.0	0.0	0.0	0.0	0.0
Grenache Blanc	35.6	2.9	73.3	3.0	3.1	1.8	202.3	840.1	6.0	56.4
Grenache Gris	5.7	0.0	4.0	0.0	0.0	0.0	1.4	13.0	0.0	0.8
Gruner Veltliner	7.0	0.0	29.2	1.4	0.0	16.6	201.2	177.6	0.0	0.0
Malvasia Bianca	0.0	0.0	24.7	6.5	3.7	21.4	406.5	86.2	0.5	3.2
Marsanne	8.0	0.0	55.1	22.1	0.0	7.0	54.2	96.1	7.2	42.7
Melon	0.0	0.0	11.7	0.0	0.0	0.0	4.7	20.2	0.0	0.4
Moscato Gaillo *	0.0	14.8	7.0	0.0	0.0	0.0	0.0	0.0	0.0	1.7
Muscat Blanc *	179.2	248.9	81.2	160.5	80.6	45.2	370.4	415.3	249.6	35.4
Muscat Orange	38.4	0.0	0.0	0.0	0.0	21.0	0.7	178.5	401.9	58.7
Muscat of Alexandria	0.0	0.0	0.9	0.0	0.0	0.0	0.0	0.0	2,905.4	7.0
Palomino *	0.0	0.0	2.1	0.0	0.0	6.6	0.0	0.0	0.0	0.0
Pecorino	0.0	0.0	0.0	0.0	0.0	0.0	0.0	0.0	0.0	0.0
Picpoul Blanc	1.0	0.0	4.2	5.6	0.0	0.0	27.9	70.9	4.5	30.8
Pinot Blanc	145.6	0.0	132.9	58.0	0.0	5.2	870.7	78.2	0.0	0.3
Pinot Gris *	294.8	740.6	1,040.6	304.5	2,778.4	656.7	7,371.4	3,028.9	6,511.1	121.6
Ribolla Gialla *	0.0	0.0	0.4	31.3	0.0	0.0	0.0	0.0	0.0	0.6
Roussanne	38.2	31.4	60.9	32.5	0.0	8.2	30.8	233.1	4.9	65.2
Sauvignon Blanc	3,335.5	13,914.9	13,957.5	11,201.8	1,361.6	853.5	6,725.6	8,417.8	1,173.0	597.5
Sauvignon Gris	0.0	0.0	48.7	16.8	0.0	0.0	0.0	9.4	0.0	0.0
Sauvignon Musque	2.8	1.5	386.2	249.0	0.0	0.0	25.8	14.1	1.2	2.8
Sauvignon Vert *	0.0	0.0	6.8	1.1	0.0	0.0	0.0	0.0	0.0	0.0
Semillon	52.0	99.7	288.4	472.6	0.0	76.0	28.8	37.1	6.2	45.1
St. Emilion *	0.0	0.0	0.0	0.0	0.0	0.0	0.0	2.3	7.2	2.5
Sylvaner	0.0	0.0	9.1	0.0	0.0	0.0	0.0	12.2	0.0	0.0
Symphony	0.0	0.0	0.5	0.0	81.7	0.0	0.0	0.0	2.4	0.0
Tocai Friulano	27.9	0.2	5.7	18.8	0.0	0.0	0.0	14.9	0.0	5.7
Torrontes	0.0	0.0	0.0	0.0	0.0	0.0	0.0	5.0	0.0	0.0
Triplett Blanc	0.0	0.0	0.0	0.0	0.0	0.0	0.0	0.0	0.0	0.0
Verdejo	0.0	0.0	0.0	1.7	2.7	0.0	0.0	6.2	78.4	9.8
Verdelho	0.0	0.0	1.0	2.2	21.7	15.7	3.7	27.9	175.5	43.8
Vermantino *	7.2	4.6	71.4	13.2	0.3	0.0	26.5	78.4	29.5	101.3
Vernaccia	0.0	0.0	12.2	0.0	0.0	0.0	0.0	0.0	0.0	0.0
Viognier	417.3	103.9	313.7	166.2	251.1	68.7	530.9	1,370.8	181.6	275.4
White Riesling *	231.6	60.5	135.4	199.7	353.8	3.4	2,793.4	536.0	4.2	34.8
Other White ¹	8.3	0.0	23.6	9.6	2.2	18.9	32.9	89.9	15.0	29.6
Total White	26,929.4	17,447.1	64,848.1	27,945.2	10,799.3	6,669.1	104,818.0	45,009.9	27,668.5	2,241.6

TABLE 2: TONS OF GRAPES CRUSHED BY CALIFORNIA PROCESSORS FROM THE 2020 CROP BY TYPE, VARIETY, AND REPORTING DISTRICT WHERE GROWN, WITH COMPARISONS

Type and Variety	11	12	13	14	15	16	17	2020 State Total	2019 State Total
	Tons								
RAISIN GRAPES:									
Fiesta	0.0	0.0	7,415.3	1,509.2	0.0	0.0	0.0	8,924.5	14,334.0
Thompson Seedless	0.0	0.0	24,461.6	9,038.5	0.0	0.0	0.0	33,500.1	46,670.6
Other Raisin ¹	0.0	0.0	0.0	0.0	0.0	0.0	0.0	0.0	51.1
Total Raisin	0.0	0.0	31,876.9	10,547.7	0.0	0.0	0.0	42,424.6	61,055.7
TABLE GRAPES:									
Arra	0.0	0.0	0.0	4,993.4	0.0	0.0	0.0	4,993.4	3,180.5
Autumn King	0.0	0.0	0.0	6,375.9	0.0	0.0	0.0	6,375.9	7,036.1
Autumn Royal	0.0	0.0	0.0	901.5	0.0	0.0	0.0	901.5	1,974.6
Cotton Candy	0.0	0.0	0.0	872.4	0.0	0.0	0.0	872.4	176.2
Crimson Seedless *	0.0	0.0	0.0	439.8	0.0	0.0	0.0	439.8	3,311.9
Emerald Seedless *	0.0	0.0	61.4	6,813.1	0.0	0.0	0.0	6,874.5	1,611.8
Flame Seedless *	0.0	0.0	103.3	7,080.9	0.0	0.0	0.0	7,184.2	12,572.1
Green Envy	0.0	0.0	0.0	873.9	0.0	0.0	0.0	873.9	727.7
Ivory Seedless	0.0	0.0	0.0	935.0	0.0	0.0	0.0	935.0	2,868.4
Princess *	0.0	0.0	0.0	621.8	0.0	0.0	0.0	621.8	2,631.1
Pristine	0.0	0.0	0.0	1,692.1	0.0	0.0	0.0	1,692.1	5,965.0
Red Globe *	0.0	0.0	0.0	2,208.2	0.0	0.0	0.0	2,208.2	7,856.9
Ruby Seedless *	0.0	0.0	0.0	0.0	0.0	0.0	0.0	0.0	978.1
Scarlet Royal	0.0	0.0	0.0	15,783.7	0.0	0.0	0.0	15,783.7	12,517.1
Sugraone *	0.0	0.0	0.0	165.6	0.0	0.0	0.0	165.6	300.4
Summer Royal	0.0	0.0	0.0	280.3	0.0	0.0	0.0	280.3	1,318.2
Sweet Sunshine	0.0	0.0	0.0	0.0	0.0	0.0	0.0	0.0	3,650.1
Other Table ¹	0.0	0.0	0.0	45,108.2	0.0	0.0	0.0	45,112.8	65,794.1
Total Table	0.0	0.0	164.7	95,145.8	0.0	0.0	0.0	95,315.1	134,470.3
WINE GRAPES (WHITE):									
Albarino	928.9	5.0	8.6	0.0	0.8	28.9	1,774.4	3,594.1	3,603.5
Arneis	3.0	0.0	0.0	0.0	0.0	26.3	0.0	73.9	113.2
Burger *	2,289.4	716.6	18,254.0	3,151.1	0.0	0.0	0.0	24,411.1	23,732.2
Chardonnay *	98,183.5	61,128.7	89,317.5	22,050.1	15.7	169.1	51,069.1	538,551.7	642,116.2
Chenin Blanc	1,535.3	3,511.3	17,562.8	0.0	0.0	4.9	10,664.5	34,937.2	36,756.3
Cortese	0.0	0.0	0.0	0.0	0.0	0.0	51.1	61.6	71.6
Fiano	8.0	0.0	0.0	0.0	0.0	16.5	10.9	78.0	94.0
Flora	0.0	0.0	0.0	0.0	0.0	0.0	0.0	24.7	23.5
French Colombard	2,575.1	0.0	263,722.1	38,138.8	0.0	0.3	1,147.7	308,052.3	322,574.6
Gewurztraminer	818.5	0.0	0.0	0.0	0.0	31.0	4,444.7	12,436.3	13,463.4
Gray Riesling *	0.0	0.0	0.0	0.0	0.0	0.0	0.0	17.9	70.0
Grenache Blanc	159.0	0.0	11.5	0.0	0.0	9.5	5.6	1,410.1	1,618.7
Grenache Gris	0.0	0.0	0.0	0.0	0.0	0.0	0.0	24.9	52.8
Gruener Veltliner	0.5	0.0	0.0	0.0	0.0	0.0	44.8	478.3	670.1
Malvasia Bianca	508.4	2,845.6	3.0	0.0	0.0	3.5	0.0	3,913.2	4,747.9
Marsanne	0.0	0.0	22.8	0.0	0.0	3.1	0.0	318.3	420.1
Melon	0.0	0.0	0.0	0.0	0.0	0.0	0.0	37.0	54.6
Moscato Gaiillo *	0.0	0.0	4.3	0.0	0.0	0.0	0.0	27.8	32.1
Muscat Blanc *	2,177.0	2,517.7	6,596.1	8,420.5	1.0	85.0	431.9	22,095.5	28,952.7
Muscat Orange	445.0	950.4	832.9	0.0	0.0	11.1	30.4	2,969.0	3,328.0
Muscat of Alexandria	0.5	9,705.4	143,964.6	29,770.6	2.3	0.0	73.1	186,429.8	194,275.0
Palomino *	0.0	0.0	571.2	0.0	0.0	3.9	0.0	583.8	803.1
Pecorino	0.0	0.0	0.0	0.0	0.0	18.6	0.0	18.6	17.0
Picpoul Blanc	20.7	0.0	4.5	0.0	0.0	3.7	0.0	173.8	206.9
Pinot Blanc	0.0	0.0	0.0	0.0	0.0	9.9	0.0	1,300.8	1,378.6
Pinot Gris *	58,075.9	36,489.5	71,071.1	9,708.4	0.0	124.8	20,007.3	218,325.6	246,926.7
Ribolla Gialla *	12.0	0.0	0.0	0.0	0.0	0.0	0.0	44.3	50.3
Roussanne	31.6	0.0	9.6	0.0	0.0	37.9	0.0	584.3	975.7
Sauvignon Blanc	29,981.5	6,087.5	2,083.1	3,503.5	4.8	129.4	21,916.5	125,245.0	120,542.3
Sauvignon Gris	0.0	0.0	0.0	0.0	0.0	0.0	0.0	74.9	37.2
Sauvignon Musque	0.0	0.0	0.0	0.0	0.0	0.0	0.0	683.4	1,036.1
Sauvignon Vert *	0.0	0.0	0.0	0.0	0.0	0.0	0.0	7.9	24.2
Semillon	839.5	0.0	0.0	0.0	0.0	3.9	670.1	2,619.4	3,245.0
St. Emilion *	0.0	0.0	0.0	0.0	0.0	1.3	0.0	13.3	16.7
Sylvaner	0.0	0.0	0.0	0.0	0.0	0.0	0.0	21.3	21.9
Symphony	1,304.6	17,959.2	8,893.4	0.0	0.0	0.3	3.6	28,245.7	32,811.8
Tocai Friulano	0.0	0.0	0.0	0.0	0.0	0.0	0.0	73.2	66.6
Torrontes	12.5	0.0	0.0	0.0	0.0	0.0	0.0	17.5	33.7
Triplet Blanc	0.0	0.0	9,335.2	0.0	0.0	0.0	0.0	9,335.2	12,863.0
Verdejo	83.4	0.0	0.0	0.0	0.0	0.0	0.0	182.2	143.1
Verdelho	2,175.0	2.4	0.0	0.0	0.0	14.0	144.6	2,627.5	3,285.0
Vermantino *	612.9	0.0	0.0	0.0	0.0	60.8	0.0	1,006.1	1,416.9
Vernaccia	0.0	0.0	0.0	0.0	0.0	0.0	0.0	12.2	31.1
Viognier	9,202.8	2,149.3	122.7	0.0	0.7	138.9	2,571.1	17,865.1	18,230.2
White Riesling *	2,205.7	16,978.6	866.0	0.0	0.5	65.8	5,833.4	30,302.8	34,040.5
Other White ¹	1,655.0	0.0	689.1	8,299.3	1.9	38.7	113.9	11,027.9	7,220.7
Total White	215,845.2	161,047.2	633,946.1	123,042.3	27.7	1,041.1	121,008.7	1,590,334.5	1,762,194.8

TABLE 2: TONS OF GRAPES CRUSHED BY CALIFORNIA PROCESSORS FROM THE 2020 CROP BY TYPE, VARIETY, AND REPORTING DISTRICT WHERE GROWN, WITH COMPARISONS

Type and Variety	1	2	3	4	5	6	7	8	9	10
	Tons									
WINE GRAPES (RED):										
Aglianico	1.6	0.0	9.2	1.3	4.1	0.0	0.0	46.0	6.8	34.2
Aleatico	0.0	0.0	15.2	2.1	0.0	0.0	0.0	0.0	0.0	0.5
Alicante Bouschet *	0.0	1.6	57.2	3.4	0.0	42.8	1.1	35.8	1.5	45.4
Alvarinho	0.0	0.0	1.8	0.0	0.0	0.0	0.0	0.0	0.0	0.0
Arinarnoa	0.0	0.0	0.0	0.0	0.0	0.0	0.0	0.6	0.0	0.0
Barbera	315.3	64.1	75.1	0.0	16.7	110.8	20.4	267.7	47.0	1,248.8
Blaufraenkisch *	0.0	0.0	0.0	0.3	0.0	0.0	0.0	6.4	2.7	0.0
Cabernet Dorsa	0.0	0.0	0.0	0.0	0.0	0.0	0.0	23.8	0.0	0.0
Cabernet Franc	48.3	262.3	944.8	2,121.8	46.5	231.1	236.0	1,758.4	8.1	368.9
Cabernet Sauvignon	8,719.8	15,296.7	31,486.3	46,903.3	1,540.1	6,355.6	26,850.4	70,281.2	7,466.5	1,866.6
Carignane	594.2	1.1	255.1	5.5	19.5	256.7	7.1	115.2	6.5	34.3
Carmenere	0.5	0.0	4.7	23.6	0.0	2.0	0.0	11.1	0.0	0.0
Carnelian	0.0	0.0	0.0	0.0	0.0	0.0	0.0	0.0	0.0	0.0
Centurian	0.0	0.0	0.0	0.0	0.0	0.0	0.0	0.0	0.0	0.0
Charbono	17.1	4.3	0.0	73.5	16.2	1.6	1.4	29.8	0.0	31.4
Ciliegiolo	0.0	0.0	0.0	0.0	0.0	0.0	0.0	0.0	0.0	0.0
Cinsaut *	0.0	7.1	25.1	0.5	0.0	6.6	95.7	111.9	7.3	35.8
Counoise	3.0	0.4	4.6	1.1	0.0	10.0	0.0	96.1	9.5	11.6
Dolcetto	56.4	1.0	7.6	2.4	0.0	2.4	34.9	18.1	1.5	29.8
Dornfelder	0.0	0.0	0.0	0.0	0.0	0.6	12.4	1.3	270.0	0.0
Durif	0.0	0.0	0.0	0.0	0.0	0.0	0.0	0.0	26.3	0.5
Freisa	0.7	0.0	0.0	0.0	0.0	0.0	3.8	1.3	0.0	6.9
Gamay (Napa) *	11.5	0.0	52.0	40.6	204.0	1.2	244.5	294.9	0.2	49.8
Gamay Noir Au Jus Blanc	0.0	0.0	0.0	1.7	0.0	0.0	3.0	4.5	0.0	15.9
Graciano	0.0	0.0	0.4	0.0	0.2	1.8	1.6	176.3	4.6	29.8
Grenache *	325.5	161.2	701.4	211.6	106.7	305.8	2,089.7	6,405.5	49.8	546.1
Grignolino	1.2	0.0	10.1	0.0	0.0	8.8	0.0	0.0	0.0	0.0
Lagrein	0.0	0.0	9.0	2.8	0.0	0.0	0.0	166.6	0.0	8.9
Lambrusco	0.0	0.0	0.0	0.0	0.0	0.0	0.0	0.0	0.0	0.0
Malbec	264.8	616.9	1,002.2	1,128.9	50.4	356.7	1,657.5	2,234.8	1,840.1	815.2
Merlot	2,608.0	626.1	5,568.4	7,079.9	551.2	1,328.2	11,523.7	7,840.2	2,372.2	721.6
Meunier *	4.7	0.0	324.1	209.0	0.0	0.0	3.6	6.3	0.0	0.0
Mission	0.0	0.0	5.8	0.5	0.0	0.0	0.0	0.9	0.0	15.3
Monastrell	0.0	0.0	0.0	0.0	0.0	0.0	0.0	1.3	0.0	0.0
Montepulciano	9.3	0.9	20.4	1.9	0.0	5.9	4.2	19.5	5.3	29.3
Mourvedre *	9.8	64.1	103.5	12.2	7.5	495.8	58.0	1,077.4	19.7	286.6
Muscat Hamburg *	0.0	0.0	0.0	0.0	1.7	0.0	1.3	1.8	0.3	9.8
Nebbiolo	22.6	0.0	2.4	12.4	0.0	9.2	0.0	95.2	4.7	62.4
Negrette *	0.0	0.0	0.0	1.4	0.0	0.0	14.5	0.0	0.0	3.3
Negroamaro	8.8	1.0	8.2	4.2	0.0	0.0	0.0	1.0	1.1	10.5
Nero D'Avola *	22.3	5.3	3.4	0.0	0.0	0.0	0.0	17.2	0.0	3.5
Petit Verdot	55.1	133.8	491.6	930.7	25.6	1,044.8	609.9	2,902.8	3,057.5	209.1
Petite Sirah	1,416.4	2,206.8	1,594.1	1,815.8	1,983.9	1,924.9	1,579.2	6,552.7	4,139.6	757.4
Pinot Noir	7,902.8	495.8	28,771.8	6,323.0	5,940.7	1,859.5	34,445.0	26,714.9	722.7	115.0
Pinotage	2.9	0.0	6.8	0.7	0.0	2.5	0.0	0.0	0.0	0.0
Primitivo	34.4	0.4	142.8	49.2	4.1	50.9	81.7	997.1	12.0	352.2
Refosco *	0.0	0.8	0.5	4.0	0.0	1.3	0.0	38.7	0.0	5.3
Royalty	0.0	0.0	0.0	0.0	0.0	0.0	0.0	0.0	0.0	0.0
Rubired *	0.0	0.0	0.0	0.0	3.6	0.0	0.0	0.0	1,401.3	0.0
Ruby Cabernet	0.0	0.0	0.0	0.0	0.0	0.0	0.0	0.0	0.7	0.0
Sagrantino	0.4	0.5	4.3	0.0	0.0	8.2	2.0	0.5	0.0	7.3
Sangiovese *	286.3	18.1	362.4	214.6	56.4	96.7	171.3	411.6	16.0	470.9
Segalin	0.0	0.0	0.0	0.0	0.0	0.0	0.0	0.0	0.0	0.0
Souzao	0.0	0.0	3.4	0.0	0.0	4.0	0.0	3.1	0.0	17.3
St Laurent	0.0	0.0	17.0	6.4	0.0	0.0	0.0	0.0	0.0	0.0
Syrah *	1,207.7	680.8	1,551.8	1,021.1	195.4	361.4	2,931.7	9,285.5	1,928.6	1,145.2
Tannat	3.1	0.0	31.5	33.3	0.0	0.0	20.8	229.6	554.8	19.0
Tempranillo *	27.8	94.0	85.7	124.6	7.4	85.7	134.8	479.4	549.2	329.5
Teroldego	0.0	0.0	2.5	0.0	325.7	215.0	39.1	8.3	1,354.3	29.5
Tinta Cao	0.6	0.0	0.0	0.0	0.0	0.0	3.1	4.9	0.0	15.7
Tinta Madeira	0.0	0.0	3.0	0.0	0.0	0.0	0.0	0.0	0.0	0.0
Touriga Nacional *	7.8	16.5	0.0	30.7	0.0	19.4	4.5	40.3	5.3	49.9
Trousseau *	1.7	8.7	5.2	0.0	2.8	0.0	0.9	5.0	0.0	11.6
Zinfandel	4,213.9	1,297.4	8,252.7	1,869.3	449.7	1,880.9	352.2	4,960.0	2,678.5	5,446.7
Other Red ¹	25.4	0.0	338.2	47.8	20.2	49.7	43.6	78.4	604.2	16.4
Total Red	28,231.7	22,067.7	82,363.3	70,317.1	11,580.3	17,138.5	83,284.6	143,860.9	29,176.4	15,320.7
TOTAL WINE	55,161.1	39,514.8	147,211.4	98,262.3	22,379.6	23,807.6	188,102.6	188,870.8	56,844.9	17,562.3
TOTAL ALL VARIETIES	55,161.1	39,514.8	147,211.4	98,262.3	22,379.6	23,807.6	188,102.6	188,870.8	56,844.9	17,566.9

TABLE 2: TONS OF GRAPES CRUSHED BY CALIFORNIA PROCESSORS FROM THE 2020 CROP BY TYPE, VARIETY, AND REPORTING DISTRICT WHERE GROWN, WITH COMPARISONS

Type and Variety	11	12	13	14	15	16	17	2020 State Total	2019 State Total
	Tons								
WINE GRAPES (RED):									
Aglianico	56.6	7.0	1.5	0.0	0.0	28.4	4.8	201.5	259.2
Aleatico	0.0	0.0	0.0	0.0	0.0	2.2	0.0	20.0	25.0
Alicante Bouschet *	1,380.0	3,036.6	678.7	0.0	2.7	6.7	0.0	5,293.5	5,951.0
Alvarinho	0.3	0.0	0.0	0.0	0.0	0.0	1.5	3.6	7.0
Arinarnoa	0.0	0.0	563.4	0.0	0.0	0.0	0.0	564.0	1,923.7
Barbera	990.2	374.9	40,681.2	3,052.0	3.2	72.3	12.5	47,352.2	40,419.4
Blaufraenkisch *	1.8	0.0	0.0	0.0	0.0	0.0	0.0	11.2	31.2
Cabernet Dorsa	0.0	0.0	859.5	0.0	0.0	0.0	0.0	883.3	1,695.2
Cabernet Franc	868.4	0.5	70.9	1.0	7.3	160.0	111.3	7,245.6	11,832.4
Cabernet Sauvignon	155,846.2	48,136.9	62,197.4	13,575.3	37.9	510.6	1,904.8	498,975.6	581,103.9
Carignane	823.6	0.0	10,030.2	0.0	0.0	14.3	1.0	12,164.3	12,454.3
Carmenere	13.1	0.0	0.0	0.0	0.0	4.6	0.0	59.6	66.2
Carnelian	0.0	0.0	0.0	0.0	0.0	0.0	0.0	0.0	49.0
Centurian	0.0	0.0	0.0	0.0	0.0	0.0	0.0	0.0	1,366.9
Charbono	8.2	0.0	0.8	0.0	0.0	1.4	0.0	185.7	310.9
Ciliegiolo	0.0	0.0	0.0	0.0	0.0	0.0	0.0	0.0	6.3
Cinsaut *	141.1	2.4	0.0	0.0	0.5	47.2	1.7	482.9	535.9
Counoise	5.1	0.0	2.5	0.0	0.0	13.7	0.0	157.6	195.0
Dolcetto	11.5	0.0	0.0	0.0	0.0	2.5	0.0	168.1	227.4
Dornfelder	303.3	622.9	0.0	0.0	0.0	0.0	0.0	1,210.5	1,770.8
Durif	0.0	0.0	0.0	0.0	0.0	0.8	0.0	27.6	23.8
Freisa	0.0	0.0	0.0	0.0	0.0	0.0	0.0	12.7	15.1
Gamay (Napa) *	1.5	0.0	26.9	0.0	0.0	0.0	107.8	1,034.9	1,218.0
Gamay Noir Au Jus Blanc	0.0	0.0	0.0	0.0	0.0	0.0	0.0	25.1	41.1
Graciano	532.6	0.0	0.0	0.0	0.0	0.0	1.1	748.4	794.8
Grenache *	799.1	801.3	22,197.0	2,958.8	23.3	168.3	37.0	37,888.1	35,142.9
Grignolino	0.0	0.0	0.0	0.0	0.0	0.0	0.0	20.1	41.2
Lagrein	319.7	0.0	0.1	0.0	0.0	0.0	0.0	507.1	531.9
Lambrusco	0.0	365.1	0.0	0.0	0.0	0.0	0.0	365.1	383.4
Malbec	15,410.2	4,773.3	4,195.8	0.6	7.6	215.5	75.6	34,646.1	43,379.5
Merlot	57,700.6	17,938.2	37,846.0	7,383.7	14.0	206.3	5,998.0	167,306.3	220,475.1
Meunier *	0.0	0.0	0.0	0.0	0.0	0.0	0.0	547.7	728.3
Mission	18.3	6.1	695.8	2.4	34.0	1.5	0.0	780.6	968.4
Monastrell	5.6	0.0	0.0	0.0	0.0	0.0	0.0	6.9	12.8
Montepulciano	25.1	223.8	141.8	0.0	0.0	59.3	0.0	546.7	671.3
Mourvedre *	202.8	0.0	41.1	0.0	4.8	59.0	8.1	2,450.4	3,513.8
Muscat Hamburg *	200.6	105.3	837.5	0.0	0.0	0.0	0.0	1,158.3	1,018.0
Nebbiolo	7.4	1.6	128.6	0.0	1.2	10.8	7.8	366.3	553.8
Negrette *	0.0	0.0	0.0	0.0	0.0	0.3	0.0	19.5	16.0
Negroamaro	0.0	0.0	0.0	0.0	0.0	4.0	0.0	38.8	109.0
Nero D'Avola *	32.0	7.7	2.6	0.0	1.1	0.5	2.9	98.5	123.5
Petit Verdot	12,725.1	6,230.0	1,633.5	4.7	1.8	28.9	4.3	30,089.2	37,604.2
Petite Sirah	39,581.8	10,626.9	2,204.9	307.4	6.0	179.3	8,699.8	85,576.9	98,599.7
Pinot Noir	39,493.3	15,877.8	11,321.9	3,540.7	12.4	30.9	27,626.1	211,194.3	266,862.5
Pinotage	8.8	0.0	0.0	0.0	0.0	0.0	1.5	23.2	74.2
Primitivo	196.5	5.0	377.9	139.3	0.0	16.9	12.0	2,472.4	3,027.8
Refosco *	0.0	0.0	0.0	0.0	0.0	0.0	0.0	50.6	63.7
Royalty	0.0	0.0	40.7	0.0	0.0	0.0	0.0	40.7	45.1
Rubired *	1,466.4	6,808.3	169,500.2	28,145.1	0.0	2.1	0.0	207,327.0	252,101.2
Ruby Cabernet	153.4	3,654.9	21,168.0	6,561.8	0.0	4.9	0.0	31,543.7	35,313.9
Sagrantino	13.8	12.1	0.0	0.0	0.0	11.6	1.8	62.5	66.8
Sangiovese *	412.2	2.5	654.1	0.0	9.0	305.6	241.6	3,729.3	5,826.4
Segalin	0.0	0.0	850.9	0.0	0.0	0.0	0.0	850.9	1,086.7
Souzao	122.4	0.0	1,020.0	0.0	0.0	0.0	0.0	1,170.2	1,082.8
St Laurent	0.0	0.0	0.0	0.0	0.0	0.0	0.0	23.4	29.8
Syrah *	13,049.8	5,125.4	32,358.9	333.6	23.9	343.1	571.5	72,115.4	82,868.4
Tannat	3,077.3	1,302.7	547.3	4.8	1.8	7.7	22.9	5,856.6	7,689.0
Tempranillo *	1,346.5	2,744.9	3,529.2	0.0	4.6	100.3	181.1	9,824.7	10,759.5
Teroldego	9,492.8	1,453.4	1,322.9	0.0	0.0	3.6	599.0	14,846.1	19,994.6
Tinta Cao	0.0	0.0	482.7	0.0	0.0	2.0	0.0	509.0	650.5
Tinta Madeira	0.0	0.0	0.0	0.0	0.0	0.0	0.0	3.0	56.7
Touriga Nacional *	2,221.1	0.0	1,763.6	0.8	0.0	28.9	0.0	4,188.8	4,611.1
Trousseau *	0.0	0.0	0.0	0.0	0.0	0.0	0.0	35.9	85.3
Zinfandel	104,005.9	3,605.5	132,160.0	24,201.1	79.1	200.3	3,072.7	298,725.9	349,314.0
Other Red ¹	206.2	1,317.3	1,551.9	5,737.2	2.6	29.6	60.8	10,129.5	9,885.8
Total Red	463,278.2	135,170.3	563,687.9	95,950.3	278.8	2,885.9	49,371.0	1,813,963.6	2,157,692.1
TOTAL WINE	679,123.4	296,217.5	1,197,634.0	218,992.6	306.5	3,927.0	170,379.7	3,404,298.1	3,919,886.9
TOTAL ALL VARIETIES	679,123.4	296,217.5	1,229,675.6	324,686.1	306.5	3,927.0	170,379.7	3,542,037.8	4,115,412.9

* Synonyms for variety names are shown on Page 5.

¹ Other categories include minor and mixed varieties.

**TABLE 4: TONS OF GRAPES PURCHASED
FOR WINE, CONCENTRATE, JUICE, VINEGAR, AND BEVERAGE BRANDY BY CALIFORNIA PROCESSORS
FROM THE 2020 CROP BY TYPE, VARIETY, AND REPORTING DISTRICT WHERE GROWN, WITH COMPARISONS**

Type and Variety	1	2	3	4	5	6	7	8	9	10
	Tons									
RAISIN GRAPES:										
Fiesta	0.0	0.0	0.0	0.0	0.0	0.0	0.0	0.0	0.0	0.0
Thompson Seedless	0.0	0.0	0.0	0.0	0.0	0.0	0.0	0.0	0.0	0.0
Other Raisin ¹	0.0	0.0	0.0	0.0	0.0	0.0	0.0	0.0	0.0	0.0
Total Raisin	0.0	0.0	0.0	0.0	0.0	0.0	0.0	0.0	0.0	0.0
TABLE GRAPES:										
Arra	0.0	0.0	0.0	0.0	0.0	0.0	0.0	0.0	0.0	0.0
Autumn King	0.0	0.0	0.0	0.0	0.0	0.0	0.0	0.0	0.0	0.0
Crimson Seedless *	0.0	0.0	0.0	0.0	0.0	0.0	0.0	0.0	0.0	0.0
Flame Seedless *	0.0	0.0	0.0	0.0	0.0	0.0	0.0	0.0	0.0	0.0
Ivory Seedless	0.0	0.0	0.0	0.0	0.0	0.0	0.0	0.0	0.0	0.0
Princess *	0.0	0.0	0.0	0.0	0.0	0.0	0.0	0.0	0.0	0.0
Pristine	0.0	0.0	0.0	0.0	0.0	0.0	0.0	0.0	0.0	0.0
Red Globe *	0.0	0.0	0.0	0.0	0.0	0.0	0.0	0.0	0.0	0.0
Ruby Seedless *	0.0	0.0	0.0	0.0	0.0	0.0	0.0	0.0	0.0	0.0
Scarlet Royal	0.0	0.0	0.0	0.0	0.0	0.0	0.0	0.0	0.0	0.0
Sugraone *	0.0	0.0	0.0	0.0	0.0	0.0	0.0	0.0	0.0	0.0
Summer Royal	0.0	0.0	0.0	0.0	0.0	0.0	0.0	0.0	0.0	0.0
Sweet Sunshine	0.0	0.0	0.0	0.0	0.0	0.0	0.0	0.0	0.0	0.0
Other Table ¹	0.0	0.0	0.0	0.0	0.0	0.0	0.0	0.0	0.0	4.6
Total Table	0.0	0.0	0.0	0.0	0.0	0.0	0.0	0.0	0.0	4.6
WINE GRAPES (WHITE):										
Albarino	0.9	0.0	37.0	22.4	41.2	3.4	142.3	203.1	14.3	31.1
Arneis	18.1	0.0	0.0	1.2	0.0	0.0	1.5	12.8	0.0	1.4
Burger *	0.0	0.0	0.0	0.0	0.0	0.0	0.0	0.0	0.0	0.0
Chardonnay *	13,850.6	1,182.6	30,859.9	9,233.8	2,776.7	1,874.1	42,829.7	14,409.8	9,599.0	369.7
Chenin Blanc	92.3	1.5	8.9	20.8	818.0	2.0	70.2	295.8	165.2	29.4
Cortese	7.4	0.0	0.0	0.0	0.0	0.0	0.0	0.0	0.0	0.0
Fiano	0.6	0.0	4.1	1.6	0.0	0.0	0.0	5.7	1.8	9.2
Flora	0.0	0.0	0.0	20.9	0.0	0.0	0.0	0.0	0.0	0.0
French Colombard	112.8	0.0	48.5	0.0	7.0	0.0	0.0	0.0	5.7	0.0
Gewurztraminer	145.7	58.8	44.3	0.0	239.9	0.4	5,423.9	22.7	1.5	0.0
Gray Riesling *	0.0	0.0	17.9	0.0	0.0	0.0	0.0	0.0	0.0	0.0
Grenache Blanc	5.6	0.8	59.5	0.0	3.1	1.0	108.5	715.0	6.0	37.4
Grenache Gris	5.7	0.0	4.0	0.0	0.0	0.0	0.0	10.6	0.0	0.0
Gruener Veltliner	5.8	0.0	10.9	1.4	0.0	5.7	75.3	118.9	0.0	0.0
Malvasia Bianca	0.0	0.0	24.6	5.0	0.0	5.0	302.7	68.0	0.5	0.0
Marsanne	6.9	0.0	20.8	3.9	0.0	4.2	41.1	49.4	5.8	26.1
Melon	0.0	0.0	11.7	0.0	0.0	0.0	4.7	20.2	0.0	0.0
Moscato Gaillo *	0.0	0.0	0.0	0.0	0.0	0.0	0.0	0.0	0.0	1.7
Muscat Blanc *	98.4	173.3	11.4	46.1	45.0	41.2	352.3	311.8	248.8	22.1
Muscat Orange	36.8	0.0	0.0	0.0	0.0	0.0	0.0	135.3	400.9	7.0
Muscat of Alexandria	0.0	0.0	0.9	0.0	0.0	0.0	0.0	0.0	3.0	2.1
Palomino *	0.0	0.0	0.0	0.0	0.0	5.9	0.0	0.0	0.0	0.0
Pecorino	0.0	0.0	0.0	0.0	0.0	0.0	0.0	0.0	0.0	0.0
Picpoul Blanc	1.0	0.0	2.5	5.6	0.0	0.0	27.9	48.1	4.5	28.2
Pinot Blanc	78.6	0.0	80.1	53.6	0.0	5.2	659.8	48.7	0.0	0.0
Pinot Gris *	131.3	130.2	636.2	238.8	2,725.2	630.4	5,586.0	1,740.1	3,213.8	68.0
Ribolla Gialla *	0.0	0.0	0.0	21.2	0.0	0.0	0.0	0.0	0.0	0.0
Roussanne	19.5	31.4	22.7	0.0	0.0	3.2	2.4	171.9	4.9	41.5
Sauvignon Blanc	1,812.9	10,572.3	8,281.6	5,340.4	825.8	308.2	3,644.8	6,269.2	1,145.5	433.2
Sauvignon Gris	0.0	0.0	18.3	14.9	0.0	0.0	0.0	0.0	0.0	0.0
Sauvignon Musque	2.8	1.5	91.6	98.1	0.0	0.0	25.8	14.1	0.2	2.8
Sauvignon Vert *	0.0	0.0	6.8	1.1	0.0	0.0	0.0	0.0	0.0	0.0
Semillon	39.2	66.6	153.4	201.0	0.0	4.9	11.4	14.3	1.7	28.0
St. Emilion *	0.0	0.0	0.0	0.0	0.0	0.0	0.0	1.8	7.2	0.0
Sylvaner	0.0	0.0	0.0	0.0	0.0	0.0	0.0	5.6	0.0	0.0
Symphony	0.0	0.0	0.5	0.0	81.2	0.0	0.0	0.0	2.4	0.0
Tocai Friulano	23.2	0.0	5.1	16.5	0.0	0.0	0.0	6.9	0.0	5.2
Torrontes	0.0	0.0	0.0	0.0	0.0	0.0	0.0	0.0	0.0	0.0
Triplett Blanc	0.0	0.0	0.0	0.0	0.0	0.0	0.0	0.0	0.0	0.0
Verdejo	0.0	0.0	0.0	1.7	2.7	0.0	0.0	1.2	8.6	9.8
Verdelho	0.0	0.0	1.0	0.0	9.8	6.0	0.9	27.6	175.1	10.0
Vermentino *	5.8	4.6	36.6	13.2	0.3	0.0	26.5	50.2	19.6	46.0
Vernaccia	0.0	0.0	12.2	0.0	0.0	0.0	0.0	0.0	0.0	0.0
Viognier	272.7	45.9	200.1	65.3	159.1	11.7	88.2	844.1	170.9	119.0
White Riesling *	59.0	4.8	75.9	126.7	305.3	2.2	1,884.1	451.2	3.7	9.5
Other White ¹	3.0	0.0	17.0	0.7	2.2	11.0	31.0	46.5	15.0	23.5
Total White	16,836.6	12,274.3	40,806.0	15,555.9	8,042.5	2,925.7	61,341.0	26,120.6	15,225.6	1,361.9

**TABLE 4: TONS OF GRAPES PURCHASED
FOR WINE, CONCENTRATE, JUICE, VINEGAR, AND BEVERAGE BRANDY BY CALIFORNIA PROCESSORS
FROM THE 2020 CROP BY TYPE, VARIETY, AND REPORTING DISTRICT WHERE GROWN, WITH COMPARISONS**

Type and Variety	11	12	13	14	15	16	17	2020 State Total	2019 State Total
	Tons								
RAISIN GRAPES:									
Fiesta	0.0	0.0	7,396.6	0.0	0.0	0.0	0.0	7,396.6	13,733.2
Thompson Seedless	0.0	0.0	20,789.4	2,022.7	0.0	0.0	0.0	22,812.1	30,244.1
Other Raisin ¹	0.0	0.0	0.0	0.0	0.0	0.0	0.0	0.0	50.1
Total Raisin	0.0	0.0	28,186.0	2,022.7	0.0	0.0	0.0	30,208.7	44,027.4
TABLE GRAPES:									
Arra	0.0	0.0	0.0	79.2	0.0	0.0	0.0	79.2	3,180.5
Autumn King	0.0	0.0	0.0	860.4	0.0	0.0	0.0	860.4	2,661.0
Crimson Seedless *	0.0	0.0	0.0	0.0	0.0	0.0	0.0	0.0	64.4
Flame Seedless *	0.0	0.0	0.0	0.0	0.0	0.0	0.0	0.0	5,064.2
Ivory Seedless	0.0	0.0	0.0	238.3	0.0	0.0	0.0	238.3	1,319.3
Princess *	0.0	0.0	0.0	0.0	0.0	0.0	0.0	0.0	516.6
Pristine	0.0	0.0	0.0	0.0	0.0	0.0	0.0	0.0	29.5
Red Globe *	0.0	0.0	0.0	0.0	0.0	0.0	0.0	0.0	387.1
Ruby Seedless *	0.0	0.0	0.0	0.0	0.0	0.0	0.0	0.0	151.7
Scarlet Royal	0.0	0.0	0.0	885.7	0.0	0.0	0.0	885.7	2,477.5
Sugraone *	0.0	0.0	0.0	83.4	0.0	0.0	0.0	83.4	73.6
Summer Royal	0.0	0.0	0.0	0.0	0.0	0.0	0.0	0.0	214.0
Sweet Sunshine	0.0	0.0	0.0	0.0	0.0	0.0	0.0	0.0	3,636.7
Other Table ¹	0.0	0.0	0.0	108.5	0.0	0.0	0.0	113.1	20,731.7
Total Table	0.0	0.0	0.0	2,255.5	0.0	0.0	0.0	2,260.1	40,507.8
WINE GRAPES (WHITE):									
Albarino	777.8	0.0	8.6	0.0	0.8	22.8	1,765.5	3,071.2	3,133.0
Arneis	3.0	0.0	0.0	0.0	0.0	26.3	0.0	64.3	83.0
Burger *	2,289.4	712.6	18,120.5	3,127.4	0.0	0.0	0.0	24,249.9	23,549.3
Chardonnay *	87,784.2	31,143.0	75,238.7	21,743.0	6.0	46.2	38,133.6	381,080.6	455,428.5
Chenin Blanc	1,529.6	3,072.1	17,325.1	0.0	0.0	0.0	8,307.7	31,738.6	33,258.8
Cortese	0.0	0.0	0.0	0.0	0.0	0.0	39.3	46.7	69.6
Fiano	8.0	0.0	0.0	0.0	0.0	11.2	2.5	44.7	62.2
Flora	0.0	0.0	0.0	0.0	0.0	0.0	0.0	20.9	20.8
French Colombard	2,569.3	0.0	235,770.0	37,961.9	0.0	0.0	0.0	276,475.2	287,529.9
Gewurztraminer	817.3	0.0	0.0	0.0	0.0	0.0	4,058.2	10,812.7	11,543.5
Gray Riesling *	0.0	0.0	0.0	0.0	0.0	0.0	0.0	17.9	69.4
Grenache Blanc	113.5	0.0	8.7	0.0	0.0	5.3	5.6	1,070.0	1,196.2
Grenache Gris	0.0	0.0	0.0	0.0	0.0	0.0	0.0	20.3	52.0
Gruner Veltliner	0.0	0.0	0.0	0.0	0.0	0.0	44.7	262.7	463.7
Malvasia Bianca	505.2	214.1	3.0	0.0	0.0	3.0	0.0	1,131.1	1,965.5
Marsanne	0.0	0.0	18.1	0.0	0.0	1.0	0.0	177.3	217.5
Melon	0.0	0.0	0.0	0.0	0.0	0.0	0.0	36.6	54.4
Moscato Gaillo *	0.0	0.0	0.0	0.0	0.0	0.0	0.0	1.7	4.0
Muscat Blanc *	2,168.8	0.0	5,545.9	8,420.5	1.0	21.1	422.9	17,930.6	23,379.1
Muscat Orange	444.4	900.0	746.8	0.0	0.0	1.1	30.4	2,702.7	2,993.2
Muscat of Alexandria	0.0	4,453.1	126,741.6	29,547.4	2.3	0.0	73.1	160,823.5	165,507.6
Palomino *	0.0	0.0	565.2	0.0	0.0	0.0	0.0	571.1	787.4
Pecorino	0.0	0.0	0.0	0.0	0.0	18.6	0.0	18.6	17.0
Picpoul Blanc	1.0	0.0	3.7	0.0	0.0	1.7	0.0	124.2	122.2
Pinot Blanc	0.0	0.0	0.0	0.0	0.0	0.0	0.0	926.0	891.9
Pinot Gris *	56,744.0	26,399.9	58,221.9	9,574.0	0.0	55.7	17,901.4	183,996.9	210,733.1
Ribolla Gialla *	7.1	0.0	0.0	0.0	0.0	0.0	0.0	28.3	34.5
Roussanne	25.5	0.0	7.6	0.0	0.0	14.7	0.0	345.3	539.4
Sauvignon Blanc	26,380.0	5,384.0	2,081.2	3,369.1	1.0	36.1	15,040.1	90,925.4	86,655.4
Sauvignon Gris	0.0	0.0	0.0	0.0	0.0	0.0	0.0	33.2	2.9
Sauvignon Musque	0.0	0.0	0.0	0.0	0.0	0.0	0.0	236.9	575.5
Sauvignon Vert *	0.0	0.0	0.0	0.0	0.0	0.0	0.0	7.9	24.2
Semillon	831.2	0.0	0.0	0.0	0.0	0.0	496.1	1,847.8	2,325.7
St. Emilion *	0.0	0.0	0.0	0.0	0.0	0.0	0.0	9.0	7.6
Sylvaner	0.0	0.0	0.0	0.0	0.0	0.0	0.0	5.6	0.0
Symphony	1,251.2	1,629.3	8,849.2	0.0	0.0	0.0	3.6	11,817.4	13,921.1
Tocai Friulano	0.0	0.0	0.0	0.0	0.0	0.0	0.0	56.9	54.3
Torrontes	8.4	0.0	0.0	0.0	0.0	0.0	0.0	8.4	21.3
Triplett Blanc	0.0	0.0	9,287.7	0.0	0.0	0.0	0.0	9,287.7	12,745.7
Verdejo	83.2	0.0	0.0	0.0	0.0	0.0	0.0	107.2	48.3
Verdelho	2,159.0	2.4	0.0	0.0	0.0	6.4	144.4	2,542.6	3,192.5
Vermentino *	592.1	0.0	0.0	0.0	0.0	47.7	0.0	842.6	1,147.4
Vernaccia	0.0	0.0	0.0	0.0	0.0	0.0	0.0	12.2	31.1
Viognier	8,300.4	1,907.1	77.9	0.0	0.5	45.8	2,491.3	14,800.0	14,827.3
White Riesling *	2,199.5	634.6	0.0	0.0	0.0	7.7	4,752.5	10,516.7	14,198.3
Other White ¹	1,636.4	0.0	569.1	8,290.3	1.9	24.6	113.8	10,786.0	6,892.9
Total White	199,229.5	76,452.2	559,190.5	122,033.6	13.5	397.0	93,826.7	1,251,633.1	1,380,378.2

**TABLE 4: TONS OF GRAPES PURCHASED
FOR WINE, CONCENTRATE, JUICE, VINEGAR, AND BEVERAGE BRANDY BY CALIFORNIA PROCESSORS
FROM THE 2020 CROP BY TYPE, VARIETY, AND REPORTING DISTRICT WHERE GROWN, WITH COMPARISONS**

Type and Variety	1	2	3	4	5	6	7	8	9	10
	Tons									
WINE GRAPES (RED):										
Aglianico	0.0	0.0	6.0	0.0	2.9	0.0	0.0	26.9	0.4	5.6
Aleatico	0.0	0.0	15.2	2.1	0.0	0.0	0.0	0.0	0.0	0.0
Alicante Bouschet *	0.0	0.0	48.0	0.0	0.0	36.2	0.0	22.9	1.5	26.8
Alvarinho	0.0	0.0	0.0	0.0	0.0	0.0	0.0	0.0	0.0	0.0
Arinarno	0.0	0.0	0.0	0.0	0.0	0.0	0.0	0.0	0.0	0.0
Barbera	101.6	60.1	14.1	0.0	15.2	14.7	9.3	106.9	23.5	505.9
Blaufraenkisch *	0.0	0.0	0.0	0.0	0.0	0.0	0.0	6.4	2.7	0.0
Cabernet Dorsa	0.0	0.0	0.0	0.0	0.0	0.0	0.0	0.0	0.0	0.0
Cabernet Franc	12.5	149.6	539.9	681.7	2.7	86.4	122.5	1,194.8	6.5	215.0
Cabernet Sauvignon	3,443.9	8,184.5	19,368.7	25,302.5	916.2	2,251.0	14,045.0	50,266.6	4,681.8	1,424.4
Carignane	566.6	0.0	150.5	0.8	19.5	231.8	6.2	66.5	6.5	19.6
Carmenere	0.5	0.0	4.7	0.0	0.0	2.0	0.0	10.6	0.0	0.0
Centurian	0.0	0.0	0.0	0.0	0.0	0.0	0.0	0.0	0.0	0.0
Charbono	17.1	4.3	0.0	40.9	13.5	0.0	0.0	13.3	0.0	12.9
Ciliegiolo	0.0	0.0	0.0	0.0	0.0	0.0	0.0	0.0	0.0	0.0
Cinsaut *	0.0	4.8	8.3	0.5	0.0	2.8	87.9	97.9	2.8	21.6
Counoise	0.0	0.0	3.5	0.0	0.0	3.0	0.0	78.4	9.5	4.2
Dolcetto	55.0	0.0	5.6	2.4	0.0	2.4	5.5	18.0	0.0	23.6
Dornfelder	0.0	0.0	0.0	0.0	0.0	0.0	12.4	1.3	0.0	0.0
Durif	0.0	0.0	0.0	0.0	0.0	0.0	0.0	0.0	1.7	0.0
Freisa	0.7	0.0	0.0	0.0	0.0	0.0	3.8	1.3	0.0	0.0
Gamay (Napa) *	11.5	0.0	52.0	30.7	45.2	0.0	244.5	112.7	0.0	49.1
Gamay Noir Au Jus Blanc	0.0	0.0	0.0	1.7	0.0	0.0	3.0	0.0	0.0	15.9
Graciano	0.0	0.0	0.0	0.0	0.2	0.0	0.0	107.2	4.6	5.3
Grenache *	275.0	94.1	378.0	87.8	12.4	260.4	1,474.3	4,330.3	48.5	279.6
Grignolino	1.2	0.0	0.0	0.0	0.0	0.0	0.0	0.0	0.0	0.0
Lagrein	0.0	0.0	0.0	2.8	0.0	0.0	0.0	69.7	0.0	6.0
Malbec	60.8	458.9	457.0	422.3	16.3	47.9	353.0	1,036.8	1,671.0	736.8
Merlot	1,010.0	514.8	3,300.8	3,576.5	341.0	877.4	3,110.6	3,955.8	757.1	532.5
Meunier *	0.2	0.0	102.7	200.3	0.0	0.0	0.0	5.0	0.0	0.0
Mission	0.0	0.0	0.0	0.0	0.0	0.0	0.0	0.9	0.0	15.3
Monastrell	0.0	0.0	0.0	0.0	0.0	0.0	0.0	1.3	0.0	0.0
Montepulciano	9.1	0.9	10.0	1.9	0.0	0.0	4.2	12.3	0.0	6.5
Mourvedre *	0.9	43.4	57.1	6.3	5.4	425.3	36.9	641.2	6.3	176.5
Muscat Hamburg *	0.0	0.0	0.0	0.0	0.0	0.0	0.0	0.0	0.3	1.8
Nebbiolo	19.4	0.0	0.9	0.0	0.0	5.4	0.0	79.5	4.7	15.2
Negrette *	0.0	0.0	0.0	1.4	0.0	0.0	9.3	0.0	0.0	0.0
Negroamaro	8.5	0.0	2.1	0.0	0.0	0.0	0.0	1.0	1.1	1.7
Nero D'Avola *	21.9	5.3	0.0	0.0	0.0	0.0	0.0	10.7	0.0	2.1
Petit Verdot	43.2	112.4	219.1	384.7	0.0	757.8	89.4	2,131.6	2,054.7	168.7
Petite Sirah	854.3	1,681.4	522.2	871.0	733.1	881.7	988.6	5,119.7	3,788.5	322.4
Pinot Noir	2,375.8	397.4	13,712.2	4,061.4	5,401.9	1,287.0	15,259.2	14,204.4	427.2	68.3
Pinotage	2.9	0.0	0.0	0.0	0.0	0.0	0.0	0.0	0.0	0.0
Primitivo	33.6	0.0	110.3	0.0	4.1	22.2	0.0	182.8	3.6	163.2
Refosco *	0.0	0.0	0.5	0.9	0.0	1.3	0.0	37.8	0.0	0.0
Royalty	0.0	0.0	0.0	0.0	0.0	0.0	0.0	0.0	0.0	0.0
Rubired *	0.0	0.0	0.0	0.0	0.0	0.0	0.0	0.0	0.0	0.0
Ruby Cabernet	0.0	0.0	0.0	0.0	0.0	0.0	0.0	0.0	0.3	0.0
Sagrantino	0.0	0.0	1.4	0.0	0.0	0.0	2.0	0.0	0.0	3.7
Sangiovese *	99.3	16.6	155.7	92.9	51.9	31.7	135.9	303.1	12.0	150.6
Segalin	0.0	0.0	0.0	0.0	0.0	0.0	0.0	0.0	0.0	0.0
Souzao	0.0	0.0	0.0	0.0	0.0	0.0	0.0	2.9	0.0	4.4
St Laurent	0.0	0.0	16.5	6.4	0.0	0.0	0.0	0.0	0.0	0.0
Syrah *	609.4	507.3	987.4	430.6	92.2	156.5	1,002.3	5,502.0	540.0	717.5
Tannat	3.1	0.0	2.6	0.0	0.0	0.0	1.8	112.0	276.6	12.2
Tempranillo *	2.4	71.0	2.3	52.1	7.4	11.5	9.3	336.4	451.2	113.2
Teroldego	0.0	0.0	0.0	0.0	325.0	214.4	39.1	3.2	1,148.8	8.3
Tinta Cao	0.6	0.0	0.0	0.0	0.0	0.0	0.0	2.9	0.0	8.5
Tinta Madeira	0.0	0.0	0.0	0.0	0.0	0.0	0.0	0.0	0.0	0.0
Touriga Nacional *	7.8	15.5	0.0	0.0	0.0	0.0	0.0	25.0	5.3	21.1
Trousseau *	0.8	8.7	1.4	0.0	2.8	0.0	0.9	0.8	0.0	6.7
Zinfandel	2,874.8	1,172.9	4,645.8	819.8	196.2	1,522.7	245.2	3,189.0	1,119.2	2,921.4
Other Red ¹	25.4	0.0	189.9	32.8	6.5	40.1	20.7	47.0	2.2	7.2
Total Red	12,549.8	13,503.9	45,092.4	37,115.2	8,211.6	9,173.6	37,322.8	93,476.8	17,060.1	8,801.3
TOTAL WINE	29,386.4	25,778.2	85,898.4	52,671.1	16,254.1	12,099.3	98,663.8	119,597.4	32,285.7	10,163.2
TOTAL ALL VARIETIES	29,386.4	25,778.2	85,898.4	52,671.1	16,254.1	12,099.3	98,663.8	119,597.4	32,285.7	10,167.8

**TABLE 4: TONS OF GRAPES PURCHASED
FOR WINE, CONCENTRATE, JUICE, VINEGAR, AND BEVERAGE BRANDY BY CALIFORNIA PROCESSORS
FROM THE 2020 CROP BY TYPE, VARIETY, AND REPORTING DISTRICT WHERE GROWN, WITH COMPARISONS**

Type and Variety	11	12	13	14	15	16	17	2020 State Total	2019 State Total
	Tons								
WINE GRAPES (RED):									
Aglianico	51.3	7.0	0.0	0.0	0.0	15.3	4.8	120.2	151.7
Aleatico	0.0	0.0	0.0	0.0	0.0	0.6	0.0	17.9	23.8
Alicante Bouschet *	1,374.1	8.3	276.4	0.0	2.7	6.1	0.0	1,803.0	2,906.5
Alvarinho	0.0	0.0	0.0	0.0	0.0	0.0	1.5	1.5	4.5
Arinamoa	0.0	0.0	563.4	0.0	0.0	0.0	0.0	563.4	1,923.0
Barbera	909.5	347.3	35,500.1	3,046.0	1.0	35.6	12.5	40,703.3	33,370.9
Blaufraenkisch *	1.0	0.0	0.0	0.0	0.0	0.0	0.0	10.1	16.0
Cabernet Dorsa	0.0	0.0	859.5	0.0	0.0	0.0	0.0	859.5	1,667.9
Cabernet Franc	848.8	0.0	41.3	0.0	1.0	57.6	111.3	4,071.6	7,610.0
Cabernet Sauvignon	130,878.0	42,842.9	49,923.9	9,776.6	3.9	203.3	1,401.5	364,914.7	424,811.5
Carignane	774.0	0.0	3,216.8	0.0	0.0	13.5	1.0	5,073.3	6,579.8
Carmenere	13.1	0.0	0.0	0.0	0.0	2.4	0.0	33.3	33.8
Centurian	0.0	0.0	0.0	0.0	0.0	0.0	0.0	0.0	1,361.8
Charbono	1.7	0.0	0.0	0.0	0.0	0.0	0.0	103.7	203.4
Ciliegiolo	0.0	0.0	0.0	0.0	0.0	0.0	0.0	0.0	6.3
Cinsaut *	111.7	0.0	0.0	0.0	0.5	36.2	0.0	375.0	432.9
Counoise	5.1	0.0	1.0	0.0	0.0	5.1	0.0	109.8	110.6
Dolcetto	11.0	0.0	0.0	0.0	0.0	1.2	0.0	124.7	183.5
Dornfelder	217.9	0.0	0.0	0.0	0.0	0.0	0.0	231.6	616.2
Durif	0.0	0.0	0.0	0.0	0.0	0.0	0.0	1.7	3.3
Freisa	0.0	0.0	0.0	0.0	0.0	0.0	0.0	5.8	9.4
Gamay (Napa) *	1.5	0.0	9.2	0.0	0.0	0.0	107.7	664.1	1,014.1
Gamay Noir Au Jus Blanc	0.0	0.0	0.0	0.0	0.0	0.0	0.0	20.6	38.0
Graciano	488.8	0.0	0.0	0.0	0.0	0.0	1.1	607.2	682.6
Grenache *	671.4	799.3	21,724.4	2,945.2	15.4	64.9	16.9	33,477.9	31,151.1
Grignolino	0.0	0.0	0.0	0.0	0.0	0.0	0.0	1.2	0.0
Lagrein	0.0	0.0	0.0	0.0	0.0	0.0	0.0	78.5	189.8
Malbec	12,805.8	2,763.4	1,257.7	0.0	1.5	77.3	55.9	22,222.4	30,818.9
Merlot	48,864.4	14,746.8	23,787.4	7,132.8	4.5	79.5	4,073.3	116,665.2	162,556.5
Meunier *	0.0	0.0	0.0	0.0	0.0	0.0	0.0	308.2	387.7
Mission	15.2	6.1	695.3	2.4	34.0	0.0	0.0	769.2	948.3
Monastrell	5.6	0.0	0.0	0.0	0.0	0.0	0.0	6.9	9.2
Montepulciano	20.8	223.5	0.0	0.0	0.0	48.7	0.0	337.9	455.1
Mourvedre *	158.2	0.0	24.4	0.0	0.0	17.3	8.1	1,607.3	2,438.2
Muscat Hamburg *	200.3	105.3	837.5	0.0	0.0	0.0	0.0	1,145.2	989.9
Nebbiolo	7.4	0.0	81.6	0.0	0.0	2.7	7.8	224.6	361.6
Negrette *	0.0	0.0	0.0	0.0	0.0	0.0	0.0	10.7	4.8
Negroamaro	0.0	0.0	0.0	0.0	0.0	2.9	0.0	17.3	84.5
Nero D'Avola *	32.0	7.7	1.6	0.0	0.0	0.0	0.0	81.3	92.8
Petit Verdot	10,419.6	6,195.4	778.9	0.0	0.0	17.1	4.3	23,376.9	27,719.2
Petite Sirah	34,463.8	9,979.2	2,027.2	306.2	0.0	91.6	8,220.8	70,851.7	81,830.6
Pinot Noir	36,339.4	10,143.6	11,267.1	3,482.9	2.6	7.1	23,109.0	141,546.5	189,288.3
Pinotage	1.0	0.0	0.0	0.0	0.0	0.0	0.0	3.9	33.3
Primitivo	196.5	5.0	0.0	0.0	0.0	10.0	12.0	743.3	1,227.1
Refosco *	0.0	0.0	0.0	0.0	0.0	0.0	0.0	40.5	48.1
Royalty	0.0	0.0	0.0	0.0	0.0	0.0	0.0	0.0	45.1
Rubired *	1,466.4	6,780.3	161,000.3	23,894.0	0.0	0.0	0.0	193,141.0	235,262.8
Ruby Cabernet	153.4	3,631.4	13,119.5	5,206.8	0.0	0.0	0.0	22,111.4	26,391.8
Sagrantino	12.8	12.1	0.0	0.0	0.0	11.2	1.8	45.0	33.4
Sangiovese *	325.0	2.5	609.2	0.0	0.8	119.9	1.7	2,108.8	2,909.9
Segalin	0.0	0.0	850.9	0.0	0.0	0.0	0.0	850.9	1,086.7
Souzao	121.5	0.0	943.7	0.0	0.0	0.0	0.0	1,072.5	1,005.6
St Laurent	0.0	0.0	0.0	0.0	0.0	0.0	0.0	22.9	25.4
Syrah *	10,861.4	2,606.3	23,717.8	286.8	7.4	135.9	36.5	48,197.3	60,745.8
Tannat	1,887.9	902.6	526.4	0.0	1.8	2.4	3.1	3,732.5	6,037.9
Tempranillo *	1,279.1	2,727.1	3,192.8	0.0	4.4	51.7	33.9	8,345.8	8,983.1
Teroldego	9,034.3	1,447.8	1,287.4	0.0	0.0	0.0	597.3	14,105.6	15,322.1
Tinta Cao	0.0	0.0	481.1	0.0	0.0	2.0	0.0	495.1	618.9
Tinta Madeira	0.0	0.0	0.0	0.0	0.0	0.0	0.0	0.0	2.4
Touriga Nacional *	2,052.0	0.0	1,762.1	0.0	0.0	4.1	0.0	3,892.9	4,374.4
Trousseau *	0.0	0.0	0.0	0.0	0.0	0.0	0.0	22.1	62.3
Zinfandel	97,122.2	3,515.0	120,475.8	24,037.6	75.8	70.0	2,705.4	266,708.8	308,395.8
Other Red ¹	57.7	1,066.6	1,550.1	5,700.7	2.6	20.0	60.8	8,830.3	6,856.5
Total Red	404,262.6	110,872.5	482,391.8	85,818.0	159.9	1,213.2	40,590.0	1,407,615.5	1,692,556.4
TOTAL WINE	603,492.1	187,324.7	1,041,582.3	207,851.6	173.4	1,610.2	134,416.7	2,659,248.6	3,072,934.6
TOTAL ALL VARIETIES	603,492.1	187,324.7	1,069,768.3	212,129.8	173.4	1,610.2	134,416.7	2,691,717.4	3,157,469.8

* Synonyms for variety names are shown on Page 5.

¹ Other categories include minor and mixed varieties.

TABLE 6: WEIGHTED AVERAGE GROWER RETURNS PER TON DELIVERED BASIS PURCHASED FOR WINE, CONCENTRATE, JUICE, VINEGAR, AND BEVERAGE BRANDY BY CALIFORNIA PROCESSORS FROM THE 2020 CROP BY TYPE, VARIETY, AND REPORTING DISTRICT WHERE GROWN, WITH COMPARISONS

Type and Variety	1	2	3	4	5	6	7	8	9	10
	Dollars									
RAISIN GRAPES:										
Fiesta	0.00	0.00	0.00	0.00	0.00	0.00	0.00	0.00	0.00	0.00
Thompson Seedless	0.00	0.00	0.00	0.00	0.00	0.00	0.00	0.00	0.00	0.00
Other Raisin ¹	0.00	0.00	0.00	0.00	0.00	0.00	0.00	0.00	0.00	0.00
Total Raisin	0.00	0.00	0.00	0.00	0.00	0.00	0.00	0.00	0.00	0.00
TABLE GRAPES:										
Arra	0.00	0.00	0.00	0.00	0.00	0.00	0.00	0.00	0.00	0.00
Autumn King	0.00	0.00	0.00	0.00	0.00	0.00	0.00	0.00	0.00	0.00
Crimson Seedless *	0.00	0.00	0.00	0.00	0.00	0.00	0.00	0.00	0.00	0.00
Flame Seedless *	0.00	0.00	0.00	0.00	0.00	0.00	0.00	0.00	0.00	0.00
Ivory Seedless	0.00	0.00	0.00	0.00	0.00	0.00	0.00	0.00	0.00	0.00
Princess *	0.00	0.00	0.00	0.00	0.00	0.00	0.00	0.00	0.00	0.00
Pristine	0.00	0.00	0.00	0.00	0.00	0.00	0.00	0.00	0.00	0.00
Red Globe *	0.00	0.00	0.00	0.00	0.00	0.00	0.00	0.00	0.00	0.00
Ruby Seedless *	0.00	0.00	0.00	0.00	0.00	0.00	0.00	0.00	0.00	0.00
Scarlet Royal	0.00	0.00	0.00	0.00	0.00	0.00	0.00	0.00	0.00	0.00
Sugraone *	0.00	0.00	0.00	0.00	0.00	0.00	0.00	0.00	0.00	0.00
Summer Royal	0.00	0.00	0.00	0.00	0.00	0.00	0.00	0.00	0.00	0.00
Sweet Sunshine	0.00	0.00	0.00	0.00	0.00	0.00	0.00	0.00	0.00	0.00
Other Table ¹	0.00	0.00	0.00	0.00	0.00	0.00	0.00	0.00	0.00	1,682.61
Total Table	0.00	0.00	0.00	0.00	0.00	0.00	0.00	0.00	0.00	1,682.61
WINE GRAPES (WHITE):										
Albarino	2,200.00	0.00	2,472.83	3,401.34	675.04	1,288.24	1,273.86	1,862.37	1,706.29	1,918.03
Arneis	1,859.67	0.00	0.00	2,680.97	0.00	0.00	1,600.00	2,175.60	0.00	2,300.00
Burger *	0.00	0.00	0.00	0.00	0.00	0.00	0.00	0.00	0.00	0.00
Chardonnay *	1,152.87	1,160.16	2,304.49	3,015.02	884.25	888.11	1,133.49	1,271.33	594.35	1,479.03
Chenin Blanc	1,787.87	1,100.00	2,837.08	2,741.88	434.17	1,200.00	1,556.21	1,521.35	564.03	1,745.07
Cortese	2,000.00	0.00	0.00	0.00	0.00	0.00	0.00	0.00	0.00	0.00
Fiano	2,200.00	0.00	2,532.88	2,505.47	0.00	0.00	0.00	2,397.37	1,450.00	1,660.87
Flora	0.00	0.00	0.00	2,308.86	0.00	0.00	0.00	0.00	0.00	0.00
French Colombard	1,276.05	0.00	1,422.59	0.00	1,657.14	0.00	0.00	0.00	1,614.04	0.00
Gewurztraminer	1,979.78	1,800.00	2,098.65	0.00	700.00	2,000.00	643.81	1,425.90	1,940.00	0.00
Gray Riesling *	0.00	0.00	2,469.03	0.00	0.00	0.00	0.00	0.00	0.00	0.00
Grenache Blanc	3,485.71	2,100.00	2,533.80	0.00	1,700.00	1,350.00	1,180.03	1,521.45	1,405.00	1,979.21
Grenache Gris	2,700.00	0.00	3,000.00	0.00	0.00	0.00	0.00	2,279.25	0.00	0.00
Gruener Veltliner	1,896.55	0.00	2,748.62	1,800.00	0.00	2,166.67	1,355.00	2,165.94	0.00	0.00
Malvasia Bianca	0.00	0.00	2,235.81	2,458.00	0.00	1,720.00	1,136.08	924.04	750.00	0.00
Marsanne	3,063.77	0.00	2,261.64	3,331.69	0.00	1,400.00	1,900.00	2,259.01	1,893.10	1,881.99
Melon	0.00	0.00	809.50	0.00	0.00	0.00	2,900.00	2,275.00	0.00	0.00
Moscato Gaillo *	0.00	0.00	0.00	0.00	0.00	0.00	0.00	0.00	0.00	1,800.00
Muscat Blanc *	689.35	966.58	2,578.37	1,774.65	1,416.78	749.64	1,178.93	854.29	1,244.37	1,509.50
Muscat Orange	1,761.63	0.00	0.00	0.00	0.00	0.00	0.00	1,142.27	359.63	1,422.86
Muscat of Alexandria	0.00	0.00	6,000.00	0.00	0.00	0.00	0.00	0.00	2,200.00	1,650.00
Palomino *	0.00	0.00	0.00	0.00	0.00	2,000.00	0.00	0.00	0.00	0.00
Pecorino	0.00	0.00	0.00	0.00	0.00	0.00	0.00	0.00	0.00	0.00
Picpoul Blanc	3,050.00	0.00	2,392.00	2,000.00	0.00	0.00	1,160.22	2,503.73	1,742.22	1,877.31
Pinot Blanc	1,657.03	0.00	2,352.48	1,895.40	0.00	1,340.00	1,250.70	2,653.41	0.00	0.00
Pinot Gris *	1,759.37	1,198.73	1,841.05	1,220.16	624.69	568.04	952.10	1,053.93	505.82	1,233.16
Ribolla Gialla *	0.00	0.00	0.00	2,256.54	0.00	0.00	0.00	0.00	0.00	0.00
Roussanne	1,376.92	1,351.12	2,485.59	0.00	0.00	1,400.00	1,700.00	2,353.00	1,865.31	1,912.29
Sauvignon Blanc	1,385.77	1,113.14	1,568.88	2,450.71	976.47	923.61	1,034.66	1,434.04	534.98	1,030.06
Sauvignon Gris	0.00	0.00	1,814.00	2,480.51	0.00	0.00	0.00	0.00	0.00	0.00
Sauvignon Musque	1,400.00	1,500.00	2,270.72	2,590.13	0.00	0.00	1,579.48	2,000.00	1,750.00	1,650.00
Sauvignon Vert *	0.00	0.00	2,405.79	4,500.00	0.00	0.00	0.00	0.00	0.00	0.00
Semillon	1,715.26	1,308.33	2,506.29	3,007.36	0.00	1,000.00	1,675.00	2,112.59	917.65	1,475.71
St. Emilion *	0.00	0.00	0.00	0.00	0.00	0.00	0.00	2,777.78	2,100.00	0.00
Sylvaner	0.00	0.00	0.00	0.00	0.00	0.00	0.00	1,200.00	0.00	0.00
Symphony	0.00	0.00	1,200.00	0.00	275.00	0.00	0.00	0.00	400.00	0.00
Tocai Friulano	1,493.10	0.00	2,701.96	3,112.78	0.00	0.00	0.00	2,421.23	0.00	1,717.31
Torrontes	0.00	0.00	0.00	0.00	0.00	0.00	0.00	0.00	0.00	0.00
Triplett Blanc	0.00	0.00	0.00	0.00	0.00	0.00	0.00	0.00	0.00	0.00
Verdejo	0.00	0.00	0.00	2,575.00	452.05	0.00	0.00	1,600.00	1,065.70	1,467.86
Verdelho	0.00	0.00	2,000.00	0.00	1,112.25	1,350.00	1,600.00	1,709.60	1,901.92	1,698.00
Vermentino *	1,853.45	1,800.00	2,418.50	2,297.00	1,600.00	0.00	1,161.89	1,656.26	1,767.60	1,807.62
Vernaccia	0.00	0.00	2,186.89	0.00	0.00	0.00	0.00	0.00	0.00	0.00
Viognier	1,287.85	1,338.56	2,715.13	3,569.27	546.85	1,537.61	1,630.12	1,514.75	554.68	1,739.33
White Riesling *	2,140.39	1,000.00	2,327.10	3,511.60	817.19	1,695.46	797.93	1,386.67	1,796.49	1,491.54
Other White ¹	2,053.33	0.00	2,244.42	4,789.13	1,450.00	638.73	1,135.16	2,250.42	1,772.00	1,778.17
Total White	1,206.92	1,122.63	2,150.06	2,786.47	742.33	833.58	1,061.91	1,337.60	597.41	1,427.37

TABLE 6: WEIGHTED AVERAGE GROWER RETURNS PER TON DELIVERED BASIS PURCHASED FOR WINE, CONCENTRATE, JUICE, VINEGAR, AND BEVERAGE BRANDY BY CALIFORNIA PROCESSORS FROM THE 2020 CROP BY TYPE, VARIETY, AND REPORTING DISTRICT WHERE GROWN, WITH COMPARISONS

Type and Variety	11	12	13	14	15	16	17	2020 State Total	2019 State Total
	Dollars								
RAISIN GRAPES:									
Fiesta	0.00	0.00	245.66	0.00	0.00	0.00	0.00	245.66	263.26
Thompson Seedless	0.00	0.00	258.90	183.06	0.00	0.00	0.00	252.18	236.54
Other Raisin ¹	0.00	0.00	0.00	0.00	0.00	0.00	0.00	0.00	391.06
Total Raisin	0.00	0.00	255.43	183.06	0.00	0.00	0.00	250.58	245.05
TABLE GRAPES:									
Arra	0.00	0.00	0.00	180.00	0.00	0.00	0.00	180.00	163.06
Autumn King	0.00	0.00	0.00	125.00	0.00	0.00	0.00	125.00	160.40
Crimson Seedless *	0.00	0.00	0.00	0.00	0.00	0.00	0.00	0.00	160.00
Flame Seedless *	0.00	0.00	0.00	0.00	0.00	0.00	0.00	0.00	188.80
Ivory Seedless	0.00	0.00	0.00	180.00	0.00	0.00	0.00	180.00	350.00
Princess *	0.00	0.00	0.00	0.00	0.00	0.00	0.00	0.00	160.00
Pristine	0.00	0.00	0.00	0.00	0.00	0.00	0.00	0.00	160.00
Red Globe *	0.00	0.00	0.00	0.00	0.00	0.00	0.00	0.00	306.92
Ruby Seedless *	0.00	0.00	0.00	0.00	0.00	0.00	0.00	0.00	160.00
Scarlet Royal	0.00	0.00	0.00	180.00	0.00	0.00	0.00	180.00	161.74
Sugraone *	0.00	0.00	0.00	181.76	0.00	0.00	0.00	181.76	160.00
Summer Royal	0.00	0.00	0.00	0.00	0.00	0.00	0.00	0.00	350.00
Sweet Sunshine	0.00	0.00	0.00	0.00	0.00	0.00	0.00	0.00	175.69
Other Table ¹	0.00	0.00	0.00	184.77	0.00	0.00	0.00	245.69	333.27
Total Table	0.00	0.00	0.00	159.31	0.00	0.00	0.00	162.41	262.66
WINE GRAPES (WHITE):									
Albarino	706.16	0.00	500.00	0.00	1,800.00	1,861.53	668.94	854.35	982.44
Arneis	2,000.00	0.00	0.00	0.00	0.00	2,246.93	0.00	2,106.36	2,125.69
Burger *	275.00	275.00	267.05	265.00	0.00	0.00	0.00	267.77	268.03
Chardonnay *	512.07	474.10	393.07	419.76	1,350.00	1,770.46	614.56	827.85	912.75
Chenin Blanc	420.54	359.84	321.68	0.00	0.00	0.00	454.44	390.93	367.00
Cortese	0.00	0.00	0.00	0.00	0.00	0.00	315.00	582.00	793.88
Fiano	1,060.00	0.00	0.00	0.00	0.00	2,076.79	1,140.00	1,831.29	1,804.54
Flora	0.00	0.00	0.00	0.00	0.00	0.00	0.00	2,308.86	2,310.12
French Colombard	305.86	0.00	285.73	292.58	0.00	0.00	0.00	287.52	276.03
Gewurztraminer	555.30	0.00	0.00	0.00	0.00	0.00	601.27	654.52	728.34
Gray Riesling *	0.00	0.00	0.00	0.00	0.00	0.00	0.00	2,469.03	1,682.03
Grenache Blanc	616.30	0.00	1,236.21	0.00	0.00	1,788.68	1,800.00	1,473.99	1,484.57
Grenache Gris	0.00	0.00	0.00	0.00	0.00	0.00	0.00	2,539.41	1,132.40
Gruener Veltliner	0.00	0.00	0.00	0.00	0.00	0.00	337.25	1,638.63	1,257.25
Malvasia Bianca	425.00	420.18	650.00	0.00	0.00	1,800.00	0.00	702.87	621.14
Marsanne	0.00	0.00	1,200.00	0.00	0.00	1,500.00	0.00	2,030.80	2,046.37
Melon	0.00	0.00	0.00	0.00	0.00	0.00	0.00	1,886.78	2,344.09
Moscato Gaillo *	0.00	0.00	0.00	0.00	0.00	0.00	0.00	1,800.00	1,740.00
Muscat Blanc *	427.37	0.00	404.63	400.00	1,400.00	1,798.22	586.63	462.47	323.58
Muscat Orange	469.76	481.21	425.55	0.00	0.00	1,700.00	475.00	499.31	482.28
Muscat of Alexandria	0.00	292.01	290.31	264.36	1,408.70	0.00	841.29	285.94	277.03
Palomino *	0.00	0.00	276.88	0.00	0.00	0.00	0.00	294.68	316.35
Pecorino	0.00	0.00	0.00	0.00	0.00	2,300.00	0.00	2,300.00	2,300.00
Picpoul Blanc	1,500.00	0.00	1,200.00	0.00	0.00	1,558.82	0.00	1,951.69	1,862.76
Pinot Blanc	0.00	0.00	0.00	0.00	0.00	0.00	0.00	1,492.09	1,643.40
Pinot Gris *	550.54	466.44	445.07	429.36	0.00	1,983.33	588.98	527.20	465.77
Ribolla Gialla *	1,368.03	0.00	0.00	0.00	0.00	0.00	0.00	2,033.63	3,124.08
Roussanne	982.75	0.00	1,200.00	0.00	0.00	1,641.92	0.00	1,985.39	2,112.10
Sauvignon Blanc	515.73	499.71	450.81	356.64	1,100.00	1,733.83	539.61	900.60	1,056.99
Sauvignon Gris	0.00	0.00	0.00	0.00	0.00	0.00	0.00	2,113.13	2,373.82
Sauvignon Musque	0.00	0.00	0.00	0.00	0.00	0.00	0.00	2,288.65	1,778.34
Sauvignon Vert *	0.00	0.00	0.00	0.00	0.00	0.00	0.00	2,697.39	2,632.78
Semillon	351.65	0.00	0.00	0.00	0.00	0.00	379.39	931.33	940.83
St. Emilion *	0.00	0.00	0.00	0.00	0.00	0.00	0.00	2,235.56	2,322.37
Sylvaner	0.00	0.00	0.00	0.00	0.00	0.00	0.00	1,200.00	0.00
Symphony	341.02	265.00	268.82	0.00	0.00	0.00	200.00	276.03	270.08
Tocai Friulano	0.00	0.00	0.00	0.00	0.00	0.00	0.00	2,204.17	1,997.42
Torrontes	1,450.00	0.00	0.00	0.00	0.00	0.00	0.00	1,450.00	1,483.33
Triplett Blanc	0.00	0.00	235.89	0.00	0.00	0.00	0.00	235.89	228.23
Verdejo	464.90	0.00	0.00	0.00	0.00	0.00	0.00	650.64	1,540.27
Verdelho	533.74	1,750.00	0.00	0.00	0.00	2,100.00	425.00	649.33	639.66
Vermentino *	555.61	0.00	0.00	0.00	0.00	2,178.20	0.00	952.95	1,035.71
Vernaccia	0.00	0.00	0.00	0.00	0.00	0.00	0.00	2,186.89	2,605.41
Viognier	486.18	433.77	446.98	0.00	1,200.00	1,714.42	604.04	641.87	706.39
White Riesling *	475.28	398.06	0.00	0.00	0.00	1,664.94	605.03	698.12	702.89
Other White ¹	424.79	0.00	99.00	189.94	1,431.58	1,504.88	367.48	247.89	314.97
Total White	513.76	450.09	319.08	320.64	1,377.78	1,891.98	581.16	554.74	589.51

**TABLE 6: WEIGHTED AVERAGE GROWER RETURNS PER TON DELIVERED BASIS PURCHASED FOR
WINE, CONCENTRATE, JUICE, VINEGAR, AND BEVERAGE BRANDY BY CALIFORNIA PROCESSORS
FROM THE 2020 CROP BY TYPE, VARIETY, AND REPORTING DISTRICT WHERE GROWN, WITH COMPARISONS**

Type and Variety	1	2	3	4	5	6	7	8	9	10
	Dollars									
WINE GRAPES (RED):										
Aglianico	0.00	0.00	3,625.00	0.00	3,000.00	0.00	0.00	1,399.25	1,000.00	1,864.29
Aleatico	0.00	0.00	2,797.70	3,200.00	0.00	0.00	0.00	0.00	0.00	0.00
Alicante Bouschet *	0.00	0.00	3,125.83	0.00	0.00	1,182.60	0.00	1,926.44	2,000.00	1,611.38
Alvarinho	0.00	0.00	0.00	0.00	0.00	0.00	0.00	0.00	0.00	0.00
Arinarnoa	0.00	0.00	0.00	0.00	0.00	0.00	0.00	0.00	0.00	0.00
Barbera	1,751.62	1,502.16	3,404.26	0.00	1,539.47	797.82	1,866.67	1,947.44	1,882.55	1,719.43
Blaufraenkisch *	0.00	0.00	0.00	0.00	0.00	0.00	0.00	1,800.00	1,960.00	0.00
Cabernet Dorsa	0.00	0.00	0.00	0.00	0.00	0.00	0.00	0.00	0.00	0.00
Cabernet Franc	2,396.80	2,069.13	3,540.92	7,138.95	1,950.00	2,447.57	1,466.90	3,012.09	1,189.23	1,729.46
Cabernet Sauvignon	1,769.30	1,591.17	2,450.68	6,248.25	1,821.18	1,127.28	916.72	1,503.72	668.21	1,597.48
Carignane	1,401.86	0.00	2,446.20	3,250.00	1,525.64	1,629.12	1,500.00	2,444.27	1,715.39	1,757.78
Carmenere	2,500.00	0.00	2,574.13	0.00	0.00	1,200.00	0.00	5,179.69	0.00	0.00
Centurian	0.00	0.00	0.00	0.00	0.00	0.00	0.00	0.00	0.00	0.00
Charbono	1,802.33	1,500.00	0.00	3,994.45	1,200.00	0.00	0.00	1,777.44	0.00	1,794.19
Ciliegiolo	0.00	0.00	0.00	0.00	0.00	0.00	0.00	0.00	0.00	0.00
Cinsaut *	0.00	2,000.00	2,613.25	5,342.71	0.00	1,150.00	1,233.11	1,981.39	1,907.14	1,714.82
Counoise	0.00	0.00	1,775.71	0.00	0.00	1,700.00	0.00	2,203.70	1,793.16	2,190.48
Dolcetto	1,525.93	0.00	1,966.07	2,400.00	0.00	3,400.00	2,000.00	1,271.11	0.00	1,587.29
Dornfelder	0.00	0.00	0.00	0.00	0.00	0.00	1,500.00	3,492.31	0.00	0.00
Durif	0.00	0.00	0.00	0.00	0.00	0.00	0.00	0.00	1,076.47	0.00
Freisa	2,000.00	0.00	0.00	0.00	0.00	0.00	2,500.00	1,000.00	0.00	0.00
Gamay (Napa) *	1,758.70	0.00	2,084.14	2,271.75	2,017.50	0.00	1,024.07	1,783.82	0.00	2,258.45
Gamay Noir Au Jus Blanc	0.00	0.00	0.00	2,600.00	0.00	0.00	1,800.00	0.00	0.00	2,561.01
Graciano	0.00	0.00	0.00	0.00	1,400.00	0.00	0.00	3,443.30	1,900.00	2,356.60
Grenache *	1,787.39	1,654.11	2,562.53	3,531.59	2,244.36	1,522.07	1,356.19	1,951.17	1,924.64	1,900.92
Grignolino	2,000.00	0.00	0.00	0.00	0.00	0.00	0.00	0.00	0.00	0.00
Lagrein	0.00	0.00	0.00	4,000.00	0.00	0.00	0.00	2,075.33	0.00	1,993.33
Malbec	1,642.84	922.76	2,638.77	4,322.35	3,339.96	1,826.31	1,488.12	1,939.14	647.86	984.93
Merlot	1,191.93	711.23	1,582.40	3,192.28	1,768.47	1,071.65	811.72	1,577.66	533.84	1,754.97
Meunier *	3,900.00	0.00	2,323.92	2,054.50	0.00	0.00	0.00	1,880.00	0.00	0.00
Mission	0.00	0.00	0.00	0.00	0.00	0.00	0.00	500.00	0.00	2,203.27
Monastrell	0.00	0.00	0.00	0.00	0.00	0.00	0.00	3,900.00	0.00	0.00
Montepulciano	2,078.02	660.00	4,325.00	2,000.00	0.00	0.00	2,750.00	1,913.01	0.00	1,323.08
Mourvedre *	2,500.00	1,740.32	2,919.20	2,603.73	2,377.78	1,360.80	2,259.49	2,765.34	2,111.11	1,836.66
Muscat Hamburg *	0.00	0.00	0.00	0.00	0.00	0.00	0.00	0.00	1,300.00	1,200.00
Nebbiolo	2,300.00	0.00	2,500.00	0.00	0.00	3,533.33	0.00	1,800.64	1,250.00	1,747.70
Negrette *	0.00	0.00	0.00	5,728.57	0.00	0.00	2,728.50	0.00	0.00	0.00
Negroamaro	1,804.05	0.00	2,500.00	0.00	0.00	0.00	0.00	2,000.00	1,100.00	2,200.00
Nero D'Avola *	1,853.35	2,000.00	0.00	0.00	0.00	0.00	0.00	2,210.75	0.00	1,263.81
Petit Verdot	1,914.31	2,034.61	3,181.08	4,334.04	0.00	805.63	1,111.30	1,640.62	738.61	1,660.76
Petite Sirah	1,764.32	1,499.70	2,706.06	3,685.39	1,710.03	935.54	1,478.12	1,443.62	721.08	1,418.02
Pinot Noir	2,926.76	1,144.76	3,186.32	2,467.33	856.89	1,293.13	1,524.63	2,363.67	968.70	1,824.10
Pinotage	1,507.02	0.00	0.00	0.00	0.00	0.00	0.00	0.00	0.00	0.00
Primitivo	1,658.32	0.00	2,636.30	0.00	1,725.00	631.98	0.00	1,141.82	1,191.67	1,656.46
Refosco *	0.00	0.00	3,750.00	3,800.00	0.00	3,400.00	0.00	1,571.37	0.00	0.00
Royalty	0.00	0.00	0.00	0.00	0.00	0.00	0.00	0.00	0.00	0.00
Rubired *	0.00	0.00	0.00	0.00	0.00	0.00	0.00	0.00	0.00	0.00
Ruby Cabernet	0.00	0.00	0.00	0.00	0.00	0.00	0.00	0.00	1,900.00	0.00
Sagrantino	0.00	0.00	2,500.00	0.00	0.00	0.00	2,500.00	0.00	0.00	2,045.95
Sangiovese *	1,998.16	1,427.57	2,335.36	3,792.65	1,374.09	1,877.13	1,350.52	2,065.15	1,036.67	1,553.61
Segalin	0.00	0.00	0.00	0.00	0.00	0.00	0.00	0.00	0.00	0.00
Souzao	0.00	0.00	0.00	0.00	0.00	0.00	0.00	3,396.17	0.00	1,525.00
St Laurent	0.00	0.00	2,672.00	2,500.00	0.00	0.00	0.00	0.00	0.00	0.00
Syrah *	1,581.98	1,521.82	2,491.20	3,685.66	2,016.82	1,477.73	1,457.17	2,108.42	750.54	1,750.45
Tannat	2,419.36	0.00	4,298.00	0.00	0.00	0.00	2,000.00	1,537.51	1,430.37	1,538.53
Tempranillo *	1,400.00	1,658.34	2,608.70	4,201.36	1,327.03	1,340.87	1,735.48	1,959.59	640.87	1,793.79
Teroldego	0.00	0.00	0.00	0.00	844.26	734.62	500.00	2,250.00	711.15	1,354.82
Tinta Cao	1,400.00	0.00	0.00	0.00	0.00	0.00	0.00	3,091.10	0.00	1,530.00
Tinta Madeira	0.00	0.00	0.00	0.00	0.00	0.00	0.00	0.00	0.00	0.00
Touriga Nacional *	1,400.00	1,800.00	0.00	0.00	0.00	0.00	0.00	2,214.55	850.00	1,558.77
Trousseau *	4,000.00	1,800.00	3,300.00	0.00	2,000.00	0.00	1,800.00	3,550.00	0.00	1,100.00
Zinfandel	1,654.96	1,282.35	2,636.18	4,006.27	1,558.54	957.36	1,523.71	1,666.45	402.36	1,602.27
Other Red ¹	2,053.24	0.00	3,510.07	5,494.67	2,723.08	643.46	2,255.56	2,061.56	1,650.00	1,394.44
Total Red	1,892.85	1,491.21	2,659.49	5,328.33	1,132.74	1,121.40	1,221.52	1,741.65	696.37	1,601.49
TOTAL WINE	1,499.85	1,315.71	2,417.48	4,577.62	939.56	1,051.80	1,122.28	1,653.40	649.70	1,578.15
TOTAL ALL VARIETIES	1,499.85	1,315.71	2,417.48	4,577.62	939.56	1,051.80	1,122.28	1,653.40	649.70	1,578.20

TABLE 6: WEIGHTED AVERAGE GROWER RETURNS PER TON DELIVERED BASIS PURCHASED FOR WINE, CONCENTRATE, JUICE, VINEGAR, AND BEVERAGE BRANDY BY CALIFORNIA PROCESSORS FROM THE 2020 CROP BY TYPE, VARIETY, AND REPORTING DISTRICT WHERE GROWN, WITH COMPARISONS

Type and Variety	11	12	13	14	15	16	17	2020 State Total	2019 State Total
	Dollars								
WINE GRAPES (RED):									
Aglianico	701.95	990.71	0.00	0.00	0.00	2,467.50	1,417.19	1,384.61	1,515.53
Aleatico	0.00	0.00	0.00	0.00	0.00	2,700.00	0.00	2,841.62	2,649.16
Alicante Bouschet *	413.05	950.00	301.43	0.00	1,133.33	2,250.82	0.00	531.73	544.54
Alvarinho	0.00	0.00	0.00	0.00	0.00	0.00	900.00	900.00	1,183.33
Arimaño	0.00	0.00	300.00	0.00	0.00	0.00	0.00	300.00	227.24
Barbera	650.32	370.88	318.39	364.85	1,200.00	1,743.74	1,278.55	361.27	370.76
Blaufraenkisch *	1,000.00	0.00	0.00	0.00	0.00	0.00	0.00	1,763.56	1,745.00
Cabernet Dorsa	0.00	0.00	300.00	0.00	0.00	0.00	0.00	300.00	159.11
Cabernet Franc	581.28	0.00	299.40	0.00	1,000.00	1,902.92	787.99	2,995.57	3,159.38
Cabernet Sauvignon	621.38	490.74	388.18	329.43	1,487.18	1,784.50	803.00	1,230.96	1,770.86
Carignane	623.06	0.00	294.52	0.00	0.00	1,140.74	452.05	637.73	714.90
Carmenere	900.00	0.00	0.00	0.00	0.00	1,500.00	0.00	2,583.88	1,916.73
Centurian	0.00	0.00	0.00	0.00	0.00	0.00	0.00	0.00	334.18
Charbono	900.00	0.00	0.00	0.00	0.00	0.00	0.00	2,556.97	3,010.25
Ciliegiolo	0.00	0.00	0.00	0.00	0.00	0.00	0.00	0.00	1,047.62
Cinsaut *	1,150.67	0.00	0.00	0.00	1,200.00	1,758.40	0.00	1,532.57	1,661.20
Counoise	890.20	0.00	1,350.00	0.00	0.00	1,600.00	0.00	2,043.45	2,203.48
Dolcetto	800.00	0.00	0.00	0.00	0.00	1,500.00	0.00	1,530.04	1,658.59
Dornfelder	503.04	0.00	0.00	0.00	0.00	0.00	0.00	573.20	285.25
Durif	0.00	0.00	0.00	0.00	0.00	0.00	0.00	1,076.47	1,203.03
Freisa	0.00	0.00	0.00	0.00	0.00	0.00	0.00	2,103.45	1,217.02
Gamay (Napa) *	1,200.00	0.00	925.00	0.00	0.00	0.00	500.00	1,379.32	1,265.21
Gamay Noir Au Jus Blanc	0.00	0.00	0.00	0.00	0.00	0.00	0.00	2,453.40	2,545.79
Graciano	728.77	0.00	0.00	0.00	0.00	0.00	452.05	1,230.82	1,287.02
Grenache *	683.95	484.17	338.01	341.28	994.16	1,716.45	1,242.76	680.02	767.62
Grignolino	0.00	0.00	0.00	0.00	0.00	0.00	0.00	2,000.00	0.00
Lagrein	0.00	0.00	0.00	0.00	0.00	0.00	0.00	2,137.71	1,715.99
Malbec	622.60	319.14	429.55	0.00	1,200.00	1,647.56	957.87	792.82	890.47
Merlot	527.89	481.02	373.84	350.00	1,200.00	1,658.77	607.74	657.85	774.80
Meunier *	0.00	0.00	0.00	0.00	0.00	0.00	0.00	2,142.65	2,265.91
Mission	806.58	1,078.69	241.78	450.00	500.00	0.00	0.00	310.96	301.56
Monastrell	1,750.00	0.00	0.00	0.00	0.00	0.00	0.00	2,155.07	2,236.79
Montepulciano	700.00	562.06	0.00	0.00	0.00	2,454.72	0.00	1,094.88	1,296.53
Mourvedre *	576.61	0.00	536.07	0.00	0.00	1,744.51	1,256.48	1,985.38	2,147.66
Muscat Hamburg *	700.00	532.60	475.00	0.00	0.00	0.00	0.00	521.01	528.28
Nebbiolo	2,000.00	0.00	356.86	0.00	0.00	1,755.56	1,379.17	1,339.98	1,557.83
Negrette *	0.00	0.00	0.00	0.00	0.00	0.00	0.00	3,121.03	2,616.67
Negroamaro	0.00	0.00	0.00	0.00	0.00	1,140.00	0.00	1,782.68	1,268.77
Nero D'Avola *	700.00	1,044.55	3,550.00	0.00	0.00	0.00	0.00	1,397.55	1,378.94
Petit Verdot	615.02	560.51	428.35	0.00	0.00	1,961.36	686.05	809.84	1,090.74
Petite Sirah	672.76	465.37	388.03	423.36	0.00	1,814.25	758.70	817.50	952.39
Pinot Noir	582.71	407.30	338.66	350.00	1,369.23	1,582.39	684.16	1,207.79	1,570.00
Pinotage	1,200.00	0.00	0.00	0.00	0.00	0.00	0.00	1,428.30	1,391.93
Primitivo	673.72	1,196.00	0.00	0.00	0.00	1,488.80	1,272.08	1,371.55	1,281.97
Refosco *	0.00	0.00	0.00	0.00	0.00	0.00	0.00	1,706.49	1,671.92
Royalty	0.00	0.00	0.00	0.00	0.00	0.00	0.00	0.00	475.00
Rubired *	330.43	262.49	275.30	266.57	0.00	0.00	0.00	274.19	266.37
Ruby Cabernet	623.44	278.21	277.76	293.90	0.00	0.00	0.00	284.05	253.99
Sagrantino	1,050.00	990.00	0.00	0.00	0.00	2,525.66	1,400.00	1,606.59	2,045.83
Sangiovese *	612.42	1,000.00	350.14	0.00	1,550.00	1,850.24	500.00	1,310.49	1,706.96
Segalin	0.00	0.00	300.00	0.00	0.00	0.00	0.00	300.00	150.00
Souzao	730.74	0.00	300.00	0.00	0.00	0.00	0.00	362.19	336.10
St Laurent	0.00	0.00	0.00	0.00	0.00	0.00	0.00	2,623.93	2,469.23
Syrah *	511.57	392.47	345.07	306.22	1,637.84	1,632.89	350.00	747.36	885.30
Tannat	513.32	302.04	441.93	0.00	1,800.00	1,389.95	1,275.00	560.95	570.49
Tempranillo *	580.74	300.00	330.86	0.00	1,554.55	1,725.83	1,107.53	514.00	612.28
Teroldego	695.26	573.84	300.00	0.00	0.00	0.00	706.69	652.73	670.34
Tinta Cao	0.00	0.00	302.78	0.00	0.00	2,200.00	0.00	349.17	385.96
Tinta Madeira	0.00	0.00	0.00	0.00	0.00	0.00	0.00	0.00	725.00
Touriga Nacional *	566.82	0.00	295.97	0.00	0.00	2,382.93	0.00	469.06	409.76
Trousseau *	0.00	0.00	0.00	0.00	0.00	0.00	0.00	1,851.13	1,922.85
Zinfandel	594.18	313.70	301.68	332.49	803.43	1,714.29	269.20	519.04	583.37
Other Red ¹	543.85	395.83	300.10	184.28	1,538.46	567.50	550.00	353.08	333.35
Total Red	600.82	444.25	312.08	305.46	894.75	1,767.69	669.38	791.33	1,019.89
TOTAL WINE	572.08	446.63	315.84	314.37	932.35	1,798.33	607.80	679.98	826.56
TOTAL ALL VARIETIES	572.08	446.63	314.25	311.47	932.35	1,798.33	607.80	674.72	811.22

* Synonyms for variety names are shown on Page 5.

¹ Other categories include minor and mixed varieties.

**TABLE 7: TONS OF GRAPES PURCHASED BY CALIFORNIA PROCESSORS AS DISTILLING MATERIAL
OTHER THAN BEVERAGE BRANDY FROM THE 2020 CROP BY TYPE AND VARIETY, WITH COMPARISONS**

Type and Variety	Distilling Material Purchased		Average Degrees Brix Distilling		Average Price Per Ton	
	2020	2019	2020	2019	2020	2019
	Tons		Degrees Brix		Dollars	
RAISIN GRAPES:						
Thompson Seedless	0.0	210.4	0.0	15.1	0.00	120.00
Total Raisin	0.0	210.4	0.0	15.1	0.00	120.00
TABLE GRAPES:						
Other Table ¹	0.0	637.7	0.0	19.3	0.00	120.00
Total Table	0.0	637.7	0.0	19.3	0.00	120.00
WINE GRAPES (WHITE):						
Chardonnay *	0.0	48.0	0.0	20.8	0.00	120.00
Muscat Blanc *	0.0	23.3	0.0	29.8	0.00	125.00
Total White	0.0	71.3	0.0	23.7	0.00	121.63
WINE GRAPES (RED):						
Zinfandel	0.0	469.9	0.0	21.4	0.00	120.00
Total Red	0.0	469.9	0.0	21.4	0.00	120.00
TOTAL WINE	0.0	541.2	0.0	21.7	0.00	120.22
TOTAL ALL VARIETIES	0.0	1,389.3	0.0	19.6	0.00	120.08

* Synonyms for variety names are shown on Page 5.

¹ Other categories include minor and mixed varieties.

TABLE 8: BASE PRICE PAID TO GROWERS FOR GRAPES CRUSHED AND DELIVERED TO CALIFORNIA PROCESSORS FROM THE 2020 CROP WITH BRIX FACTORS AND PURCHASED TONNAGE, BY TYPE, VARIETY, REPORTING DISTRICT WHERE GROWN, AND WEIGHTED AVERAGE BASE PRICE

District, Type, and Variety	Base Price	Brix	Tons	District, Type, and Variety	Base Price	Brix	Tons
	Per Ton	Factors			Per Ton	Factors	
	Dollars	Code ^a			Dollars	Code ^a	
DISTRICT 1					1,900.00	000100	37.4
WINE GRAPES (WHITE)					2,000.00	000100	11.8
Albarino	2,200.00	000100	0.9		2,054.21	005805	9.1
Wtd. Avg. Base & Total Tons	2,200.00		0.9		2,300.00	000100	1.8
					2,400.00	000100	7.4
Arneis	1,600.00	020800	6.4		2,400.00	017000	3.9
	1,900.00	000100	0.8		2,414.55	000100	8.8
	2,000.00	000100	9.9		2,500.00	000100	5.8
	2,100.00	000100	1.0		2,500.00	017000	21.6
Wtd. Avg. Base & Total Tons	1,859.67		18.1		2,550.00	000100	8.8
					2,700.00	000100	5.7
Chardonnay *	331.96	013600	38.1		2,700.00	017000	2.1
	398.35	013600	39.6		2,800.00	000100	1.6
	500.00	000100	219.2		3,000.00	000100	7.4
	525.00	024500	81.6		3,000.00	013600	1.0
	575.00	000100	62.4		3,000.00	017000	2.0
	600.00	000100	445.5		3,300.00	012880	1.6
	600.00	024500	1,275.8		3,300.00	013100	24.0
	700.00	000100	69.9		3,400.00	000100	19.8
	700.00	024500	85.9		3,557.78	000100	17.3
	707.09	024500	24.0		3,953.52	000100	7.4
	772.48	024500	23.5		4,000.00	000100	5.8
	787.36	000100	14.0		4,681.80	000100	5.3
	800.00	024500	367.8		5,202.00	000100	13.8
	816.35	000100	103.0		6,000.00	000100	2.9
	975.00	013600	31.1		6,174.00	000100	4.2
	1,000.00	000100	375.2	Wtd. Avg. Base & Total Tons	1,152.86		13,850.6
	1,000.00	013600	426.6				
	1,000.00	024500	2,942.9	Chenin Blanc	1,100.00	000100	9.8
	1,100.00	024500	121.7		1,450.00	000100	24.2
	1,200.00	000100	429.3		1,633.90	000100	16.9
	1,200.00	013600	5.1		1,800.00	018850	8.0
	1,200.00	024500	1,018.8		2,000.00	013200	8.3
	1,200.00	059693	71.7		2,150.00	000100	4.4
	1,250.00	000100	269.9		2,150.00	010600	4.0
	1,250.00	059693	31.2		2,200.00	000100	5.0
	1,295.05	024500	83.1		2,525.00	000100	9.9
	1,300.00	000100	173.2		3,600.00	010700	1.8
	1,300.00	013800	27.0	Wtd. Avg. Base & Total Tons	1,787.87		92.3
	1,300.00	024500	119.4				
	1,325.65	024500	107.9	Cortese	2,000.00	000100	7.4
	1,327.84	000100	222.1	Wtd. Avg. Base & Total Tons	2,000.00		7.4
	1,332.98	000100	192.5				
	1,338.75	000100	38.5	Fiano	2,200.00	000100	0.6
	1,338.75	007800	101.3	Wtd. Avg. Base & Total Tons	2,200.00		0.6
	1,350.00	000100	74.3				
	1,350.00	024500	139.0	French Colombard	1,100.00	000100	9.8
	1,361.63	019000	391.9		1,200.00	000100	5.6
	1,364.59	000100	12.3		1,272.15	007900	77.6
	1,375.00	000100	15.8		1,400.00	000100	18.8
	1,375.00	021200	193.2		1,400.00	013600	1.0
	1,391.25	007800	20.5	Wtd. Avg. Base & Total Tons	1,276.05		112.8
	1,400.00	000100	253.1				
	1,400.00	021200	419.3	Gewurztraminer	650.00	048175	18.9
	1,400.00	054870	95.4		1,800.00	017200	3.7
	1,400.00	059693	33.1		1,965.00	000100	52.6
	1,434.02	000100	141.7		2,000.00	000100	9.5
	1,450.00	021200	223.8		2,100.00	000100	2.8
	1,461.58	000100	95.5		2,150.00	000100	13.5
	1,498.25	000100	206.5		2,200.00	000100	2.2
	1,499.00	000100	108.6		2,500.00	000100	17.7
	1,500.00	000100	132.0		2,500.00	017000	9.7
	1,545.51	000100	334.6		2,576.48	000100	15.1
	1,550.00	000100	38.3	Wtd. Avg. Base & Total Tons	1,979.78		145.7
	1,581.00	000100	83.6				
	1,600.00	000100	276.1	Grenache Blanc	2,200.00	000100	1.6
	1,611.58	000100	184.4		4,000.00	000100	4.0
	1,650.00	000100	5.6	Wtd. Avg. Base & Total Tons	3,485.71		5.6
	1,662.65	000100	31.2				
	1,679.52	000100	66.0	Grenache Gris	2,700.00	005805	5.7
	1,750.00	000100	77.2	Wtd. Avg. Base & Total Tons	2,700.00		5.7
	1,800.00	000100	300.5				
	1,850.00	000100	20.0				

TABLE 8: BASE PRICE PAID TO GROWERS FOR GRAPES CRUSHED AND DELIVERED TO CALIFORNIA PROCESSORS FROM THE 2020 CROP WITH BRIX FACTORS AND PURCHASED TONNAGE, BY TYPE, VARIETY, REPORTING DISTRICT WHERE GROWN, AND WEIGHTED AVERAGE BASE PRICE

District, Type, and Variety	Base Price	Brix	Tons	District, Type, and Variety	Base Price	Brix	Tons
	Per Ton	Factors			Per Ton	Factors	
	Dollars	Code ^a			Dollars	Code ^a	
DISTRICT 1 (Cont'd)					1,637.00	000100	6.1
Gruner Veltliner	1,500.00	000100	1.6		1,645.06	000100	133.8
	2,000.00	000100	2.4		1,650.00	000100	17.3
	2,000.00	017000	0.8		1,800.00	000100	196.5
	2,200.00	000100	1.0		1,800.00	017400	2.5
Wtd. Avg. Base & Total Tons	1,896.55		5.8		1,800.00	019100	22.5
Marsanne	1,900.00	000100	2.5		1,900.00	013100	3.7
	2,000.00	000100	1.1		2,000.00	000100	6.6
	4,300.00	000100	3.3		2,000.00	010700	4.8
	3,063.77		6.9		2,100.00	000100	5.6
Wtd. Avg. Base & Total Tons					2,500.00	000100	1.0
Muscat Blanc *	250.16	013600	14.0		2,500.00	013100	3.1
	550.00	000100	64.2	Wtd. Avg. Base & Total Tons	2,700.00	000100	3.1
	1,100.00	013600	5.8		1,385.77		1,812.9
	1,200.00	000100	3.9				
Wtd. Avg. Base & Total Tons	689.35		98.4	Sauvignon Musque	1,400.00	000100	2.8
Muscat Orange	1,400.00	000100	5.2	Wtd. Avg. Base & Total Tons	1,400.00		2.8
	1,755.00	000100	9.6				
	1,850.00	024500	22.0	Semillon	900.00	000100	1.1
	1,761.63		36.8		1,200.00	000100	0.6
Wtd. Avg. Base & Total Tons					1,555.59	000100	22.0
Picpoul Blanc	2,000.00	000100	0.5		1,650.00	000100	1.7
	4,100.00	000100	0.5		1,800.00	019100	9.5
	3,050.00		1.0		2,000.00	000100	1.1
					2,200.00	000100	0.5
Wtd. Avg. Base & Total Tons					3,000.00	000100	2.7
Pinot Blanc	1,300.00	013100	15.7	Wtd. Avg. Base & Total Tons	1,715.25		39.2
	1,400.00	000100	9.9				
	1,800.00	000100	46.1	Tocai Friulano	1,300.00	000100	16.8
	1,825.00	000100	5.3		2,000.00	000100	6.4
Wtd. Avg. Base & Total Tons	1,657.03		78.6	Wtd. Avg. Base & Total Tons	1,493.10		23.2
Pinot Gris *	1,200.00	000100	39.9				
	1,474.00	000100	19.8	Vermentino *	1,500.00	000100	1.7
	1,700.00	000100	8.2		2,000.00	000100	4.1
	1,950.00	016800	3.2	Wtd. Avg. Base & Total Tons	1,853.45		5.8
	2,000.00	000100	29.5				
	2,100.00	000100	8.3	Viognier	950.00	000100	10.4
	2,200.00	000100	1.5		975.00	000100	22.7
	2,300.00	000100	4.0		1,000.00	000100	51.3
	2,520.00	005805	8.5		1,200.00	000100	5.7
	2,700.00	000100	1.1		1,300.00	000100	106.0
	2,800.00	000100	7.3		1,375.00	000100	36.4
Wtd. Avg. Base & Total Tons	1,759.37		131.3		1,500.00	013600	24.4
Roussanne	1,300.00	000100	17.0		1,600.00	000100	2.8
	1,900.00	000100	2.5		1,800.00	013600	2.1
	1,376.92		19.5		1,800.00	024500	1.1
					1,850.00	043600	1.3
Wtd. Avg. Base & Total Tons					2,000.00	000100	3.0
Sauvignon Blanc	200.00	000100	4.6		2,200.00	000100	1.4
	1,000.00	000100	253.3		2,200.00	021000	1.2
	1,100.00	000100	30.6	Wtd. Avg. Base & Total Tons	4,300.00	000100	2.9
	1,100.00	013600	8.8		1,288.73		272.7
	1,100.00	020800	107.1				
	1,200.00	000100	41.0	White Riesling *	1,250.00	000100	5.0
	1,200.00	013600	30.7		1,450.00	022900	2.0
	1,200.00	044480	113.1		1,800.00	013600	2.1
	1,225.00	000100	29.1		2,000.00	000100	25.2
	1,300.00	000100	194.6		2,250.00	000100	2.2
	1,350.00	000100	75.0		2,300.00	017000	1.9
	1,387.67	000100	149.2		2,376.55	000100	13.1
	1,400.00	000100	13.6	Wtd. Avg. Base & Total Tons	3,000.00	000100	7.5
	1,400.00	048594	66.6		2,140.39		59.0
1,420.00	000100	35.3	Other White ^b	2,000.00	000100	2.2	
1,500.00	000100	12.2		2,200.00	000100	0.8	
1,525.69	000100	37.9	Wtd. Avg. Base & Total Tons	2,053.33		3.0	
1,551.00	000100	67.3					
1,580.34	017200	16.8	WINE GRAPES (RED)				
1,600.00	000100	113.4	Barbera	1,000.00	000100	1.1	
1,600.00	013100	6.1		1,200.00	000100	15.7	
				1,350.00	000100	4.1	
				1,600.00	024500	1.1	
				1,650.00	000100	12.2	

TABLE 8: BASE PRICE PAID TO GROWERS FOR GRAPES CRUSHED AND DELIVERED TO CALIFORNIA PROCESSORS FROM THE 2020 CROP WITH BRIX FACTORS AND PURCHASED TONNAGE, BY TYPE, VARIETY, REPORTING DISTRICT WHERE GROWN, AND WEIGHTED AVERAGE BASE PRICE

District, Type, and Variety	Base Price	Brix	Tons	District, Type, and Variety	Base Price	Brix	Tons
	Per Ton	Factors			Per Ton	Factors	
	Dollars	Code ^a			Dollars	Code ^a	
DISTRICT 1 (Cont'd)					1,300.00	000100	16.9
Barbera (Cont'd)	1,700.00	000100	6.4		1,350.00	000100	21.3
	1,700.00	027600	7.1		1,412.49	000100	2.3
	1,800.00	000100	2.5		1,412.49	013600	23.8
	1,989.79	000100	13.8		1,500.00	000100	32.4
	2,000.00	000100	32.7		1,525.00	000100	27.8
	2,100.00	000100	4.9		1,561.34	000100	14.6
Wtd. Avg. Base & Total Tons	1,751.62		101.6		1,600.00	000100	17.7
					1,600.00	013600	2.5
Cabernet Franc	1,800.00	013600	4.5		1,650.00	000100	1.4
	2,500.00	019100	3.4		1,675.00	000100	5.6
	2,800.00	000100	2.2		1,750.00	017600	3.4
	3,000.00	017400	2.4		1,800.00	000100	77.1
Wtd. Avg. Base & Total Tons	2,396.80		12.5		1,800.00	005805	4.0
					1,900.00	000100	1.9
Cabernet Sauvignon	497.45	013600	18.0		1,950.00	000100	15.0
	750.00	000100	37.7		2,000.00	000100	23.1
	1,000.00	000100	150.7		2,200.00	000100	7.8
	1,000.00	013600	4.3		2,200.00	013100	1.0
	1,100.00	013600	1.7		2,500.00	000100	4.9
	1,125.00	000100	278.2	Wtd. Avg. Base & Total Tons	1,401.86		566.6
	1,150.00	000100	70.9				
	1,200.00	000100	168.9	Carmenere	2,500.00	019100	0.5
	1,250.00	000100	3.9	Wtd. Avg. Base & Total Tons	2,500.00		0.5
	1,300.00	013600	4.2				
	1,400.00	013600	185.9	Charbono	1,000.00	013600	4.5
	1,462.50	000100	42.8		1,732.50	000100	2.7
	1,500.00	000100	98.3		2,080.00	000100	7.4
	1,500.00	013600	11.5		2,500.00	021000	2.5
	1,550.00	000100	68.8	Wtd. Avg. Base & Total Tons	1,802.32		17.1
	1,577.37	000100	2.5				
	1,600.00	000100	4.1	Dolcetto	1,000.00	013600	25.1
	1,650.00	000100	164.1		1,778.45	000100	6.2
	1,700.00	000100	4.7		2,000.00	000100	19.7
	1,800.00	000100	133.9		2,100.00	000100	4.0
	1,800.00	013600	0.1	Wtd. Avg. Base & Total Tons	1,525.93		55.0
	1,825.00	000100	142.9				
	1,893.77	000100	174.8	Freisa	2,000.00	000100	0.7
	1,900.00	000100	42.3	Wtd. Avg. Base & Total Tons	2,000.00		0.7
	1,980.00	024500	137.2				
	1,989.79	000100	240.2	Gamay (Napa) *	1,600.00	000100	8.0
	2,000.00	000100	571.7		1,650.00	000100	0.5
	2,000.00	067485	17.4		2,200.00	000100	3.0
	2,050.00	000100	43.9	Wtd. Avg. Base & Total Tons	1,758.70		11.5
	2,100.00	000100	5.3				
	2,102.94	021000	48.2	Grenache *	1,000.00	000100	2.3
	2,103.16	000100	85.6		1,000.00	013600	2.2
	2,129.00	000100	82.4		1,100.00	013600	12.7
	2,200.00	000100	15.2		1,200.00	000100	10.6
	2,200.00	013600	3.4		1,350.00	013100	14.4
	2,215.30	021200	16.4		1,475.00	025100	32.2
	2,250.00	000100	34.4		1,500.00	000100	8.3
	2,300.00	000100	62.3		1,500.00	013100	11.0
	2,340.37	000100	89.9		1,600.00	000100	42.3
	2,400.00	000100	16.7		1,650.00	000100	5.0
	2,403.16	000100	14.5		1,700.00	000100	23.6
	2,500.00	000100	55.0		1,750.00	000100	1.8
	2,500.00	019100	9.9		1,800.00	000100	7.9
	2,800.00	017400	2.2		1,850.00	017000	17.9
	3,500.00	017400	2.0		1,900.00	000100	7.5
	4,023.00	000100	71.4		2,000.00	000100	7.2
	4,500.00	000100	3.5		2,021.25	000100	2.4
Wtd. Avg. Base & Total Tons	1,784.57		3,443.9		2,200.00	000100	7.2
					2,200.00	017000	5.5
Carignane	353.12	013600	3.2		2,235.65	000100	16.6
	412.35	013600	5.8		2,300.00	000100	11.8
	1,000.00	013600	64.9		2,500.00	000100	3.7
	1,100.00	000100	11.7		2,500.00	017400	3.0
	1,100.00	013600	51.5		2,500.00	025300	0.7
	1,125.00	000100	29.4		2,800.00	000100	7.8
	1,200.00	000100	87.0		3,000.00	024800	2.8
	1,250.00	000100	3.1		3,200.00	000100	2.3
	1,275.00	000100	5.5		3,500.00	000100	1.6

TABLE 8: BASE PRICE PAID TO GROWERS FOR GRAPES CRUSHED AND DELIVERED TO CALIFORNIA PROCESSORS FROM THE 2020 CROP WITH BRIX FACTORS AND PURCHASED TONNAGE, BY TYPE, VARIETY, REPORTING DISTRICT WHERE GROWN, AND WEIGHTED AVERAGE BASE PRICE

District, Type, and Variety	Base Price	Brix	Tons	District, Type, and Variety	Base Price	Brix	Tons
	Per Ton	Factors			Per Ton	Factors	
	Dollars	Code ^a			Dollars	Code ^a	
DISTRICT 1 (Cont'd)				Petite Sirah			
Grenache * (Cont'd)	3,900.00	000100	2.7		500.00	070512	19.2
Wtd. Avg. Base & Total Tons	1,787.39		275.0		650.00	000100	7.6
					900.00	000100	2.1
					1,000.00	000100	79.8
Grignolino	2,000.00	000100	1.2		1,000.00	013600	78.4
Wtd. Avg. Base & Total Tons	2,000.00		1.2		1,272.00	000100	2.4
					1,387.50	000100	28.9
Malbec	1,200.00	000100	1.0		1,400.00	001900	19.0
	1,200.00	013600	10.4		1,446.54	000100	12.2
	1,400.00	013600	19.9		1,500.00	000100	0.7
	1,400.00	024500	2.4		1,600.00	000100	6.4
	1,700.00	000100	8.1		1,600.00	067485	12.1
	1,800.00	000100	5.7		1,625.00	000100	17.2
	1,842.31	000100	4.3		1,625.00	069227	22.5
	2,500.00	019100	8.0		1,700.00	000100	32.3
	3,032.67	000100	1.0		1,725.00	000100	23.5
Wtd. Avg. Base & Total Tons	1,642.84		60.8		1,742.25	052025	32.1
					1,750.00	000100	31.9
Merlot	500.00	000100	121.7		1,767.50	000100	10.4
	921.50	000100	49.4		1,800.00	000100	6.2
	1,000.00	000100	40.3		1,800.00	024500	56.7
	1,000.00	013600	139.8		1,876.39	000100	4.7
	1,100.00	013600	109.7		1,896.02	000100	70.8
	1,200.00	000100	61.0		1,934.00	000100	2.9
	1,200.00	013600	36.7		1,943.70	000100	73.4
	1,200.00	070430	19.7		1,998.00	000100	23.9
	1,300.00	000100	29.3		2,000.00	000100	23.3
	1,338.36	000100	57.8		2,000.00	017600	1.0
	1,340.63	000100	105.6		2,000.00	024500	4.0
	1,350.00	000100	62.7		2,037.14	023100	24.1
	1,352.71	000100	5.6		2,086.27	000100	10.1
	1,400.00	000100	28.5		2,350.00	000100	1.2
	1,500.00	000100	19.3		2,450.00	013600	2.0
	1,550.00	000100	69.4		2,500.00	000100	1.1
	1,700.00	000100	1.4		2,650.00	000100	6.6
	2,100.00	013600	3.0		2,850.00	024500	4.4
	2,473.00	000100	46.7		2,950.00	029620	28.5
	2,500.00	019100	2.4		3,000.00	003200	7.0
Wtd. Avg. Base & Total Tons	1,191.93		1,010.0		3,000.00	024800	5.1
					3,024.00	029620	20.0
Meunier *	3,900.00	000100	0.2		3,085.90	029620	12.0
Wtd. Avg. Base & Total Tons	3,900.00		0.2		3,151.18	025100	26.6
				Wtd. Avg. Base & Total Tons	1,760.57		854.3
Montepulciano	2,000.00	000100	2.0				
	2,100.00	000100	7.1				
Wtd. Avg. Base & Total Tons	2,078.02		9.1	Pinot Noir	200.00	000100	124.2
					600.00	000100	27.6
Mourvedre *	2,500.00	000100	0.9		700.00	000100	69.4
Wtd. Avg. Base & Total Tons	2,500.00		0.9		1,000.00	000100	11.8
					1,000.00	024500	9.5
Nebbiolo	2,300.00	000100	18.4		1,250.00	000100	187.8
	2,300.00	024500	1.0		1,355.55	000100	38.0
Wtd. Avg. Base & Total Tons	2,300.00		19.4		1,400.00	000100	15.4
					1,400.00	013600	18.2
Negroamaro	1,500.00	000100	2.7		1,450.00	000100	283.9
	1,800.00	000100	2.1		1,700.00	000100	10.9
	1,934.00	000100	1.6		1,750.00	000100	59.0
	2,100.00	000100	2.1		1,800.00	000100	77.6
Wtd. Avg. Base & Total Tons	1,804.05		8.5		1,840.00	000100	10.1
					2,000.00	000100	11.9
Nero D'Avola *	1,272.00	000100	5.0		2,080.00	000100	12.7
	1,934.00	000100	7.6		2,100.00	000100	23.9
	2,100.00	000100	9.3		2,200.00	000100	11.9
Wtd. Avg. Base & Total Tons	1,853.35		21.9		2,250.00	000100	54.6
					2,250.00	013600	3.9
Petit Verdot	1,800.00	000100	33.0		2,262.37	000100	95.8
	1,874.34	021000	1.4		2,400.00	000100	1.4
	1,908.03	000100	3.0		2,500.00	000100	46.2
	2,500.00	019100	4.9		2,500.00	017000	2.1
	3,000.00	017400	0.9		2,650.00	000100	10.7
Wtd. Avg. Base & Total Tons	1,914.31		43.2		2,700.00	000100	15.5
					2,800.00	000100	2.2
					2,800.00	013600	0.7
					3,000.00	000100	58.1
					3,000.00	017000	2.3

TABLE 8: BASE PRICE PAID TO GROWERS FOR GRAPES CRUSHED AND DELIVERED TO CALIFORNIA PROCESSORS FROM THE 2020 CROP WITH BRIX FACTORS AND PURCHASED TONNAGE, BY TYPE, VARIETY, REPORTING DISTRICT WHERE GROWN, AND WEIGHTED AVERAGE BASE PRICE

District, Type, and Variety	Base Price	Brix	Tons	District, Type, and Variety	Base Price	Brix	Tons
	Per Ton	Factors			Per Ton	Factors	
	Dollars	Code ^a			Dollars	Code ^a	
DISTRICT 1 (Cont'd)							
Pinot Noir (Cont'd)	3,000.00	022620	3.9	Primitivo	1,600.00	000100	3.8
	3,012.00	000100	10.0		1,618.98	000100	22.1
	3,050.00	000100	23.8		1,800.00	000100	7.7
	3,141.00	000100	59.0	Wtd. Avg. Base & Total Tons	1,658.32		33.6
	3,150.00	005805	1.0	Sangiovese *	1,300.00	013600	20.3
	3,200.00	000100	35.0		1,600.00	000100	3.5
	3,350.00	000100	11.8		1,700.00	000100	1.6
	3,400.00	000100	7.6		1,929.92	000100	18.3
	3,450.00	000100	15.1		2,000.00	000100	13.2
	3,500.00	000100	47.4		2,000.00	024500	4.0
	3,500.00	013100	3.3		2,050.00	000100	1.0
	3,600.00	000100	9.7		2,100.00	000100	3.9
	3,600.00	013600	6.9	Wtd. Avg. Base & Total Tons	2,500.00	000100	33.5
	3,600.00	017000	2.2		1,998.16		99.3
	3,687.91	000100	39.7	Syrah *	200.00	000100	24.3
	3,703.64	013600	5.0		412.35	013600	4.3
	3,750.00	000100	93.8		492.06	013600	24.7
	3,900.00	000100	7.2		1,000.00	000100	20.5
	3,900.00	017200	30.6		1,000.00	013600	18.4
	3,944.51	000100	15.4		1,091.58	000100	65.7
	4,000.00	000100	49.8		1,200.00	000100	47.8
	4,000.00	017000	2.0		1,300.00	013600	21.0
	4,000.00	017200	6.2		1,350.00	021000	5.9
	4,000.00	021000	1.4		1,400.00	000100	6.9
	4,057.56	000100	9.8		1,400.00	017400	2.8
	4,161.92	000100	8.5		1,500.00	000100	32.8
	4,300.00	000100	10.0		1,500.00	013600	30.6
	4,338.96	000100	3.6		1,562.76	000100	43.9
	4,377.50	000100	156.0		1,583.48	000100	46.2
	4,400.00	000100	11.9		1,599.04	023100	17.7
	4,400.00	017400	3.3		1,649.41	000100	13.9
	4,400.00	017800	6.0		1,700.00	000100	39.7
	4,400.00	021000	2.3		1,800.00	000100	8.7
	4,500.00	000100	13.5		1,800.00	013600	0.4
	4,500.00	013600	3.8		1,850.00	013100	3.3
	4,500.00	021000	6.2		1,900.00	000100	12.7
	4,800.00	013600	1.4		2,000.00	000100	1.0
	4,928.00	017600	4.9		2,200.00	024500	5.2
	4,930.00	000100	18.3		2,256.16	029620	32.7
	5,000.00	000100	14.9		2,400.00	000100	1.5
	5,100.00	000100	6.9		2,400.00	025300	0.8
	5,300.00	024800	5.3		2,500.00	017200	7.1
	5,500.00	024300	5.0		2,800.00	000100	0.8
	5,700.00	000100	11.4		2,800.00	008300	1.0
	5,745.36	000100	12.4		2,850.00	000100	2.5
	5,962.00	000100	11.6		2,850.00	013600	1.1
	6,000.00	000100	4.1		2,950.00	029620	33.5
	6,000.00	013600	5.8		3,000.00	024800	4.9
	6,000.00	017200	36.6		3,200.00	000100	11.5
	6,120.00	000100	6.5		3,500.00	000100	1.7
	6,153.85	000100	6.5		3,600.00	000100	10.4
	6,300.00	017200	25.8		4,500.00	010700	1.5
	6,364.14	000100	9.8	Wtd. Avg. Base & Total Tons	1,581.98		609.4
	6,500.00	000100	61.5	Tannat	1,200.00	000100	1.0
	6,500.00	024300	3.0		3,000.00	000100	2.1
	6,590.00	000100	4.4	Wtd. Avg. Base & Total Tons	2,419.35		3.1
	6,696.00	000100	22.4	Tempranillo *	1,400.00	000100	2.4
	7,000.00	000100	10.9	Wtd. Avg. Base & Total Tons	1,400.00		2.4
	7,000.00	013600	5.7	Tinta Cao	1,400.00	000100	0.6
	7,000.00	017200	5.2	Wtd. Avg. Base & Total Tons	1,400.00		0.6
	7,000.00	020800	4.2	Touriga Nacional *	1,400.00	000100	7.8
	7,808.00	000100	7.7	Wtd. Avg. Base & Total Tons	1,400.00		7.8
	7,891.00	000100	7.7	Trousseau *	4,000.00	000100	0.8
	7,961.00	000100	17.0	Wtd. Avg. Base & Total Tons	4,000.00		0.8
	8,000.00	000100	4.8				
	9,005.00	000100	9.3				
	9,454.00	000100	4.8				
Wtd. Avg. Base & Total Tons	2,963.21		2,375.8				
Pinotage	1,507.02	000100	2.9				
Wtd. Avg. Base & Total Tons	1,507.02		2.9				

TABLE 8: BASE PRICE PAID TO GROWERS FOR GRAPES CRUSHED AND DELIVERED TO CALIFORNIA PROCESSORS FROM THE 2020 CROP WITH BRIX FACTORS AND PURCHASED TONNAGE, BY TYPE, VARIETY, REPORTING DISTRICT WHERE GROWN, AND WEIGHTED AVERAGE BASE PRICE

District, Type, and Variety	Base Price	Brix	Tons	District, Type, and Variety	Base Price	Brix	Tons
	Per Ton	Factors			Per Ton	Factors	
	Dollars	Code ^a			Dollars	Code ^a	
DISTRICT 1 (Cont'd)				DISTRICT 2			
Zinfandel	500.00	000100	149.0	WINE GRAPES (WHITE)			
	500.00	070512	27.2	Chardonnay *	300.00	000100	127.7
	625.00	070512	76.7		1,150.00	000100	42.7
	700.00	070512	133.8		1,200.00	000100	472.6
	900.00	000100	1.2		1,200.00	020800	246.4
	987.50	000100	146.7		1,412.19	000100	91.9
	1,000.00	000100	45.4		1,425.00	063590	91.5
	1,000.00	013600	62.6		1,429.83	000100	43.8
	1,000.00	020800	80.3		1,500.00	000100	66.0
	1,100.00	000100	53.5	Wtd. Avg. Base & Total Tons	1,160.16		1,182.6
	1,100.00	013600	152.4				
	1,200.00	000100	50.7	Chenin Blanc	1,100.00	013600	1.5
	1,200.00	013100	3.4	Wtd. Avg. Base & Total Tons	1,100.00		1.5
	1,200.00	013600	46.9				
	1,272.00	000100	4.6	Gewurztraminer	1,800.00	000100	58.8
	1,300.00	070430	2.6	Wtd. Avg. Base & Total Tons	1,800.00		58.8
	1,350.00	070430	80.8				
	1,400.00	000100	80.1	Grenache Blanc	2,100.00	000100	0.8
	1,400.00	001900	6.5	Wtd. Avg. Base & Total Tons	2,100.00		0.8
	1,450.00	000100	74.0				
	1,466.22	000100	22.2	Muscat Blanc *	300.00	000100	37.7
	1,500.00	000100	38.7		940.00	021000	10.3
	1,500.00	024500	38.1		950.00	000100	33.1
	1,500.00	069445	11.3		1,000.00	000100	4.2
	1,500.00	070430	8.8		1,100.00	017000	1.5
	1,550.00	070512	69.5		1,200.00	020900	47.1
	1,556.00	000100	6.6		1,337.58	054870	39.4
	1,575.00	000100	30.0	Wtd. Avg. Base & Total Tons	966.58		173.3
	1,575.00	067485	22.8				
	1,600.00	000100	47.8	Pinot Gris *	1,125.00	000100	53.4
	1,600.00	024500	22.4		1,250.00	000100	76.8
	1,625.00	000100	116.2	Wtd. Avg. Base & Total Tons	1,198.73		130.2
	1,641.25	000100	12.3				
	1,655.30	000100	23.5	Roussanne	1,250.00	000100	20.9
	1,698.76	000100	35.4		1,500.00	000100	8.3
	1,700.00	000100	9.3		1,750.00	021000	2.2
	1,705.34	000100	8.2	Wtd. Avg. Base & Total Tons	1,351.11		31.4
	1,725.00	000100	196.0				
	1,732.50	000100	6.3	Sauvignon Blanc	300.00	000100	633.8
	1,737.41	013600	15.0		500.00	000100	103.2
	1,737.78	000100	90.8		600.00	000100	81.6
	1,742.25	052025	13.9		750.00	000100	25.3
	1,780.00	000100	41.5		786.13	015700	43.3
	1,800.00	000100	76.6		850.00	000100	39.9
	1,868.00	000100	62.5		900.00	000100	106.7
	1,875.00	000100	22.8		900.00	010700	541.8
	1,881.43	000100	80.8		900.00	011300	38.7
	1,887.00	000100	11.0		900.00	013400	154.2
	1,900.00	000100	45.0		950.00	000100	103.7
	2,000.00	000100	30.4		950.00	013600	46.6
	2,500.00	000100	41.7		1,000.00	000100	465.5
	2,500.00	003200	51.4		1,000.00	013600	276.2
	2,550.00	011600	1.0		1,000.00	020800	9.3
	2,800.00	000100	29.9		1,050.00	000100	40.3
	2,800.00	024500	36.9		1,100.00	000100	472.6
	2,950.00	029620	24.5		1,100.00	001000	23.0
	3,128.41	000100	2.1		1,100.00	009400	737.6
	3,150.00	000100	8.4		1,100.00	011100	120.7
	3,400.00	000100	10.2		1,100.00	013600	68.3
	3,500.00	000100	7.3		1,100.00	021000	106.6
	4,000.00	000100	17.0		1,100.00	044480	108.5
	4,200.00	000100	20.0		1,125.00	000100	509.4
	4,500.00	000100	10.2		1,150.00	011100	231.7
	5,278.60	000100	80.0		1,175.00	020800	322.9
	5,304.50	000100	40.1		1,175.00	048594	23.8
Wtd. Avg. Base & Total Tons	1,654.34		2,874.8		1,200.00	000100	466.4
					1,200.00	017400	15.4
Other Red ^b	1,400.00	000100	1.9		1,200.00	021200	93.3
	2,000.00	000100	3.5		1,200.00	044480	24.5
	2,097.23	000100	1.0		1,225.00	000100	175.3
	2,100.00	012882	4.0		1,225.00	020800	102.0
	2,133.00	000100	15.0				
Wtd. Avg. Base & Total Tons	2,053.24		25.4				

TABLE 8: BASE PRICE PAID TO GROWERS FOR GRAPES CRUSHED AND DELIVERED TO CALIFORNIA PROCESSORS FROM THE 2020 CROP WITH BRIX FACTORS AND PURCHASED TONNAGE, BY TYPE, VARIETY, REPORTING DISTRICT WHERE GROWN, AND WEIGHTED AVERAGE BASE PRICE

District, Type, and Variety	Base Price	Brix	Tons	District, Type, and Variety	Base Price	Brix	Tons
	Per Ton	Factors			Per Ton	Factors	
	Dollars	Code ^a			Dollars	Code ^a	
DISTRICT 2 (Cont'd)					900.00	000100	65.1
Sauvignon Blanc (Cont'd)	1,225.00	021000	100.3		1,000.00	000100	295.3
	1,246.00	000100	32.6		1,087.90	000100	5.6
	1,247.27	000100	455.7		1,200.00	000100	69.1
	1,250.00	000100	597.8		1,400.00	000100	169.7
	1,250.00	011100	155.2		1,465.79	000100	47.5
	1,250.20	000100	399.8		1,500.00	022900	7.6
	1,262.50	000100	73.9		1,550.00	000100	25.4
	1,270.00	000100	7.9		1,767.50	000100	92.8
	1,300.00	000100	552.7		1,875.00	000100	37.3
	1,300.00	013100	133.3		1,900.00	000100	47.3
	1,300.00	013400	46.2		1,916.23	000100	67.4
	1,300.00	020900	8.3		1,950.00	000100	17.9
	1,305.00	000100	73.8		2,000.00	000100	449.3
	1,308.70	000100	379.9		2,050.00	000100	189.3
	1,310.22	000100	198.0		2,150.00	000100	454.0
	1,325.00	000100	73.0		2,185.00	018100	38.6
	1,347.27	000100	64.5		2,185.00	052025	39.0
	1,350.00	000100	53.3		2,197.38	000100	428.0
	1,350.00	048594	54.7		2,200.00	025100	2.4
	1,400.00	000100	265.2		2,297.90	000100	171.3
	1,400.00	048594	75.8		2,300.00	000100	880.0
	1,450.00	000100	200.0		2,350.00	000100	9.6
	1,500.00	000100	79.0		2,400.00	000100	179.9
	1,500.00	011100	75.2		2,474.61	013600	2.8
	1,619.16	021200	35.9		2,500.00	000100	177.9
	1,650.00	000100	39.7		2,500.00	025300	448.3
	1,700.00	000100	7.9		2,525.00	000100	467.5
	1,781.07	021200	17.4		2,530.00	052025	71.5
	1,800.00	020800	1.8		2,777.50	018100	174.2
	2,000.00	000100	1.4		2,777.50	052025	54.0
Wtd. Avg. Base & Total Tons	1,113.49		10,572.3		2,800.00	000100	83.2
					2,800.00	022900	5.0
Sauvignon Musque	1,500.00	000100	1.5		2,882.46	000100	55.1
Wtd. Avg. Base & Total Tons	1,500.00		1.5		3,000.00	052025	134.9
					3,094.58	000100	41.5
Semillon	950.00	000100	15.0		3,200.00	024500	16.5
	1,325.00	021000	25.8		3,310.14	000100	3.0
	1,500.00	000100	25.8		3,500.00	000100	45.7
Wtd. Avg. Base & Total Tons	1,308.33		66.6		3,500.00	021200	19.6
					5,857.00	000100	1.5
Vermentino *	1,800.00	007800	2.3		6,800.00	000100	18.2
	1,800.00	009100	2.3	Wtd. Avg. Base & Total Tons	1,585.66		8,184.5
Wtd. Avg. Base & Total Tons	1,800.00		4.6				
				Charbono	1,500.00	009000	4.3
Viognier	1,250.00	000100	22.3	Wtd. Avg. Base & Total Tons	1,500.00		4.3
	1,350.00	064047	17.4				
	1,500.00	000100	3.1	Cinsaut *	2,000.00	000100	4.8
	1,750.00	021000	3.1	Wtd. Avg. Base & Total Tons	2,000.00		4.8
Wtd. Avg. Base & Total Tons	1,338.56		45.9				
				Grenache *	1,400.00	000100	1.9
White Riesling *	1,000.00	000100	4.8		1,600.00	000100	61.8
Wtd. Avg. Base & Total Tons	1,000.00		4.8		1,668.58	000100	27.0
					2,600.00	000100	2.3
WINE GRAPES (RED)					2,800.00	000100	1.1
Barbera	1,450.00	024500	8.9	Wtd. Avg. Base & Total Tons	1,654.11		94.1
	1,500.00	000100	46.5				
	1,507.69	013600	1.9	Malbec	85.00	020800	236.0
	1,700.00	000100	2.8		1,400.00	000100	49.9
Wtd. Avg. Base & Total Tons	1,502.16		60.1		1,600.00	000100	40.2
					1,600.00	021000	5.5
Cabernet Franc	660.00	000100	3.0		1,750.00	000100	42.6
	1,400.00	000100	42.8		2,000.00	000100	56.1
	2,000.00	000100	55.1		2,185.00	052025	10.5
	2,185.00	018100	8.3		2,200.00	000100	4.8
	2,777.50	018100	18.4		3,000.00	022900	3.4
	3,000.00	052025	22.0		3,000.00	024500	9.9
Wtd. Avg. Base & Total Tons	2,054.42		149.6	Wtd. Avg. Base & Total Tons	922.19		458.9
Cabernet Sauvignon	100.00	012625	1,499.3	Merlot	85.00	017000	162.8
	200.00	000100	19.8		300.00	000100	123.7
	300.00	000100	837.7		950.00	000100	69.8
Wtd. Avg. Base & Total Tons	475.00	000100	217.9		1,297.92	000100	15.7

TABLE 8: BASE PRICE PAID TO GROWERS FOR GRAPES CRUSHED AND DELIVERED TO CALIFORNIA PROCESSORS FROM THE 2020 CROP WITH BRIX FACTORS AND PURCHASED TONNAGE, BY TYPE, VARIETY, REPORTING DISTRICT WHERE GROWN, AND WEIGHTED AVERAGE BASE PRICE

District, Type, and Variety	Base Price	Brix	Tons	District, Type, and Variety	Base Price	Brix	Tons
	Per Ton	Factors			Per Ton	Factors	
	Dollars	Code ^a			Dollars	Code ^a	
DISTRICT 2 (Cont'd)				Tempranillo *			
Merlot (Cont'd)	1,297.92	070512	49.9		700.00	000100	9.7
	1,400.00	000100	60.2		950.00	000100	19.9
	1,500.00	024500	9.7		1,400.00	000100	2.8
	1,550.00	000100	5.7		1,600.00	000100	18.6
	3,000.00	052025	16.6		1,850.00	011300	2.1
	6,000.00	000100	0.7		1,980.00	000100	0.9
Wtd. Avg. Base & Total Tons	707.20		514.8	Wtd. Avg. Base & Total Tons	3,000.00	052025	17.0
					1,634.39		71.0
Montepulciano	660.00	000100	0.9	Touriga Nacional *			
Wtd. Avg. Base & Total Tons	660.00		0.9		1,800.00	008900	15.5
				Wtd. Avg. Base & Total Tons	1,800.00		15.5
Mourvedre *	1,600.00	000100	36.3	Trousseau *			
	1,750.00	024600	1.8		1,800.00	009100	8.7
	2,069.66	000100	1.0	Wtd. Avg. Base & Total Tons	1,800.00		8.7
	2,800.00	000100	1.0	Zinfandel			
	2,800.00	014100	1.4		70.00	027600	102.1
	2,900.00	000100	1.9		365.00	000100	1.4
Wtd. Avg. Base & Total Tons	1,740.31		43.4		650.00	070512	56.6
					660.00	000100	3.0
Nero D'Avola *	2,000.00	000100	5.3		1,000.00	000100	195.0
Wtd. Avg. Base & Total Tons	2,000.00		5.3		1,100.00	013600	11.0
					1,200.00	024800	49.0
Petit Verdot	1,400.00	000100	43.1		1,300.00	000100	70.9
	2,000.00	000100	32.6		1,400.00	000100	222.6
	2,200.00	024800	11.8		1,500.00	025100	11.8
	3,000.00	052025	24.9		1,600.00	000100	260.7
Wtd. Avg. Base & Total Tons	2,012.46		112.4		1,604.67	013600	43.4
					1,800.00	000100	6.8
Petite Sirah	70.00	024500	331.3		1,838.72	000100	37.0
	1,000.00	000100	54.6		2,000.00	000100	101.6
	1,388.75	018100	11.1	Wtd. Avg. Base & Total Tons	1,282.35		1,172.9
	1,400.00	000100	40.4	DISTRICT 3			
	1,500.00	000100	86.1	WINE GRAPES (WHITE)			
	1,500.00	024800	5.8	Albarino			
	1,500.00	029900	2.5		2,200.00	000100	1.1
	1,550.00	000100	56.6		2,250.00	000100	2.6
	1,600.00	000100	282.2		2,250.00	011300	1.9
	1,700.00	000100	3.2		2,350.00	000100	5.3
	1,800.00	000100	413.1		2,500.00	011300	6.4
	1,850.00	000100	23.6		2,500.00	013100	1.3
	1,890.33	013600	17.1		2,500.00	013600	1.1
	1,900.00	000100	32.0		2,500.00	017600	10.5
	2,000.00	000100	91.2		2,600.00	000100	3.1
	2,000.00	052025	20.0		2,750.00	000100	2.9
	2,200.00	000100	46.4		2,762.00	000100	0.8
	2,777.50	018100	98.0	Wtd. Avg. Base & Total Tons	2,472.83		37.0
	3,000.00	052025	66.2	Chardonnay *			
Wtd. Avg. Base & Total Tons	1,493.81		1,681.4		200.00	000100	26.2
					300.00	000100	1.9
Pinot Noir	70.00	020800	148.4		500.00	000100	8.1
	1,000.00	000100	1.3		525.00	000100	468.6
	1,600.00	000100	16.1		600.00	000100	91.6
	1,800.00	000100	224.0		600.00	024500	33.0
	1,800.00	022900	7.1		700.00	000100	41.7
	3,000.00	000100	0.5		700.00	024500	25.3
Wtd. Avg. Base & Total Tons	1,144.76		397.4		800.00	000100	167.6
					800.00	024500	34.4
Sangiovese *	831.90	000100	3.5		867.88	000100	11.0
	1,566.31	000100	11.1		900.00	000100	23.8
	1,700.00	014000	2.0		1,000.00	000100	1,022.4
Wtd. Avg. Base & Total Tons	1,427.57		16.6		1,000.00	013600	0.9
					1,000.00	024500	129.3
Syrah *	200.00	000100	9.8		1,111.00	018100	2.9
	350.00	000100	3.3		1,200.00	000100	98.4
	1,250.00	000100	124.4		1,200.00	019500	4.9
	1,400.00	000100	142.4		1,200.00	024500	224.1
	1,500.00	000100	10.7		1,300.00	000100	39.1
	1,600.00	000100	119.8		1,312.50	000100	43.0
	1,650.00	000100	46.7		1,375.00	000100	13.3
	1,750.00	000100	1.5		1,387.50	000100	14.0
	2,400.00	000100	6.3		1,425.00	000100	19.5
	2,530.00	052025	42.4				
Wtd. Avg. Base & Total Tons	1,513.46		507.3				

TABLE 8: BASE PRICE PAID TO GROWERS FOR GRAPES CRUSHED AND DELIVERED TO CALIFORNIA PROCESSORS FROM THE 2020 CROP WITH BRIX FACTORS AND PURCHASED TONNAGE, BY TYPE, VARIETY, REPORTING DISTRICT WHERE GROWN, AND WEIGHTED AVERAGE BASE PRICE

District, Type, and Variety	Base Price	Brix	Tons	District, Type, and Variety	Base Price	Brix	Tons
	Per Ton	Factors			Per Ton	Factors	
	Dollars	Code ^a			Dollars	Code ^a	
DISTRICT 3 (Cont'd)					2,200.00	000100	1,067.0
Chardonnay * (Cont'd)	1,450.00	000100	136.5		2,200.00	009500	1.5
	1,500.00	000100	566.9		2,200.00	013600	0.9
	1,500.00	013600	2.6		2,202.52	000100	245.9
	1,500.00	014000	6.3		2,202.62	000100	18.4
	1,500.00	017400	15.2		2,210.53	000100	10.3
	1,500.00	021500	1.2		2,222.00	052025	8.0
	1,500.00	024500	134.4		2,234.04	000100	18.3
	1,600.00	000100	1,034.6		2,250.00	000100	106.2
	1,600.00	017600	9.7		2,250.00	024500	11.5
	1,600.00	024500	62.4		2,277.31	000100	36.0
	1,612.50	000100	197.7		2,283.14	000100	150.8
	1,617.70	000100	179.0		2,283.14	024500	797.5
	1,650.00	000100	47.3		2,283.70	000100	177.1
	1,650.00	024500	302.8		2,287.25	000100	107.0
	1,700.00	000100	440.1		2,300.00	000100	350.2
	1,700.00	017200	68.9		2,300.00	008400	26.6
	1,700.00	024500	51.4		2,300.00	017100	95.4
	1,700.00	052025	26.7		2,300.00	017200	71.2
	1,707.57	000100	34.3		2,300.00	019200	19.6
	1,750.00	000100	469.0		2,304.80	000100	53.4
	1,750.00	024500	21.8		2,308.14	000100	110.4
	1,762.50	000100	48.0		2,327.46	000100	7.4
	1,800.00	000100	963.3		2,334.78	000100	88.4
	1,800.00	020800	14.1		2,335.00	000100	2.7
	1,800.00	024500	346.8		2,340.31	000100	79.2
	1,825.00	000100	47.4		2,343.38	000100	29.7
	1,838.55	000100	1.2		2,350.00	000100	154.8
	1,850.00	000100	463.1		2,350.00	024500	81.9
	1,850.00	007600	18.0		2,355.88	000100	50.3
	1,852.91	021200	50.2		2,361.17	000100	125.8
	1,900.00	000100	625.2		2,363.48	000100	20.2
	1,900.00	007600	23.4		2,366.22	000100	11.1
	1,900.00	024500	75.4		2,367.00	000100	4.7
	1,920.00	000100	2.3		2,368.49	000100	38.3
	1,925.00	000100	2.9		2,368.82	000100	24.4
	1,934.80	000100	59.7		2,369.00	017200	8.9
	1,972.55	000100	1.7		2,370.62	000100	19.7
	2,000.00	000100	798.4		2,375.00	000100	36.4
	2,000.00	013400	5.6		2,386.92	000100	191.9
	2,000.00	017200	120.6		2,387.01	000100	57.3
	2,000.00	017400	25.7		2,387.50	000100	15.5
	2,000.00	021200	47.6		2,391.19	019200	46.6
	2,000.00	022600	19.1		2,394.05	000100	14.1
	2,000.00	024500	186.6		2,395.16	000100	46.4
	2,000.00	052025	23.7		2,396.00	000100	1.1
	2,020.00	000100	13.9		2,396.39	019500	25.1
	2,021.00	000100	153.3		2,396.59	000100	284.6
	2,025.00	000100	12.7		2,396.59	013600	56.5
	2,037.00	000100	60.5		2,396.59	019500	25.6
	2,037.10	000100	127.0		2,396.59	024500	631.0
	2,039.88	000100	52.2		2,397.17	000100	49.0
	2,040.88	000100	122.2		2,399.08	019500	55.7
	2,044.00	000100	48.2		2,400.00	000100	808.0
	2,050.00	000100	136.7		2,400.00	013100	63.3
	2,065.00	000100	19.5		2,400.00	013600	4.6
	2,070.89	021200	13.2		2,400.00	019100	335.3
	2,075.66	000100	15.3		2,400.00	020800	11.3
	2,076.08	000100	28.9		2,405.66	000100	62.0
	2,077.33	000100	82.8		2,414.00	000100	359.7
	2,100.00	000100	243.3		2,414.48	000100	84.2
	2,100.00	008000	5.4		2,414.55	000100	95.9
	2,103.45	000100	17.7		2,415.07	017000	172.9
	2,110.88	000100	50.2		2,441.47	000100	134.2
	2,125.00	000100	144.3		2,450.00	000100	73.1
	2,126.87	000100	36.5		2,450.00	011300	18.7
	2,145.00	000100	9.7		2,450.00	013100	46.5
	2,150.00	000100	86.2		2,450.00	052025	18.2
	2,150.00	017200	286.3		2,456.17	000100	13.7
	2,157.00	000100	40.0		2,457.10	019100	149.5
	2,181.82	000100	49.6		2,458.00	000100	64.4
	2,185.00	017100	96.5		2,475.00	000100	16.6
	2,197.07	000100	93.2		2,482.54	000100	26.4

TABLE 8: BASE PRICE PAID TO GROWERS FOR GRAPES CRUSHED AND DELIVERED TO CALIFORNIA PROCESSORS FROM THE 2020 CROP WITH BRIX FACTORS AND PURCHASED TONNAGE, BY TYPE, VARIETY, REPORTING DISTRICT WHERE GROWN, AND WEIGHTED AVERAGE BASE PRICE

District, Type, and Variety	Base Price	Brix	Tons	District, Type, and Variety	Base Price	Brix	Tons
	Per Ton	Factors			Per Ton	Factors	
	Dollars	Code ^a			Dollars	Code ^a	
DISTRICT 3 (Cont'd)					2,786.00	000100	231.9
Chardonnay * (Cont'd)	2,487.68	000100	73.1		2,788.06	000100	60.0
	2,490.70	024500	100.1		2,800.00	000100	356.4
	2,491.30	000100	84.4		2,800.00	002900	35.2
	2,500.00	000100	534.7		2,817.08	000100	57.4
	2,500.00	013100	30.5		2,826.91	000100	95.5
	2,500.00	015500	14.4		2,833.85	000100	93.4
	2,500.00	017200	36.5		2,835.28	019500	52.6
	2,500.00	021500	2.5		2,841.68	000100	132.3
	2,500.00	024500	168.4		2,847.79	000100	107.3
	2,504.82	000100	169.2		2,850.00	000100	71.3
	2,506.87	000100	40.9		2,850.00	013600	1.9
	2,508.12	019500	18.4		2,855.96	017200	3.4
	2,508.60	000100	22.2		2,856.03	000100	63.6
	2,514.00	000100	18.1		2,897.46	000100	20.2
	2,516.42	024500	34.2		2,900.00	000100	189.9
	2,516.50	000100	42.6		2,900.00	002200	12.0
	2,535.28	000100	30.2		2,900.00	013100	20.0
	2,535.65	000100	10.7		2,900.00	013400	1.5
	2,550.00	013100	104.2		2,957.82	000100	78.1
	2,555.57	000100	31.4		3,000.00	000100	223.0
	2,565.00	000100	47.7		3,000.00	011100	0.7
	2,575.00	000100	3.3		3,000.00	013600	7.7
	2,575.00	013100	14.5		3,000.00	017400	2.2
	2,588.00	000100	13.6		3,000.00	024500	4.6
	2,594.06	000100	70.4		3,031.00	014000	26.0
	2,597.42	000100	42.3		3,090.00	000100	6.4
	2,600.00	000100	162.0		3,113.25	000100	10.2
	2,600.00	013100	86.0		3,139.54	000100	9.1
	2,600.37	000100	24.9		3,150.00	017000	3.1
	2,604.46	000100	12.5		3,163.66	013800	15.0
	2,613.07	000100	43.2		3,177.25	000100	22.8
	2,615.68	000100	87.8		3,195.45	000100	15.9
	2,617.18	019500	16.9		3,196.48	000100	6.2
	2,618.21	000100	45.7		3,200.00	000100	52.3
	2,621.05	000100	7.2		3,200.00	017000	2.0
	2,626.24	000100	41.4		3,200.00	022700	4.5
	2,634.03	000100	61.0		3,225.00	000100	26.3
	2,636.25	000100	26.7		3,227.12	000100	18.2
	2,636.25	017400	142.5		3,250.00	000100	20.7
	2,636.89	017200	21.9		3,250.00	013400	3.1
	2,645.57	000100	23.1		3,300.00	000100	20.6
	2,649.51	000100	21.7		3,300.00	011100	1.8
	2,650.00	000100	20.6		3,300.00	014000	1.9
	2,650.00	013100	14.3		3,300.00	017200	12.8
	2,655.93	000100	22.6		3,325.00	000100	21.4
	2,656.00	000100	26.8		3,350.00	000100	2.4
	2,676.11	000100	208.6		3,400.00	000100	3.0
	2,680.09	000100	229.2		3,400.00	017400	19.8
	2,683.66	000100	48.0		3,429.06	000100	4.7
	2,685.51	000100	92.3		3,450.00	009535	2.5
	2,695.67	000100	6.8		3,500.00	000100	109.6
	2,698.00	000100	426.1		3,500.00	013100	4.8
	2,700.00	000100	186.1		3,500.00	013600	11.8
	2,700.00	003200	15.1		3,500.00	013800	19.8
	2,700.00	013100	110.1		3,500.00	017400	6.6
	2,700.00	022700	53.3		3,500.00	019500	133.5
	2,703.16	000100	128.5		3,500.00	027800	20.7
	2,708.00	000100	5.7		3,530.00	000100	38.8
	2,717.78	000100	73.6		3,534.00	015500	2.4
	2,723.00	000100	6.2		3,560.00	000100	9.6
	2,724.86	000100	348.0		3,598.62	019500	30.2
	2,725.00	000100	1,105.3		3,600.00	000100	3.7
	2,736.37	000100	18.3		3,600.00	009535	3.5
	2,740.43	000100	83.0		3,600.00	020800	5.9
	2,750.00	000100	128.9		3,605.00	000100	6.0
	2,750.00	013100	35.2		3,650.00	000100	6.8
	2,750.00	021900	8.4		3,660.00	000100	5.3
	2,750.00	024500	19.6		3,700.00	000100	9.4
	2,751.44	000100	14.7		3,700.00	019000	4.3
	2,752.19	000100	45.8		3,725.00	000100	75.9
	2,756.00	000100	17.8		3,733.96	000100	18.1
	2,756.08	017400	5.7		3,750.00	000100	22.3

TABLE 8: BASE PRICE PAID TO GROWERS FOR GRAPES CRUSHED AND DELIVERED TO CALIFORNIA PROCESSORS FROM THE 2020 CROP WITH BRIX FACTORS AND PURCHASED TONNAGE, BY TYPE, VARIETY, REPORTING DISTRICT WHERE GROWN, AND WEIGHTED AVERAGE BASE PRICE

District, Type, and Variety	Base Price	Brix	Tons	District, Type, and Variety	Base Price	Brix	Tons
	Per Ton	Factors			Per Ton	Factors	
	Dollars	Code ^a			Dollars	Code ^a	
DISTRICT 3 (Cont'd)					5,595.04	000100	6.0
Chardonnay * (Cont'd)	3,750.00	006800	1.0		5,600.00	000100	2.3
	3,750.00	015500	4.9		5,623.00	000100	13.0
	3,750.00	020800	2.8		5,665.00	000100	1.8
	3,774.00	024500	12.1		5,700.00	000100	4.0
	3,800.00	000100	6.6		5,700.00	015500	2.1
	3,800.00	013100	7.2		5,796.46	000100	3.6
	3,800.00	013600	2.4		5,798.00	000100	17.5
	3,800.00	017000	3.4		5,800.00	000100	1.8
	3,800.00	017400	30.8		5,821.19	000100	9.5
	3,850.00	013600	3.9		5,849.34	000100	11.9
	3,850.00	021500	6.8		5,897.76	000100	3.1
	3,900.00	000100	2.1		5,969.00	000100	0.9
	3,960.00	000100	16.7		6,000.00	000100	31.2
	3,971.55	000100	4.4		6,000.00	017000	10.8
	4,000.00	000100	34.2		6,000.00	017200	1.2
	4,000.00	021000	2.9		6,000.00	017400	6.7
	4,095.00	019500	1.3		6,000.00	024300	2.2
	4,125.00	000100	3.2		6,150.00	000100	8.3
	4,150.00	000100	6.8		6,200.00	000100	4.7
	4,157.70	000100	4.5		6,250.00	000100	1.4
	4,200.00	000100	36.7		6,253.63	000100	8.4
	4,247.85	000100	15.8		6,275.00	010700	38.9
	4,250.00	000100	7.5		6,275.00	017000	61.5
	4,277.00	000100	2.3		6,300.00	017400	2.0
	4,400.00	000100	47.3		6,400.00	000100	3.2
	4,400.00	015500	21.9		6,500.00	000100	19.7
	4,400.00	019000	2.8		6,500.00	011700	1.0
	4,471.00	000100	12.0		6,500.00	017200	1.3
	4,500.00	000100	39.9		6,500.00	022600	37.7
	4,500.00	017100	2.3		6,800.00	000100	3.8
	4,500.00	024300	7.0		6,912.65	014000	1.7
	4,509.00	000100	1.9		7,000.00	000100	10.6
	4,543.00	000100	3.5		7,000.00	013600	2.5
	4,600.00	017400	16.8		7,000.00	022600	26.3
	4,637.09	017400	1.7		7,109.00	000100	3.3
	4,641.75	000100	8.8		7,414.50	000100	9.8
	4,668.00	000100	11.3		7,500.00	000100	29.0
	4,728.00	000100	17.5		7,500.00	009550	2.6
	4,750.00	000100	6.7		7,503.00	000100	7.0
	4,776.00	000100	3.9		7,950.00	000100	5.0
	4,776.20	017400	1.8		8,000.00	000100	6.9
	4,800.00	000100	23.1		8,500.00	000100	2.9
	4,800.00	019000	2.8		9,829.00	000100	12.1
	4,907.07	000100	5.5		10,000.00	000100	19.9
	4,910.00	000100	7.2		12,128.00	000100	5.5
	4,917.27	000100	4.9	Wtd. Avg. Base & Total Tons	2,308.35		30,859.9
	4,992.00	000100	11.4	Chenin Blanc	2,500.00	013600	5.9
	5,000.00	000100	77.3		3,500.00	000100	3.0
	5,000.00	010900	1.1	Wtd. Avg. Base & Total Tons	2,837.08		8.9
	5,000.00	013400	2.7	Fiano	1,803.01	000100	1.6
	5,000.00	017200	1.8		3,000.00	000100	2.5
	5,000.00	022600	67.4	Wtd. Avg. Base & Total Tons	2,532.88		4.1
	5,000.00	024300	1.8	French Colombard	600.00	009100	0.7
	5,015.00	000100	6.0		1,200.00	000100	17.5
	5,100.00	000100	4.6		1,200.00	013600	0.1
	5,139.85	021200	9.4		1,500.00	000100	25.7
	5,170.00	008300	4.4		1,978.97	000100	4.5
	5,200.00	000100	8.0	Wtd. Avg. Base & Total Tons	1,422.58		48.5
	5,250.00	000100	4.4	Gewurztraminer	1,200.00	000100	0.3
	5,253.13	000100	3.7		1,400.00	000100	1.4
	5,265.00	000100	32.4		1,800.00	000100	16.2
	5,280.00	000100	4.4		1,900.00	000100	0.9
	5,288.00	000100	4.8		1,983.82	000100	4.0
	5,300.00	000100	9.5		2,000.00	000100	5.9
	5,387.02	000100	10.0		2,108.70	000100	10.9
	5,400.00	000100	3.6		2,266.00	013600	3.5
	5,400.00	017400	6.4		7,607.40	000100	1.2
	5,463.64	000100	7.9	Wtd. Avg. Base & Total Tons	2,098.65		44.3
	5,500.00	000100	47.4				
	5,500.00	009535	0.6				
	5,500.00	013600	2.0				
	5,594.00	015500	2.9				

TABLE 8: BASE PRICE PAID TO GROWERS FOR GRAPES CRUSHED AND DELIVERED TO CALIFORNIA PROCESSORS FROM THE 2020 CROP WITH BRIX FACTORS AND PURCHASED TONNAGE, BY TYPE, VARIETY, REPORTING DISTRICT WHERE GROWN, AND WEIGHTED AVERAGE BASE PRICE

District, Type, and Variety	Base Price	Brix	Tons	District, Type, and Variety	Base Price	Brix	Tons
	Per Ton	Factors			Per Ton	Factors	
	Dollars	Code ^a			Dollars	Code ^a	
DISTRICT 3 (Cont'd)							
Gray Riesling *	2,150.00	000100	1.4	Pinot Gris *	1,000.00	017400	7.4
	2,400.00	000100	1.2		1,475.00	000100	150.4
	2,500.00	000100	7.5		1,600.00	017200	21.0
	2,500.00	011100	5.8		1,700.00	017200	20.9
	2,527.81	000100	2.0		1,800.00	000100	98.9
Wtd. Avg. Base & Total Tons	2,469.03		17.9		1,811.00	000100	7.1
					1,850.00	000100	4.7
Grenache Blanc	1,200.00	000100	2.1		1,900.00	000100	1.7
	1,200.00	008300	4.4		1,907.19	000100	11.2
	1,800.00	000100	4.2		2,000.00	000100	122.5
	1,800.00	009525	3.0		2,000.00	020800	18.2
	2,200.00	000100	1.0		2,001.00	013100	68.4
	2,350.00	000100	5.7		2,060.00	000100	9.9
	2,350.00	016775	2.1		2,100.00	000100	27.4
	2,400.00	000100	1.6		2,150.00	000100	32.5
	2,500.00	000100	2.2		2,200.00	000100	3.0
	2,500.00	013600	1.8		2,250.00	013100	5.7
	2,500.00	020800	4.9		2,350.00	000100	6.6
	2,600.00	000100	9.0		2,400.00	000100	7.0
	2,600.00	017200	0.9		2,500.00	000100	4.8
	2,700.00	009500	0.9	Wtd. Avg. Base & Total Tons	2,743.00	013800	6.9
	3,000.00	000100	7.5		1,841.04		636.2
	3,081.96	017200	2.7				
	3,600.00	000100	0.9	Roussanne	1,600.00	000100	4.2
	4,597.83	014000	4.6		1,800.00	000100	1.2
Wtd. Avg. Base & Total Tons	2,533.80		59.5		2,000.00	000100	2.0
					2,059.00	000100	3.9
Grenache Gris	3,000.00	000100	4.0		2,500.00	013600	1.3
Wtd. Avg. Base & Total Tons	3,000.00		4.0		2,600.00	000100	2.6
					2,892.78	000100	1.0
Gruner Veltliner	2,700.00	000100	5.6		3,300.00	013600	1.5
	2,800.00	020800	5.3		3,500.00	020600	3.4
Wtd. Avg. Base & Total Tons	2,748.62		10.9	Wtd. Avg. Base & Total Tons	3,600.00	000100	1.6
					2,485.59		22.7
Malvasia Bianca	1,875.00	000100	17.6	Sauvignon Blanc	200.00	000100	0.4
	3,143.00	020800	7.0		200.00	001000	6.8
Wtd. Avg. Base & Total Tons	2,235.81		24.6		300.00	000100	366.7
					500.00	000100	31.4
Marsanne	2,000.00	000100	8.0		565.00	000100	10.4
	2,059.00	000100	5.8		600.00	021200	7.0
	2,600.00	000100	6.1		800.00	000100	48.1
	3,600.00	000100	0.9		850.00	000100	16.3
Wtd. Avg. Base & Total Tons	2,261.64		20.8		1,000.00	000100	329.3
					1,000.00	009500	3.6
Melon	500.00	000100	9.5		1,000.00	013400	1.1
	2,146.00	013600	2.2		1,020.00	013400	92.3
Wtd. Avg. Base & Total Tons	809.50		11.7		1,050.00	000100	738.3
					1,050.00	015700	96.1
Muscat Blanc *	769.50	011300	1.3		1,100.00	000100	56.8
	2,000.00	000100	6.6		1,100.00	024500	120.3
	3,110.00	000100	2.0		1,125.00	000100	34.1
	5,982.05	000100	1.5		1,189.99	015700	51.5
Wtd. Avg. Base & Total Tons	2,578.37		11.4		1,200.00	000100	183.7
					1,200.00	017400	33.3
Muscat of Alexandria	6,000.00	000100	0.9		1,227.97	000100	3.4
Wtd. Avg. Base & Total Tons	6,000.00		0.9		1,237.50	000100	75.1
					1,250.00	052025	33.2
Picpoul Blanc	1,800.00	000100	1.1		1,260.00	017000	89.8
	2,600.00	017200	0.5		1,275.00	000100	77.7
	3,000.00	000100	0.9		1,300.00	000100	15.2
Wtd. Avg. Base & Total Tons	2,392.00		2.5		1,312.50	000100	15.6
					1,350.00	000100	106.7
Pinot Blanc	2,048.00	000100	49.0		1,400.00	000100	65.9
	2,100.00	000100	6.8		1,400.00	013600	4.5
	2,250.00	000100	10.8		1,400.00	015700	73.9
	2,250.00	017800	1.7		1,400.00	020600	1.5
	3,756.08	017400	10.0		1,500.00	000100	375.5
	4,509.00	000100	1.8		1,500.00	013600	2.5
Wtd. Avg. Base & Total Tons	2,352.48		80.1		1,500.00	017100	34.4
					1,515.00	000100	149.0
					1,550.00	000100	5.1
					1,600.00	000100	260.6
					1,600.00	015700	22.5

TABLE 8: BASE PRICE PAID TO GROWERS FOR GRAPES CRUSHED AND DELIVERED TO CALIFORNIA PROCESSORS FROM THE 2020 CROP WITH BRIX FACTORS AND PURCHASED TONNAGE, BY TYPE, VARIETY, REPORTING DISTRICT WHERE GROWN, AND WEIGHTED AVERAGE BASE PRICE

District, Type, and Variety	Base Price	Brix	Tons	District, Type, and Variety	Base Price	Brix	Tons
	Per Ton	Factors			Per Ton	Factors	
	Dollars	Code ^a			Dollars	Code ^a	
DISTRICT 3 (Cont'd)							
Sauvignon Blanc (Cont'd)	1,600.00	017400	9.5		2,750.00	009530	3.1
	1,610.92	000100	45.5		2,750.00	013600	3.7
	1,650.00	000100	90.3		2,750.00	017200	16.8
	1,653.68	000100	56.2		2,800.00	000100	10.4
	1,657.23	000100	45.1		2,800.00	020800	4.5
	1,700.00	000100	547.9		2,900.00	000100	3.0
	1,725.00	000100	63.9		3,000.00	000100	19.3
	1,746.44	000100	111.1		3,000.00	020800	3.8
	1,750.00	000100	230.5		3,058.08	000100	3.6
	1,769.45	000100	2.4		3,100.00	000100	7.4
	1,771.90	000100	106.5		3,162.76	000100	2.0
	1,786.88	000100	0.7		3,500.00	013600	3.1
	1,792.65	000100	73.4		3,600.00	000100	44.0
	1,798.72	000100	49.9		3,865.59	000100	5.7
	1,799.70	000100	26.4		4,000.00	000100	11.8
	1,800.00	000100	207.8		4,414.08	000100	19.5
	1,800.00	017000	2.9		4,537.19	014000	12.1
	1,800.00	017400	5.0		5,000.00	018900	4.5
	1,803.00	000100	237.7	Wtd. Avg. Base & Total Tons	1,570.30		8,281.6
	1,803.01	000100	323.2	Sauvignon Gris	1,814.00	000100	18.3
	1,803.01	013600	3.7	Wtd. Avg. Base & Total Tons	1,814.00		18.3
	1,803.01	014000	50.0	Sauvignon Musque	1,820.39	000100	60.0
	1,803.01	017000	2.5		2,750.00	000100	2.6
	1,803.01	017100	72.3		3,059.00	000100	10.3
	1,803.35	000100	75.1		3,183.55	000100	3.4
	1,810.00	000100	48.2		3,221.73	000100	15.3
	1,814.00	000100	148.5	Wtd. Avg. Base & Total Tons	2,270.72		91.6
	1,814.37	000100	135.5	Sauvignon Vert *	2,400.00	000100	2.3
	1,814.37	014000	166.3		2,408.75	000100	4.5
	1,822.62	000100	8.3	Wtd. Avg. Base & Total Tons	2,405.79		6.8
	1,830.58	000100	28.1	Semillon	1,100.00	000100	21.9
	1,842.06	000100	21.6		1,800.00	013600	1.9
	1,848.00	000100	103.0		2,000.00	000100	0.3
	1,850.00	000100	198.9		2,189.00	000100	1.2
	1,850.00	048594	29.7		2,200.00	000100	3.2
	1,875.80	013100	27.9		2,244.38	000100	3.5
	1,876.86	000100	23.4		2,250.00	000100	3.6
	1,900.00	000100	209.7		2,350.00	000100	1.2
	1,900.00	013600	8.6		2,500.00	000100	0.7
	1,924.30	000100	47.6		2,509.23	000100	72.2
	1,929.00	000100	5.1		2,658.45	000100	8.3
	1,950.00	013100	2.1		3,000.00	000100	4.2
	1,970.78	000100	25.7		3,000.00	017400	6.3
	1,983.31	000100	36.0		3,089.00	014000	2.4
	1,991.82	000100	12.0		3,447.50	000100	11.2
	1,994.44	021500	12.2		3,600.00	000100	4.0
	2,000.00	000100	139.0		4,000.00	000100	1.2
	2,000.00	013600	5.2		4,200.00	000100	3.0
	2,000.00	018900	4.9		4,388.90	000100	3.1
	2,030.00	000100	27.3	Wtd. Avg. Base & Total Tons	2,506.29		153.4
	2,096.88	000100	38.6	Symphony	1,200.00	000100	0.5
	2,100.00	000100	39.3	Wtd. Avg. Base & Total Tons	1,200.00		0.5
	2,129.00	000100	62.7	Tocai Friulano	1,600.00	000100	0.8
	2,185.50	000100	30.2		2,750.00	020800	1.6
	2,200.00	000100	182.4		3,000.00	000100	2.7
	2,200.00	008300	6.4	Wtd. Avg. Base & Total Tons	2,701.96		5.1
	2,200.00	021200	11.4	Verdelho	2,000.00	000100	1.0
	2,201.16	013600	9.6	Wtd. Avg. Base & Total Tons	2,000.00		1.0
	2,241.82	000100	8.6	Vermentino *	1,800.00	000100	0.2
	2,250.00	000100	22.1		2,000.00	000100	8.1
	2,271.47	000100	10.9		2,200.00	000100	1.8
	2,300.00	000100	5.7		2,250.00	000100	10.2
	2,400.00	020800	4.3		2,277.00	010700	1.0
	2,485.00	000100	8.0		2,400.00	014000	3.8
	2,485.00	014000	12.1				
	2,500.00	000100	34.3				
	2,500.00	009535	2.0				
	2,500.00	013600	2.1				
	2,600.00	000100	3.0				
	2,700.00	000100	41.5				
	2,700.00	015500	3.0				
	2,750.00	000100	8.7				

TABLE 8: BASE PRICE PAID TO GROWERS FOR GRAPES CRUSHED AND DELIVERED TO CALIFORNIA PROCESSORS FROM THE 2020 CROP WITH BRIX FACTORS AND PURCHASED TONNAGE, BY TYPE, VARIETY, REPORTING DISTRICT WHERE GROWN, AND WEIGHTED AVERAGE BASE PRICE

District, Type, and Variety	Base Price	Brix	Tons	District, Type, and Variety	Base Price	Brix	Tons
	Per Ton	Factors			Per Ton	Factors	
	Dollars	Code ^a			Dollars	Code ^a	
DISTRICT 3 (Cont'd)				WINE GRAPES (RED)			
Vermentino * (Cont'd)	2,500.00	011300	1.7	Aglianico	2,500.00	000100	1.5
	3,000.00	000100	9.8		4,000.00	000100	4.5
Wtd. Avg. Base & Total Tons	2,418.50		36.6	Wtd. Avg. Base & Total Tons	3,625.00		6.0
Vernaccia	2,000.00	000100	0.8	Aleatico	2,450.00	000100	1.4
	2,200.00	000100	11.4		2,800.00	000100	4.7
Wtd. Avg. Base & Total Tons	2,186.89		12.2	Wtd. Avg. Base & Total Tons	2,850.00	023100	9.1
Viognier	500.00	000100	9.6		2,797.70		15.2
	1,800.00	000100	2.9	Alicante Bouschet *	2,400.00	000100	1.2
	1,900.00	013800	0.6		2,500.00	000100	2.6
	2,000.00	000100	20.5		3,000.00	000100	31.9
	2,100.00	000100	0.3		3,600.00	000100	11.9
	2,200.00	013600	2.5		5,300.00	000100	0.4
	2,300.00	009500	1.6	Wtd. Avg. Base & Total Tons	3,125.83		48.0
	2,350.00	000100	2.3	Barbera	2,500.00	000100	0.3
	2,400.00	000100	1.0		2,900.00	000100	3.0
	2,400.00	021000	2.9		3,000.00	000100	1.4
	2,426.68	000100	6.3		3,250.00	023100	3.8
	2,455.00	000100	5.1		5,500.00	000100	4.0
	2,487.00	000100	4.2		6,250.00	000100	1.6
	2,500.00	000100	11.0	Wtd. Avg. Base & Total Tons	4,113.48		14.1
	2,500.00	013600	1.3	Cabernet Franc	300.00	000100	7.8
	2,600.00	000100	25.8		500.00	000100	4.7
	2,600.00	017600	8.1		650.00	000100	1.4
	2,600.00	020800	2.5		700.00	000100	1.1
	2,672.66	000100	0.4		800.00	000100	1.4
	2,696.31	000100	8.7		1,000.00	024500	2.1
	2,717.52	000100	12.9		1,010.00	052025	10.2
	2,717.52	017400	2.2		1,500.00	000100	16.2
	2,750.00	020800	2.1		1,800.00	000100	20.8
	2,824.00	000100	5.1		2,000.00	000100	2.7
	2,850.00	000100	4.2		2,185.94	000100	17.6
	2,860.24	000100	3.2		2,300.00	000100	5.1
	3,000.00	000100	2.5		2,400.00	000100	2.6
	3,125.15	000100	17.7		2,500.00	000100	5.9
	3,200.00	000100	3.9		2,500.00	021200	4.1
	3,200.00	013600	1.6		2,500.00	021500	25.1
	3,200.00	017200	0.7		2,500.00	024500	2.5
	3,235.58	052005	11.4		2,500.00	052025	3.9
	3,400.00	000100	1.0		2,518.00	000100	23.0
	3,400.00	021000	0.9		2,700.00	000100	9.9
	3,500.00	000100	2.5		2,750.00	000100	25.2
	3,600.00	000100	0.9		2,758.34	000100	6.6
	3,733.97	000100	0.8		2,900.00	021200	39.2
	4,000.00	000100	0.2		3,000.00	000100	13.7
	4,500.00	000100	2.0		3,000.00	017800	0.5
	4,677.16	000100	1.8		3,000.00	021500	4.0
	5,303.98	000100	2.3		3,082.22	013400	0.1
Wtd. Avg. Base & Total Tons	10,730.77	014000	2.6		3,200.00	000100	9.9
	2,731.32		200.1		3,275.00	000100	37.2
White Riesling *	1,500.00	000100	5.2		3,350.00	021000	4.3
	1,800.00	000100	7.3		3,400.00	000100	2.5
	1,900.00	000100	47.9		3,500.00	000100	8.1
	2,000.00	000100	1.2		3,600.00	000100	24.5
	2,400.00	013100	0.4		3,600.00	019300	55.6
	2,500.00	011100	4.7		3,650.00	023100	14.6
	2,778.93	000100	1.1		3,765.63	017400	7.6
	2,800.00	000100	0.9		3,800.00	017400	1.5
	3,600.00	000100	2.4		3,815.93	000100	3.6
	4,000.00	010700	1.4		3,816.00	000100	2.7
	8,750.00	000100	3.4		4,142.19	023000	49.7
Wtd. Avg. Base & Total Tons	2,327.10		75.9		4,500.00	000100	4.0
Other White ^b	1,800.00	000100	2.8		4,590.00	021200	2.5
	1,803.01	000100	6.7		5,000.00	000100	19.9
	2,400.00	000100	1.8		5,723.90	000100	2.2
	2,400.00	008700	1.2		5,723.90	021500	14.8
	2,600.00	017200	0.6		5,000.00	000100	19.9
	2,750.00	000100	0.9		5,723.90	000100	2.2
	2,800.00	000100	1.0		5,723.90	021500	14.8
	3,500.00	000100	2.0				
Wtd. Avg. Base & Total Tons	2,244.42		17.0				

TABLE 8: BASE PRICE PAID TO GROWERS FOR GRAPES CRUSHED AND DELIVERED TO CALIFORNIA PROCESSORS FROM THE 2020 CROP WITH BRIX FACTORS AND PURCHASED TONNAGE, BY TYPE, VARIETY, REPORTING DISTRICT WHERE GROWN, AND WEIGHTED AVERAGE BASE PRICE

District, Type, and Variety	Base Price	Brix	Tons	District, Type, and Variety	Base Price	Brix	Tons
	Per Ton	Factors			Per Ton	Factors	
	Dollars	Code ^a			Dollars	Code ^a	
DISTRICT 3 (Cont'd)					2,612.18	000100	15.1
Cabernet Franc (Cont'd)	10,000.00	000100	2.7		2,650.00	000100	98.2
	18,035.71	014000	12.6		2,678.40	000100	33.8
	19,872.23	000100	2.0		2,700.00	000100	15.8
Wtd. Avg. Base & Total Tons	3,554.14		539.9		2,750.00	000100	85.4
					2,787.08	000100	101.2
Cabernet Sauvignon	100.00	000100	51.0		2,800.00	000100	23.5
	150.00	000100	353.0		2,800.00	021200	121.4
	200.00	000100	25.2		2,800.00	052025	5.2
	300.00	000100	557.3		2,811.45	000100	27.0
	400.00	000100	203.3		2,826.68	021200	32.7
	484.75	000100	12.4		2,835.00	000100	36.7
	580.00	000100	11.2		2,842.00	000100	181.4
	600.00	000100	48.7		2,850.00	000100	62.4
	650.00	000100	12.1		2,850.00	024500	25.5
	750.00	000100	54.8		2,865.00	000100	22.2
	800.00	000100	94.6		2,900.00	000100	342.8
	800.00	021500	24.0		2,900.00	019200	12.7
	1,000.00	000100	2,163.5		2,917.40	000100	27.6
	1,005.12	000100	536.3		2,920.00	000100	10.3
	1,100.00	000100	11.2		2,950.00	021500	9.1
	1,200.00	000100	4.9		2,950.00	021600	26.9
	1,242.57	000100	17.0		2,965.00	000100	419.6
	1,250.00	000100	58.8		2,975.00	000100	38.1
	1,300.00	000100	1.8		2,975.45	000100	384.3
	1,500.00	000100	76.4		2,975.45	020800	125.4
	1,500.00	013600	6.9		2,975.45	021000	108.5
	1,500.00	025400	2.3		2,975.45	021200	68.1
	1,575.00	000100	28.4		2,975.50	000100	112.8
	1,600.00	000100	692.6		2,975.50	013400	0.1
	1,620.47	000100	10.5		2,975.50	021200	56.8
	1,650.00	000100	154.0		2,975.56	000100	42.9
	1,650.00	024500	72.6		2,985.00	000100	63.6
	1,725.00	000100	193.1		3,000.00	000100	190.6
	1,750.00	000100	4.0		3,000.00	017600	1.8
	1,750.00	052025	7.2		3,000.00	017800	7.9
	1,762.50	000100	4.9		3,000.00	020800	49.7
	1,800.00	000100	92.8		3,000.00	021200	40.9
	1,800.00	024800	2.3		3,000.00	021500	34.3
	1,875.00	000100	45.9		3,000.00	024800	14.9
	1,912.50	000100	60.0		3,000.00	052025	10.7
	2,000.00	000100	228.7		3,017.49	000100	171.4
	2,000.00	017800	2.1		3,035.00	000100	21.3
	2,000.00	021500	2.0		3,040.00	000100	51.4
	2,000.00	024800	2.7		3,049.00	000100	37.0
	2,008.46	000100	22.1		3,055.00	000100	51.3
	2,100.00	000100	496.2		3,055.00	024800	3.0
	2,125.00	000100	3.6		3,055.60	020800	38.5
	2,187.04	000100	11.0		3,055.93	000100	23.0
	2,200.00	000100	17.7		3,055.93	021500	5.4
	2,200.00	021200	399.9		3,060.00	000100	30.3
	2,200.00	025100	106.0		3,075.00	000100	14.1
	2,231.63	000100	291.8		3,080.73	000100	25.7
	2,286.20	000100	36.5		3,100.00	000100	42.9
	2,300.00	000100	261.9		3,100.00	013600	4.0
	2,300.00	021200	124.6		3,109.35	024500	220.9
	2,343.21	000100	103.7		3,124.22	000100	262.1
	2,400.00	000100	130.6		3,124.28	000100	68.9
	2,400.00	017600	0.5		3,183.73	000100	38.9
	2,400.00	025100	167.5		3,183.73	019200	63.2
	2,460.00	000100	1,087.6		3,200.00	000100	30.1
	2,500.00	000100	421.8		3,200.00	021200	256.2
	2,500.00	008300	5.5		3,200.00	052025	33.9
	2,500.00	017800	11.6		3,200.55	000100	30.9
	2,500.00	018100	27.1		3,208.00	000100	4.1
	2,500.00	021200	191.7		3,208.73	000100	3.3
	2,500.00	021500	2.0		3,225.00	000100	109.6
	2,515.71	000100	75.1		3,250.00	024500	12.7
	2,521.28	000100	88.2		3,273.00	000100	147.3
	2,527.01	025100	65.5		3,273.00	021200	29.4
	2,550.00	000100	185.7		3,273.05	000100	46.7
	2,600.00	000100	9.8		3,273.50	019400	153.4
	2,600.00	021000	1.2		3,275.00	000100	122.5

TABLE 8: BASE PRICE PAID TO GROWERS FOR GRAPES CRUSHED AND DELIVERED TO CALIFORNIA PROCESSORS FROM THE 2020 CROP WITH BRIX FACTORS AND PURCHASED TONNAGE, BY TYPE, VARIETY, REPORTING DISTRICT WHERE GROWN, AND WEIGHTED AVERAGE BASE PRICE

District, Type, and Variety	Base Price	Brix	Tons	District, Type, and Variety	Base Price	Brix	Tons
	Per Ton	Factors			Per Ton	Factors	
	Dollars	Code ^a			Dollars	Code ^a	
DISTRICT 3 (Cont'd)							
Cabernet Sauvignon (Cont'd)	3,293.03	000100	48.7		7,000.00	002200	17.4
	3,347.44	000100	22.9		7,000.00	013600	7.6
	3,350.00	000100	275.0		7,750.00	017500	7.6
	3,350.00	021200	110.0		7,943.00	014000	35.4
	3,360.00	000100	7.2		8,500.00	000100	6.2
	3,361.52	000100	15.5		8,652.00	000100	5.1
	3,362.00	000100	23.6		10,000.00	000100	17.5
	3,364.72	000100	86.1		15,172.66	014000	41.7
	3,386.25	000100	14.1		19,872.23	000100	4.2
	3,395.00	000100	14.1	Wtd. Avg. Base & Total Tons	2,510.02		19,368.7
	3,400.00	000100	20.2				
	3,400.00	019400	39.0	Carignane	1,200.00	000100	0.5
	3,400.00	020800	105.3		1,500.00	000100	16.7
	3,421.77	000100	74.8		1,800.00	000100	16.8
	3,421.77	020900	47.9		2,000.00	000100	12.2
	3,421.83	024500	44.7		2,200.00	000100	18.0
	3,457.00	000100	51.0		2,400.00	024800	0.2
	3,500.00	000100	157.4		2,550.00	000100	11.6
	3,514.00	000100	66.7		2,574.00	000100	0.4
	3,558.00	000100	45.6		2,600.00	000100	31.1
	3,570.00	000100	71.6		2,800.00	000100	19.2
	3,570.54	000100	203.6		3,000.00	000100	7.5
	3,570.60	019300	78.3		3,089.30	000100	1.6
	3,572.00	000100	23.2		3,400.00	000100	3.0
	3,600.00	000100	19.0		3,850.00	000100	4.8
	3,644.01	000100	86.0	Wtd. Avg. Base & Total Tons	3,900.00	000100	6.9
	3,667.00	000100	102.0		2,449.39		150.5
	3,719.31	000100	39.4				
	3,750.00	000100	9.0	Carmenere	2,574.13	000100	4.7
	3,757.00	000100	37.0	Wtd. Avg. Base & Total Tons	2,574.13		4.7
	3,780.00	000100	11.4				
	3,819.91	000100	7.8	Cinsaut *	1,200.00	000100	1.0
	3,851.17	000100	19.9		2,500.00	000100	0.3
	3,915.00	070646	5.9		2,500.00	013600	1.6
	3,950.00	000100	6.1		2,800.00	000100	2.3
	3,973.00	000100	67.5	Wtd. Avg. Base & Total Tons	3,000.00	000100	3.1
	4,000.00	000100	280.8		2,613.25		8.3
	4,016.86	000100	45.1				
	4,055.94	000100	10.1	Counoise	1,750.00	000100	1.7
	4,097.00	000100	26.0		1,800.00	000100	1.8
	4,126.00	000100	169.7	Wtd. Avg. Base & Total Tons	1,775.71		3.5
	4,200.00	000100	5.3				
	4,203.00	000100	9.1	Dolcetto	1,850.00	024500	2.6
	4,206.11	000100	9.3		2,000.00	000100	2.2
	4,231.40	000100	14.9		2,250.00	013800	0.8
	4,250.00	000100	23.2	Wtd. Avg. Base & Total Tons	1,966.07		5.6
	4,269.24	000100	43.8				
	4,276.00	000100	71.5	Gamay (Napa) *	1,000.00	017400	1.5
	4,282.08	000100	83.7		1,800.00	000100	1.2
	4,301.31	000100	2.4		1,875.00	000100	39.8
	4,335.34	021200	8.7		2,500.00	000100	2.7
	4,354.00	000100	152.3		3,600.00	010700	4.4
	4,500.00	000100	65.1	Wtd. Avg. Base & Total Tons	3,750.00	010900	2.4
	4,500.00	018800	4.0		2,112.98		52.0
	4,500.00	024500	23.7				
	4,582.88	000100	5.1	Grenache *	500.00	000100	8.4
	4,583.90	000100	2.7		800.00	020800	3.3
	4,590.00	021200	5.3		950.00	013600	1.1
	4,606.41	000100	32.1		1,700.00	000100	4.3
	4,701.43	000100	5.7		1,750.00	000100	15.1
	5,000.00	000100	85.1		1,850.00	013100	14.9
	5,000.00	017000	2.7		1,900.00	000100	2.9
	5,000.00	026500	8.5		1,900.00	013100	18.1
	5,500.00	000100	366.4		1,945.00	000100	4.8
	5,500.00	024800	5.7		2,000.00	000100	37.4
	5,700.00	000100	4.9	Wtd. Avg. Base & Total Tons	2,000.00	007600	1.3
	5,745.43	000100	18.2		2,000.00	008300	1.9
	5,800.00	000100	12.0		2,000.00	013100	71.5
	5,900.00	000100	4.9		2,000.00	022600	8.1
	6,000.00	000100	20.3		2,050.00	000100	19.4
	6,538.01	000100	12.3		2,200.00	000100	19.1
	7,000.00	000100	9.7		2,400.00	000100	14.0
					2,400.00	013800	1.1

TABLE 8: BASE PRICE PAID TO GROWERS FOR GRAPES CRUSHED AND DELIVERED TO CALIFORNIA PROCESSORS FROM THE 2020 CROP WITH BRIX FACTORS AND PURCHASED TONNAGE, BY TYPE, VARIETY, REPORTING DISTRICT WHERE GROWN, AND WEIGHTED AVERAGE BASE PRICE

District, Type, and Variety	Base Price	Brix	Tons	District, Type, and Variety	Base Price	Brix	Tons
	Per Ton	Factors			Per Ton	Factors	
	Dollars	Code ^a			Dollars	Code ^a	
DISTRICT 3 (Cont'd)					6,050.65	000100	2.3
Grenache * (Cont'd)	2,500.00	000100	6.9		13,102.94	013600	5.1
	2,500.00	009530	1.5	Wtd. Avg. Base & Total Tons	2,699.63		457.0
	2,575.00	000100	4.5				
	2,800.00	000100	14.9	Merlot	120.00	000100	43.5
	2,850.00	020600	0.5		200.00	000100	13.4
	3,000.00	000100	29.5		250.00	000100	4.9
	3,000.00	023100	6.2		300.00	000100	198.0
	3,200.00	000100	8.0		400.00	025100	0.4
	3,203.49	014000	7.1		500.00	000100	4.0
	3,400.00	000100	1.6		580.00	000100	70.7
	3,500.00	000100	4.0		600.00	025100	136.1
	3,500.00	009000	0.7		650.00	000100	103.7
	3,500.00	009535	2.0		750.00	000100	9.3
	3,750.00	021200	4.1		800.00	000100	12.4
	3,891.89	000100	1.9		800.00	025100	20.4
	4,000.00	000100	2.5		1,000.00	000100	58.5
	4,000.00	020800	0.7		1,100.00	000100	21.2
	4,284.00	017400	3.4		1,200.00	000100	57.3
	4,400.00	013600	10.1		1,250.00	000100	12.9
	4,500.00	000100	1.8		1,350.00	000100	129.7
	4,600.00	000100	0.5		1,387.50	000100	23.9
	5,500.00	000100	8.5		1,419.33	000100	257.0
	10,296.91	000100	2.9		1,462.50	000100	39.1
	11,490.00	014000	7.5		1,464.71	000100	94.7
Wtd. Avg. Base & Total Tons	2,657.88		378.0		1,498.76	000100	14.8
					1,500.00	000100	90.4
Malbec	300.00	000100	22.6		1,500.00	013600	3.0
	650.00	000100	22.5		1,600.00	025100	103.1
	700.00	000100	0.7		1,700.00	000100	164.0
	1,200.00	000100	6.2		1,717.93	000100	6.2
	1,300.00	000100	9.2		1,750.00	020800	1.4
	1,500.00	000100	3.0		1,775.00	000100	62.6
	1,599.81	000100	4.2		1,800.00	000100	355.8
	1,800.00	000100	17.9		1,822.00	000100	60.7
	1,875.00	024500	19.5		1,855.00	000100	2.8
	2,000.00	000100	2.3		1,875.00	000100	221.4
	2,267.17	000100	24.4		1,885.00	000100	50.0
	2,400.00	000100	4.2		1,900.00	000100	99.0
	2,400.00	020800	2.1		1,948.44	000100	63.7
	2,500.00	000100	36.1		1,950.00	021500	43.2
	2,500.00	021200	4.7		1,985.02	000100	17.0
	2,500.00	021500	4.3		1,985.17	000100	25.0
	2,542.04	000100	6.4		1,985.17	013400	3.0
	2,600.00	000100	6.4		1,985.17	017400	9.7
	2,600.00	019300	18.6		1,985.18	000100	5.8
	2,650.00	000100	1.0		1,990.07	000100	66.8
	2,700.00	000100	35.9		2,000.00	000100	138.4
	2,750.00	000100	10.7		2,000.00	021500	13.4
	2,800.00	000100	1.3		2,020.00	000100	15.3
	2,818.89	013400	3.2		2,183.70	000100	15.7
	2,908.14	000100	4.9		2,200.00	000100	43.9
	2,954.00	020800	5.4		2,235.00	000100	23.1
	3,000.00	000100	8.1		2,250.00	000100	1.9
	3,015.29	000100	1.9		2,288.85	001900	3.8
	3,032.67	017400	6.4		2,382.20	000100	35.7
	3,041.79	000100	1.5		2,500.00	000100	18.5
	3,042.00	000100	23.9		2,500.00	052025	24.0
	3,146.00	021000	17.1		2,550.00	000100	25.0
	3,187.00	020800	3.0		2,555.02	000100	41.2
	3,243.82	000100	43.6		2,600.00	000100	18.8
	3,346.00	000100	7.2		2,600.00	017200	6.9
	3,408.38	021300	8.1		2,700.00	000100	7.2
	3,487.51	017400	6.5		2,750.00	000100	2.0
	3,650.15	000100	8.7		2,800.00	000100	37.4
	3,750.00	000100	5.6		3,000.00	020800	2.5
	3,800.00	000100	4.4		3,000.32	021500	3.9
	3,802.24	000100	2.8		3,003.00	000100	4.0
	4,000.00	021200	3.7		3,100.00	024500	1.2
	4,150.00	000100	1.8		3,500.00	000100	10.4
	4,562.69	000100	3.9		4,047.00	014000	2.4
	4,679.60	000100	11.8		4,333.00	000100	0.7
	5,000.00	000100	1.9		7,000.00	013600	5.0

TABLE 8: BASE PRICE PAID TO GROWERS FOR GRAPES CRUSHED AND DELIVERED TO CALIFORNIA PROCESSORS FROM THE 2020 CROP WITH BRIX FACTORS AND PURCHASED TONNAGE, BY TYPE, VARIETY, REPORTING DISTRICT WHERE GROWN, AND WEIGHTED AVERAGE BASE PRICE

District, Type, and Variety	Base Price	Brix	Tons	District, Type, and Variety	Base Price	Brix	Tons
	Per Ton	Factors			Per Ton	Factors	
	Dollars	Code ^a			Dollars	Code ^a	
DISTRICT 3 (Cont'd)					8,196.00	000100	0.9
Merlot (Cont'd)	10,000.00	000100	2.9		19,872.23	000100	0.9
	12,345.13	014000	11.3		22,921.88	014000	1.6
	19,872.23	000100	3.8	Wtd. Avg. Base & Total Tons	3,214.75		219.1
Wtd. Avg. Base & Total Tons	1,613.19		3,300.8				
Meunier *	1,900.00	000100	15.6	Petite Sirah	300.00	000100	41.3
	2,000.00	008390	28.0		500.00	000100	1.9
	2,020.00	000100	5.3		800.00	021500	8.1
	2,025.00	005805	2.2		1,000.00	000100	0.7
	2,200.00	000100	3.1		1,250.00	000100	1.3
	2,400.00	008390	21.6		1,500.00	000100	10.4
	2,750.00	000100	22.3		1,500.00	013600	6.6
	3,439.00	007900	3.6		1,800.00	000100	15.5
	5,500.00	000100	1.0		1,800.00	013600	3.6
Wtd. Avg. Base & Total Tons	2,323.92		102.7		1,900.00	000100	6.7
					2,000.00	000100	1.2
Montepulciano	2,500.00	000100	2.7		2,000.00	021000	0.8
	5,000.00	000100	7.3		2,025.00	000100	1.9
Wtd. Avg. Base & Total Tons	4,325.00		10.0		2,100.00	000100	1.5
					2,200.00	000100	5.8
Mourvedre *	1,200.00	000100	0.4		2,200.00	020800	1.9
	1,736.08	000100	1.1		2,240.00	000100	4.7
	1,750.00	000100	5.5		2,400.00	000100	7.4
	1,800.00	000100	0.4		2,500.00	000100	21.9
	2,000.00	000100	0.1		2,500.00	017400	5.4
	2,400.00	000100	21.5		2,500.00	021500	2.0
	2,435.00	000100	5.9		2,646.00	000100	52.5
	2,800.00	000100	0.7		2,665.32	000100	26.7
	3,000.00	000100	6.8		2,750.00	000100	23.7
	3,000.00	013600	1.6		2,777.92	000100	2.3
	3,000.00	017000	1.3		2,800.00	000100	2.5
	3,000.00	023100	2.7		2,887.91	024800	3.0
	3,500.00	000100	5.0		2,905.00	000100	4.4
	3,750.00	000100	1.1		2,950.00	000100	10.1
Wtd. Avg. Base & Total Tons	9,000.00	014000	3.0		2,998.49	000100	8.4
	2,919.20		57.1		3,000.00	000100	13.6
					3,000.00	013600	2.0
Nebbiolo	2,500.00	000100	0.9		3,000.00	021500	2.7
Wtd. Avg. Base & Total Tons	2,500.00		0.9		3,000.00	052025	9.4
					3,100.00	000100	13.8
Negroamaro	2,500.00	000100	2.1		3,151.18	000100	0.5
Wtd. Avg. Base & Total Tons	2,500.00		2.1		3,154.00	017600	4.5
					3,154.98	000100	13.8
Petit Verdot	650.00	000100	9.0		3,154.98	014000	1.4
	700.00	000100	0.3		3,160.00	000100	0.4
	800.00	000100	0.4		3,200.00	000100	2.7
	1,000.00	000100	5.0		3,350.00	000100	74.3
	1,500.00	000100	1.0		3,375.00	000100	17.1
	1,700.00	000100	2.5		3,500.00	000100	0.9
	1,950.00	000100	12.6		3,600.00	000100	14.9
	2,000.00	021600	1.2		3,600.00	021200	2.5
	2,400.00	000100	22.1		3,600.00	024500	1.3
	2,500.00	000100	4.7		3,949.79	000100	1.7
	2,600.00	000100	11.3		4,000.00	000100	6.7
	2,747.55	000100	6.3		4,400.00	000100	8.1
	2,750.00	000100	0.7		4,494.45	003150	21.9
	2,900.00	000100	20.0		4,500.00	000100	5.0
	3,000.00	000100	7.2		4,600.00	000100	1.8
	3,000.00	020800	1.3		4,774.05	000100	16.6
	3,107.00	000100	13.5	Wtd. Avg. Base & Total Tons	5,300.00	000100	0.4
	3,175.00	000100	21.7		2,768.35		522.2
	3,200.00	000100	5.4				
	3,243.96	000100	0.1	Pinot Noir	100.00	000100	57.2
	3,333.43	000100	12.3		100.00	011300	1.7
	3,404.00	000100	2.5		200.00	000100	15.6
	3,500.00	000100	6.7		250.00	000100	1.8
	3,600.00	000100	4.2		300.00	000100	25.8
	3,959.66	000100	7.7		350.00	014000	4.1
	3,972.74	021200	4.9		379.00	011400	1.9
	4,198.00	000100	17.5		380.00	000100	0.8
	4,500.00	000100	12.0		500.00	000100	62.4
	4,663.66	000100	1.6		500.00	021000	0.2
					550.00	000100	357.5

TABLE 8: BASE PRICE PAID TO GROWERS FOR GRAPES CRUSHED AND DELIVERED TO CALIFORNIA PROCESSORS FROM THE 2020 CROP WITH BRIX FACTORS AND PURCHASED TONNAGE, BY TYPE, VARIETY, REPORTING DISTRICT WHERE GROWN, AND WEIGHTED AVERAGE BASE PRICE

District, Type, and Variety	Base Price	Brix	Tons	District, Type, and Variety	Base Price	Brix	Tons
	Per Ton	Factors			Per Ton	Factors	
	Dollars	Code ^a			Dollars	Code ^a	
DISTRICT 3 (Cont'd)					3,000.00	020800	2.1
Pinot Noir (Cont'd)	650.00	000100	318.7		3,000.00	021000	80.0
	700.00	000100	49.4		3,076.00	000100	5.2
	937.18	000100	10.2		3,093.52	000100	70.3
	1,000.00	000100	633.2		3,100.00	000100	3.5
	1,000.00	008100	11.8		3,150.00	000100	2.6
	1,100.00	000100	4.3		3,153.00	000100	38.7
	1,103.57	000100	16.7		3,182.18	000100	47.2
	1,168.52	000100	378.2		3,200.00	000100	178.5
	1,200.00	000100	151.6		3,200.00	013400	3.0
	1,200.00	052025	12.4		3,200.00	017200	124.6
	1,235.78	000100	135.5		3,206.34	000100	9.0
	1,250.00	000100	19.7		3,218.00	000100	157.5
	1,300.00	000100	52.1		3,226.50	002200	12.1
	1,400.00	000100	11.1		3,245.99	000100	16.1
	1,500.00	000100	79.1		3,250.00	000100	28.7
	1,500.00	010900	1.0		3,253.55	013800	23.6
	1,500.00	013600	5.2		3,300.00	000100	94.6
	1,500.00	060905	12.1		3,319.46	000100	32.9
	1,550.00	000100	22.0		3,327.95	000100	9.0
	1,552.11	000100	89.8		3,333.00	000100	3.0
	1,558.17	000100	94.7		3,350.00	000100	23.8
	1,700.00	000100	16.2		3,383.10	024500	27.4
	1,750.00	000100	4.1		3,394.08	000100	44.1
	1,767.50	018100	0.7		3,400.00	000100	116.0
	1,800.00	000100	64.6		3,406.00	020800	6.9
	1,875.00	025100	19.4		3,426.79	000100	23.3
	1,900.00	000100	239.3		3,450.00	000100	26.3
	1,950.00	014000	7.5		3,473.75	000100	1.4
	2,000.00	000100	1,008.1		3,486.04	000100	371.4
	2,000.00	017400	1.1		3,500.00	000100	134.6
	2,050.00	000100	29.6		3,500.00	013400	1.7
	2,062.50	000100	8.8		3,500.00	018100	5.9
	2,100.00	000100	37.0		3,500.00	020800	8.5
	2,100.00	013600	6.9		3,500.00	021200	2.6
	2,125.00	000100	7.1		3,500.00	027800	26.8
	2,130.00	000100	276.3		3,520.00	000100	9.6
	2,142.86	000100	14.7		3,520.00	007600	2.8
	2,150.00	000100	22.6		3,520.03	000100	17.6
	2,200.00	007500	40.0		3,521.64	000100	8.1
	2,200.00	011300	1.0		3,535.00	052025	12.0
	2,250.00	000100	46.7		3,563.00	000100	23.9
	2,267.57	025100	16.2		3,600.00	000100	21.1
	2,300.00	000100	179.4		3,678.00	000100	1.3
	2,350.00	000100	61.5		3,700.00	000100	105.2
	2,400.00	000100	19.4		3,721.98	000100	18.7
	2,500.00	000100	370.8		3,726.38	000100	53.0
	2,500.00	017000	3.6		3,750.00	000100	64.4
	2,500.00	017200	9.8		3,750.00	021000	57.5
	2,500.00	017900	6.5		3,795.46	000100	15.2
	2,503.00	000100	5.1		3,800.00	000100	80.1
	2,505.66	000100	136.2		3,800.00	011800	2.2
	2,520.00	000100	51.0		3,800.00	013600	2.5
	2,563.34	025100	38.4		3,800.00	024500	2.6
	2,600.00	000100	50.1		3,800.00	052025	5.3
	2,652.00	013800	8.8		3,838.00	052025	8.4
	2,700.00	000100	78.4		3,844.69	000100	67.8
	2,700.00	017200	1.3		3,850.00	000100	2.0
	2,720.00	000100	28.1		3,891.05	000100	35.5
	2,744.00	000100	10.5		3,894.00	000100	3.3
	2,750.00	000100	143.2		3,900.00	000100	42.9
	2,750.00	009900	129.4		3,900.00	021200	11.5
	2,800.00	000100	493.5		3,911.00	000100	5.2
	2,800.00	011100	2.2		3,911.00	017800	2.4
	2,850.00	000100	26.5		3,911.14	000100	44.5
	2,880.00	000100	2.1		3,912.93	000100	97.2
	2,900.00	000100	31.2		3,914.00	000100	17.8
	3,000.00	000100	71.0		3,922.38	000100	180.5
	3,000.00	008400	10.2		3,924.69	000100	146.7
	3,000.00	009520	54.0		3,933.18	000100	191.5
	3,000.00	010160	62.5		3,940.00	000100	8.8
	3,000.00	013600	1.0		3,944.51	000100	18.4
	3,000.00	017200	21.9		3,945.00	000100	120.8

TABLE 8: BASE PRICE PAID TO GROWERS FOR GRAPES CRUSHED AND DELIVERED TO CALIFORNIA PROCESSORS FROM THE 2020 CROP WITH BRIX FACTORS AND PURCHASED TONNAGE, BY TYPE, VARIETY, REPORTING DISTRICT WHERE GROWN, AND WEIGHTED AVERAGE BASE PRICE

District, Type, and Variety	Base Price	Brix	Tons	District, Type, and Variety	Base Price	Brix	Tons
	Per Ton	Factors			Per Ton	Factors	
	Dollars	Code ^a			Dollars	Code ^a	
DISTRICT 3 (Cont'd)					5,300.00	000100	4.3
Pinot Noir (Cont'd)	3,948.28	020800	42.3		5,300.00	022600	53.0
	3,950.00	013400	9.0		5,335.00	000100	21.4
	3,950.00	014000	9.3		5,347.00	000100	4.8
	3,978.07	000100	11.2		5,350.00	000100	2.4
	4,000.00	000100	224.4		5,366.00	000100	45.3
	4,000.00	013600	1.6		5,400.00	000100	30.1
	4,000.00	017400	1.5		5,400.00	021000	2.8
	4,000.00	017800	0.8		5,500.00	000100	94.1
	4,000.00	020800	5.3		5,500.00	013600	0.5
	4,000.00	021000	15.0		5,500.00	014000	2.1
	4,000.00	022600	54.9		5,500.00	017200	9.8
	4,025.60	000100	46.5		5,500.00	017900	9.2
	4,100.00	000100	15.3		5,550.00	000100	2.2
	4,100.00	013600	1.1		5,595.04	000100	6.9
	4,110.65	000100	22.9		5,600.00	000100	7.7
	4,125.86	017200	3.6		5,600.00	017200	24.5
	4,155.00	017000	3.4		5,600.00	021200	17.5
	4,200.00	000100	48.0		5,642.00	017200	8.3
	4,200.00	013600	1.7		5,644.91	000100	28.0
	4,200.00	017900	22.2		5,700.00	017200	11.8
	4,200.00	021500	4.6		5,800.00	020800	5.0
	4,226.89	019300	29.4		6,000.00	000100	275.8
	4,275.00	000100	3.9		6,000.00	014100	2.0
	4,300.00	000100	85.5		6,000.00	017200	42.3
	4,300.00	020800	14.0		6,000.00	017400	6.3
	4,320.00	000100	8.7		6,000.00	020800	43.2
	4,375.00	000100	1.5		6,000.00	021000	6.2
	4,396.88	000100	72.9		6,010.00	000100	9.4
	4,400.00	000100	55.5		6,099.00	000100	10.0
	4,400.00	022700	23.3		6,100.00	000100	16.0
	4,413.00	013800	102.5		6,117.00	021200	15.3
	4,466.00	000100	12.6		6,242.40	000100	16.1
	4,500.00	000100	392.0		6,250.00	000100	2.6
	4,500.00	013600	4.5		6,260.69	000100	22.2
	4,500.00	017600	3.3		6,275.00	010700	67.8
	4,500.00	020800	17.6		6,300.00	000100	3.4
	4,535.14	022700	14.3		6,304.00	000100	16.1
	4,600.00	000100	2.7		6,400.00	000100	9.6
	4,600.00	011100	2.0		6,415.00	000100	2.1
	4,617.77	020800	8.1		6,500.00	000100	13.4
	4,635.00	000100	10.2		6,500.00	013400	2.5
	4,682.00	024500	130.3		6,567.28	021200	3.7
	4,686.00	000100	7.1		6,586.02	000100	0.9
	4,700.00	000100	28.3		6,596.00	000100	3.2
	4,750.00	000100	3.9		6,608.39	021200	4.2
	4,800.00	000100	14.7		6,650.00	000100	6.2
	4,800.00	008300	5.2		6,659.90	000100	29.4
	4,800.00	020800	7.3		6,663.00	017200	6.2
	4,800.00	025300	6.0		6,688.00	000100	20.3
	4,811.39	000100	6.6		6,695.00	000100	44.2
	4,900.00	000100	15.5		6,720.80	020800	9.3
	4,910.00	021000	1.2		6,753.15	000100	18.5
	4,929.50	024300	18.3		6,774.00	000100	10.5
	5,000.00	000100	71.5		6,830.00	000100	19.9
	5,000.00	013100	2.8		6,850.00	000100	5.9
	5,000.00	013600	6.0		6,932.00	000100	5.4
	5,000.00	013800	5.7		6,947.99	017900	15.3
	5,000.00	017000	4.6		6,981.75	000100	13.0
	5,000.00	017600	33.6		7,000.00	000100	80.1
	5,000.00	019100	4.7		7,000.00	017200	6.8
	5,000.00	020800	1.9		7,061.54	000100	8.2
	5,000.00	021000	6.5		7,061.94	000100	3.5
	5,000.00	022600	29.8		7,100.00	017200	12.8
	5,100.00	017200	45.7		7,164.00	000100	31.2
	5,100.00	020800	8.8		7,165.00	000100	32.6
	5,132.35	017900	10.9		7,300.00	000100	3.3
	5,170.63	000100	7.4		7,300.00	017200	2.3
	5,200.00	009535	2.8		7,360.00	000100	8.1
	5,200.00	014000	2.1		7,375.91	021200	3.9
	5,200.00	017900	10.5		7,398.00	000100	8.9
	5,250.00	000100	13.9		7,400.00	017200	31.7
	5,296.46	000100	22.5		7,403.13	000100	3.0

TABLE 8: BASE PRICE PAID TO GROWERS FOR GRAPES CRUSHED AND DELIVERED TO CALIFORNIA PROCESSORS FROM THE 2020 CROP WITH BRIX FACTORS AND PURCHASED TONNAGE, BY TYPE, VARIETY, REPORTING DISTRICT WHERE GROWN, AND WEIGHTED AVERAGE BASE PRICE

District, Type, and Variety	Base Price	Brix	Tons	District, Type, and Variety	Base Price	Brix	Tons
	Per Ton	Factors			Per Ton	Factors	
	Dollars	Code ^a			Dollars	Code ^a	
DISTRICT 3 (Cont'd)							
Pinot Noir (Cont'd)	7,500.00	000100	5.4	St Laurent	2,500.00	000100	3.3
	7,500.00	017000	1.9		2,500.00	011300	1.1
	7,500.00	017200	8.1		2,695.00	000100	3.4
	7,500.00	024300	8.5		2,750.00	000100	8.7
	7,700.00	000100	5.8	Wtd. Avg. Base & Total Tons	2,672.00		16.5
	7,761.20	000100	48.8				
	7,771.59	000100	11.2	Syrah *	374.95	000100	5.3
	7,772.00	000100	9.9		500.00	000100	41.8
	7,785.00	000100	15.7		500.00	025400	1.0
	7,800.00	000100	2.6		600.00	000100	2.8
	7,875.00	000100	8.8		800.00	000100	2.5
	7,875.03	000100	17.6		1,000.00	000100	2.7
	8,000.00	000100	32.3		1,200.00	000100	22.5
	8,000.00	009550	3.2		1,500.00	000100	26.1
	8,000.00	013600	0.9		1,666.25	000100	6.4
	8,000.00	020600	18.9		1,750.00	000100	14.8
	8,234.61	000100	103.6		1,785.00	000100	20.7
	8,500.00	000100	5.0		1,800.00	000100	0.9
	8,500.00	017000	28.8		1,800.00	013600	1.0
	8,682.00	000100	10.4		1,825.00	000100	1.8
	8,700.00	000100	29.9		1,900.00	000100	7.8
	8,902.00	000100	6.0		2,000.00	000100	228.1
	9,095.14	000100	5.6		2,000.00	013100	7.4
	9,372.00	000100	5.5		2,100.00	000100	2.9
	9,468.00	000100	19.9		2,200.00	000100	10.3
	10,000.00	000100	3.5		2,330.00	000100	5.9
	10,000.00	021000	2.1		2,350.00	017200	12.6
	10,045.00	000100	3.4		2,400.00	000100	102.0
	11,500.00	000100	7.5		2,400.00	020800	1.2
	12,642.00	017200	7.3		2,423.75	000100	2.1
	14,459.94	000100	17.9		2,475.00	000100	33.4
Wtd. Avg. Base & Total Tons	3,282.16		13,712.2		2,500.00	000100	42.3
					2,500.00	021500	7.2
Primitivo	2,000.00	014000	3.7		2,500.00	052025	10.4
	2,200.00	000100	1.6		2,550.00	000100	13.4
	2,200.00	028000	3.0		2,575.00	000100	11.4
	2,250.00	000100	8.9		2,580.10	000100	4.1
	2,335.00	000100	3.9		2,600.00	000100	36.1
	2,400.00	000100	12.7		2,784.92	000100	21.6
	2,500.00	000100	2.0		2,800.00	000100	1.3
	2,600.00	000100	9.1		2,800.00	023100	3.1
	2,700.00	000100	4.1		2,807.41	000100	3.9
	2,750.00	000100	32.4		2,811.00	017600	1.0
	2,800.00	000100	3.9		2,812.00	000100	15.9
	2,880.00	000100	3.9		2,812.00	020800	2.4
	2,900.00	024800	1.9		2,812.10	000100	7.9
	3,200.00	000100	6.9		2,900.00	000100	4.2
	3,300.00	023100	12.3		3,000.00	000100	1.0
Wtd. Avg. Base & Total Tons	2,686.25		110.3		3,000.00	010900	5.0
					3,000.00	021500	3.3
Refosco *	3,750.00	010700	0.5		3,000.00	023100	9.3
Wtd. Avg. Base & Total Tons	3,750.00		0.5		3,016.00	013800	7.1
					3,098.93	003200	19.2
Sagrantino	2,500.00	000100	1.4		3,100.00	024500	4.1
Wtd. Avg. Base & Total Tons	2,500.00		1.4		3,200.00	000100	3.7
					3,200.00	017000	0.5
					3,300.00	009000	1.1
Sangiovese *	1,975.00	000100	19.1		3,325.00	000100	11.9
	2,000.00	000100	3.5		3,400.00	021000	4.0
	2,000.00	017000	3.2		3,500.00	000100	9.1
	2,025.00	000100	71.3		3,600.00	010700	1.7
	2,065.00	000100	9.7		3,700.00	000100	9.0
	2,200.00	024800	2.3		3,700.00	006400	3.1
	2,334.78	000100	16.4		3,700.00	021000	1.4
	2,400.00	020600	2.0		3,733.97	000100	12.1
	2,400.00	021000	1.6		3,750.00	000100	4.8
	2,500.00	000100	5.0		3,750.00	008303	2.6
	2,530.94	000100	1.3		3,750.00	021200	1.6
	2,900.00	000100	3.1		3,800.00	020800	1.6
	3,200.00	013600	2.0		3,850.00	000100	4.3
	3,299.66	000100	4.0		3,750.00	021200	1.6
	3,500.00	000100	1.0		3,800.00	020800	1.6
	4,500.00	000100	6.9		3,850.00	000100	4.3
	5,200.00	000100	3.3				
Wtd. Avg. Base & Total Tons	2,335.35		155.7				

TABLE 8: BASE PRICE PAID TO GROWERS FOR GRAPES CRUSHED AND DELIVERED TO CALIFORNIA PROCESSORS FROM THE 2020 CROP WITH BRIX FACTORS AND PURCHASED TONNAGE, BY TYPE, VARIETY, REPORTING DISTRICT WHERE GROWN, AND WEIGHTED AVERAGE BASE PRICE

District, Type, and Variety	Base Price	Brix	Tons	District, Type, and Variety	Base Price	Brix	Tons
	Per Ton	Factors			Per Ton	Factors	
	Dollars	Code ^a			Dollars	Code ^a	
DISTRICT 3 (Cont'd)					2,599.00	000100	19.1
Syrah * (Cont'd)	4,000.00	000100	6.9		2,600.00	000100	33.6
	4,000.00	010700	2.1		2,610.00	003200	20.2
	4,000.00	013100	2.7		2,650.00	000100	77.9
	4,000.00	013400	1.4		2,685.00	000100	82.0
	4,000.00	014100	2.1		2,700.00	000100	79.4
	4,149.85	003150	2.0		2,700.00	021200	31.9
	4,204.56	003200	12.3		2,700.00	024800	8.3
	4,400.00	000100	0.8		2,739.19	000100	7.1
	4,500.00	000100	21.9		2,750.00	000100	181.8
	4,500.00	010700	5.1		2,774.10	000100	22.2
	4,500.00	024800	4.4		2,790.00	000100	17.0
	4,774.05	000100	11.8		2,800.00	000100	205.8
	4,800.00	000100	1.7		2,800.00	003200	16.7
	4,800.00	011300	1.0		2,800.00	021500	15.6
	5,000.00	000100	7.8		2,800.00	021600	72.1
	5,250.00	000100	2.9		2,800.00	024800	2.9
	5,300.00	000100	1.1		2,829.58	000100	18.8
	5,400.00	000100	1.2		2,850.00	000100	20.3
	5,700.00	000100	4.4		2,850.00	020600	1.2
	5,784.58	021000	3.5		2,850.00	024800	2.6
	5,800.00	000100	1.2		2,871.71	000100	11.4
	6,128.29	014000	7.6		2,888.53	000100	67.7
	6,335.70	000100	4.9		2,889.69	000100	42.0
	6,500.00	013100	4.9		2,900.00	000100	33.2
Wtd. Avg. Base & Total Tons	2,563.97		987.4		2,900.00	008300	4.9
					2,916.98	000100	33.3
Tannat	4,298.00	000100	2.6		2,950.00	000100	7.3
Wtd. Avg. Base & Total Tons	4,298.00		2.6		2,971.38	000100	19.4
					3,000.00	000100	176.4
Tempranillo *	2,000.00	000100	0.9		3,000.00	003200	21.5
	3,000.00	000100	1.4		3,000.00	013600	3.1
Wtd. Avg. Base & Total Tons	2,608.70		2.3		3,000.00	020800	46.5
					3,000.00	024800	5.1
Trousseau *	2,700.00	000100	0.6		3,000.00	064510	4.2
	3,750.00	009100	0.8		3,025.00	000100	26.3
Wtd. Avg. Base & Total Tons	3,300.00		1.4		3,071.25	000100	3.7
					3,074.96	000100	138.1
Zinfandel	300.00	000100	388.2		3,093.69	000100	5.2
	500.00	000100	25.7		3,100.00	000100	26.6
	600.00	000100	2.0		3,105.00	025100	6.9
	600.00	020800	4.0		3,128.41	000100	11.5
	600.00	025100	41.6		3,128.41	025100	3.1
	650.00	000100	1.6		3,141.90	000100	25.9
	800.00	000100	41.7		3,142.00	000100	5.9
	1,000.00	000100	9.3		3,143.04	000100	70.0
	1,200.00	000100	2.9		3,143.05	024500	21.0
	1,275.00	025100	19.8		3,179.34	000100	46.1
	1,350.00	025100	26.6		3,184.00	000100	622.8
	1,500.00	000100	86.0		3,200.00	000100	44.0
	1,500.00	013600	9.4		3,200.00	013600	10.2
	1,500.00	021500	9.7		3,200.00	021000	23.1
	1,600.00	000100	2.9		3,232.00	052025	10.9
	1,750.00	000100	4.3		3,289.82	000100	4.4
	1,750.00	017400	8.9		3,300.00	000100	32.2
	1,800.00	000100	97.9		3,300.00	024800	5.3
	1,976.33	000100	1.7		3,300.20	000100	38.1
	2,000.00	000100	90.3		3,340.53	000100	29.7
	2,000.00	020800	10.6		3,400.00	000100	16.2
	2,000.00	021800	0.6		3,422.65	000100	11.2
	2,100.00	000100	5.8		3,456.09	000100	11.7
	2,200.00	000100	16.4		3,500.00	000100	22.2
	2,250.00	000100	13.5		3,500.00	021000	2.0
	2,280.00	000100	1.8		3,500.00	024800	6.5
	2,288.88	000100	10.4		3,515.00	070646	20.0
	2,400.00	000100	43.8		3,600.00	000100	94.3
	2,400.00	021000	4.5		3,600.00	021200	11.9
	2,500.00	000100	210.5		3,641.40	000100	4.2
	2,500.00	008300	10.4		3,650.00	000100	3.0
	2,500.00	024800	4.8		3,700.00	025100	4.6
	2,500.00	025400	3.2		3,750.00	000100	2.0
	2,500.00	052025	10.5		3,750.00	024500	2.7
	2,581.81	000100	12.6		3,799.04	000100	28.7

TABLE 8: BASE PRICE PAID TO GROWERS FOR GRAPES CRUSHED AND DELIVERED TO CALIFORNIA PROCESSORS FROM THE 2020 CROP WITH BRIX FACTORS AND PURCHASED TONNAGE, BY TYPE, VARIETY, REPORTING DISTRICT WHERE GROWN, AND WEIGHTED AVERAGE BASE PRICE

District, Type, and Variety	Base Price	Brix	Tons	District, Type, and Variety	Base Price	Brix	Tons
	Per Ton	Factors			Per Ton	Factors	
	Dollars	Code ^a			Dollars	Code ^a	
DISTRICT 3 (Cont'd)							
Zinfandel (Cont'd)	3,800.00	000100	17.6	Chardonnay *	800.00	000100	114.7
	3,850.00	000100	19.8		1,000.00	000100	220.3
	3,850.00	025100	3.2		1,066.36	000100	133.1
	3,900.00	000100	12.7		1,400.00	021200	65.8
	3,927.38	000100	13.6		1,423.67	000100	76.1
	3,927.40	000100	19.4		1,800.00	000100	10.0
	4,000.00	000100	118.3		1,900.00	000100	1.1
	4,000.00	009550	4.5		1,910.00	000100	52.0
	4,000.00	025100	5.2		1,978.11	000100	59.7
	4,000.00	029150	3.4		1,995.83	007800	25.4
	4,154.79	000100	2.5		2,000.00	000100	384.8
	4,161.60	000100	21.8		2,010.06	007800	64.2
	4,200.00	017600	1.4		2,025.79	007800	47.2
	4,250.00	000100	4.0		2,098.71	007800	43.0
	4,296.00	025100	14.0		2,100.00	007800	6.0
	4,307.24	000100	9.7		2,136.42	007800	237.8
	4,400.00	000100	28.2		2,186.75	000100	50.5
	4,500.00	000100	53.7		2,186.75	007800	32.5
	4,600.00	000100	33.7		2,200.00	000100	25.5
	5,000.00	000100	36.7		2,200.00	024500	5.2
	5,168.64	000100	8.3		2,203.28	007800	25.2
	5,300.00	000100	6.7		2,206.79	007800	56.2
	5,400.00	000100	13.9		2,250.00	000100	179.8
	5,441.00	000100	3.6		2,250.00	007800	100.7
	5,500.00	000100	17.6		2,267.76	000100	50.1
	5,500.00	024500	7.3		2,300.00	000100	44.9
	5,500.00	025100	4.5		2,300.00	017400	4.4
	5,512.00	029150	6.7		2,350.00	000100	8.6
	5,700.00	024500	7.4		2,350.00	017000	24.6
	5,750.00	000100	5.0		2,351.16	000100	44.0
	5,800.00	024500	5.7		2,351.16	007800	73.9
	5,900.00	000100	8.2		2,380.58	007800	58.0
	5,900.00	017400	4.6		2,400.00	000100	54.1
	5,913.57	000100	3.2		2,400.00	020800	1.8
	6,000.00	000100	3.4		2,401.76	007800	133.7
	6,200.00	000100	3.9		2,404.60	007800	22.4
	6,565.00	024500	4.8		2,450.00	011300	14.0
	10,000.00	000100	1.6		2,450.00	024500	5.8
	15,020.27	014000	7.4		2,456.77	000100	7.0
Wtd. Avg. Base & Total Tons	2,783.32		4,645.8		2,458.04	007800	17.8
					2,463.77	000100	76.9
Other Red ^b	1,300.00	000100	3.0		2,463.77	007800	77.8
	2,095.42	000100	5.9		2,500.00	000100	242.3
	2,500.00	000100	1.2		2,500.00	013600	31.3
	2,700.00	000100	0.8		2,500.00	021000	3.9
	2,800.00	000100	1.0		2,559.00	000100	29.6
	2,900.00	000100	10.1		2,600.00	000100	14.8
	3,000.00	000100	32.9		2,600.00	007800	109.2
	3,400.00	000100	27.1		2,616.00	000100	24.5
	3,474.00	000100	3.0		2,650.00	000100	19.9
	3,600.00	000100	17.1		2,680.08	007800	76.5
	3,714.00	000100	5.2		2,700.00	000100	327.4
	3,750.00	009100	0.5		2,700.00	021200	104.2
	3,800.00	000100	6.5		2,731.82	000100	19.3
	3,850.00	000100	22.5		2,740.58	000100	29.7
	3,950.00	000100	40.6		2,745.00	005805	5.9
	4,000.00	000100	4.5		2,750.00	000100	81.0
	4,275.00	000100	3.8		2,750.00	021200	122.0
	5,500.00	000100	4.2		2,750.00	024500	14.1
Wtd. Avg. Base & Total Tons	3,510.07		189.9		2,779.24	000100	11.2
					2,786.41	000100	25.2
					2,800.00	000100	26.5
DISTRICT 4					2,800.00	010700	14.9
WINE GRAPES (WHITE)					2,800.00	020800	6.1
Albarino	3,000.00	000100	3.2		2,825.00	000100	56.2
	3,200.00	008700	4.5		2,830.00	007900	1.3
	3,400.00	000100	13.4		2,830.98	017600	69.9
	5,100.00	013400	1.3		2,831.63	000100	20.0
Wtd. Avg. Base & Total Tons	3,401.34		22.4		2,841.00	000100	4.4
					2,850.00	000100	47.1
Arneis	2,507.96	000100	0.9		2,886.14	000100	38.6
	3,200.00	008700	0.3		2,917.00	000100	4.1
Wtd. Avg. Base & Total Tons	2,680.97		1.2				

TABLE 8: BASE PRICE PAID TO GROWERS FOR GRAPES CRUSHED AND DELIVERED TO CALIFORNIA PROCESSORS FROM THE 2020 CROP WITH BRIX FACTORS AND PURCHASED TONNAGE, BY TYPE, VARIETY, REPORTING DISTRICT WHERE GROWN, AND WEIGHTED AVERAGE BASE PRICE

District, Type, and Variety	Base Price	Brix	Tons	District, Type, and Variety	Base Price	Brix	Tons
	Per Ton	Factors			Per Ton	Factors	
	Dollars	Code ^a			Dollars	Code ^a	
DISTRICT 4 (Cont'd)					3,919.98	000100	18.8
Chardonnay * (Cont'd)	2,921.87	000100	11.9		3,920.15	017400	4.7
	2,928.00	024500	6.4		3,937.00	000100	8.8
	2,928.83	000100	60.3		4,000.00	000100	7.1
	2,928.97	000100	162.8		4,000.00	008200	2.0
	2,933.36	023000	2.8		4,000.00	017000	1.0
	2,944.23	017600	29.0		4,000.00	021200	5.3
	2,950.00	000100	12.6		4,000.00	024500	2.0
	2,950.00	017200	6.3		4,100.00	000100	19.6
	2,979.78	000100	40.4		4,200.00	000100	2.0
	2,983.05	000100	22.4		4,200.00	021200	6.1
	3,000.00	000100	143.1		4,200.00	024500	4.8
	3,000.00	011300	5.2		4,316.31	000100	24.4
	3,000.00	013900	14.9		4,337.28	000100	25.6
	3,000.00	017600	17.4		4,400.00	000100	2.9
	3,000.00	021200	31.7		4,409.90	000100	21.8
	3,023.18	000100	23.1		4,421.37	000100	9.7
	3,024.46	000100	87.3		4,500.00	000100	20.6
	3,031.00	000100	9.7		4,500.00	010700	0.8
	3,031.32	017600	4.2		4,500.00	021200	3.7
	3,031.48	000100	5.3		4,537.55	000100	5.0
	3,032.00	000100	4.2		4,630.50	000100	4.8
	3,032.02	000100	21.5		4,650.00	000100	12.6
	3,032.02	017000	91.4		4,740.02	000100	5.9
	3,032.18	000100	26.0		4,750.00	000100	4.7
	3,050.00	000100	15.3		4,800.00	000100	1.8
	3,073.00	000100	3.7		4,810.97	000100	15.7
	3,087.00	000100	17.8		4,862.00	000100	6.4
	3,091.53	000100	39.9		5,000.00	000100	6.8
	3,100.00	000100	474.1		5,003.10	025400	2.7
	3,100.00	017200	6.3		5,094.06	025400	1.9
	3,125.51	000100	6.8		5,208.00	000100	4.8
	3,188.00	000100	47.9		5,230.04	000100	13.4
	3,200.00	000100	30.3		5,233.00	000100	178.5
	3,200.00	013800	14.0		5,250.00	000100	5.1
	3,200.00	021000	2.5		5,296.60	000100	8.5
	3,200.00	024500	3.0		5,300.00	000100	35.7
	3,209.11	000100	12.9		5,469.78	000100	1.7
	3,221.87	000100	4.8		5,500.00	000100	1.2
	3,223.09	000100	20.8		5,600.00	014000	4.0
	3,296.00	000100	354.3		5,788.12	021000	2.3
	3,300.00	000100	236.8		6,420.00	000100	7.2
	3,300.00	021200	4.7		6,500.00	000100	3.6
	3,307.50	017600	40.6		6,500.00	011100	0.8
	3,334.63	000100	95.5		6,600.00	000100	10.0
	3,335.40	000100	90.7		6,893.00	000100	6.1
	3,363.72	017600	74.1		7,000.00	000100	5.2
	3,394.88	017600	87.5		7,082.00	000100	8.7
	3,400.00	000100	192.5		7,147.18	000100	17.3
	3,400.00	011300	4.3		7,534.33	000100	8.1
	3,429.00	024800	2.4		7,824.00	021900	56.5
	3,452.50	000100	25.9		8,000.00	022600	10.9
	3,475.00	000100	98.9		8,200.00	014000	6.9
	3,486.00	000100	13.4		9,136.00	024500	11.4
	3,486.20	000100	9.1		9,508.00	000100	22.8
	3,487.01	000100	16.4		10,000.00	000100	1.5
	3,489.07	000100	109.7		11,847.00	024500	2.9
	3,500.00	000100	52.9		12,345.00	024500	2.0
	3,505.00	000100	555.5		12,500.00	000100	27.4
	3,505.00	017400	5.3		13,247.00	000100	3.6
	3,600.00	000100	17.6		13,260.80	020800	13.0
	3,637.58	017600	79.0	Wtd. Avg. Base & Total Tons	3,020.67		9,233.8
	3,638.62	017400	5.2	Chenin Blanc	2,250.00	000100	1.4
	3,646.73	000100	9.1		2,500.00	000100	9.5
	3,650.00	000100	52.1		2,560.00	000100	3.3
	3,671.69	000100	85.7		3,000.00	000100	1.6
	3,699.11	000100	152.9		3,300.00	000100	4.0
	3,700.00	000100	2.6		3,626.00	000100	1.0
	3,783.77	021200	44.5	Wtd. Avg. Base & Total Tons	2,739.13		20.8
	3,789.15	017600	63.5	Fiano	2,500.00	000100	0.5
	3,800.00	000100	26.4		2,507.96	000100	1.1
	3,861.23	000100	8.5	Wtd. Avg. Base & Total Tons	2,505.47		1.6
	3,900.00	000100	17.4				

TABLE 8: BASE PRICE PAID TO GROWERS FOR GRAPES CRUSHED AND DELIVERED TO CALIFORNIA PROCESSORS FROM THE 2020 CROP WITH BRIX FACTORS AND PURCHASED TONNAGE, BY TYPE, VARIETY, REPORTING DISTRICT WHERE GROWN, AND WEIGHTED AVERAGE BASE PRICE

District, Type, and Variety	Base Price	Brix	Tons	District, Type, and Variety	Base Price	Brix	Tons
	Per Ton	Factors			Per Ton	Factors	
	Dollars	Code ^a			Dollars	Code ^a	
DISTRICT 4 (Cont'd)					2,050.00	021200	10.6
Flora	1,800.00	000100	3.0		2,093.00	000100	69.2
	2,200.00	000100	1.4		2,096.00	000100	82.2
	2,410.61	000100	16.5		2,100.00	013400	9.7
Wtd. Avg. Base & Total Tons	2,308.85		20.9		2,100.00	017400	5.1
					2,100.00	020800	6.2
Gruner Veltliner	1,800.00	000100	1.4		2,141.00	000100	18.3
Wtd. Avg. Base & Total Tons	1,800.00		1.4		2,144.00	000100	146.8
					2,150.00	000100	6.0
Malvasia Bianca	2,250.00	000100	2.4		2,153.00	021900	46.2
	2,650.00	000100	2.6		2,192.00	000100	22.7
Wtd. Avg. Base & Total Tons	2,458.00		5.0		2,200.00	000100	101.3
					2,200.00	013600	4.3
Marsanne	3,000.00	000100	1.7		2,225.00	000100	22.3
	3,588.00	000100	2.2		2,250.00	000100	64.5
Wtd. Avg. Base & Total Tons	3,331.69		3.9		2,300.00	000100	290.9
					2,300.00	017200	21.2
Muscat Blanc *	100.00	000100	13.6		2,304.00	000100	74.0
	2,000.00	000100	1.1		2,373.82	000100	11.0
	2,346.75	000100	19.0		2,400.00	000100	57.5
	2,588.67	000100	5.8		2,400.00	011100	1.4
	2,796.00	003200	2.8		2,400.00	013400	23.3
	2,847.36	000100	3.8		2,400.00	017400	10.2
Wtd. Avg. Base & Total Tons	1,774.65		46.1		2,413.00	000100	1.0
					2,413.60	000100	0.7
Picpoul Blanc	2,000.00	009300	5.6		2,422.00	000100	4.3
Wtd. Avg. Base & Total Tons	2,000.00		5.6		2,450.00	000100	17.5
					2,461.00	000100	4.4
Pinot Blanc	1,000.00	000100	2.0		2,461.00	013400	1.4
	1,500.00	000100	5.1		2,461.10	000100	4.3
	1,800.00	000100	4.6		2,462.00	000100	7.0
	1,837.26	007800	20.7		2,462.09	000100	108.6
	2,000.00	000100	3.9		2,462.09	013600	42.8
	2,000.00	013100	1.9		2,462.09	020800	63.1
	2,200.00	052005	14.5		2,463.00	000100	4.2
	2,500.00	000100	0.9		2,469.00	000100	22.8
Wtd. Avg. Base & Total Tons	1,897.60		53.6		2,470.00	000100	51.2
					2,475.00	000100	14.8
Pinot Gris *	1,754.13	007800	90.3		2,485.00	000100	3.4
	1,800.00	000100	10.2		2,485.31	017000	164.2
	1,900.00	007800	40.1		2,485.32	020800	35.5
	1,950.00	000100	65.3		2,485.34	000100	12.9
	2,000.00	000100	20.6		2,500.00	000100	392.8
	2,300.00	000100	12.3		2,500.00	013200	4.4
Wtd. Avg. Base & Total Tons	1,883.47		238.8		2,500.00	013400	1.9
					2,500.00	017000	3.0
Ribolla Gialla *	2,000.00	000100	8.8		2,500.00	017200	4.9
	2,000.00	010700	3.4		2,500.00	021200	20.0
	2,507.96	000100	1.4		2,510.00	000100	57.3
	2,525.00	000100	7.1		2,530.98	000100	16.5
	4,000.00	000100	0.5		2,532.00	000100	24.5
Wtd. Avg. Base & Total Tons	2,256.54		21.2		2,541.12	000100	5.5
					2,550.25	000100	28.9
Sauvignon Blanc	500.00	000100	2.8		2,600.00	000100	96.3
	800.00	021200	8.0		2,625.00	000100	56.8
	1,000.00	000100	24.0		2,675.00	000100	12.1
	1,000.00	017600	1.0		2,678.00	000100	270.7
	1,051.09	000100	35.4		2,681.72	000100	25.0
	1,200.00	000100	22.0		2,698.02	000100	25.0
	1,250.00	000100	6.3		2,700.00	000100	49.1
	1,400.00	000100	11.3		2,700.00	017200	12.5
	1,400.00	001400	15.6		2,700.00	021200	36.6
	1,500.00	000100	1.2		2,700.71	000100	23.9
	1,620.00	000100	98.9		2,707.21	000100	5.0
	1,640.00	000100	40.5		2,708.30	017400	5.8
	1,800.00	000100	263.6		2,708.30	022500	6.7
	1,850.00	000100	21.2		2,733.84	000100	84.4
	1,900.00	000100	322.5		2,740.41	000100	34.0
	2,000.00	000100	249.6		2,750.00	000100	11.6
	2,000.00	013100	12.7		2,752.12	000100	7.7
	2,028.53	000100	31.1		2,756.00	000100	31.7
Wtd. Avg. Base & Total Tons	2,048.00	000100	1.6		2,783.55	000100	4.8

TABLE 8: BASE PRICE PAID TO GROWERS FOR GRAPES CRUSHED AND DELIVERED TO CALIFORNIA PROCESSORS FROM THE 2020 CROP WITH BRIX FACTORS AND PURCHASED TONNAGE, BY TYPE, VARIETY, REPORTING DISTRICT WHERE GROWN, AND WEIGHTED AVERAGE BASE PRICE

District, Type, and Variety	Base Price	Brix	Tons	District, Type, and Variety	Base Price	Brix	Tons
	Per Ton	Factors			Per Ton	Factors	
	Dollars	Code ^a			Dollars	Code ^a	
DISTRICT 4 (Cont'd)					2,830.22	000100	6.2
Sauvignon Blanc (Cont'd)	2,794.59	021200	20.8		2,843.00	000100	8.4
	2,797.59	021200	22.0		3,000.00	000100	1.0
	2,800.00	000100	217.4		3,018.50	000100	3.7
	2,800.00	017000	3.6		3,018.50	009500	3.4
	2,811.38	000100	8.8		3,018.75	000100	2.1
	2,811.65	000100	81.7	Wtd. Avg. Base & Total Tons	2,590.13		98.1
	2,852.00	016800	4.4				
	2,856.00	000100	29.1	Sauvignon Vert *	4,500.00	009400	1.1
	2,858.11	000100	3.7	Wtd. Avg. Base & Total Tons	4,500.00		1.1
	2,858.14	000100	9.3				
	2,858.33	000100	29.9	Semillon	1,250.00	000100	2.2
	2,859.00	000100	16.4		2,093.00	000100	13.6
	2,879.00	003200	13.8		2,200.00	000100	2.0
	2,900.00	021200	134.2		2,300.00	000100	3.3
	2,950.00	000100	3.0		2,400.00	000100	6.4
	2,953.32	000100	3.1		2,500.00	000100	3.0
	2,955.00	000100	4.8		2,607.43	000100	3.5
	2,955.00	017400	9.5		2,700.00	000100	4.7
	2,955.00	021200	1.5		2,800.00	000100	3.6
	2,970.00	000100	52.0		2,828.00	000100	11.2
	3,000.00	000100	105.6		2,863.00	000100	0.3
	3,000.00	013400	2.0		3,000.00	000100	6.2
	3,000.00	017600	4.3		3,000.00	013400	2.0
	3,000.00	021200	10.1		3,000.00	013800	7.8
	3,000.00	021800	2.3		3,040.00	000100	6.7
	3,000.00	023000	3.5		3,059.34	000100	10.1
	3,003.19	000100	33.6		3,080.00	000100	3.3
	3,018.50	000100	3.1		3,089.00	000100	0.5
	3,018.50	009500	2.8		3,100.00	000100	10.1
	3,018.50	013400	9.8		3,150.00	000100	0.9
	3,018.75	000100	5.3		3,170.34	000100	1.7
	3,020.28	000100	1.7		3,175.00	000100	3.0
	3,030.00	000100	24.1		3,200.00	000100	19.0
	3,055.50	000100	4.6		3,224.42	000100	1.3
	3,078.00	017200	6.3		3,307.50	000100	6.5
	3,100.00	000100	11.1		3,370.80	000100	21.5
	3,106.68	000100	25.4		3,500.00	000100	0.5
	3,163.00	000100	0.8		3,552.00	000100	2.5
	3,200.00	000100	6.9		3,629.23	000100	35.6
	3,300.00	000100	6.7		3,800.00	000100	2.1
	3,333.00	000100	2.0		4,000.00	000100	4.3
	3,389.05	000100	27.4		4,600.00	000100	1.0
	3,400.00	013600	3.0		9,750.00	000100	0.6
	3,500.00	000100	67.3	Wtd. Avg. Base & Total Tons	3,109.21		201.0
	3,500.00	003200	4.5				
	3,505.00	000100	19.5	Tocai Friulano	2,000.00	000100	0.7
	3,780.00	017400	5.4		3,129.00	000100	15.2
	3,800.00	000100	9.5		4,000.00	000100	0.6
	3,939.00	000100	4.7	Wtd. Avg. Base & Total Tons	3,112.78		16.5
	4,000.00	000100	3.6				
	4,000.00	019500	6.6	Verdejo	2,575.00	000100	1.7
	4,500.00	000100	25.3	Wtd. Avg. Base & Total Tons	2,575.00		1.7
	4,500.00	009400	2.9				
	4,500.00	011300	2.6	Vermentino *	2,175.00	000100	5.1
	4,500.00	021800	3.1		2,356.70	020800	4.9
	4,600.00	000100	5.1		2,400.00	000100	3.2
	7,250.00	011300	3.1	Wtd. Avg. Base & Total Tons	2,296.99		13.2
	20,000.00	000100	8.1				
Wtd. Avg. Base & Total Tons	2,457.54		5,340.4	Viognier	2,700.00	000100	0.6
					2,900.00	000100	3.2
Sauvignon Gris	2,480.51	000100	14.9		2,900.00	013600	4.4
Wtd. Avg. Base & Total Tons	2,480.51		14.9		3,197.02	000100	23.1
					3,588.00	000100	0.1
Sauvignon Musque	2,000.00	000100	4.0		3,779.32	000100	24.1
	2,413.60	000100	0.8		3,780.00	000100	0.4
	2,462.10	000100	14.2		3,800.00	019600	1.2
	2,470.00	000100	16.5		4,326.00	000100	1.9
	2,477.00	000100	3.7		4,344.51	000100	2.6
	2,477.00	007900	11.3		4,347.00	000100	1.3
	2,487.68	000100	13.0		5,368.03	000100	2.4
	2,500.00	000100	2.3	Wtd. Avg. Base & Total Tons	3,569.27		65.3
	2,800.00	000100	7.5				

TABLE 8: BASE PRICE PAID TO GROWERS FOR GRAPES CRUSHED AND DELIVERED TO CALIFORNIA PROCESSORS FROM THE 2020 CROP WITH BRIX FACTORS AND PURCHASED TONNAGE, BY TYPE, VARIETY, REPORTING DISTRICT WHERE GROWN, AND WEIGHTED AVERAGE BASE PRICE

District, Type, and Variety	Base Price	Brix	Tons	District, Type, and Variety	Base Price	Brix	Tons
	Per Ton	Factors			Per Ton	Factors	
	Dollars	Code ^a			Dollars	Code ^a	
DISTRICT 4 (Cont'd)					8,000.00	000100	1.9
White Riesling *	2,000.00	000100	7.3		8,195.45	021200	5.4
	2,900.00	010900	1.9		8,400.00	000100	1.1
	3,000.00	000100	1.5		8,500.00	000100	14.7
	3,200.00	000100	2.1		8,504.00	029125	0.7
	3,505.00	000100	109.8		8,543.00	000100	2.3
	7,010.00	000100	4.1		8,651.00	000100	3.7
Wtd. Avg. Base & Total Tons	3,511.60		126.7		8,719.21	000100	3.7
					9,000.00	000100	29.2
Other White ^b	2,507.96	000100	0.3		9,000.00	003100	3.2
	6,500.00	000100	0.4		9,010.00	021900	11.7
Wtd. Avg. Base & Total Tons	4,789.13		0.7		9,082.00	023100	2.8
					9,158.00	000100	11.4
WINE GRAPES (RED)					9,257.90	000100	3.7
Aleatico	3,200.00	000100	2.1		9,425.00	000100	9.0
Wtd. Avg. Base & Total Tons	3,200.00		2.1		9,493.79	000100	20.8
					9,493.79	023200	2.8
Cabernet Franc	650.00	000100	7.6		9,493.80	000100	20.9
	750.00	000100	0.4		9,600.00	000100	10.0
	1,000.00	000100	5.1		9,672.00	000100	8.4
	1,200.00	011500	27.4		9,721.07	029150	1.9
	1,300.00	013800	3.1		9,880.55	000100	0.5
	1,500.00	000100	9.8		9,949.00	000100	3.2
	2,000.00	000100	27.5		9,968.00	000100	2.8
	2,000.00	021000	8.6		10,000.00	000100	1.9
	2,200.00	024500	3.7		10,779.00	021000	1.9
	2,300.00	000100	9.9		11,082.60	000100	4.3
	2,500.00	000100	12.1		11,389.98	027600	1.7
	2,805.12	023400	17.6		11,393.00	000100	1.7
	2,960.00	000100	4.7		11,500.00	000100	2.1
	3,000.00	000100	2.1		11,818.00	000100	2.8
	3,400.00	000100	1.1		12,000.00	000100	35.0
	3,500.00	000100	6.0		12,500.00	000100	4.2
	3,500.00	025100	1.9		13,614.00	000100	2.6
	3,750.00	000100	2.8		13,727.76	000100	3.1
	3,800.00	000100	6.1		14,405.00	000100	4.2
	3,800.00	010900	3.6		15,000.00	000100	15.6
	3,900.00	023100	3.1		19,500.00	000100	0.4
	3,939.30	021000	4.0		19,872.23	000100	0.6
	3,950.00	000100	26.5		20,000.00	000100	5.0
	4,000.00	000100	5.5		26,200.28	000100	4.7
	4,100.00	000100	13.5		28,500.00	000100	4.7
	4,100.00	025300	1.8		39,375.00	000100	1.3
	4,500.00	017600	6.4		42,179.83	000100	4.2
	4,707.81	000100	8.8		43,750.00	000100	3.2
	4,721.49	000100	17.5	Wtd. Avg. Base & Total Tons	7,446.76		681.7
	5,000.00	000100	17.3				
	5,000.00	016000	1.6	Cabernet Sauvignon	200.00	000100	31.0
	5,000.00	028200	1.2		233.24	000100	1.7
	5,445.00	000100	1.0		500.00	000100	143.5
	5,500.00	000100	18.4		650.00	000100	0.9
	5,704.85	000100	5.3		750.00	000100	26.7
	5,800.00	000100	2.8		800.00	000100	27.7
	5,800.00	016000	2.2		1,000.00	000100	246.1
	5,847.00	000100	13.0		1,000.00	011800	38.6
	5,891.12	000100	3.1		1,000.00	023100	1.1
	6,000.00	000100	3.0		1,100.00	011800	9.2
	6,200.00	017600	10.8		1,200.00	000100	16.0
	6,400.00	021000	4.4		1,200.61	000100	20.9
	6,500.00	019600	3.3		1,500.00	000100	313.3
	6,562.06	000100	5.5		1,500.00	003100	29.2
	6,746.53	000100	1.0		1,500.00	024800	44.2
	6,750.00	000100	3.7		1,550.00	017200	514.9
	7,000.00	000100	4.9		1,572.14	000100	158.8
	7,291.17	000100	0.6		1,588.59	000100	10.2
	7,318.00	000100	8.8		1,600.00	011500	73.8
	7,395.00	000100	3.7		1,750.00	011800	120.7
	7,500.00	000100	12.4		1,800.00	000100	10.1
	7,600.00	000100	3.6		1,850.00	000100	498.7
	7,650.00	028100	0.5		2,000.00	000100	766.0
	7,800.00	000100	14.2		2,000.00	011500	702.6
	7,860.65	000100	2.8		2,000.00	011800	158.0
	7,865.52	000100	3.4		2,000.00	021200	13.0

TABLE 8: BASE PRICE PAID TO GROWERS FOR GRAPES CRUSHED AND DELIVERED TO CALIFORNIA PROCESSORS FROM THE 2020 CROP WITH BRIX FACTORS AND PURCHASED TONNAGE, BY TYPE, VARIETY, REPORTING DISTRICT WHERE GROWN, AND WEIGHTED AVERAGE BASE PRICE

District, Type, and Variety	Base Price	Brix	Tons	District, Type, and Variety	Base Price	Brix	Tons
	Per Ton	Factors			Per Ton	Factors	
	Dollars	Code ^a			Dollars	Code ^a	
DISTRICT 4 (Cont'd)					4,990.00	000100	140.9
Cabernet Sauvignon (Cont'd)	2,000.00	023100	5.4		5,000.00	000100	500.9
	2,000.00	025100	19.8		5,000.00	014000	2.2
	2,100.00	000100	85.7		5,000.00	019600	175.7
	2,200.00	000100	315.8		5,000.00	028200	16.4
	2,200.00	007800	15.1		5,100.00	000100	218.1
	2,250.00	000100	56.2		5,254.05	000100	15.4
	2,250.00	011500	140.5		5,445.00	000100	3.7
	2,250.00	011800	30.3		5,489.00	025100	34.7
	2,300.00	000100	43.9		5,500.00	000100	136.7
	2,350.00	000100	51.6		5,500.00	019600	47.1
	2,400.00	000100	449.9		5,625.00	000100	28.8
	2,500.00	000100	231.2		5,739.72	000100	26.6
	2,500.00	021200	2.9		5,800.00	000100	171.0
	2,500.00	021500	19.8		5,800.00	025100	5.3
	2,500.00	024800	81.3		5,803.29	000100	99.9
	2,500.00	029800	2.0		5,923.36	000100	5.2
	2,528.40	021000	3.8		5,945.00	000100	1.0
	2,555.00	013600	26.8		5,950.00	000100	327.5
	2,600.00	000100	71.8		6,000.00	000100	149.9
	2,625.00	000100	158.8		6,000.00	002200	3.1
	2,700.00	000100	109.8		6,000.00	013600	9.1
	2,800.00	000100	11.6		6,000.00	019600	10.1
	2,920.00	000100	0.6		6,000.00	021000	5.1
	2,954.00	000100	164.9		6,000.00	021200	3.5
	3,000.00	000100	626.1		6,000.00	022800	1.4
	3,000.00	024800	58.5		6,000.00	023100	5.1
	3,100.00	023100	5.6		6,000.00	025100	138.0
	3,240.00	000100	5.3		6,050.00	000100	190.3
	3,375.00	000100	18.7		6,075.00	000100	12.9
	3,400.00	000100	1.1		6,179.92	000100	9.4
	3,421.04	000100	24.8		6,200.00	000100	251.6
	3,447.89	000100	23.8		6,308.00	000100	5.2
	3,500.00	000100	158.0		6,308.00	025100	28.0
	3,500.00	011300	6.1		6,381.88	000100	2.9
	3,500.00	021500	12.2		6,400.00	017600	5.4
	3,500.00	024300	1.6		6,400.00	024500	8.9
	3,500.00	025100	1.8		6,500.00	000100	521.3
	3,600.00	000100	2.7		6,500.00	011100	6.3
	3,635.46	000100	12.7		6,500.00	020800	5.1
	3,750.00	000100	35.4		6,500.00	021500	76.4
	3,800.00	000100	33.8		6,500.00	022800	3.7
	3,800.00	021200	4.1		6,500.00	025300	5.9
	3,862.66	000100	10.4		6,511.50	025100	8.5
	3,900.00	000100	98.2		6,700.00	017600	2.8
	3,945.58	000100	27.9		6,729.08	000100	13.9
	3,970.00	000100	66.9		6,750.00	000100	23.5
	3,983.24	000100	4.8		6,750.00	005805	2.6
	4,000.00	000100	311.0		6,750.00	021500	69.9
	4,015.00	003200	18.3		6,757.58	025100	38.2
	4,017.00	000100	3.8		6,762.23	000100	189.8
	4,075.00	000100	5.0		6,800.00	000100	239.6
	4,107.00	000100	1.4		6,880.00	000100	30.0
	4,200.00	000100	61.0		6,888.00	025100	55.1
	4,200.00	023100	1.6		6,900.00	000100	15.9
	4,250.00	000100	134.3		6,991.72	000100	89.4
	4,420.00	000100	37.9		7,000.00	000100	267.0
	4,482.42	000100	117.3		7,000.00	019600	3.9
	4,500.00	000100	89.9		7,000.00	022800	4.9
	4,500.00	017600	57.6		7,000.00	023400	61.9
	4,500.00	019600	75.5		7,000.00	024500	4.2
	4,500.00	021800	24.2		7,000.00	025100	14.1
	4,567.00	024800	9.0		7,000.00	025400	7.1
	4,614.59	000100	19.9		7,011.00	000100	7.5
	4,617.33	000100	19.9		7,078.00	000100	14.7
	4,740.00	000100	1,774.3		7,100.00	000100	23.1
	4,750.00	000100	9.9		7,125.00	000100	4.4
	4,800.00	000100	8.4		7,189.20	000100	12.0
	4,843.14	000100	21.9		7,200.00	000100	21.1
	4,879.16	000100	16.3		7,231.80	000100	4.2
	4,900.00	000100	6.2		7,283.51	000100	54.7
	4,917.27	000100	10.0		7,300.00	000100	8.2
	4,950.00	017400	73.2		7,318.09	000100	5.6

TABLE 8: BASE PRICE PAID TO GROWERS FOR GRAPES CRUSHED AND DELIVERED TO CALIFORNIA PROCESSORS FROM THE 2020 CROP WITH BRIX FACTORS AND PURCHASED TONNAGE, BY TYPE, VARIETY, REPORTING DISTRICT WHERE GROWN, AND WEIGHTED AVERAGE BASE PRICE

District, Type, and Variety	Base Price	Brix	Tons	District, Type, and Variety	Base Price	Brix	Tons
	Per Ton	Factors			Per Ton	Factors	
	Dollars	Code ^a			Dollars	Code ^a	
DISTRICT 4 (Cont'd)					8,455.28	023400	9.1
Cabernet Sauvignon (Cont'd)	7,400.00	000100	41.4		8,475.00	029125	5.7
	7,424.46	000100	20.1		8,480.00	000100	3.0
	7,441.80	025100	5.3		8,500.00	000100	79.0
	7,497.56	000100	187.0		8,500.00	011300	5.2
	7,500.00	000100	319.4		8,517.60	000100	14.9
	7,500.00	014100	54.4		8,561.00	000100	245.3
	7,500.00	017600	34.6		8,600.00	000100	54.6
	7,500.00	017800	3.1		8,622.00	000100	23.8
	7,500.00	021800	5.1		8,643.00	000100	11.8
	7,500.00	025100	64.4		8,643.42	000100	1.8
	7,501.00	013600	0.5		8,646.00	000100	82.1
	7,525.00	000100	7.3		8,652.00	000100	12.4
	7,533.22	000100	2.5		8,652.07	000100	6.6
	7,534.00	013800	27.1		8,652.07	023400	22.6
	7,634.82	000100	382.0		8,659.89	017600	32.2
	7,645.00	025100	32.3		8,659.89	024500	13.8
	7,700.00	017600	6.7		8,674.88	029620	7.2
	7,780.36	000100	35.8		8,700.00	000100	13.0
	7,800.00	000100	73.8		8,719.21	000100	14.3
	7,800.00	025300	20.9		8,731.08	021000	26.9
	7,815.62	000100	23.6		8,735.61	000100	70.6
	7,838.22	000100	44.7		8,743.78	000100	4.5
	7,841.95	000100	214.6		8,743.78	017900	74.7
	7,854.00	000100	166.9		8,800.00	000100	3.2
	7,860.65	000100	55.9		8,815.65	000100	4.5
	7,865.50	000100	289.8		8,875.13	000100	37.5
	7,865.52	000100	426.2		8,897.11	000100	54.6
	7,865.52	025100	41.4		8,902.76	000100	167.7
	7,865.52	027800	8.5		8,938.40	023400	15.8
	7,866.00	000100	27.4		8,949.00	000100	12.7
	7,872.00	000100	39.2		8,975.00	000100	13.6
	7,872.00	024500	3.7		8,982.61	000100	6.9
	7,872.62	000100	123.2		8,997.00	000100	89.9
	7,872.62	013600	4.8		9,000.00	000100	306.6
	7,872.62	027800	3.7		9,000.00	002200	3.6
	7,877.32	023500	2.2		9,000.00	021200	11.9
	7,887.62	029620	37.3		9,000.00	023100	1.5
	7,900.00	000100	2.0		9,000.00	025100	2.1
	7,917.75	000100	26.3		9,019.43	000100	17.7
	7,918.00	023500	4.0		9,045.00	000100	15.1
	7,925.00	029125	16.6		9,045.35	000100	11.0
	7,941.00	000100	18.3		9,045.58	000100	8.5
	7,942.93	000100	101.8		9,075.00	000100	17.1
	7,943.00	000100	32.1		9,100.00	000100	5.3
	7,947.43	000100	8.5		9,115.50	025100	18.3
	7,947.43	029125	0.7		9,139.54	000100	8.9
	7,948.89	000100	7.4		9,141.22	017900	40.9
	7,950.00	000100	7.7		9,153.38	000100	20.3
	7,974.00	000100	18.0		9,165.00	020800	12.6
	8,000.00	000100	142.6		9,188.00	000100	7.6
	8,000.00	013400	1.7		9,218.00	000100	7.2
	8,000.00	025100	15.5		9,239.11	000100	659.7
	8,008.00	000100	2.8		9,250.00	000100	4.4
	8,100.00	000100	19.1		9,270.00	000100	64.9
	8,100.00	024500	12.8		9,273.00	000100	41.7
	8,162.00	000100	39.1		9,274.89	000100	5.3
	8,174.71	000100	51.5		9,291.00	021900	281.2
	8,200.00	023400	24.5		9,322.00	000100	21.8
	8,200.00	024800	3.6		9,370.00	000100	5.1
	8,202.85	000100	7.9		9,372.00	000100	26.8
	8,203.07	000100	49.3		9,397.00	021200	62.2
	8,250.00	000100	7.8		9,411.00	000100	8.0
	8,250.00	025400	3.5		9,425.00	000100	3.3
	8,258.00	023400	41.6		9,432.78	000100	13.4
	8,300.00	000100	7.4		9,438.62	000100	28.4
	8,300.00	021000	4.0		9,439.00	000100	4.4
	8,362.35	000100	27.3		9,447.14	000100	226.8
	8,381.85	000100	12.7		9,450.00	000100	22.3
	8,400.00	000100	48.3		9,500.00	000100	116.1
	8,416.00	000100	4.6		9,500.00	023400	21.2
	8,423.70	000100	32.7		9,500.00	025100	3.2
	8,425.00	000100	46.1		9,505.80	017600	65.8

TABLE 8: BASE PRICE PAID TO GROWERS FOR GRAPES CRUSHED AND DELIVERED TO CALIFORNIA PROCESSORS FROM THE 2020 CROP WITH BRIX FACTORS AND PURCHASED TONNAGE, BY TYPE, VARIETY, REPORTING DISTRICT WHERE GROWN, AND WEIGHTED AVERAGE BASE PRICE

District, Type, and Variety	Base Price	Brix	Tons	District, Type, and Variety	Base Price	Brix	Tons
	Per Ton	Factors			Per Ton	Factors	
	Dollars	Code ^a			Dollars	Code ^a	
DISTRICT 4 (Cont'd)					12,000.00	001700	7.4
Cabernet Sauvignon (Cont'd)	9,505.80	021000	69.6	12,000.00	003100	24.8	
	9,508.22	000100	5.8	12,000.00	003200	9.6	
	9,508.80	017600	20.1	12,000.00	023400	14.3	
	9,510.56	000100	8.0	12,018.01	000100	8.7	
	9,510.59	000100	11.9	12,225.00	000100	4.7	
	9,531.52	013600	8.2	12,360.00	000100	16.7	
	9,538.67	017900	65.7	12,500.00	000100	31.1	
	9,550.00	000100	11.4	12,500.00	021200	1.7	
	9,555.24	000100	18.1	12,500.00	024500	15.8	
	9,565.90	000100	24.7	12,500.00	024800	13.3	
	9,600.00	000100	23.4	12,516.15	023500	3.4	
	9,674.50	023400	43.3	12,670.00	000100	19.3	
	9,680.00	000100	11.9	12,701.89	000100	5.3	
	9,689.19	000100	21.1	12,715.89	029620	39.8	
	9,733.84	000100	21.8	12,814.00	000100	6.2	
	9,742.00	000100	2.3	13,020.12	000100	21.5	
	9,777.00	000100	4.7	13,250.00	000100	67.4	
	9,800.00	000100	4.9	13,308.80	000100	6.5	
	9,831.90	023400	8.8	13,310.00	000100	23.7	
	9,840.78	000100	32.1	13,371.00	000100	2.7	
	9,840.78	025100	7.7	13,390.00	000100	34.6	
	9,884.82	023400	16.4	13,600.00	025000	8.3	
	9,908.00	000100	9.1	13,727.76	000100	11.1	
	9,936.11	017900	380.3	13,800.00	000100	8.7	
	9,937.40	048090	13.8	13,838.39	000100	16.1	
	9,960.03	025000	9.9	13,869.57	000100	17.4	
	9,963.99	000100	51.1	13,869.58	021200	6.3	
	9,974.73	000100	3.1	13,871.46	023400	19.9	
	10,000.00	000100	221.6	13,897.56	000100	11.3	
	10,000.00	004270	1.0	13,900.13	023400	10.4	
	10,000.00	021200	3.2	13,923.00	003200	47.5	
	10,000.00	024800	4.0	13,958.00	000100	15.3	
	10,022.00	000100	2.6	14,000.00	027800	15.4	
	10,022.26	000100	45.7	14,166.00	000100	9.3	
	10,050.00	023500	5.9	14,175.00	000100	2.0	
	10,076.31	000100	27.1	14,258.87	000100	17.5	
	10,145.00	000100	4.1	14,500.00	000100	14.6	
	10,155.68	000100	35.9	14,641.00	000100	2.3	
	10,209.00	000100	6.9	15,000.00	000100	90.8	
	10,225.00	000100	3.8	15,125.00	000100	9.7	
	10,225.00	028000	4.7	15,125.00	023400	16.6	
	10,287.33	000100	1.7	15,415.86	000100	10.4	
	10,358.95	000100	24.8	15,500.00	000100	6.8	
	10,423.00	025400	6.6	15,731.00	000100	2.3	
	10,482.73	025400	3.9	15,885.86	029717	12.3	
	10,500.00	000100	14.5	17,000.00	000100	5.0	
	10,587.50	000100	8.9	17,500.00	000100	111.3	
	10,592.77	000100	12.4	17,500.00	024500	5.4	
	10,600.00	000100	5.0	17,706.80	000100	7.7	
	10,603.00	014400	5.1	18,000.00	000100	4.9	
	10,632.74	000100	9.9	18,064.00	000100	13.1	
	10,660.00	000100	9.9	18,223.00	024800	17.0	
	10,731.00	017900	10.3	18,750.00	000100	11.8	
	11,000.00	000100	30.3	18,788.91	021500	3.4	
	11,021.67	000100	28.1	18,878.62	000100	7.6	
	11,023.22	000100	8.2	19,872.23	000100	59.2	
	11,041.55	023400	20.8	20,000.00	000100	4.3	
	11,047.05	024800	5.4	20,461.04	000100	5.1	
	11,084.56	000100	27.8	20,529.83	023400	13.2	
	11,203.22	000100	16.6	20,535.45	000100	53.3	
	11,246.00	000100	14.9	20,823.53	000100	5.1	
	11,486.00	028000	5.8	21,686.93	000100	18.9	
	11,500.00	000100	23.5	22,662.47	000100	7.5	
	11,500.00	028000	10.8	23,500.00	000100	5.0	
	11,515.00	000100	41.3	23,519.48	000100	9.6	
	11,550.00	000100	17.5	23,625.00	000100	2.3	
	11,780.60	000100	19.1	24,471.50	000100	6.8	
	11,789.00	000100	27.5	24,605.42	000100	28.9	
	11,800.00	000100	22.2	26,250.00	000100	0.9	
	11,818.00	000100	16.3	26,250.00	021500	2.1	
	11,914.40	023400	11.1	26,968.38	000100	18.8	
	12,000.00	000100	70.4	28,334.70	000100	36.9	

TABLE 8: BASE PRICE PAID TO GROWERS FOR GRAPES CRUSHED AND DELIVERED TO CALIFORNIA PROCESSORS FROM THE 2020 CROP WITH BRIX FACTORS AND PURCHASED TONNAGE, BY TYPE, VARIETY, REPORTING DISTRICT WHERE GROWN, AND WEIGHTED AVERAGE BASE PRICE

District, Type, and Variety	Base Price	Brix	Tons	District, Type, and Variety	Base Price	Brix	Tons
	Per Ton	Factors			Per Ton	Factors	
	Dollars	Code ^a			Dollars	Code ^a	
DISTRICT 4 (Cont'd)					2,500.00	000100	7.3
Cabernet Sauvignon (Cont'd)	28,500.00	000100	61.9		2,954.00	000100	72.6
	28,875.00	000100	5.2		3,000.00	000100	12.2
	29,500.00	024500	9.3		3,000.00	021800	2.5
	30,000.00	000100	12.2		3,038.00	000100	9.4
	30,625.00	000100	3.9		3,124.58	000100	2.2
	32,128.00	000100	19.1		3,500.00	000100	6.1
	32,375.00	000100	9.5		3,500.00	025300	2.1
	34,125.00	000100	4.2		3,900.00	000100	2.1
	34,500.00	000100	3.6		4,000.00	000100	0.2
	39,042.21	000100	7.7		4,416.62	000100	2.0
	39,375.00	000100	10.6		4,500.00	021800	2.3
	49,875.00	000100	12.0		5,000.00	000100	22.9
	50,000.00	000100	11.1		5,445.00	000100	0.7
	57,761.86	000100	13.7		5,446.00	000100	7.5
	65,919.21	000100	17.8		5,500.00	000100	7.1
Wtd. Avg. Base & Total Tons	6,486.66		25,302.5		5,909.00	000100	3.8
					5,945.85	000100	12.6
Carignane	3,250.00	017600	0.8		5,975.00	000100	2.0
Wtd. Avg. Base & Total Tons	3,250.00		0.8		6,000.00	000100	4.0
					6,000.00	017600	2.8
Charbono	3,500.00	013800	4.8		6,050.65	000100	23.0
	3,849.60	000100	4.8		6,050.65	021500	9.3
	3,893.79	000100	6.3		6,050.70	000100	7.2
	4,000.00	000100	7.9		6,076.00	000100	16.9
	4,011.19	000100	10.2		6,076.43	000100	11.7
	4,500.00	000100	6.9		6,200.00	000100	0.4
Wtd. Avg. Base & Total Tons	3,994.45		40.9		6,500.00	000100	13.1
					6,655.72	019400	2.9
Cinsaut *	5,342.71	000100	0.5		6,684.07	000100	5.2
Wtd. Avg. Base & Total Tons	5,342.71		0.5		7,000.00	000100	5.3
					7,108.36	019600	2.2
Dolcetto	2,400.00	000100	2.4		7,117.79	000100	4.6
Wtd. Avg. Base & Total Tons	2,400.00		2.4		7,213.00	021900	24.0
					7,261.00	000100	1.3
Gamay (Napa) *	1,781.00	000100	20.0		7,500.00	000100	1.5
	2,000.00	000100	2.4		7,650.00	000100	0.8
	2,290.62	000100	2.9		8,000.00	000100	6.7
	4,200.00	000100	5.4		9,000.00	000100	0.8
Wtd. Avg. Base & Total Tons	2,271.75		30.7		11,000.00	000100	1.6
					20,000.00	000100	3.6
Gamay Noir Au Jus Blanc	2,600.00	000100	1.7	Wtd. Avg. Base & Total Tons	4,419.38		422.3
Wtd. Avg. Base & Total Tons	2,600.00		1.7				
				Merlot	300.00	000100	11.3
Grenache *	1,500.00	000100	2.9		500.00	000100	20.7
	1,750.00	000100	0.6		650.00	000100	13.4
	1,825.00	000100	5.3		750.00	000100	0.6
	2,000.00	000100	5.0		800.00	000100	24.2
	2,400.00	000100	8.2		1,000.00	017600	0.7
	2,800.00	011400	6.6		1,200.00	011500	9.1
	3,000.00	000100	1.5		1,200.00	011800	18.9
	3,375.00	000100	2.7		1,500.00	000100	245.9
	4,000.00	000100	6.3		1,500.00	011500	105.1
	4,000.00	024500	4.2		1,575.00	000100	29.8
	4,100.00	000100	0.6		1,578.37	000100	0.7
	4,241.00	027600	6.6		1,591.00	000100	10.9
	4,377.40	000100	11.6		1,591.38	000100	70.4
	4,500.00	000100	6.4		1,800.00	020800	15.6
	4,700.00	000100	11.8		1,969.52	000100	11.4
	4,905.00	000100	2.4		1,995.00	000100	111.1
	5,000.00	000100	5.1		2,000.00	000100	172.9
Wtd. Avg. Base & Total Tons	3,662.93		87.8		2,027.00	000100	9.4
					2,062.50	000100	57.1
Lagrein	4,000.00	000100	2.8		2,088.70	000100	56.1
Wtd. Avg. Base & Total Tons	4,000.00		2.8		2,114.94	000100	11.8
					2,219.87	000100	8.7
Malbec	750.00	000100	0.1		2,471.40	021000	12.4
	1,000.00	000100	9.8		2,480.00	000100	12.8
	1,500.00	000100	23.1		2,487.00	000100	24.9
	1,750.00	000100	50.7		2,500.00	000100	84.3
	1,800.00	013600	0.3		2,700.00	000100	12.5
	1,999.86	000100	7.0		2,756.25	000100	17.2
	2,250.00	017800	4.8		2,800.00	000100	3.7

TABLE 8: BASE PRICE PAID TO GROWERS FOR GRAPES CRUSHED AND DELIVERED TO CALIFORNIA PROCESSORS FROM THE 2020 CROP WITH BRIX FACTORS AND PURCHASED TONNAGE, BY TYPE, VARIETY, REPORTING DISTRICT WHERE GROWN, AND WEIGHTED AVERAGE BASE PRICE

District, Type, and Variety	Base Price	Brix	Tons	District, Type, and Variety	Base Price	Brix	Tons
	Per Ton	Factors			Per Ton	Factors	
	Dollars	Code ^a			Dollars	Code ^a	
DISTRICT 4 (Cont'd)					4,500.00	024800	15.1
Merlot (Cont'd)	2,800.00	025100	4.1		4,527.41	000100	13.1
	2,805.00	000100	38.2		4,624.77	026800	9.9
	2,883.04	000100	77.5		4,654.15	000100	8.7
	2,890.67	000100	55.0		4,654.81	017400	11.0
	2,925.00	000100	19.6		4,727.00	000100	15.8
	2,950.87	000100	65.1		4,731.34	000100	5.3
	3,000.00	000100	49.7		4,800.00	000100	13.1
	3,000.00	013800	30.2		4,800.00	021200	2.7
	3,000.00	016000	3.6		4,853.70	017600	8.1
	3,000.00	017600	38.9		4,853.70	021000	5.6
	3,027.19	000100	18.3		4,857.19	017600	7.9
	3,034.00	000100	10.5		4,912.00	023100	3.1
	3,035.32	000100	1.9		5,000.00	000100	28.2
	3,045.00	000100	5.1		5,000.00	019600	3.3
	3,075.00	000100	25.0		5,000.00	021000	4.0
	3,178.55	000100	79.6		5,000.00	025100	1.9
	3,200.00	000100	15.8		5,006.00	000100	6.1
	3,212.53	000100	34.8		5,050.68	000100	1.0
	3,238.00	000100	7.3		5,120.00	000100	2.4
	3,250.00	024800	8.2		5,264.57	023400	9.7
	3,273.65	000100	7.1		5,271.31	000100	13.0
	3,365.00	000100	3.4		5,288.00	000100	2.6
	3,405.00	025100	92.8		5,445.00	000100	0.9
	3,500.00	000100	126.8		5,500.00	000100	7.6
	3,500.00	025300	1.8		5,500.00	023100	0.8
	3,525.00	000100	6.4		5,575.86	000100	10.8
	3,559.97	000100	12.2		5,696.79	000100	11.4
	3,562.97	000100	71.9		5,698.00	000100	2.2
	3,575.00	000100	2.6		5,864.00	000100	17.9
	3,598.35	000100	38.9		5,909.00	000100	1.3
	3,600.00	000100	30.5		6,000.00	013400	3.9
	3,629.51	000100	35.5		6,178.00	021900	38.8
	3,650.00	000100	51.3		6,189.00	000100	4.5
	3,675.00	000100	78.8		6,342.68	000100	5.9
	3,677.76	000100	2.9		6,500.00	000100	0.7
	3,699.00	000100	72.3		6,685.17	000100	7.8
	3,750.00	000100	14.3		7,138.68	000100	1.5
	3,760.00	000100	5.0		7,540.50	029150	3.1
	3,762.00	000100	5.0		7,661.28	000100	8.1
	3,800.00	000100	33.4		7,700.64	000100	1.2
	3,800.00	024300	4.1		8,000.00	000100	10.6
	3,844.05	000100	74.4		8,000.00	003100	5.3
	3,900.00	000100	11.7		8,188.00	000100	13.3
	3,939.00	000100	15.2		8,500.00	000100	0.5
	3,939.04	000100	37.5		13,727.76	000100	4.4
	3,939.04	021500	12.8		14,058.60	000100	2.0
	3,939.90	000100	11.1		20,000.00	000100	2.6
	3,939.90	013600	17.8	Wtd. Avg. Base & Total Tons	3,238.81		3,576.5
	3,944.95	023200	13.4	Meunier *	1,800.00	000100	3.0
	4,000.00	000100	126.9		1,900.00	007800	108.3
	4,000.00	017600	3.9		1,924.12	000100	19.7
	4,000.00	021500	2.3		2,250.00	007800	19.2
	4,040.00	000100	22.6		2,363.72	007800	40.6
	4,047.00	000100	37.5		2,450.00	000100	9.5
	4,047.09	000100	9.6	Wtd. Avg. Base & Total Tons	2,054.50		200.3
	4,051.69	000100	6.9	Montepulciano	2,000.00	000100	1.9
	4,055.41	019000	69.2	Wtd. Avg. Base & Total Tons	2,000.00		1.9
	4,065.00	000100	5.4	Mourvedre *	1,700.00	000100	3.0
	4,100.00	000100	20.6		2,400.00	004920	1.2
	4,120.00	000100	7.5		4,011.19	020400	2.1
	4,125.00	000100	6.1	Wtd. Avg. Base & Total Tons	2,603.73		6.3
	4,217.06	000100	4.3	Negrette *	3,800.00	000100	0.4
	4,237.00	000100	33.6		6,500.00	000100	1.0
	4,322.00	000100	4.1	Wtd. Avg. Base & Total Tons	5,728.57		1.4
	4,333.33	000100	5.9	Petit Verdot	650.00	000100	0.5
	4,333.89	017600	13.3		750.00	000100	0.1
	4,333.89	028000	2.9		1,000.00	000100	81.9
	4,416.62	000100	1.1				
	4,460.34	000100	4.8				
	4,460.95	017000	5.9				
	4,500.00	000100	156.0				
	4,500.00	016000	4.5				

TABLE 8: BASE PRICE PAID TO GROWERS FOR GRAPES CRUSHED AND DELIVERED TO CALIFORNIA PROCESSORS FROM THE 2020 CROP WITH BRIX FACTORS AND PURCHASED TONNAGE, BY TYPE, VARIETY, REPORTING DISTRICT WHERE GROWN, AND WEIGHTED AVERAGE BASE PRICE

District, Type, and Variety	Base Price	Brix	Tons	District, Type, and Variety	Base Price	Brix	Tons
	Per Ton	Factors			Per Ton	Factors	
	Dollars	Code ^a			Dollars	Code ^a	
DISTRICT 4 (Cont'd)					3,950.00	017600	1.0
Petit Verdot (Cont'd)	1,477.00	000100	26.5		3,985.00	021800	0.8
	1,500.00	000100	28.2		4,000.00	000100	177.9
	1,500.00	011800	7.0		4,011.00	000100	2.3
	1,750.00	000100	38.0		4,011.19	023400	49.3
	1,800.00	013600	1.9		4,025.00	000100	3.5
	2,000.00	000100	7.7		4,054.86	000100	6.7
	2,000.00	021000	2.8		4,055.00	000100	2.9
	2,400.00	000100	5.7		4,057.00	000100	12.9
	2,400.00	017600	0.4		4,100.00	000100	4.5
	2,954.00	000100	0.8		4,200.00	000100	9.0
	3,000.00	000100	1.5		4,250.00	000100	4.8
	3,462.85	025100	1.4		4,300.00	000100	11.5
	4,000.00	000100	27.3		4,330.13	000100	3.2
	4,054.62	000100	2.0		4,336.30	000100	3.1
	5,000.00	000100	3.8		4,371.00	028100	0.9
	5,289.21	000100	5.4		4,412.31	023400	26.5
	5,445.00	000100	0.9		4,423.00	000100	37.0
	5,500.00	000100	2.1		4,500.00	000100	13.5
	6,000.00	024800	1.1		4,500.00	025100	2.0
	6,200.00	000100	0.4		4,615.00	000100	8.1
	6,619.13	000100	0.4		4,700.00	023400	79.5
	6,691.00	029125	1.0		4,725.00	028100	1.9
	6,700.00	017600	1.1		5,337.30	000100	0.6
	6,950.70	025100	0.3		5,750.00	000100	3.7
	7,142.48	000100	0.7		5,900.00	000100	3.3
	7,394.07	000100	5.0		6,172.00	000100	4.2
	7,400.00	017600	4.3		6,500.00	000100	0.6
	7,451.10	000100	26.9		7,000.00	000100	13.5
	7,500.00	000100	4.1		14,900.00	000100	3.3
	7,824.00	000100	10.0	Wtd. Avg. Base & Total Tons	3,674.02		871.0
	7,850.00	000100	2.1				
	7,866.11	000100	10.4	Pinot Noir	650.00	000100	5.0
	8,000.00	000100	3.2		700.00	013600	8.0
	8,000.00	001700	1.6		750.00	000100	47.2
	8,132.98	000100	0.2		1,000.00	000100	21.4
	8,133.95	000100	5.0		1,100.00	000100	8.5
	8,196.21	021300	2.3		1,323.10	000100	14.2
	8,500.00	025400	2.1		1,500.00	000100	11.3
	8,851.50	021000	2.4		1,800.00	000100	6.2
	8,940.34	000100	10.6		1,850.00	007800	16.2
	8,941.00	000100	3.9		1,950.00	007800	50.6
	9,000.00	000100	1.3		1,989.21	007800	30.9
	9,345.30	000100	4.5		1,989.62	007800	41.4
	9,448.00	021900	13.0		1,992.52	007800	163.1
	10,250.00	000100	3.9		1,992.93	007800	98.7
	11,000.00	000100	1.2		1,999.08	007800	30.5
	12,857.00	000100	1.4		2,000.00	000100	5.0
	14,100.00	000100	9.9		2,000.00	007800	340.8
	15,200.00	000100	2.9		2,006.02	007800	82.1
	28,500.00	000100	1.6		2,011.23	007800	9.3
Wtd. Avg. Base & Total Tons	4,490.55		384.7		2,050.00	007800	60.9
					2,067.76	007800	184.3
Petite Sirah	400.00	000100	2.1		2,087.71	007800	69.9
	500.00	000100	7.1		2,130.00	000100	530.9
	1,500.00	000100	12.1		2,137.48	000100	3.0
	1,500.00	025100	2.7		2,200.00	000100	94.6
	1,732.00	000100	3.0		2,200.00	007800	58.3
	2,027.00	000100	33.2		2,201.06	000100	25.6
	2,400.00	000100	2.2		2,220.67	007800	42.7
	2,500.00	000100	176.6		2,250.00	000100	40.9
	3,000.00	000100	10.6		2,269.08	000100	39.4
	3,030.00	052025	51.3		2,269.08	007800	18.8
	3,200.00	000100	0.4		2,269.74	000100	46.9
	3,250.00	000100	3.5		2,270.02	007800	185.7
	3,500.00	000100	6.4		2,270.21	000100	28.3
	3,677.28	025100	10.5		2,304.90	000100	67.4
	3,700.00	023400	18.4		2,304.90	007800	6.3
	3,750.00	000100	4.2		2,352.64	007800	139.8
	3,800.00	000100	6.0		2,356.12	007800	57.1
	3,800.00	023400	13.7		2,368.71	007800	15.5
	3,882.08	023400	7.7		2,400.00	000100	9.6
	3,910.22	000100	7.3		2,418.07	007800	17.7

TABLE 8: BASE PRICE PAID TO GROWERS FOR GRAPES CRUSHED AND DELIVERED TO CALIFORNIA PROCESSORS FROM THE 2020 CROP WITH BRIX FACTORS AND PURCHASED TONNAGE, BY TYPE, VARIETY, REPORTING DISTRICT WHERE GROWN, AND WEIGHTED AVERAGE BASE PRICE

District, Type, and Variety	Base Price	Brix	Tons	District, Type, and Variety	Base Price	Brix	Tons
	Per Ton	Factors			Per Ton	Factors	
	Dollars	Code ^a			Dollars	Code ^a	
DISTRICT 4 (Cont'd)					3,450.00	000100	3.9
Pinot Noir (Cont'd)	2,423.79	007800	93.3		3,600.00	000100	10.8
	2,467.11	007800	55.9		3,826.57	000100	2.6
	2,500.00	000100	22.3		3,991.10	013600	7.0
	2,600.00	000100	13.3		4,000.00	000100	0.4
	2,650.00	000100	91.3		4,250.00	000100	10.8
	2,658.00	000100	1.8		4,495.00	000100	7.7
	2,659.58	000100	18.1		4,500.00	025100	1.0
	2,687.26	000100	10.7		7,000.00	000100	8.6
	2,700.00	000100	37.0		13,727.76	000100	2.1
	2,742.00	000100	26.5		15,000.00	000100	5.2
	2,742.02	000100	54.4	Wtd. Avg. Base & Total Tons	4,048.93		92.9
	2,770.82	000100	22.5				
	2,784.78	000100	32.3	St Laurent	2,500.00	000100	6.4
	2,784.78	007800	96.7	Wtd. Avg. Base & Total Tons	2,500.00		6.4
	2,793.14	000100	11.6				
	2,800.00	000100	48.7	Syrah *	200.00	000100	12.5
	2,800.00	017800	2.5		650.00	000100	6.8
	2,802.38	000100	14.3		750.00	003100	9.7
	2,804.60	000100	48.2		1,000.00	000100	2.2
	2,850.00	000100	8.1		1,500.00	000100	4.8
	2,879.14	000100	10.1		1,800.00	000100	2.0
	2,879.70	000100	5.5		1,999.88	000100	8.3
	2,900.00	000100	68.9		2,000.00	000100	6.9
	2,948.99	000100	33.8		2,043.00	000100	3.3
	3,000.00	000100	47.3		2,900.00	000100	5.8
	3,031.48	000100	29.0		3,000.00	000100	12.7
	3,100.00	013400	3.7		3,002.04	000100	5.6
	3,150.00	000100	23.0		3,042.61	000100	5.1
	3,200.00	000100	12.3		3,100.00	000100	2.7
	3,200.00	017200	19.2		3,200.00	000100	0.8
	3,250.00	000100	34.3		3,200.00	010900	2.2
	3,250.00	021000	2.0		3,200.00	025300	23.3
	3,300.00	000100	10.4		3,250.00	000100	12.5
	3,361.97	000100	40.2		3,300.00	000100	18.6
	3,500.00	000100	24.5		3,500.00	000100	8.8
	3,500.00	007900	0.2		3,520.25	000100	1.0
	3,500.00	020800	4.0		3,708.99	000100	35.6
	3,505.00	000100	13.9		3,800.00	000100	8.1
	3,600.00	000100	15.3		3,800.00	021000	1.1
	3,800.00	000100	16.1		3,982.10	000100	13.1
	4,000.00	000100	4.9		4,000.00	000100	18.4
	4,000.00	017600	9.0		4,000.00	020600	1.9
	4,262.30	000100	6.1		4,000.00	020800	4.5
	4,400.00	000100	7.8		4,000.00	021000	3.9
	4,400.00	013600	4.2		4,000.00	024300	3.1
	4,500.00	000100	2.9		4,050.00	000100	0.9
	4,656.00	000100	2.8		4,086.00	000100	3.8
	4,722.60	000100	11.8		4,086.25	027800	5.1
	4,894.86	000100	7.9		4,088.00	000100	1.4
	5,000.00	000100	5.1		4,088.84	000100	8.1
	5,145.00	000100	13.2		4,102.66	000100	29.4
	5,250.00	000100	3.3		4,102.66	025100	0.7
	5,257.00	000100	26.0		4,102.70	000100	16.4
	6,000.00	000100	3.9		4,103.00	000100	4.0
	6,187.00	000100	52.2		4,108.00	024500	5.7
	6,800.00	000100	1.0		4,200.00	000100	2.7
	6,825.00	000100	11.5		4,216.80	000100	4.4
	6,860.22	000100	8.7		4,307.00	021800	0.9
	7,000.00	000100	2.0		4,351.45	000100	0.2
	7,446.11	000100	7.6		4,410.00	000100	2.6
	8,329.08	000100	12.3		4,474.29	000100	3.4
Wtd. Avg. Base & Total Tons	2,475.69		4,061.4		4,500.00	000100	3.0
					4,500.00	021000	6.2
Refosco *	3,800.00	000100	0.9		4,500.00	021200	4.8
Wtd. Avg. Base & Total Tons	3,800.00		0.9		4,500.00	025100	6.7
					4,512.93	021300	16.9
Sangiovese *	500.00	000100	24.1		4,618.93	000100	2.5
	1,500.00	013600	4.0		4,699.19	003200	16.4
	2,248.00	000100	1.2		4,700.00	000100	0.8
	3,000.00	000100	0.7		4,800.00	000100	2.6
	3,360.00	000100	2.1		5,000.00	000100	6.7
	3,400.00	012200	0.7		5,434.71	025400	6.2

TABLE 8: BASE PRICE PAID TO GROWERS FOR GRAPES CRUSHED AND DELIVERED TO CALIFORNIA PROCESSORS FROM THE 2020 CROP WITH BRIX FACTORS AND PURCHASED TONNAGE, BY TYPE, VARIETY, REPORTING DISTRICT WHERE GROWN, AND WEIGHTED AVERAGE BASE PRICE

District, Type, and Variety	Base Price	Brix	Tons	District, Type, and Variety	Base Price	Brix	Tons
	Per Ton	Factors			Per Ton	Factors	
	Dollars	Code ^a			Dollars	Code ^a	
DISTRICT 4 (Cont'd)							
Syrah * (Cont'd)	5,500.00	000100	1.8		8,959.00	000100	13.2
	5,888.22	000100	6.6		10,000.00	021900	0.9
	6,000.00	000100	4.7	Wtd. Avg. Base & Total Tons	4,006.27		819.8
	6,175.00	000100	1.2				
	7,269.00	000100	4.6	Other Red ^b	2,300.00	000100	4.9
	7,336.00	000100	3.0		4,525.70	000100	1.6
	9,023.00	000100	0.9		4,635.00	000100	0.3
Wtd. Avg. Base & Total Tons	3,685.53		430.6		6,000.00	000100	5.8
					6,214.04	000100	20.2
Tempranillo *	2,332.00	000100	8.0	Wtd. Avg. Base & Total Tons	5,494.67		32.8
	3,000.00	000100	1.8	DISTRICT 5			
	3,800.00	000100	3.4	WINE GRAPES (WHITE)			
	4,200.00	000100	5.2	Albarino	452.05	000100	3.2
	4,750.00	000100	33.7		600.00	000100	34.9
Wtd. Avg. Base & Total Tons	4,201.36		52.1		1,750.00	011100	3.1
				Wtd. Avg. Base & Total Tons	675.04		41.2
Zinfandel	200.00	000100	5.6	Chardonnay *	400.00	000100	321.7
	500.00	000100	0.2		450.00	059825	450.3
	1,000.00	000100	17.7		452.05	000100	4.1
	1,500.00	000100	62.0		600.00	013600	180.9
	1,800.00	000100	3.9		640.00	059590	208.6
	2,000.00	000100	1.2		700.00	000100	223.5
	2,169.00	000100	6.9		850.00	000100	177.5
	2,400.00	000100	2.0		1,100.00	000100	31.5
	2,400.00	017600	8.8		1,200.00	000100	317.0
	2,500.00	000100	26.0		1,250.00	021200	440.1
	2,996.00	000100	1.5		1,313.00	000100	91.9
	3,000.00	000100	2.7		1,375.00	021200	182.2
	3,000.00	028100	1.3		1,400.00	000100	42.4
	3,200.00	000100	47.8		1,600.00	000100	97.4
	3,500.00	000100	0.2		1,800.00	000100	2.6
	3,600.00	000100	17.9		3,000.00	000100	3.0
	3,612.53	000100	0.5		3,750.00	000100	2.0
	3,745.44	025100	5.8	Wtd. Avg. Base & Total Tons	884.24		2,776.7
	3,800.00	000100	42.3	Chenin Blanc	375.00	010600	470.2
	3,900.00	000100	15.6		452.05	000100	4.8
	4,000.00	000100	38.1		500.00	000100	329.5
	4,025.00	000100	28.6		500.00	009100	8.0
	4,026.34	025100	8.1		1,000.00	000100	1.0
	4,200.00	000100	12.6		1,450.00	000100	1.3
	4,278.00	000100	1.6		1,539.00	000100	1.6
	4,278.94	000100	97.6		1,600.00	000100	1.6
	4,338.59	000100	3.8	Wtd. Avg. Base & Total Tons	434.17		818.0
	4,338.59	020800	65.2	French Colombard	1,400.00	010700	1.0
	4,338.59	025100	2.7		1,500.00	000100	2.0
	4,338.59	027600	39.9		1,800.00	000100	4.0
	4,377.00	025100	10.3	Wtd. Avg. Base & Total Tons	1,657.14		7.0
	4,377.07	000100	20.4	Gewurztraminer	700.00	010800	239.9
	4,400.00	000100	1.1	Wtd. Avg. Base & Total Tons	700.00		239.9
	4,437.97	025100	23.6	Grenache Blanc	1,700.00	000100	3.1
	4,500.00	000100	42.3	Wtd. Avg. Base & Total Tons	1,700.00		3.1
	4,500.00	017400	10.4	Muscat Blanc *	1,250.00	000100	10.8
	4,525.70	000100	10.2		1,262.50	000100	4.4
	4,525.70	025100	1.3	Wtd. Avg. Base & Total Tons	1,500.00	000100	29.8
	4,680.00	000100	22.1		1,416.78		45.0
	4,700.00	025100	4.8	Pinot Gris *	500.00	009000	1,306.9
	4,800.00	000100	6.3		600.00	000100	47.7
	4,847.00	003200	4.7		615.00	038218	916.8
	4,850.00	000100	1.2		625.00	000100	195.7
	4,950.00	000100	4.5		650.00	000100	36.5
	5,000.00	000100	0.7		1,000.00	000100	2.1
	5,000.00	014000	4.2		1,200.00	000100	24.1
	5,000.00	025100	5.7		1,370.00	007800	39.6
	5,000.00	027800	9.0		1,400.00	000100	94.3
	5,148.40	000100	6.8	Wtd. Avg. Base & Total Tons	624.69		2,725.2
	5,200.00	000100	8.0				
	5,500.00	000100	1.6				
	5,500.00	025400	4.9				
	6,399.00	000100	4.8				
	6,500.00	000100	6.5				
	6,958.00	000100	3.0				
	7,500.00	029717	19.2				

TABLE 8: BASE PRICE PAID TO GROWERS FOR GRAPES CRUSHED AND DELIVERED TO CALIFORNIA PROCESSORS FROM THE 2020 CROP WITH BRIX FACTORS AND PURCHASED TONNAGE, BY TYPE, VARIETY, REPORTING DISTRICT WHERE GROWN, AND WEIGHTED AVERAGE BASE PRICE

District, Type, and Variety	Base Price	Brix	Tons	District, Type, and Variety	Base Price	Brix	Tons
	Per Ton	Factors			Per Ton	Factors	
	Dollars	Code ^a			Dollars	Code ^a	
DISTRICT 5 (Cont'd)				Carignane	1,500.00	000100	17.0
Sauvignon Blanc	500.00	000100	270.0		1,500.00	011300	1.5
	1,000.00	000100	2.1		2,000.00	009100	1.0
	1,010.00	000100	83.6	Wtd. Avg. Base & Total Tons	1,525.64		19.5
	1,200.00	000100	195.1	Charbono	1,200.00	000100	13.5
	1,262.50	000100	63.2	Wtd. Avg. Base & Total Tons	1,200.00		13.5
	1,263.00	000100	119.5	Gamay (Napa) *	1,400.00	000100	1.0
	1,300.00	000100	92.3		1,600.00	000100	1.6
Wtd. Avg. Base & Total Tons	976.46		825.8		1,620.00	000100	6.6
Symphony	275.00	013100	81.2		1,682.61	000100	15.0
Wtd. Avg. Base & Total Tons	275.00		81.2		2,200.00	000100	4.0
Verdejo	452.05	000100	2.7	Wtd. Avg. Base & Total Tons	2,500.00	000100	17.0
Wtd. Avg. Base & Total Tons	452.05		2.7		2,017.50		45.2
Verdelho	1,000.00	000100	1.5	Graciano	1,400.00	000100	0.2
	1,100.00	000100	7.4	Wtd. Avg. Base & Total Tons	1,400.00		0.2
	1,400.00	000100	0.9	Grenache *	1,100.00	000100	1.4
Wtd. Avg. Base & Total Tons	1,112.24		9.8		1,400.00	000100	5.1
Vermentino *	1,600.00	000100	0.3		1,700.00	000100	1.1
Wtd. Avg. Base & Total Tons	1,600.00		0.3	Wtd. Avg. Base & Total Tons	3,600.00	000100	4.8
Viognier	475.00	070453	105.8		2,244.35		12.4
	650.00	000100	50.0	Malbec	1,350.00	000100	4.7
	1,000.00	000100	1.0		4,146.23	003200	11.6
	1,100.00	000100	2.3	Wtd. Avg. Base & Total Tons	3,339.96		16.3
Wtd. Avg. Base & Total Tons	542.33		159.1	Merlot	1,300.00	000100	61.1
White Riesling *	265.00	013000	19.5		1,350.00	000100	8.6
	650.00	038213	198.8		1,400.00	000100	75.6
	1,262.50	000100	46.6		1,464.50	000100	14.1
	1,400.00	000100	40.4	Wtd. Avg. Base & Total Tons	1,500.00	000100	10.4
Wtd. Avg. Base & Total Tons	818.15		305.3		1,515.00	000100	38.7
Other White ^b	1,450.00	000100	2.2		1,688.84	000100	40.5
Wtd. Avg. Base & Total Tons	1,450.00		2.2		2,525.00	000100	87.2
WINE GRAPES (RED)				Wtd. Avg. Base & Total Tons	4,731.03	003200	4.8
Aglianico	3,000.00	000100	2.9		1,768.47		341.0
Wtd. Avg. Base & Total Tons	3,000.00		2.9	Mourvedre *	1,200.00	000100	3.2
Barbera	1,350.00	000100	0.8		2,500.00	021800	1.2
	1,550.00	000100	14.4		6,000.00	027800	1.0
Wtd. Avg. Base & Total Tons	1,539.47		15.2	Wtd. Avg. Base & Total Tons	2,377.78		5.4
Cabernet Franc	1,950.00	000100	2.7	Petite Sirah	875.00	000100	198.0
Wtd. Avg. Base & Total Tons	1,950.00		2.7		1,013.32	000100	16.5
Cabernet Sauvignon	100.00	000100	20.1		1,250.00	000100	250.5
	500.00	000100	71.7		1,400.00	000100	5.0
	1,262.50	018100	21.1		1,500.00	000100	21.2
	1,500.00	000100	96.5		1,700.00	000100	1.5
	1,600.00	000100	15.6		1,800.00	000100	1.5
	1,700.00	000100	171.1		2,042.05	000100	35.8
	1,750.00	000100	5.0		2,383.60	000100	24.9
	1,800.00	000100	39.1		2,500.00	000100	20.3
	1,950.00	000100	107.9		2,800.00	000100	21.9
	2,000.00	000100	207.1		3,300.00	000100	107.6
	2,020.00	000100	36.8		3,399.05	003200	8.8
	2,020.00	052025	9.3	Wtd. Avg. Base & Total Tons	3,500.00	000100	6.1
	2,100.00	000100	32.9		4,118.98	003200	13.5
	2,200.00	000100	2.6	Pinot Noir	220.00	000100	24.7
	2,400.00	000100	1.5		450.00	000100	33.5
	2,450.00	000100	4.5		500.00	021200	192.6
	2,500.00	000100	1.5		525.00	000100	197.1
	2,800.00	000100	2.0		570.00	067607	543.4
	2,828.00	000100	13.7		700.00	067225	225.0
	3,000.00	000100	31.5		725.00	000100	501.1
	3,132.85	000100	15.7		750.00	000100	1,264.5
	7,036.12	003200	9.0				
Wtd. Avg. Base & Total Tons	1,818.90		916.2				

TABLE 8: BASE PRICE PAID TO GROWERS FOR GRAPES CRUSHED AND DELIVERED TO CALIFORNIA PROCESSORS FROM THE 2020 CROP WITH BRIX FACTORS AND PURCHASED TONNAGE, BY TYPE, VARIETY, REPORTING DISTRICT WHERE GROWN, AND WEIGHTED AVERAGE BASE PRICE

District, Type, and Variety	Base Price	Brix	Tons	District, Type, and Variety	Base Price	Brix	Tons
	Per Ton	Factors			Per Ton	Factors	
	Dollars	Code ^a			Dollars	Code ^a	
DISTRICT 5 (Cont'd)					1,000.00	000100	23.0
Pinot Noir (Cont'd)	825.00	000100	169.5		1,019.62	000100	3.2
	850.00	000100	776.1		1,100.00	000100	479.6
	893.00	000100	87.5		1,140.60	000100	86.0
	900.00	000100	451.4		1,400.00	000100	1.0
	1,246.18	007800	214.1		1,450.00	000100	6.6
	1,300.00	000100	98.1		1,450.00	013600	3.5
	1,389.97	007800	372.7		1,500.00	000100	13.8
	1,400.00	000100	147.1		1,650.00	000100	4.3
	1,450.00	000100	55.8		1,800.00	000100	6.6
	1,600.00	000100	2.5		2,200.00	000100	12.7
	1,850.00	000100	38.8		2,200.00	014550	4.6
	1,900.00	000100	1.1		2,200.00	017220	2.6
	2,500.00	000100	2.3		2,400.00	009000	2.3
	3,000.00	000100	3.0		2,400.00	024500	3.0
Wtd. Avg. Base & Total Tons	846.92		5,401.9		2,500.00	017200	2.0
					2,500.00	017400	7.3
Primitivo	1,725.00	000100	4.1		2,700.00	000100	1.0
Wtd. Avg. Base & Total Tons	1,725.00		4.1		2,800.00	000100	4.6
					2,800.00	017400	44.0
Sangiovese *	1,350.00	000100	41.9		3,000.00	000100	5.2
	1,450.00	000100	5.0		3,000.00	013600	6.6
	1,500.00	000100	3.5		3,000.00	017000	1.8
	1,500.00	011300	1.5		3,100.00	000100	4.7
Wtd. Avg. Base & Total Tons	1,374.08		51.9		3,100.00	018700	3.0
					3,200.00	000100	5.8
Syrah *	1,200.00	000100	11.2		3,200.00	017400	4.2
	1,300.00	000100	2.0		3,400.00	000100	3.6
	1,550.00	000100	5.0		3,600.00	000100	5.8
	1,600.00	000100	7.8		3,600.00	010700	5.7
	1,616.00	000100	3.3		4,000.00	000100	5.3
	1,700.00	000100	0.3		4,100.00	000100	4.7
	1,700.00	003200	15.4		4,500.00	000100	0.5
	1,800.00	000100	2.1		4,600.00	020800	0.1
	2,525.00	000100	45.1		5,025.00	000100	2.9
Wtd. Avg. Base & Total Tons	2,016.81		92.2		5,425.00	000100	0.7
				Wtd. Avg. Base & Total Tons	888.11		1,874.1
Tempranillo *	1,300.00	000100	5.4	Chenin Blanc	1,200.00	000100	2.0
	1,400.00	000100	2.0	Wtd. Avg. Base & Total Tons	1,200.00		2.0
Wtd. Avg. Base & Total Tons	1,327.03		7.4				
				Gewurztraminer	2,000.00	000100	0.4
Teroldego	715.00	067605	253.6	Wtd. Avg. Base & Total Tons	2,000.00		0.4
	1,250.00	000100	71.4				
Wtd. Avg. Base & Total Tons	832.54		325.0	Grenache Blanc	1,350.00	000100	1.0
				Wtd. Avg. Base & Total Tons	1,350.00		1.0
Trousseau *	2,000.00	000100	2.8				
Wtd. Avg. Base & Total Tons	2,000.00		2.8	Gruner Veltliner	2,000.00	000100	3.8
					2,500.00	000100	1.9
Zinfandel	950.00	000100	127.2	Wtd. Avg. Base & Total Tons	2,166.67		5.7
	1,500.00	000100	1.3				
	1,500.00	025100	8.3	Malvasia Bianca	1,400.00	000100	1.0
	1,515.00	000100	4.3		1,800.00	017000	4.0
	1,600.00	000100	0.3	Wtd. Avg. Base & Total Tons	1,720.00		5.0
	2,000.00	000100	5.0				
	2,200.00	000100	8.5	Marsanne	1,400.00	000100	4.2
	2,500.00	000100	1.8	Wtd. Avg. Base & Total Tons	1,400.00		4.2
	3,300.00	000100	39.5				
Wtd. Avg. Base & Total Tons	1,558.53		196.2	Muscat Blanc *	450.00	000100	28.7
					1,400.00	000100	4.1
Other Red ^b	2,500.00	000100	3.6		1,450.00	000100	7.4
	3,000.00	000100	2.9		1,500.00	000100	1.0
Wtd. Avg. Base & Total Tons	2,723.08		6.5	Wtd. Avg. Base & Total Tons	749.64		41.2
DISTRICT 6							
WINE GRAPES (WHITE)							
Albarino	1,100.00	000100	1.8	Palomino *	2,000.00	000100	5.9
	1,500.00	000100	1.6	Wtd. Avg. Base & Total Tons	2,000.00		5.9
Wtd. Avg. Base & Total Tons	1,288.24		3.4				
				Pinot Blanc	1,340.00	013600	5.2
Chardonnay *	475.00	020600	1,091.6	Wtd. Avg. Base & Total Tons	1,340.00		5.2
	500.00	000100	1.0				
	750.00	000100	6.0	Pinot Gris *	500.00	009000	594.4
	900.00	000100	3.2		1,350.00	000100	12.8
					1,440.00	013600	7.3

TABLE 8: BASE PRICE PAID TO GROWERS FOR GRAPES CRUSHED AND DELIVERED TO CALIFORNIA PROCESSORS FROM THE 2020 CROP WITH BRIX FACTORS AND PURCHASED TONNAGE, BY TYPE, VARIETY, REPORTING DISTRICT WHERE GROWN, AND WEIGHTED AVERAGE BASE PRICE

District, Type, and Variety	Base Price	Brix	Tons	District, Type, and Variety	Base Price	Brix	Tons
	Per Ton	Factors			Per Ton	Factors	
	Dollars	Code ^a			Dollars	Code ^a	
DISTRICT 6 (Cont'd)					2,484.57	000100	1.1
Pinot Gris * (Cont'd)	1,450.00	000100	3.0		2,500.00	000100	5.5
	1,500.00	000100	1.7		2,500.00	013800	2.2
	1,650.00	000100	1.6		2,598.12	000100	4.0
	1,800.00	000100	2.1		2,598.64	000100	4.0
	2,600.00	000100	6.1		2,598.67	000100	4.0
	2,800.00	016800	1.4		2,598.68	000100	4.0
Wtd. Avg. Base & Total Tons	568.04		630.4		2,600.00	000100	3.9
					2,602.45	000100	4.0
Roussanne	1,400.00	000100	3.2		2,605.11	000100	1.0
Wtd. Avg. Base & Total Tons	1,400.00		3.2		2,605.24	000100	2.0
					2,800.00	000100	1.9
Sauvignon Blanc	350.00	000100	51.7		2,900.00	000100	2.0
	500.00	000100	21.7		3,000.00	000100	7.9
	615.00	039890	89.1		3,400.00	000100	3.6
	1,200.00	000100	19.8		3,500.00	013600	1.5
	1,300.00	000100	14.0		3,600.00	000100	2.3
	1,300.00	013100	79.3		5,500.00	000100	1.3
	1,350.00	000100	4.0	Wtd. Avg. Base & Total Tons	2,447.57		86.4
	1,450.00	000100	7.0				
	1,500.00	000100	13.1	Cabernet Sauvignon	138.00	000100	5.2
	1,800.00	000100	1.8		312.00	000100	1.4
	1,840.00	000100	4.4		400.00	000100	11.4
	2,800.00	000100	0.6		400.00	067605	351.5
	4,500.00	000100	1.7		500.00	000100	3.0
Wtd. Avg. Base & Total Tons	923.61		308.2		550.00	025100	289.7
					600.00	000100	58.2
Semillon	1,000.00	000100	4.9		665.00	067603	247.3
Wtd. Avg. Base & Total Tons	1,000.00		4.9		665.00	067605	297.5
					800.00	000100	71.0
Verdelho	1,350.00	000100	6.0		800.00	014100	10.0
Wtd. Avg. Base & Total Tons	1,350.00		6.0		800.00	067485	86.1
					850.00	000100	5.9
Viognier	400.00	000100	3.6		1,100.00	013600	1.5
	1,000.00	009000	2.6		1,200.00	000100	87.5
	2,400.00	000100	4.5		1,200.00	017000	2.0
	2,800.00	000100	0.5		1,257.84	000100	2.8
	3,500.00	000100	0.5		1,275.04	000100	9.8
Wtd. Avg. Base & Total Tons	1,537.61		11.7		1,300.00	000100	73.6
					1,300.00	024300	3.3
White Riesling *	1,000.00	000100	0.5		1,450.00	000100	17.0
	1,900.00	000100	1.7		1,500.00	000100	20.5
Wtd. Avg. Base & Total Tons	1,695.45		2.2		1,550.00	000100	155.4
					1,600.00	000100	1.3
Other White ^b	132.00	000100	5.5		1,650.00	000100	22.7
	1,000.00	004550	5.1		1,800.00	000100	22.0
	3,000.00	000100	0.4		1,800.00	020800	0.7
Wtd. Avg. Base & Total Tons	638.73		11.0		1,900.00	000100	35.4
					1,925.00	018000	3.8
WINE GRAPES (RED)					2,000.00	000100	59.0
Alicante Bouschet *	400.00	000100	17.9		2,100.00	000100	3.2
	1,500.00	000100	1.9		2,150.00	000100	3.5
	2,000.00	000100	16.4		2,200.00	000100	69.2
Wtd. Avg. Base & Total Tons	1,182.60		36.2		2,200.00	027800	3.6
					2,400.00	000100	1.5
Barbera	138.00	000100	6.0		2,500.00	000100	12.6
	1,000.00	013600	6.4		2,500.00	011300	2.0
	1,800.00	000100	1.0		2,500.00	017200	2.6
	2,000.00	000100	0.3		2,798.34	000100	3.0
	2,100.00	000100	1.0		2,798.40	000100	3.0
Wtd. Avg. Base & Total Tons	797.82		14.7		2,798.46	000100	4.0
					2,798.48	000100	4.0
Cabernet Franc	500.00	013600	1.0		2,798.53	000100	4.0
	1,000.00	000100	3.7		2,798.54	000100	8.0
	1,200.00	000100	2.8		2,798.59	000100	8.0
	1,300.00	000100	3.0		2,800.00	000100	44.0
	1,600.00	000100	0.5		2,802.75	000100	4.0
	1,600.00	002600	3.6		2,802.79	000100	4.0
	1,800.00	000100	0.6		2,805.85	000100	2.0
	1,925.00	018000	0.6		2,806.20	000100	2.0
	2,000.00	000100	4.6		2,806.24	000100	2.0
	2,200.00	000100	1.9		2,900.00	000100	10.0
	2,300.00	000100	7.9		3,000.00	000100	8.1

TABLE 8: BASE PRICE PAID TO GROWERS FOR GRAPES CRUSHED AND DELIVERED TO CALIFORNIA PROCESSORS FROM THE 2020 CROP WITH BRIX FACTORS AND PURCHASED TONNAGE, BY TYPE, VARIETY, REPORTING DISTRICT WHERE GROWN, AND WEIGHTED AVERAGE BASE PRICE

District, Type, and Variety	Base Price	Brix	Tons	District, Type, and Variety	Base Price	Brix	Tons
	Per Ton	Factors			Per Ton	Factors	
	Dollars	Code ^a			Dollars	Code ^a	
DISTRICT 6 (Cont'd)					2,400.00	000100	22.9
Cabernet Sauvignon (Cont'd)	3,200.00	000100	1.4		2,600.00	000100	0.8
	3,250.00	000100	7.2	Wtd. Avg. Base & Total Tons	1,522.07		260.4
	3,300.00	000100	1.8				
	3,350.00	020800	22.5	Malbec	150.00	000100	9.4
	3,400.00	000100	4.6		800.00	000100	9.0
	3,401.58	000100	1.7		1,300.00	000100	1.0
	3,500.00	000100	12.1		1,800.00	000100	1.8
	3,500.00	013600	5.6		1,800.00	017200	1.8
	3,556.25	000100	3.9		2,000.00	000100	2.0
	3,600.00	000100	5.6		2,500.00	000100	5.3
	3,800.00	000100	1.8		3,000.00	000100	16.0
	4,000.00	000100	1.9		3,650.00	000100	1.6
	4,000.00	004270	1.3	Wtd. Avg. Base & Total Tons	1,826.30		47.9
	4,000.00	014570	3.3				
	5,550.00	000100	3.9	Merlot	665.00	067603	480.6
	5,950.00	000100	1.0		800.00	014100	6.0
	6,000.00	000100	6.6		900.00	000100	1.9
Wtd. Avg. Base & Total Tons	1,108.79		2,251.0		1,000.00	000100	20.8
					1,050.00	000100	22.2
Carignane	450.00	000100	1.8		1,054.19	000100	2.6
	600.00	000100	33.0		1,100.00	000100	36.9
	1,000.00	000100	0.8		1,100.00	013600	2.5
	1,300.00	020800	5.0		1,200.00	000100	28.2
	1,400.00	000100	60.6		1,200.00	024300	14.3
	1,500.00	021000	1.9		1,300.00	000100	54.0
	1,500.00	064405	3.6		1,400.00	020800	0.2
	1,650.00	000100	1.0		1,500.00	000100	1.4
	1,800.00	000100	13.9		1,596.99	000100	1.0
	1,800.00	013600	3.9		1,597.56	000100	1.0
	2,000.00	000100	85.5		1,599.18	000100	4.0
	2,150.00	000100	4.9		1,599.19	000100	4.0
	2,200.00	000100	0.4		1,600.00	000100	152.0
	2,250.00	000100	2.0		1,603.21	000100	2.0
	2,450.00	000100	9.5		1,603.36	000100	2.0
	2,700.00	000100	4.0		1,650.00	000100	2.0
Wtd. Avg. Base & Total Tons	1,620.71		231.8		1,700.00	017400	3.3
					1,925.00	018000	2.0
Carmenere	1,000.00	000100	1.5		2,000.00	000100	4.6
	1,800.00	000100	0.5		2,000.00	017200	1.1
Wtd. Avg. Base & Total Tons	1,200.00		2.0		2,000.00	024300	2.3
					2,100.00	000100	2.9
Cinsaut *	400.00	000100	0.7		2,500.00	000100	1.2
	1,400.00	000100	2.1		3,000.00	000100	11.4
Wtd. Avg. Base & Total Tons	1,150.00		2.8		3,100.00	020600	4.1
					3,350.00	024300	3.9
Counoise	1,700.00	000100	3.0		5,000.00	000100	1.0
Wtd. Avg. Base & Total Tons	1,700.00		3.0	Wtd. Avg. Base & Total Tons	1,035.22		877.4
Dolcetto	3,400.00	000100	2.4	Mourvedre *	350.00	000100	22.5
Wtd. Avg. Base & Total Tons	3,400.00		2.4		400.00	000100	52.6
					450.00	000100	1.5
Grenache *	265.00	002200	28.6		500.00	000100	23.6
	300.00	000100	11.0		700.00	000100	79.7
	400.00	000100	8.2		800.00	020800	2.3
	1,000.00	000100	4.1		1,000.00	013600	1.1
	1,150.00	020800	17.7		1,200.00	000100	5.8
	1,283.98	000100	3.1		1,400.00	000100	17.0
	1,400.00	000100	2.7		1,500.00	000100	13.4
	1,400.00	017400	1.0		1,500.00	021000	0.5
	1,500.00	000100	3.1		1,550.00	000100	2.2
	1,500.00	060905	5.9		1,700.00	000100	9.4
	1,500.00	064405	0.9		1,800.00	000100	8.4
	1,550.00	000100	3.0		1,800.00	013600	1.0
	1,600.00	000100	8.1		1,900.00	000100	1.0
	1,800.00	000100	9.4		2,000.00	000100	149.4
	1,800.00	009500	2.8		2,100.00	000100	2.2
	1,800.00	010700	1.5		2,400.00	000100	1.7
	1,800.00	013600	9.3		2,450.00	000100	11.6
	1,815.00	029620	91.5		2,500.00	017000	0.9
	2,000.00	000100	14.8		2,600.00	000100	10.8
	2,200.00	000100	9.0		3,000.00	017600	2.0
	2,200.00	021000	1.0		3,500.00	000100	3.6

TABLE 8: BASE PRICE PAID TO GROWERS FOR GRAPES CRUSHED AND DELIVERED TO CALIFORNIA PROCESSORS FROM THE 2020 CROP WITH BRIX FACTORS AND PURCHASED TONNAGE, BY TYPE, VARIETY, REPORTING DISTRICT WHERE GROWN, AND WEIGHTED AVERAGE BASE PRICE

District, Type, and Variety	Base Price	Brix	Tons	District, Type, and Variety	Base Price	Brix	Tons
	Per Ton	Factors			Per Ton	Factors	
	Dollars	Code ^a			Dollars	Code ^a	
DISTRICT 6 (Cont'd)					3,800.00	000100	37.1
Mourvedre * (Cont'd)	3,600.00	000100	1.1		3,800.00	013600	39.2
Wtd. Avg. Base & Total Tons	1,360.80		425.3		4,000.00	000100	24.8
					4,100.00	000100	17.5
Nebbiolo	2,200.00	013800	1.3		4,100.00	014100	1.5
	3,400.00	000100	0.3		4,200.00	000100	3.3
	4,000.00	014100	3.8		4,200.00	020600	3.1
Wtd. Avg. Base & Total Tons	3,533.33		5.4		5,500.00	000100	4.0
					5,500.00	013100	3.3
Petit Verdot	665.00	067603	722.9	Wtd. Avg. Base & Total Tons	1,307.30		1,287.0
	1,200.00	000100	0.8				
	1,800.00	000100	0.7	Primitivo	500.00	000100	18.9
	1,800.00	014570	1.2		1,250.00	000100	2.0
	2,000.00	000100	4.9		1,600.00	000100	1.3
	2,000.00	017400	1.0	Wtd. Avg. Base & Total Tons	631.98		22.2
	2,100.00	000100	2.0				
	2,400.00	000100	3.3	Refosco *	3,400.00	000100	1.3
	2,598.77	000100	8.0	Wtd. Avg. Base & Total Tons	3,400.00		1.3
	2,598.79	000100	4.0				
	2,600.00	000100	5.0	Sangiovese *	1,100.00	013600	1.1
	2,604.91	000100	2.0		1,200.00	013600	1.5
Wtd. Avg. Base & Total Tons	2,605.66	000100	2.0		1,550.00	000100	11.2
	743.78		757.8		1,550.00	002600	4.1
					1,800.00	000100	3.3
Petite Sirah	130.00	000100	26.2		2,100.00	000100	1.2
	138.00	000100	6.9		2,200.00	000100	0.6
	500.00	000100	145.7		2,200.00	013800	2.5
	665.00	067605	418.1		2,500.00	000100	2.2
	700.00	000100	13.8		3,000.00	000100	4.0
	800.00	000100	65.0	Wtd. Avg. Base & Total Tons	1,877.13		31.7
	1,200.00	000100	8.1				
	1,200.00	013600	1.3	Syrah *	312.00	000100	2.7
	1,200.00	024500	2.8		500.00	000100	6.4
	1,300.00	000100	14.0		800.00	000100	1.0
	1,500.00	000100	3.1		1,100.00	000100	2.1
	1,500.00	021000	0.6		1,200.00	000100	18.5
	1,550.00	000100	9.9		1,300.00	024500	71.3
	1,700.00	017400	2.9		1,400.00	000100	8.0
	1,800.00	000100	10.9		1,600.00	000100	6.3
	1,800.00	013600	11.1		1,600.00	014570	0.8
	1,800.00	017400	0.9		1,650.00	000100	1.4
	1,815.00	029620	118.4		1,800.00	000100	3.0
	1,925.00	018000	3.6		1,800.00	017200	1.3
	1,980.00	017600	1.0		1,800.00	020800	3.9
	2,000.00	000100	10.9		1,925.00	018000	1.1
	2,200.00	000100	3.5		2,000.00	000100	6.4
	3,000.00	000100	2.5		2,000.00	021000	1.6
	3,650.00	000100	0.5		2,200.00	000100	8.6
Wtd. Avg. Base & Total Tons	884.00		881.7		2,200.00	017000	1.8
					2,600.00	000100	4.5
Pinot Noir	550.00	000100	853.7		2,750.00	000100	0.9
	1,200.00	000100	9.3		2,800.00	013600	3.9
	1,400.00	024500	7.6		3,500.00	009400	1.0
	1,615.00	023000	127.3	Wtd. Avg. Base & Total Tons	1,477.73		156.5
	1,800.00	000100	2.4				
	2,400.00	000100	24.8	Tempranillo *	1,000.00	000100	5.9
	2,500.00	000100	5.7		1,200.00	000100	1.4
	2,500.00	014550	2.5		1,600.00	000100	3.4
	2,500.00	017400	13.7		3,000.00	014570	0.8
	2,500.00	021000	5.3	Wtd. Avg. Base & Total Tons	1,340.87		11.5
	2,668.40	000100	6.0				
	2,700.00	070534	9.4	Teroldego	665.00	067605	213.4
	3,000.00	000100	23.6		1,400.00	000100	1.0
	3,000.00	019300	18.0	Wtd. Avg. Base & Total Tons	668.43		214.4
	3,200.00	000100	2.0				
	3,300.00	000100	4.4	Zinfandel	200.00	000100	9.7
	3,500.00	000100	20.8		240.00	006500	102.7
	3,500.00	017000	2.0		300.00	000100	18.7
	3,500.00	017200	2.0		312.00	000100	4.8
	3,550.00	020800	2.5		400.00	000100	26.6
	3,600.00	000100	3.0		450.00	000100	10.9
	3,600.00	014100	5.5		500.00	000100	158.0
	3,690.00	000100	1.7		600.00	000100	249.6

TABLE 8: BASE PRICE PAID TO GROWERS FOR GRAPES CRUSHED AND DELIVERED TO CALIFORNIA PROCESSORS FROM THE 2020 CROP WITH BRIX FACTORS AND PURCHASED TONNAGE, BY TYPE, VARIETY, REPORTING DISTRICT WHERE GROWN, AND WEIGHTED AVERAGE BASE PRICE

District, Type, and Variety	Base Price	Brix	Tons	District, Type, and Variety	Base Price	Brix	Tons
	Per Ton	Factors			Per Ton	Factors	
	Dollars	Code ^a			Dollars	Code ^a	
DISTRICT 6 (Cont'd)					950.00	000100	34.3
Zinfandel (Cont'd)	700.00	000100	368.3		950.00	024500	211.8
	800.00	026700	5.0		975.00	000100	2,170.5
	850.00	000100	6.6		1,000.00	000100	497.3
	1,000.00	000100	1.0		1,000.00	024500	1,407.3
	1,000.00	026700	19.5		1,075.00	000100	120.8
	1,100.00	021000	0.4		1,091.36	024500	24.1
	1,154.17	024500	4.4		1,100.00	000100	36.7
	1,154.17	029125	2.1		1,135.50	000100	1,655.6
	1,173.64	000100	2.3		1,150.00	000100	1,288.8
	1,200.00	000100	124.1		1,150.00	024500	652.2
	1,200.00	021000	0.9		1,184.44	000100	22.6
	1,250.00	024500	4.0		1,200.00	000100	1,949.1
	1,300.00	000100	4.5		1,200.00	012900	22.3
	1,325.00	000100	2.1		1,200.00	024500	417.5
	1,350.00	000100	93.9		1,229.88	000100	223.5
	1,400.00	000100	4.8		1,244.99	000100	500.3
	1,500.00	000100	20.3		1,250.00	000100	640.1
	1,600.00	000100	11.6		1,259.99	021200	1,193.9
	1,700.00	000100	47.2		1,263.48	021200	332.2
	1,750.00	000100	4.8		1,297.07	024500	79.2
	1,800.00	000100	60.8		1,300.00	000100	685.6
	1,800.00	017200	1.4		1,300.00	013100	18.7
	1,900.00	000100	2.8		1,300.00	019100	269.4
	1,925.00	018000	15.1		1,318.12	000100	839.4
	1,950.00	021000	12.3		1,327.47	000100	684.7
	2,000.00	000100	61.1		1,338.52	000100	2,387.4
	2,000.00	017400	0.5		1,338.52	017000	264.0
	2,200.00	000100	3.2		1,339.39	017000	331.1
	2,250.00	000100	10.6		1,341.00	000100	262.9
	2,400.00	000100	11.3		1,342.73	024500	44.9
	2,450.00	000100	4.9		1,350.00	000100	210.5
	2,500.00	000100	13.6		1,350.00	024500	109.5
	3,000.00	000100	16.3		1,371.24	024500	49.2
Wtd. Avg. Base & Total Tons	957.36		1,522.7		1,383.97	000100	68.4
					1,400.00	000100	4,909.0
Other Red ^b	132.00	000100	7.9		1,400.00	002600	8.0
	700.00	002600	30.0		1,400.00	013600	494.4
	1,600.00	000100	1.0		1,401.63	019200	136.7
	1,800.00	000100	1.2		1,415.00	021200	302.0
Wtd. Avg. Base & Total Tons	643.46		40.1		1,425.00	000100	870.1
					1,425.00	024500	200.9
					1,438.27	000100	40.0
DISTRICT 7					1,465.00	021200	356.5
WINE GRAPES (WHITE)					1,475.85	021200	160.3
Albarino	950.00	000100	34.2		1,500.00	000100	414.6
	1,000.00	000100	7.7		1,500.00	017400	14.8
	1,195.00	000100	49.9		1,511.91	000100	352.1
	1,200.00	000100	5.8		1,511.91	000100	352.1
	1,600.00	000100	29.1		1,575.00	013100	77.1
	1,600.00	010900	2.2		1,590.00	021200	448.2
	1,700.00	000100	6.1		1,600.00	000100	146.3
	1,800.00	000100	6.3		1,600.00	013100	92.3
	2,700.00	000100	1.0		1,625.00	000100	600.1
Wtd. Avg. Base & Total Tons	1,273.86		142.3		1,639.00	000100	201.8
					1,653.30	000100	111.8
Arneis	1,600.00	000100	1.5		1,675.00	000100	133.6
Wtd. Avg. Base & Total Tons	1,600.00		1.5		1,700.00	000100	117.6
					1,750.00	024300	3.9
Chardonnay *	490.00	063800	423.9		1,800.00	000100	425.3
	500.00	000100	3,168.4		1,850.00	000100	191.4
	500.00	017200	400.6		1,900.00	024400	21.7
	515.00	063800	351.8		1,950.00	000100	451.4
	550.00	022500	85.3		1,950.00	013100	18.7
	600.00	000100	870.6		2,000.00	000100	92.9
	600.00	024500	3,657.3		2,070.00	000100	3.0
	700.00	024500	46.5		2,100.00	000100	20.7
	738.38	000100	19.1		2,161.00	000100	72.8
	750.00	000100	356.7		2,250.00	000100	3.5
	800.00	024500	653.8		2,300.00	000100	2.1
	825.00	000100	307.5		2,300.00	011300	3.5
	900.00	000100	631.6		2,400.00	000100	29.1
	900.00	024500	358.4		2,400.00	006500	27.3
	911.35	024500	22.9		2,400.00	011300	3.0

TABLE 8: BASE PRICE PAID TO GROWERS FOR GRAPES CRUSHED AND DELIVERED TO CALIFORNIA PROCESSORS FROM THE 2020 CROP WITH BRIX FACTORS AND PURCHASED TONNAGE, BY TYPE, VARIETY, REPORTING DISTRICT WHERE GROWN, AND WEIGHTED AVERAGE BASE PRICE

District, Type, and Variety	Base Price	Brix	Tons	District, Type, and Variety	Base Price	Brix	Tons
	Per Ton	Factors			Per Ton	Factors	
	Dollars	Code ^a			Dollars	Code ^a	
DISTRICT 7 (Cont'd)							
Chardonnay * (Cont'd)	2,400.00	013400	9.9	Muscat Blanc *	1,100.00	000100	84.4
	2,441.00	000100	8.1		1,195.00	060905	240.6
	2,500.00	000100	26.0		1,200.00	000100	5.1
	2,500.00	021800	4.5		1,300.00	000100	22.2
	2,600.00	000100	1.9	Wtd. Avg. Base & Total Tons	1,178.93		352.3
	2,800.00	000100	44.2	Picpoul Blanc	1,100.00	000100	25.5
	2,800.00	013400	11.9		1,800.00	000100	2.4
	2,800.00	021500	4.0	Wtd. Avg. Base & Total Tons	1,160.22		27.9
	2,800.00	021800	4.6	Pinot Blanc	1,100.00	000100	110.2
	3,000.00	000100	4.6		1,135.50	000100	39.5
	3,500.00	000100	24.4		1,250.00	000100	122.1
	3,600.00	000100	37.2		1,259.00	000100	38.4
	3,600.00	014000	10.9		1,300.00	000100	346.0
	4,000.00	000100	4.8		1,800.00	000100	0.5
	4,500.00	000100	13.0		2,200.00	000100	1.8
	4,500.00	018280	1.0		2,700.00	000100	1.3
Wtd. Avg. Base & Total Tons	1,133.48		42,829.7	Wtd. Avg. Base & Total Tons	1,250.70		659.8
Chenin Blanc	1,100.00	000100	45.7	Pinot Gris *	440.00	038219	206.7
	1,432.00	000100	6.9		500.00	000100	398.3
	1,800.00	000100	0.5		515.00	009670	1,031.9
	2,000.00	000100	3.8		515.00	010650	465.8
	2,250.00	000100	2.1		1,051.83	000100	47.5
	2,300.00	013800	1.0		1,078.12	000100	436.0
	2,500.00	000100	3.1		1,100.00	000100	157.2
	3,000.00	000100	2.2		1,100.00	012900	55.5
	3,500.00	000100	2.2		1,150.00	000100	10.8
	3,800.00	013800	0.9		1,189.37	000100	741.5
	4,500.00	000100	1.8		1,200.00	000100	270.3
Wtd. Avg. Base & Total Tons	1,556.21		70.2		1,200.00	020800	182.5
Gewurztraminer	350.00	000100	243.7		1,215.00	000100	443.5
	400.00	000100	28.0		1,215.00	024500	184.1
	600.00	000100	580.3		1,250.00	000100	351.3
	600.00	048175	130.4		1,275.00	000100	187.3
	615.00	013100	612.5		1,300.00	021000	266.1
	650.00	000100	598.0		1,504.15	018800	48.2
	650.00	048175	539.2		2,000.00	000100	94.6
	675.00	040490	2,180.0		2,300.00	000100	2.4
	700.00	048175	228.8		2,600.00	000100	4.5
	772.73	000100	255.1	Wtd. Avg. Base & Total Tons	952.10		5,586.0
	960.00	000100	19.2	Roussanne	1,700.00	000100	2.4
	1,275.00	000100	5.7	Wtd. Avg. Base & Total Tons	1,700.00		2.4
	1,600.00	000100	3.0	Sauvignon Blanc	500.00	000100	96.2
Wtd. Avg. Base & Total Tons	644.94		5,423.9		600.00	000100	135.8
Grenache Blanc	970.00	000100	40.4		600.00	011300	638.2
	1,100.00	000100	32.2		850.00	000100	0.5
	1,350.00	000100	15.5		950.00	000100	1,081.1
	1,400.00	000100	10.0		1,100.00	000100	253.0
	1,600.00	000100	1.1		1,135.50	000100	285.2
	1,800.00	000100	9.3		1,196.41	013100	1.7
Wtd. Avg. Base & Total Tons	1,180.03		108.5		1,225.00	000100	130.5
Gruner Veltliner	1,195.00	000100	50.2		1,265.74	000100	42.5
	1,675.00	000100	25.1		1,300.00	013100	397.4
Wtd. Avg. Base & Total Tons	1,355.00		75.3		1,350.00	013100	50.0
Malvasia Bianca	515.00	009000	41.3		1,400.00	000100	3.5
	1,195.00	060905	229.5		1,450.00	000100	252.8
	1,500.00	000100	21.5		1,500.00	000100	19.7
	1,550.00	000100	10.4		1,600.00	000100	78.6
Wtd. Avg. Base & Total Tons	1,136.08		302.7		1,643.54	000100	7.4
Marsanne	1,700.00	000100	1.8		1,675.00	000100	153.7
	1,800.00	000100	37.1		1,700.00	000100	3.9
	3,750.00	010900	2.2		2,000.00	000100	9.1
Wtd. Avg. Base & Total Tons	1,900.00		41.1	Wtd. Avg. Base & Total Tons	2,000.00	015700	4.0
Melon	2,900.00	000100	4.7		1,034.66		3,644.8
Wtd. Avg. Base & Total Tons	2,900.00		4.7	Sauvignon Musque	1,550.00	000100	13.2
					1,600.00	017200	9.6
					1,643.54	000100	3.0
				Wtd. Avg. Base & Total Tons	1,579.48		25.8

TABLE 8: BASE PRICE PAID TO GROWERS FOR GRAPES CRUSHED AND DELIVERED TO CALIFORNIA PROCESSORS FROM THE 2020 CROP WITH BRIX FACTORS AND PURCHASED TONNAGE, BY TYPE, VARIETY, REPORTING DISTRICT WHERE GROWN, AND WEIGHTED AVERAGE BASE PRICE

District, Type, and Variety	Base Price	Brix	Tons	District, Type, and Variety	Base Price	Brix	Tons
	Per Ton	Factors			Per Ton	Factors	
	Dollars	Code ^a			Dollars	Code ^a	
DISTRICT 7 (Cont'd)					850.00	000100	118.9
Semillon	1,675.00	000100	11.4		900.00	000100	15.0
Wtd. Avg. Base & Total Tons	1,675.00		11.4		1,000.00	021500	322.6
					1,100.00	000100	277.8
Verdelho	1,600.00	000100	0.9		1,115.00	025100	61.2
Wtd. Avg. Base & Total Tons	1,600.00		0.9		1,200.00	000100	430.0
					1,200.00	020800	192.2
Vermentino *	1,100.00	000100	23.6		1,215.00	025100	227.7
	1,600.00	000100	1.0		1,260.31	000100	348.5
	1,700.00	017200	1.9		1,300.00	000100	99.0
Wtd. Avg. Base & Total Tons	1,161.89		26.5		1,300.00	064535	1,003.2
					1,300.26	000100	723.9
Viognier	1,400.00	000100	19.8		1,315.63	000100	754.0
	1,527.14	000100	40.1		1,315.63	017000	229.0
	1,600.00	000100	6.3		1,338.00	000100	155.5
	1,600.00	024300	2.5		1,400.00	017400	11.0
	1,700.00	000100	9.8		1,500.00	000100	101.0
	1,900.00	000100	1.5		1,500.00	025100	1.0
	2,000.00	000100	2.2		1,575.00	000100	495.6
	2,400.00	013600	1.0		1,750.00	000100	46.0
	2,800.00	000100	2.2		1,800.00	000100	21.3
	2,880.00	000100	1.1		1,825.00	000100	202.7
	3,000.00	014000	1.7		2,000.00	000100	858.5
Wtd. Avg. Base & Total Tons	1,630.12		88.2		2,000.00	017400	1.8
					2,300.00	024500	10.4
White Riesling *	500.00	000100	648.1		3,500.00	000100	0.6
	550.00	000100	46.7		4,000.00	000100	3.4
	700.00	000100	125.1	Wtd. Avg. Base & Total Tons	916.72		14,045.0
	866.25	000100	151.9				
	900.00	000100	470.0	Carignane	1,500.00	000100	6.2
	1,000.00	000100	164.0	Wtd. Avg. Base & Total Tons	1,500.00		6.2
	1,100.00	000100	24.9				
	1,195.00	000100	186.7	Cinsaut *	1,200.00	000100	64.0
	1,400.00	000100	49.6		1,300.00	000100	22.6
	1,400.00	006800	1.5		1,700.00	000100	1.3
	1,400.00	009400	1.9	Wtd. Avg. Base & Total Tons	1,233.11		87.9
	1,500.00	000100	6.2				
	1,800.00	000100	7.5	Dolcetto	2,000.00	000100	5.5
Wtd. Avg. Base & Total Tons	797.93		1,884.1	Wtd. Avg. Base & Total Tons	2,000.00		5.5
Other White b	1,100.00	000100	29.4	Dornfelder	1,500.00	000100	12.4
	1,500.00	000100	1.0	Wtd. Avg. Base & Total Tons	1,500.00		12.4
	2,250.00	000100	0.6				
Wtd. Avg. Base & Total Tons	1,135.16		31.0	Freisa	2,500.00	000100	3.8
				Wtd. Avg. Base & Total Tons	2,500.00		3.8
WINE GRAPES (RED)							
Barbera	1,600.00	021000	6.1	Gamay (Napa) *	1,000.00	000100	233.5
	2,250.00	000100	1.6		1,200.00	000100	4.3
	2,500.00	000100	1.6		1,750.00	000100	6.7
Wtd. Avg. Base & Total Tons	1,866.67		9.3	Wtd. Avg. Base & Total Tons	1,024.07		244.5
Cabernet Franc	500.00	000100	25.7	Gamay Noir Au Jus Blanc	1,800.00	017200	3.0
	1,000.00	017800	1.2	Wtd. Avg. Base & Total Tons	1,800.00		3.0
	1,200.00	000100	1.9				
	1,450.00	000100	7.7	Grenache *	500.00	000100	46.3
	1,600.00	000100	54.4		900.00	000100	19.7
	2,000.00	000100	29.1		970.00	000100	41.9
	2,400.00	000100	1.9		1,000.00	000100	127.2
	4,000.00	000100	0.6		1,100.00	000100	183.9
Wtd. Avg. Base & Total Tons	1,466.90		122.5		1,264.41	000100	90.5
					1,264.41	020800	22.6
Cabernet Sauvignon	150.00	000100	1,112.6		1,280.58	000100	83.8
	500.00	000100	936.0		1,300.00	000100	191.2
	500.00	020800	1,120.0		1,312.00	000100	5.2
	500.00	025100	65.0		1,350.00	000100	47.9
	515.00	024500	1,094.1		1,400.00	000100	162.4
	550.00	000100	391.6		1,500.00	000100	1.5
	550.00	024800	725.6		1,550.00	000100	220.1
	565.00	024500	704.6		1,600.00	000100	7.5
	600.00	000100	893.4		1,600.00	015500	74.7
	650.00	020800	283.5		1,800.00	000100	2.8
	700.00	000100	6.8		1,800.00	017200	7.7
					1,850.00	000100	2.6

TABLE 8: BASE PRICE PAID TO GROWERS FOR GRAPES CRUSHED AND DELIVERED TO CALIFORNIA PROCESSORS FROM THE 2020 CROP WITH BRIX FACTORS AND PURCHASED TONNAGE, BY TYPE, VARIETY, REPORTING DISTRICT WHERE GROWN, AND WEIGHTED AVERAGE BASE PRICE

District, Type, and Variety	Base Price	Brix	Tons	District, Type, and Variety	Base Price	Brix	Tons
	Per Ton	Factors			Per Ton	Factors	
	Dollars	Code ^a			Dollars	Code ^a	
DISTRICT 7 (Cont'd)							
Grenache * (Cont'd)	1,896.20	000100	27.1	Petit Verdot	150.00	000100	28.6
	1,900.00	000100	20.6		1,200.00	000100	1.9
	1,950.00	000100	16.0		1,500.00	000100	34.0
	2,000.00	000100	43.4		1,600.00	000100	18.0
	2,250.00	000100	0.5		1,800.00	000100	5.1
	2,400.00	011300	4.5		2,000.00	000100	1.7
	2,500.00	000100	2.6		4,000.00	000100	0.1
	2,500.00	009300	3.1	Wtd. Avg. Base & Total Tons	1,111.30		89.4
	2,500.00	017400	1.4	Petite Sirah	500.00	000100	31.0
	2,500.00	025000	2.2		650.00	000100	62.5
	2,600.00	000100	0.2		700.00	000100	6.0
	3,000.00	014000	1.6		1,400.00	000100	38.0
	3,500.00	000100	5.0		1,400.00	017400	1.3
	3,800.00	000100	4.3		1,410.00	000100	217.4
	4,000.00	000100	2.3		1,410.00	024500	363.1
Wtd. Avg. Base & Total Tons	1,356.19		1,474.3		1,600.00	000100	27.2
					1,850.00	000100	2.0
Malbec	150.00	000100	23.0	Wtd. Avg. Base & Total Tons	2,000.00	000100	240.1
	497.69	000100	10.8		1,478.12		988.6
	1,000.00	021500	1.0	Pinot Noir	400.00	000100	117.3
	1,200.00	000100	1.9		500.00	000100	699.0
	1,450.00	000100	5.2		500.00	014000	4.8
	1,500.00	000100	147.6		515.00	010600	144.0
	1,550.00	000100	86.8		515.00	067175	503.1
	1,825.00	000100	25.7		550.00	000100	562.4
	2,000.00	000100	44.7		600.00	000100	822.0
	2,100.00	000100	6.2		750.00	000100	205.5
	4,000.00	000100	0.1		800.00	000100	170.1
Wtd. Avg. Base & Total Tons	1,488.12		353.0		800.00	023100	203.5
					1,000.00	000100	150.3
Merlot	150.00	000100	168.0		1,200.00	000100	35.1
	500.00	000100	433.3		1,250.00	000100	10.1
	515.00	024500	355.3		1,300.00	000100	1,180.3
	550.00	000100	431.1		1,400.00	000100	1,018.2
	800.00	000100	194.2		1,500.00	000100	367.1
	870.00	000100	43.8		1,500.00	017800	2.5
	981.22	000100	322.7		1,600.00	000100	844.7
	981.22	017000	134.9		1,650.00	000100	43.3
	981.22	020800	164.0		1,659.59	000100	1,283.2
	1,100.00	000100	575.8		1,675.00	000100	94.9
	1,200.00	000100	1.9		1,684.95	000100	43.7
	1,300.00	000100	63.6		1,779.83	025100	347.0
	1,400.00	000100	142.0		1,784.05	020800	148.6
	1,440.00	000100	2.6		1,800.00	000100	689.6
	1,581.87	000100	35.7		1,825.00	000100	51.9
	1,800.00	000100	1.1		1,825.00	021000	149.6
	1,800.00	017200	0.5		1,850.00	000100	152.8
	1,836.83	000100	37.0		1,857.39	021100	408.8
	2,000.00	000100	0.5		1,868.80	025100	397.1
	4,000.00	000100	2.6		1,873.49	025100	292.8
Wtd. Avg. Base & Total Tons	811.72		3,110.6		1,874.05	020800	298.2
					1,875.00	070533	16.1
Montepulciano	2,750.00	000100	4.2		1,880.00	000100	256.4
Wtd. Avg. Base & Total Tons	2,750.00		4.2		1,880.11	000100	273.3
					1,900.00	000100	22.4
Mourvedre *	1,500.00	000100	7.1		1,969.00	000100	16.6
	1,600.00	000100	4.1		2,000.00	000100	2,162.2
	1,700.00	000100	7.0		2,050.00	000100	204.8
	1,800.00	000100	2.8		2,062.50	000100	15.0
	2,500.00	025000	1.2		2,076.00	000100	86.9
	2,700.00	000100	2.5		2,150.00	000100	23.5
	2,800.00	000100	6.1		2,250.00	000100	35.0
	3,000.00	000100	0.7		2,265.50	000100	135.9
	3,150.00	000100	2.5		2,267.86	000100	190.7
	3,800.00	000100	0.9		2,400.00	000100	4.2
	4,500.00	013400	2.0		2,500.00	000100	14.4
Wtd. Avg. Base & Total Tons	2,259.49		36.9		2,600.00	000100	13.8
					2,900.00	000100	1.6
Negrette *	2,500.00	000100	0.8		3,000.00	000100	20.0
	2,750.00	000100	8.5		3,250.00	013600	2.2
Wtd. Avg. Base & Total Tons	2,728.49		9.3		3,300.00	000100	1.1

TABLE 8: BASE PRICE PAID TO GROWERS FOR GRAPES CRUSHED AND DELIVERED TO CALIFORNIA PROCESSORS FROM THE 2020 CROP WITH BRIX FACTORS AND PURCHASED TONNAGE, BY TYPE, VARIETY, REPORTING DISTRICT WHERE GROWN, AND WEIGHTED AVERAGE BASE PRICE

District, Type, and Variety	Base Price	Brix	Tons	District, Type, and Variety	Base Price	Brix	Tons
	Per Ton	Factors			Per Ton	Factors	
	Dollars	Code ^a			Dollars	Code ^a	
DISTRICT 7 (Cont'd)							
Pinot Noir (Cont'd)	3,400.00	000100	3.2	Teroldego	500.00	000100	39.1
	3,400.00	019000	3.9	Wtd. Avg. Base & Total Tons	500.00		39.1
	3,500.00	000100	14.6	Trousseau *	1,800.00	000100	0.9
	3,500.00	021800	4.0	Wtd. Avg. Base & Total Tons	1,800.00		0.9
	3,600.00	023100	1.1	Zinfandel	240.00	006500	70.6
	3,600.00	026900	1.1		750.00	025100	1.9
	3,690.00	000100	5.0		1,800.00	000100	2.0
	3,700.00	000100	2.2		2,000.00	000100	155.5
	3,780.00	000100	8.5		2,100.00	000100	3.1
	4,000.00	000100	203.3		2,250.00	000100	2.7
	4,100.00	006500	24.1		2,500.00	000100	2.7
	4,100.00	011300	3.9		2,500.00	021000	2.7
	4,100.00	013600	20.3		3,200.00	000100	1.8
	4,300.00	000100	7.1		4,000.00	000100	2.2
	4,500.00	023100	1.1	Wtd. Avg. Base & Total Tons	1,523.71		245.2
	5,300.00	000100	8.6	Other Red ^b	1,200.00	000100	4.7
	5,500.00	000100	4.5		1,500.00	000100	3.0
	6,250.00	000100	5.1		2,000.00	000100	1.8
Wtd. Avg. Base & Total Tons	1,524.59		15,259.2		2,500.00	000100	2.7
Sagrantino	2,500.00	000100	2.0		2,500.00	011300	1.8
Wtd. Avg. Base & Total Tons	2,500.00		2.0		3,000.00	000100	5.1
Sangiovese *	1,000.00	000100	7.0		4,000.00	000100	1.6
	1,100.00	000100	44.7	Wtd. Avg. Base & Total Tons	2,255.56		20.7
	1,400.00	000100	74.4	DISTRICT 8			
	2,250.00	000100	1.1	WINE GRAPES (WHITE)			
	2,300.00	000100	5.8	Albarino	500.00	000100	1.9
	2,500.00	013600	1.5		700.00	010900	4.5
	2,600.00	000100	1.4		900.00	000100	5.1
Wtd. Avg. Base & Total Tons	1,350.52		135.9		1,000.00	000100	10.9
Syrah *	150.00	000100	60.7		1,150.00	000100	0.8
	500.00	000100	6.5		1,200.00	000100	5.2
	800.00	000100	32.0		1,400.00	000100	14.4
	950.00	000100	87.8		1,500.00	013400	2.1
	1,000.00	017400	1.7		1,650.00	000100	5.0
	1,200.00	000100	9.0		1,662.84	017000	27.0
	1,257.74	000100	64.7		1,700.00	000100	0.5
	1,275.17	000100	277.5		1,800.00	000100	34.4
	1,283.00	000100	60.5		1,800.00	009300	1.5
	1,400.00	000100	29.3		1,850.00	000100	7.3
	1,500.00	000100	69.3		1,950.00	000100	19.3
	1,600.00	000100	70.0		1,980.00	013100	1.0
	1,616.00	000100	11.3		2,000.00	000100	5.0
	1,800.00	000100	8.8		2,000.00	013100	2.0
	1,800.00	017200	2.0		2,000.00	017400	1.0
	2,000.00	000100	143.8		2,043.00	000100	3.7
	2,000.00	017400	0.8		2,100.00	000100	21.8
	2,100.00	000100	1.0		2,100.00	013100	1.6
	2,375.00	000100	8.4		2,200.00	000100	5.1
	2,600.00	000100	2.0		2,200.00	009300	1.5
	2,800.00	000100	2.4		2,350.00	000100	5.4
	3,000.00	000100	3.4		2,500.00	000100	1.6
	3,300.00	000100	0.5		2,500.00	017200	1.0
	3,500.00	000100	17.8		2,600.00	013600	1.1
	3,600.00	000100	2.2		2,800.00	000100	2.2
	3,600.00	023200	0.9		4,458.90	000100	9.2
	3,750.00	004270	1.2	Wtd. Avg. Base & Total Tons	1,862.37		203.1
	3,750.00	025100	2.3	Arneis	2,000.00	017400	4.7
	3,800.00	013600	2.4		2,175.00	000100	2.2
	4,000.00	000100	6.8		2,211.15	000100	3.0
	4,000.00	014000	10.2		2,240.17	017400	1.6
	4,000.00	024500	5.1		2,650.00	000100	1.3
Wtd. Avg. Base & Total Tons	1,457.17		1,002.3	Wtd. Avg. Base & Total Tons	2,175.60		12.8
Tannat	2,000.00	000100	1.8	Chardonnay *	300.00	000100	40.6
Wtd. Avg. Base & Total Tons	2,000.00		1.8		400.00	000100	254.8
Tempranillo *	1,600.00	000100	2.0		450.00	000100	285.0
	1,700.00	020800	2.0				
	1,800.00	000100	5.3				
Wtd. Avg. Base & Total Tons	1,735.48		9.3				

TABLE 8: BASE PRICE PAID TO GROWERS FOR GRAPES CRUSHED AND DELIVERED TO CALIFORNIA PROCESSORS FROM THE 2020 CROP WITH BRIX FACTORS AND PURCHASED TONNAGE, BY TYPE, VARIETY, REPORTING DISTRICT WHERE GROWN, AND WEIGHTED AVERAGE BASE PRICE

District, Type, and Variety	Base Price	Brix	Tons	District, Type, and Variety	Base Price	Brix	Tons
	Per Ton	Factors			Per Ton	Factors	
	Dollars	Code ^a			Dollars	Code ^a	
DISTRICT 8 (Cont'd)					2,297.60	000100	28.0
Chardonnay * (Cont'd)	500.00	000100	82.8		2,300.00	013600	1.0
	550.00	000100	1,787.0		2,313.26	000100	75.4
	550.00	013600	870.4		2,350.00	000100	6.4
	565.00	000100	586.5		2,360.00	000100	3.2
	600.00	024500	1,217.3		2,376.97	000100	13.4
	850.00	000100	19.3		2,399.31	000100	74.8
	850.00	019000	61.6		2,400.00	000100	69.9
	900.00	000100	103.4		2,400.00	009300	13.9
	900.00	024500	601.6		2,428.85	050900	60.6
	950.00	064047	433.9		2,500.00	000100	14.2
	1,000.00	000100	34.3		2,500.00	013600	4.0
	1,000.00	024500	56.7		2,500.00	017200	34.4
	1,015.00	021200	91.9		2,500.00	017400	1.5
	1,059.45	000100	284.3		2,500.00	021800	5.5
	1,100.00	000100	474.7		2,600.00	000100	18.7
	1,200.00	000100	157.1		2,600.00	017000	6.7
	1,200.00	019100	46.7		2,600.00	017200	31.3
	1,200.00	024500	79.9		2,643.19	000100	6.2
	1,250.00	059693	21.3		2,644.67	000100	13.0
	1,295.00	000100	89.6		2,648.93	000100	17.1
	1,300.00	000100	919.0		2,718.86	000100	39.9
	1,325.00	000100	2.3		2,719.25	000100	6.7
	1,400.00	000100	31.3		2,737.00	000100	5.0
	1,400.00	046400	40.6		2,737.48	013100	3.0
	1,400.84	000100	261.2		2,748.65	014400	3.9
	1,400.84	017000	226.1		2,792.10	000100	3.1
	1,425.00	000100	10.3		2,800.00	000100	11.9
	1,440.84	000100	2.8		2,800.00	020800	10.1
	1,441.00	000100	229.3		2,830.44	000100	6.0
	1,451.17	000100	5.2		2,842.86	000100	7.0
	1,480.98	000100	14.5		2,900.00	041182	1.0
	1,500.00	000100	345.0		2,902.68	000100	3.3
	1,500.00	007500	1.0		2,905.96	000100	68.3
	1,500.00	013400	2.2		3,000.00	000100	9.1
	1,500.00	017200	5.4		3,000.00	010700	3.9
	1,500.00	055910	187.9		3,000.00	013100	4.1
	1,532.22	000100	273.5		3,000.00	021000	0.5
	1,550.00	000100	16.8		3,000.00	021800	2.6
	1,550.00	017200	245.8		3,090.68	000100	1.3
	1,550.00	024500	7.2		3,100.00	000100	2.1
	1,570.61	019300	890.1		3,100.00	017000	17.6
	1,600.00	000100	86.1		3,100.00	017200	47.9
	1,600.00	008900	2.6		3,102.58	000100	3.6
	1,650.00	000100	185.1		3,200.00	000100	74.0
	1,700.00	000100	49.6		3,200.00	013400	157.7
	1,750.00	000100	5.1		3,200.00	013800	5.1
	1,770.00	017000	71.7		3,212.78	015700	13.3
	1,775.00	000100	41.5		3,238.00	000100	10.9
	1,800.00	000100	212.1		3,247.00	000100	34.4
	1,800.00	017200	58.1		3,250.00	000100	6.3
	1,815.53	002000	2.2		3,300.00	000100	28.7
	1,875.00	017000	6.4		3,313.00	009400	2.3
	1,900.00	000100	87.6		3,313.22	000100	2.3
	1,900.00	002000	5.2		3,400.00	000100	2.1
	1,900.00	017400	0.4		3,400.00	013400	5.4
	2,000.00	000100	105.7		3,500.00	000100	53.1
	2,000.00	010900	1.0		3,500.00	008000	10.3
	2,000.00	013600	5.1		3,500.00	008200	4.2
	2,000.00	017200	15.0		3,500.00	013100	2.2
	2,000.00	017400	1.0		3,500.00	013400	1.2
	2,000.00	019100	7.4		3,500.00	013800	7.2
	2,050.00	017200	2.5		3,500.00	015500	10.6
	2,100.00	000100	172.7		3,500.00	017200	24.4
	2,100.00	013100	2.5		3,500.00	020800	3.0
	2,100.00	017200	4.5		3,500.00	024500	8.4
	2,150.00	000100	13.2		3,507.90	000100	3.1
	2,150.00	006500	1.1		3,550.00	000100	6.0
	2,174.00	017100	3.2		3,600.00	000100	4.7
	2,200.00	000100	234.2		3,600.00	013600	0.4
	2,200.00	017200	21.3		3,605.00	000100	5.2
	2,238.64	000100	115.5		3,631.00	000100	32.0
	2,285.18	000100	32.3		3,686.37	000100	4.7

TABLE 8: BASE PRICE PAID TO GROWERS FOR GRAPES CRUSHED AND DELIVERED TO CALIFORNIA PROCESSORS FROM THE 2020 CROP WITH BRIX FACTORS AND PURCHASED TONNAGE, BY TYPE, VARIETY, REPORTING DISTRICT WHERE GROWN, AND WEIGHTED AVERAGE BASE PRICE

District, Type, and Variety	Base Price	Brix	Tons	District, Type, and Variety	Base Price	Brix	Tons
	Per Ton	Factors			Per Ton	Factors	
	Dollars	Code ^a			Dollars	Code ^a	
DISTRICT 8 (Cont'd)							
Chardonnay * (Cont'd)	3,700.00	000100	13.4		1,200.00	005350	9.9
	3,750.00	000100	15.4		1,200.00	018900	21.3
	3,750.00	013800	2.0		1,300.00	013100	66.1
	3,800.00	000100	1.0		1,336.70	012600	23.2
	3,900.00	000100	20.6		1,400.00	016000	4.8
	4,000.00	000100	16.6		1,500.00	000100	42.6
	4,000.00	013100	4.3		1,500.00	017000	4.1
	4,000.00	013800	2.1		1,571.18	013400	15.2
	4,000.00	016800	2.5		1,650.00	000100	2.0
	4,109.75	000100	4.0		1,671.18	000100	4.0
	4,150.00	013100	11.5		1,680.00	000100	8.6
	4,250.00	013800	1.8		1,700.00	000100	10.2
	4,458.90	000100	27.6		1,789.15	000100	8.4
	4,500.00	000100	4.1		1,797.00	013100	4.0
	4,522.83	000100	3.1		1,800.00	000100	8.2
	4,800.00	000100	5.4		1,870.00	000100	24.1
	4,900.00	000100	6.9		2,000.00	000100	20.9
	5,000.00	000100	6.7		2,000.00	011300	0.5
	5,000.00	013100	2.2		2,000.00	011400	1.0
	5,100.00	013100	2.1		2,000.00	013100	2.1
	5,100.00	013800	4.3		2,000.00	020800	7.0
	5,200.00	000100	4.7		2,100.00	000100	7.5
	5,500.00	013800	1.2		2,200.00	000100	5.0
	5,806.27	000100	8.9		2,200.00	011400	2.5
	5,894.12	000100	3.0		2,200.00	017400	1.6
Wtd. Avg. Base & Total Tons	1,270.81		14,409.8		2,207.00	000100	15.5
					2,250.00	000100	2.1
Chenin Blanc	1,000.00	000100	57.0		2,250.00	017800	7.7
	1,250.00	000100	83.8		2,300.00	000100	1.0
	1,300.00	000100	10.4		2,400.00	000100	9.8
	1,400.00	000100	2.0		2,500.00	000100	13.7
	1,500.00	000100	38.6		2,600.00	000100	1.5
	1,600.00	000100	1.6		2,700.00	013400	0.3
	1,800.00	000100	7.2		2,750.00	017000	4.0
	1,800.00	013800	1.3		2,800.00	000100	9.5
	1,950.00	000100	11.1		2,800.00	013400	1.2
	2,000.00	000100	37.0		2,800.00	017000	1.3
	2,000.00	008300	3.1		2,850.00	013100	1.2
	2,000.00	009400	1.1		2,851.00	000100	2.5
	2,000.00	013100	2.0		3,000.00	000100	6.3
	2,000.00	013400	2.0		3,100.00	000100	6.9
	2,000.00	013600	1.0		3,250.00	000100	1.6
	2,000.00	013800	4.0		3,500.00	000100	18.9
	2,000.00	017400	2.1		3,500.00	017000	1.5
	2,100.00	010630	3.0		3,800.00	000100	3.2
	2,150.00	000100	3.8		4,500.00	000100	10.1
	2,200.00	000100	12.3		4,531.70	000100	1.6
	2,300.00	000100	5.2	Wtd. Avg. Base & Total Tons	1,521.45		715.0
	2,400.00	000100	3.1				
	2,500.00	013800	1.0	Grenache Gris	2,000.00	000100	5.3
	2,800.00	000100	1.2		2,350.00	000100	1.0
	3,500.00	000100	0.9		2,400.00	000100	2.0
Wtd. Avg. Base & Total Tons	1,521.35		295.8		2,700.00	013400	0.3
					2,800.00	000100	2.0
Fiano	1,900.00	000100	3.0	Wtd. Avg. Base & Total Tons	2,279.25		10.6
	2,950.00	000100	2.7				
Wtd. Avg. Base & Total Tons	2,397.37		5.7	Gruner Veltliner	1,200.00	000100	4.9
					1,200.00	020800	1.0
Gewurztraminer	1,400.00	000100	17.3		1,750.00	000100	11.8
	1,435.00	000100	4.8		1,800.00	000100	15.6
	2,100.00	000100	0.6		1,900.00	009400	1.0
Wtd. Avg. Base & Total Tons	1,425.90		22.7		1,950.00	000100	14.7
					1,975.77	000100	13.7
Grenache Blanc	550.00	000100	4.0		2,000.00	000100	2.1
	600.00	000100	22.6		2,083.00	000100	12.8
	650.00	000100	22.6		2,150.00	000100	7.3
	800.00	000100	113.2		2,500.00	000100	16.9
	900.00	000100	21.3		2,850.00	000100	1.8
	1,000.00	000100	48.0		3,000.00	000100	3.1
	1,000.00	013100	1.0		3,000.00	009550	2.5
	1,100.00	000100	42.2		3,200.00	013400	2.0
	1,200.00	000100	13.9		3,500.00	011300	2.1
					3,500.00	024500	5.6
				Wtd. Avg. Base & Total Tons	2,165.94		118.9

TABLE 8: BASE PRICE PAID TO GROWERS FOR GRAPES CRUSHED AND DELIVERED TO CALIFORNIA PROCESSORS FROM THE 2020 CROP WITH BRIX FACTORS AND PURCHASED TONNAGE, BY TYPE, VARIETY, REPORTING DISTRICT WHERE GROWN, AND WEIGHTED AVERAGE BASE PRICE

District, Type, and Variety	Base Price	Brix	Tons	District, Type, and Variety	Base Price	Brix	Tons
	Per Ton	Factors			Per Ton	Factors	
	Dollars	Code ^a			Dollars	Code ^a	
DISTRICT 8 (Cont'd)				Pinot Gris *	440.00	038219	315.8
Malvasia Bianca	675.00	000100	47.8		500.00	000100	72.9
	1,000.00	000100	5.3		1,000.00	000100	42.8
	1,350.00	000100	2.0		1,005.76	000100	229.6
	1,500.00	000100	7.7		1,007.67	000100	2.4
	1,870.00	000100	1.0		1,100.00	000100	325.5
	2,000.00	000100	3.7		1,116.79	000100	204.4
	3,500.00	000100	0.5		1,165.00	021200	102.3
Wtd. Avg. Base & Total Tons	924.04		68.0		1,200.00	000100	21.7
					1,250.00	000100	61.6
Marsanne	1,400.00	000100	1.9		1,300.00	013100	22.5
	1,500.00	000100	3.6		1,350.00	000100	13.4
	2,000.00	000100	0.5		1,400.00	000100	7.6
	2,000.00	020800	1.5		1,500.00	000100	24.9
	2,106.00	000100	21.3		1,500.00	017000	222.5
	2,200.00	000100	3.2		1,600.00	000100	2.7
	2,207.00	000100	9.4		1,650.00	017400	2.0
	3,000.00	000100	1.3		1,700.00	000100	6.4
	3,420.91	013600	5.8		1,725.00	013400	3.2
	3,500.00	014400	0.9		1,750.00	000100	3.4
Wtd. Avg. Base & Total Tons	2,259.01		49.4		1,770.01	000100	3.0
					1,800.00	000100	1.8
Melon	2,275.00	000100	20.2		1,800.00	021000	10.3
Wtd. Avg. Base & Total Tons	2,275.00		20.2		2,000.00	000100	0.8
					2,002.00	000100	5.1
Muscat Blanc *	415.00	009000	173.8		2,200.00	000100	16.8
	450.00	000100	30.3		2,200.00	009300	1.2
	800.00	000100	3.1		2,300.00	017000	4.7
	1,000.00	013100	3.2		2,400.00	000100	0.7
	1,250.00	000100	2.4		2,500.00	000100	3.0
	1,500.00	000100	3.4		3,200.00	000100	5.1
	1,600.00	000100	28.9	Wtd. Avg. Base & Total Tons	1,053.93		1,740.1
	1,800.00	000100	62.5				
	1,850.00	028100	2.1	Roussanne	1,000.00	000100	1.8
	2,000.00	000100	2.1		1,288.95	000100	22.8
Wtd. Avg. Base & Total Tons	854.29		311.8		1,400.00	000100	6.4
					1,500.00	000100	2.6
Muscat Orange	450.00	000100	21.8		1,700.00	000100	4.4
	800.00	000100	9.3		1,800.00	000100	3.3
	1,175.05	000100	45.4		1,900.00	000100	5.2
	1,253.08	000100	24.5		2,000.00	000100	19.0
	1,365.00	000100	4.7		2,000.00	020800	2.4
	1,384.62	000100	13.6		2,200.00	000100	9.4
	1,600.00	000100	12.9		2,200.00	017400	2.0
	2,376.00	013100	3.1		2,200.00	021500	1.3
Wtd. Avg. Base & Total Tons	1,142.27		135.3		2,204.83	000100	5.2
					2,207.00	000100	9.8
Picpoul Blanc	1,400.00	000100	3.7		2,250.00	000100	0.7
	1,800.00	000100	1.1		2,387.83	000100	5.1
	1,800.00	013100	0.3		2,417.86	000100	7.8
	1,900.00	013600	2.1		2,418.00	000100	24.8
	2,000.00	000100	1.0		2,800.00	000100	1.6
	2,207.00	000100	4.8		2,850.00	013100	1.9
	2,300.00	020800	1.3		3,000.00	000100	0.5
	2,417.86	000100	6.7		3,000.00	017000	3.8
	2,500.00	000100	5.7		3,100.00	000100	1.6
	2,500.00	018900	5.3		3,250.00	000100	2.9
	2,600.00	000100	2.2		3,300.00	000100	1.1
	2,750.00	017000	1.0		3,300.00	013600	0.5
	2,800.00	000100	6.1		3,500.00	000100	3.5
	3,200.00	000100	1.5		3,500.00	013600	1.6
	3,350.00	000100	0.6		3,800.00	000100	2.9
	3,500.00	000100	3.0		4,000.00	000100	4.1
	3,880.00	000100	1.7		4,000.00	013600	2.4
Wtd. Avg. Base & Total Tons	2,503.73		48.1		4,500.00	000100	8.3
					4,700.00	000100	0.7
Pinot Blanc	2,000.00	000100	3.8		5,500.00	027600	0.5
	2,300.00	013600	6.1	Wtd. Avg. Base & Total Tons	2,353.00		171.9
	2,476.06	000100	26.7				
	3,200.00	000100	2.9	Sauvignon Blanc	500.00	000100	1.6
	3,500.00	000100	9.2		850.00	000100	318.7
Wtd. Avg. Base & Total Tons	2,653.40		48.7				

TABLE 8: BASE PRICE PAID TO GROWERS FOR GRAPES CRUSHED AND DELIVERED TO CALIFORNIA PROCESSORS FROM THE 2020 CROP WITH BRIX FACTORS AND PURCHASED TONNAGE, BY TYPE, VARIETY, REPORTING DISTRICT WHERE GROWN, AND WEIGHTED AVERAGE BASE PRICE

District, Type, and Variety	Base Price	Brix	Tons	District, Type, and Variety	Base Price	Brix	Tons
	Per Ton	Factors			Per Ton	Factors	
	Dollars	Code ^a			Dollars	Code ^a	
DISTRICT 8 (Cont'd)							
Sauvignon Blanc (Cont'd)	900.00	000100	156.2		2,500.00	020800	14.5
	1,000.00	000100	76.0		2,511.57	000100	5.4
	1,020.00	000100	6.2		2,800.00	000100	9.7
	1,050.00	000100	85.8		3,200.00	000100	4.0
	1,050.00	020800	222.3		3,250.00	000100	4.5
	1,100.00	000100	590.1		3,342.15	000100	2.7
	1,100.00	013100	128.6		3,468.30	000100	2.6
	1,100.00	017000	67.5		3,677.63	000100	2.8
	1,196.95	000100	198.6		3,800.00	000100	3.3
	1,200.00	000100	124.7		3,800.00	013600	5.8
	1,200.00	013100	33.3		3,931.29	000100	2.0
	1,200.00	015500	127.5		4,077.06	000100	1.2
	1,215.00	021200	101.6		4,200.00	000100	2.4
	1,250.00	000100	46.4		4,458.90	000100	16.3
	1,250.00	013100	59.8		4,566.80	000100	1.0
	1,300.00	000100	237.3	Wtd. Avg. Base & Total Tons	7,900.00	000100	3.3
	1,300.00	013100	390.3		1,434.04		6,269.2
	1,300.00	017000	22.2	Sauvignon Musque	2,000.00	000100	14.1
	1,303.22	000100	230.3	Wtd. Avg. Base & Total Tons	2,000.00		14.1
	1,325.00	013100	36.1	Semillon	1,800.00	000100	2.5
	1,350.00	013100	205.0		2,000.00	000100	1.5
	1,398.74	000100	32.5		2,200.00	000100	9.3
	1,400.00	000100	55.7		2,250.00	000100	1.0
	1,400.00	013100	460.0	Wtd. Avg. Base & Total Tons	2,112.59		14.3
	1,427.00	000100	183.4	St. Emilion *	2,000.00	000100	0.4
	1,427.48	017400	3.6		3,000.00	000100	1.4
	1,427.48	020800	19.0	Wtd. Avg. Base & Total Tons	2,777.78		1.8
	1,427.71	019300	39.7	Sylvaner	1,200.00	000100	5.6
	1,450.00	000100	2.4	Wtd. Avg. Base & Total Tons	1,200.00		5.6
	1,450.00	013100	24.9	Tocai Friulano	2,421.23	000100	6.9
	1,500.00	000100	42.8	Wtd. Avg. Base & Total Tons	2,421.23		6.9
	1,600.00	000100	158.6	Verdejo	1,600.00	017000	1.2
	1,600.00	017000	2.0	Wtd. Avg. Base & Total Tons	1,600.00		1.2
	1,650.00	000100	16.0	Verdelho	1,000.00	000100	5.6
	1,700.00	000100	66.0		1,200.00	000100	3.7
	1,700.00	017000	180.2		1,500.00	000100	4.5
	1,700.00	017200	37.0		1,800.00	017000	3.1
	1,700.00	020800	240.2		2,200.00	017400	1.1
	1,700.00	052500	9.1		2,300.00	000100	3.3
	1,750.00	000100	24.5	Wtd. Avg. Base & Total Tons	2,350.00	000100	6.3
	1,800.00	000100	49.4		1,709.60		27.6
	1,800.00	011100	2.1	Vermentino *	1,200.00	000100	6.9
	1,800.00	017000	48.9		1,340.00	000100	23.1
	1,820.75	000100	27.6		1,500.00	000100	1.6
	1,900.00	000100	20.1		1,600.00	017000	1.5
	1,900.00	017200	1.5		2,000.00	000100	3.5
	1,950.00	000100	110.6		2,000.00	010700	1.0
	1,950.00	015700	24.3		2,062.99	000100	1.5
	1,956.60	000100	1.0		2,072.91	017400	2.1
	2,000.00	000100	386.0		2,437.50	000100	0.6
	2,000.00	009400	5.1		2,500.00	000100	8.2
	2,000.00	013100	3.7	Wtd. Avg. Base & Total Tons	3,500.00	000100	0.2
	2,000.00	013600	63.2		1,656.26		50.2
	2,000.00	013800	1.1	Viognier	415.00	069340	109.9
	2,000.00	015700	96.8		440.00	069340	121.1
	2,000.00	017000	1.0		600.00	000100	29.9
	2,080.00	013600	167.4		800.00	000100	4.0
	2,100.00	000100	26.2		900.00	000100	19.6
	2,100.00	021000	3.7		984.00	000100	5.0
	2,100.00	023400	6.9		1,000.00	000100	4.3
	2,150.00	000100	4.3		1,100.00	000100	33.9
	2,150.00	013100	1.6		1,200.00	000100	14.6
	2,200.00	000100	14.0		1,250.00	021000	15.2
	2,200.00	013400	1.2		1,293.00	000100	7.1
	2,200.00	020800	1.3				
	2,250.00	016140	1.3				
	2,250.00	017800	7.4				
	2,300.00	000100	17.6				
	2,350.00	000100	1.3				
	2,397.60	000100	1.5				
	2,400.00	000100	22.0				
	2,500.00	000100	3.9				

TABLE 8: BASE PRICE PAID TO GROWERS FOR GRAPES CRUSHED AND DELIVERED TO CALIFORNIA PROCESSORS FROM THE 2020 CROP WITH BRIX FACTORS AND PURCHASED TONNAGE, BY TYPE, VARIETY, REPORTING DISTRICT WHERE GROWN, AND WEIGHTED AVERAGE BASE PRICE

District, Type, and Variety	Base Price	Brix	Tons	District, Type, and Variety	Base Price	Brix	Tons
	Per Ton	Factors			Per Ton	Factors	
	Dollars	Code ^a			Dollars	Code ^a	
DISTRICT 8 (Cont'd)					1,600.00	010900	4.4
Viognier (Cont'd)	1,350.00	000100	44.2		1,650.00	000100	9.9
	1,369.52	017400	1.1		1,700.00	000100	2.5
	1,370.00	000100	27.2		1,800.00	000100	0.7
	1,387.51	000100	2.4		1,890.99	000100	6.4
	1,400.00	000100	12.1		1,900.00	000100	4.8
	1,400.00	026900	4.1		2,000.00	000100	13.7
	1,500.00	000100	28.0		2,000.00	009400	1.0
	1,547.04	000100	1.5		2,094.41	000100	1.5
	1,550.00	000100	2.8		2,100.00	000100	1.0
	1,600.00	000100	1.2		2,200.00	000100	3.8
	1,600.00	013100	22.7		2,500.00	009400	1.0
	1,600.00	013400	1.1		3,900.00	000100	0.2
	1,800.00	000100	27.0		3,934.00	000100	6.4
	1,825.00	000100	7.8		4,000.00	013100	5.3
	1,828.14	000100	3.5	Wtd. Avg. Base & Total Tons	1,386.67		451.2
	1,900.00	000100	5.7				
	1,956.88	000100	7.8	Other White ^b	1,350.00	000100	1.6
	1,970.00	000100	28.6		1,500.00	000100	3.2
	1,970.00	013100	2.6		1,800.00	000100	2.0
	2,000.00	000100	36.0		1,800.00	013600	2.5
	2,049.08	000100	3.1		1,925.00	000100	11.0
	2,050.00	000100	0.4		2,000.00	000100	5.6
	2,100.00	000100	1.2		2,067.00	000100	3.5
	2,100.00	013600	2.2		2,250.00	013100	1.0
	2,104.72	000100	0.1		2,500.00	000100	8.9
	2,200.00	000100	15.1		2,500.00	009400	1.8
	2,200.00	013600	7.7		3,000.00	000100	1.4
	2,200.00	017000	2.0		3,000.00	010700	2.6
	2,200.00	017200	2.7		4,500.00	000100	0.2
	2,200.00	017400	3.6		4,600.00	013400	0.2
	2,207.00	000100	6.4	Wtd. Avg. Base & Total Tons	7,155.00	000100	1.0
	2,250.00	000100	3.8		2,250.42		46.5
	2,300.00	013600	1.0				
	2,400.00	000100	9.0	WINE GRAPES (RED)			
	2,440.00	000100	2.1	Aglianico	700.00	024800	5.8
	2,450.00	013100	16.0		1,322.13	000100	6.1
	2,475.00	013100	31.2		1,360.16	013600	5.9
	2,500.00	000100	7.0		1,800.00	024500	4.4
	2,500.00	020800	20.0		1,850.00	013600	4.2
	2,650.00	000100	1.6		3,600.00	000100	0.5
	2,750.00	000100	1.8	Wtd. Avg. Base & Total Tons	1,399.25		26.9
	2,800.00	000100	5.9				
	2,871.93	000100	14.2	Alicante Bouschet *	1,000.00	000100	2.1
	2,900.00	000100	3.5		1,800.00	000100	11.1
	2,950.00	000100	2.3		2,089.90	000100	5.4
	3,000.00	000100	6.0		2,500.00	000100	4.3
	3,100.00	000100	8.3	Wtd. Avg. Base & Total Tons	1,926.44		22.9
	3,173.00	013800	2.2				
	3,250.00	000100	1.1	Barbera	1,200.00	000100	2.8
	3,259.00	000100	2.4		1,400.00	000100	6.1
	3,513.30	014400	3.9		1,413.28	000100	6.1
	3,600.00	000100	1.4		1,438.72	000100	27.5
	4,000.00	000100	1.1		1,500.00	000100	6.1
	4,390.00	000100	1.0		1,770.00	000100	2.0
	4,500.00	000100	16.8		1,870.00	000100	1.6
	4,750.00	000100	0.5		1,957.00	000100	1.5
	5,500.00	027800	1.3		2,000.00	000100	31.9
	7,500.00	000100	0.1		2,200.00	000100	1.5
	8,000.00	000100	1.3		2,250.00	000100	1.0
	23,643.00	000100	0.8		2,350.00	000100	1.7
Wtd. Avg. Base & Total Tons	1,514.75		844.1		2,350.00	021600	2.0
					2,496.00	000100	2.9
White Riesling *	850.00	000100	16.8		2,600.00	000100	8.0
	1,000.00	000100	10.6		3,150.00	024800	1.2
	1,050.00	000100	40.9		6,538.09	000100	3.0
	1,200.00	000100	17.2	Wtd. Avg. Base & Total Tons	1,947.44		106.9
	1,270.00	000100	93.2				
	1,300.00	000100	192.2	Blaufraenkisch *	1,800.00	011400	6.4
	1,375.30	000100	6.8	Wtd. Avg. Base & Total Tons	1,800.00		6.4
	1,400.00	000100	2.8				
	1,596.63	013100	6.6	Cabernet Franc	990.00	000100	3.8
	1,600.00	000100	1.5		1,000.00	000100	35.7

TABLE 8: BASE PRICE PAID TO GROWERS FOR GRAPES CRUSHED AND DELIVERED TO CALIFORNIA PROCESSORS FROM THE 2020 CROP WITH BRIX FACTORS AND PURCHASED TONNAGE, BY TYPE, VARIETY, REPORTING DISTRICT WHERE GROWN, AND WEIGHTED AVERAGE BASE PRICE

District, Type, and Variety	Base Price	Brix	Tons	District, Type, and Variety	Base Price	Brix	Tons
	Per Ton	Factors			Per Ton	Factors	
	Dollars	Code ^a			Dollars	Code ^a	
DISTRICT 8 (Cont'd)					500.00	024800	967.9
Cabernet Franc (Cont'd)	1,100.00	000100	21.4		500.00	025100	310.6
	1,200.00	000100	7.4		500.00	067485	134.3
	1,400.00	014100	10.2		515.00	024500	354.0
	1,400.00	024500	6.6		550.00	000100	1,951.8
	1,500.00	000100	7.7		550.00	023100	382.5
	1,500.00	024800	1.0		550.00	026800	153.3
	1,500.00	025100	1.5		600.00	000100	506.8
	1,600.00	000100	133.9		600.00	020800	122.1
	1,700.00	000100	23.1		600.00	024500	272.6
	1,775.00	000100	6.6		700.00	000100	108.0
	1,800.00	000100	87.8		700.00	024800	9.2
	1,850.00	000100	3.8		750.00	000100	36.1
	1,900.00	000100	2.8		800.00	000100	946.5
	1,900.00	027100	15.8		800.00	024300	62.3
	2,000.00	000100	55.0		825.00	000100	166.0
	2,100.00	000100	25.2		850.00	000100	1,208.1
	2,100.00	014100	16.7		900.00	000100	438.9
	2,180.00	021000	3.4		900.00	024500	351.6
	2,200.00	000100	12.8		925.00	000100	126.4
	2,250.00	017800	4.6		925.00	024800	41.4
	2,300.00	000100	24.0		975.00	000100	109.6
	2,400.00	024500	13.2		1,000.00	000100	1,170.2
	2,422.50	017200	2.0		1,000.00	013600	1.3
	2,500.00	000100	30.2		1,000.00	024500	308.5
	2,500.00	009400	1.0		1,000.00	025100	0.2
	2,500.00	024500	2.1		1,040.00	000100	82.3
	2,500.00	027100	26.1		1,050.00	000100	113.7
	2,550.00	000100	7.8		1,076.07	000100	691.4
	2,550.00	028000	5.5		1,100.00	000100	429.6
	2,575.00	000100	4.0		1,150.00	000100	462.7
	2,600.00	000100	5.6		1,170.00	000100	646.0
	2,604.52	021600	3.0		1,200.00	000100	2,062.1
	2,605.00	000100	14.8		1,200.00	013600	2.3
	2,650.00	000100	1.1		1,200.00	021000	224.9
	2,652.00	000100	12.6		1,200.00	021500	184.4
	2,700.00	000100	6.9		1,200.00	023400	159.5
	2,750.00	000100	9.9		1,200.00	026800	3.8
	2,800.00	000100	5.7		1,200.00	027100	67.8
	2,800.00	017400	0.5		1,250.00	000100	121.9
	2,800.00	021500	2.6		1,263.00	000100	47.1
	2,800.00	024500	12.4		1,300.00	000100	1,483.6
	2,804.52	000100	5.8		1,300.00	024500	27.1
	2,814.00	000100	1.0		1,312.50	000100	39.7
	2,849.37	000100	7.4		1,338.25	000100	50.2
	2,875.00	000100	8.2		1,350.00	000100	217.5
	2,900.00	000100	10.0		1,364.60	000100	277.3
	3,000.00	000100	20.9		1,375.00	000100	266.1
	3,000.00	021500	0.9		1,400.00	000100	915.2
	3,200.00	024800	2.0		1,400.00	021500	1.7
	3,245.00	023400	6.5		1,400.00	024400	25.7
	3,250.00	000100	1.2		1,431.31	000100	80.4
	3,300.00	017400	1.1		1,433.19	000100	83.7
	3,400.00	000100	1.9		1,450.00	000100	48.6
	3,500.00	000100	8.3		1,475.00	000100	292.6
	3,500.00	021200	2.0		1,481.55	023000	170.6
	3,800.00	000100	1.5		1,486.37	000100	61.0
	4,000.00	000100	2.2		1,487.77	023000	85.0
	4,130.42	000100	31.0		1,488.56	000100	334.9
	4,500.00	000100	2.6		1,492.67	023000	611.0
	4,550.00	024500	320.8		1,500.00	000100	1,972.7
	4,734.00	024500	53.1		1,500.00	014100	8.3
	5,000.00	013600	1.8		1,500.00	021500	1.0
	5,991.37	000100	1.0		1,500.00	024300	3.3
	6,538.09	000100	20.6		1,500.00	025100	20.3
	7,900.00	000100	5.2		1,550.00	000100	192.2
Wtd. Avg. Base & Total Tons	3,012.09		1,194.8		1,562.14	023000	24.7
					1,572.86	000100	342.7
Cabernet Sauvignon	300.00	000100	156.7		1,600.00	000100	6,663.4
	350.00	064535	315.5		1,600.00	024500	153.8
	500.00	000100	1,568.0		1,600.00	024800	10.2
	500.00	020800	421.9		1,600.00	026800	46.1
	500.00	023100	175.5		1,606.36	000100	95.4

TABLE 8: BASE PRICE PAID TO GROWERS FOR GRAPES CRUSHED AND DELIVERED TO CALIFORNIA PROCESSORS FROM THE 2020 CROP WITH BRIX FACTORS AND PURCHASED TONNAGE, BY TYPE, VARIETY, REPORTING DISTRICT WHERE GROWN, AND WEIGHTED AVERAGE BASE PRICE

District, Type, and Variety	Base Price	Brix	Tons	District, Type, and Variety	Base Price	Brix	Tons
	Per Ton	Factors			Per Ton	Factors	
	Dollars	Code ^a			Dollars	Code ^a	
DISTRICT 8 (Cont'd)					2,650.00	000100	1.2
Cabernet Sauvignon (Cont'd)	1,612.00	000100	192.5		2,700.00	000100	16.3
	1,620.00	000100	162.3		2,700.00	024500	31.7
	1,620.00	014100	10.3		2,732.00	000100	87.8
	1,632.00	000100	63.4		2,750.00	000100	255.9
	1,642.55	000100	205.7		2,800.00	000100	34.4
	1,646.52	000100	1,030.4		2,800.00	024500	38.0
	1,650.00	000100	420.0		2,800.00	027500	5.0
	1,650.00	024500	63.8		2,875.00	000100	25.1
	1,650.00	067485	204.4		2,900.00	017800	3.1
	1,656.00	000100	202.2		2,900.00	021500	1.0
	1,656.11	000100	62.0		3,000.00	000100	82.9
	1,656.11	021600	8.8		3,000.00	024800	9.2
	1,665.00	000100	310.2		3,030.00	000100	3.0
	1,700.00	000100	165.7		3,090.00	000100	29.3
	1,700.00	023200	225.1		3,100.00	000100	21.3
	1,709.17	000100	1,006.2		3,150.00	000100	0.9
	1,725.00	000100	84.9		3,187.50	017200	3.0
	1,725.00	064784	387.4		3,200.00	000100	47.8
	1,748.53	000100	50.8		3,200.00	013600	4.3
	1,750.00	000100	127.9		3,200.00	024800	10.0
	1,750.00	024500	286.3		3,234.59	000100	401.6
	1,750.00	025100	276.9		3,245.00	023400	30.3
	1,800.00	000100	1,533.4		3,250.00	000100	16.2
	1,800.00	014100	5.6		3,250.00	026800	21.5
	1,800.00	024500	521.3		3,295.00	024500	2,378.1
	1,800.00	025100	54.4		3,300.00	000100	13.4
	1,800.00	026800	148.4		3,350.00	000100	1.0
	1,850.00	000100	3.9		3,400.00	000100	3.2
	1,850.00	024500	99.9		3,500.00	000100	77.3
	1,856.11	000100	6.0		3,500.00	017400	0.9
	1,900.00	000100	250.2		3,555.00	024500	52.3
	1,910.00	000100	111.1		3,571.00	000100	4.2
	1,950.00	000100	437.8		3,600.00	000100	3.7
	1,950.00	021200	3.5		3,600.00	017800	3.2
	1,950.00	024500	502.2		3,700.00	000100	4.5
	1,986.87	069445	152.7		3,700.00	021000	1.7
	2,000.00	000100	335.0		3,711.50	014400	10.9
	2,000.00	021000	0.5		3,750.00	021000	1.8
	2,000.00	024500	902.8		3,800.00	020800	0.9
	2,000.00	025100	129.0		3,819.60	000100	3.0
	2,010.00	000100	2.5		3,824.54	000100	26.0
	2,050.00	024500	757.8		4,000.00	000100	37.5
	2,070.00	000100	4.8		4,000.00	025400	5.6
	2,075.00	000100	13.7		4,100.00	017800	5.5
	2,089.91	000100	34.2		4,200.00	000100	5.9
	2,100.00	000100	88.4		4,208.00	024500	27.7
	2,100.00	014100	50.7		4,300.00	025100	3.4
	2,119.92	014100	28.3		4,315.00	025100	8.2
	2,160.00	014100	34.6		4,500.00	000100	27.9
	2,200.00	000100	201.9		4,500.00	024500	28.5
	2,200.00	024500	24.8		4,500.00	027800	4.2
	2,200.00	024800	1.0		4,750.00	000100	4.0
	2,225.00	000100	10.2		4,800.00	000100	2.3
	2,250.00	000100	70.0		4,800.00	021000	1.7
	2,250.00	017800	9.5		5,000.00	000100	37.2
	2,250.00	024800	7.0		5,000.00	013600	10.5
	2,300.00	000100	113.0		5,001.62	000100	3.1
	2,300.00	014500	2.3		5,150.00	000100	5.0
	2,303.70	000100	70.7		5,200.00	000100	4.7
	2,319.00	000100	1.4		5,500.00	000100	2.1
	2,350.00	000100	1.0		5,500.00	021000	1.9
	2,376.00	024500	484.7		5,500.00	027600	5.8
	2,400.00	000100	2.4		5,991.37	000100	9.2
	2,400.00	014100	36.6		6,000.00	000100	7.2
	2,499.00	000100	9.1		6,538.09	000100	66.4
	2,500.00	000100	139.8		7,900.00	000100	37.2
	2,500.00	024300	1.6	Wtd. Avg. Base & Total Tons	1,510.84		50,266.6
	2,500.00	025100	181.5				
	2,550.00	000100	24.6	Carignane	958.00	000100	1.0
	2,550.00	028000	9.5		1,161.70	000100	4.7
	2,575.00	000100	15.7		1,500.00	000100	2.8
	2,600.00	000100	185.5		1,700.00	000100	4.6

TABLE 8: BASE PRICE PAID TO GROWERS FOR GRAPES CRUSHED AND DELIVERED TO CALIFORNIA PROCESSORS FROM THE 2020 CROP WITH BRIX FACTORS AND PURCHASED TONNAGE, BY TYPE, VARIETY, REPORTING DISTRICT WHERE GROWN, AND WEIGHTED AVERAGE BASE PRICE

District, Type, and Variety	Base Price	Brix	Tons	District, Type, and Variety	Base Price	Brix	Tons
	Per Ton	Factors			Per Ton	Factors	
	Dollars	Code ^a			Dollars	Code ^a	
DISTRICT 8 (Cont'd)							
Carignane (Cont'd)	1,735.00	000100	6.7	Gamay (Napa) *	914.00	000100	14.0
	2,172.87	000100	3.0		1,168.00	000100	18.7
	2,200.00	000100	6.0		1,200.00	000100	20.0
	2,250.00	000100	13.1		1,350.00	000100	3.0
	2,500.00	000100	9.3		1,350.62	000100	2.0
	2,500.00	013400	2.0		1,400.00	000100	4.8
	2,500.00	021800	2.1		1,450.52	000100	10.8
	3,000.00	000100	4.0		1,500.00	000100	7.7
	3,500.00	017800	1.5		2,300.00	000100	1.5
	3,800.00	000100	0.7		2,500.00	000100	2.4
	4,000.00	000100	2.0		2,500.00	009400	2.9
	6,000.00	000100	2.1		2,970.00	000100	1.7
	10,309.00	000100	0.9		3,000.00	000100	3.6
Wtd. Avg. Base & Total Tons	2,444.27		66.5		3,000.00	013800	2.5
					3,200.00	000100	1.0
Carmenere	1,000.00	000100	2.6		3,500.00	000100	1.5
	6,538.09	000100	8.0		3,605.00	000100	8.5
Wtd. Avg. Base & Total Tons	5,179.69		10.6		3,700.00	000100	3.0
					3,700.00	043090	3.1
Charbono	1,500.00	000100	1.0	Wtd. Avg. Base & Total Tons	1,783.82		112.7
	1,800.00	000100	12.3				
Wtd. Avg. Base & Total Tons	1,777.44		13.3	Graciano	1,400.00	000100	0.2
					1,400.00	024800	18.7
Cinsaut *	1,340.00	000100	11.7		2,000.00	000100	4.4
	1,500.00	000100	16.7		2,200.00	000100	23.3
	1,800.00	000100	3.8		2,300.00	013100	2.1
	2,000.00	000100	8.3		2,500.00	014400	1.5
	2,000.00	017800	1.5		2,650.00	000100	2.8
	2,025.00	013100	3.3		2,650.00	021600	4.1
	2,094.78	000100	9.0		2,821.00	000100	2.2
	2,150.00	020800	5.0		2,900.00	000100	3.3
	2,200.00	000100	4.3		2,900.00	017800	1.1
	2,200.00	013800	2.0		2,970.00	017200	1.1
	2,207.00	000100	11.3		3,000.00	000100	1.9
	2,250.00	000100	15.9		3,000.00	011400	0.5
	2,500.00	000100	1.0		3,250.00	000100	6.9
	2,600.00	000100	1.0		3,300.00	000100	3.0
	3,500.00	000100	3.1		3,400.00	000100	1.0
Wtd. Avg. Base & Total Tons	1,981.39		97.9		4,000.00	000100	5.0
					4,000.00	025400	1.4
Counoise	842.43	000100	3.5		4,500.00	000100	0.7
	1,000.00	000100	1.0		5,000.00	000100	2.6
	1,500.00	000100	9.1		6,000.00	000100	6.7
	1,600.00	000100	0.9		7,500.00	000100	4.6
	1,875.00	020800	3.6		7,882.00	000100	1.6
	1,945.70	000100	5.0		8,804.50	000100	2.8
	2,000.00	000100	1.1		10,000.00	000100	3.7
	2,200.00	000100	2.0	Wtd. Avg. Base & Total Tons	3,444.56		107.2
	2,207.00	000100	13.0				
	2,250.00	018900	9.6	Grenache *	600.00	000100	24.1
	2,300.92	000100	10.5		650.00	000100	38.0
	2,350.00	000100	1.0		800.00	000100	66.1
	2,600.00	024800	13.0		985.00	000100	2.0
	2,800.00	000100	1.0		1,000.00	000100	146.8
	3,500.00	000100	2.9		1,100.00	000100	526.0
	5,918.80	000100	1.2		1,100.00	017000	21.4
Wtd. Avg. Base & Total Tons	2,203.70		78.4		1,150.00	000100	20.4
					1,195.00	000100	457.9
Dolcetto	1,200.00	000100	13.0		1,200.00	000100	201.1
	1,200.00	017000	1.9		1,200.00	010700	53.9
	1,600.00	024500	2.9		1,200.00	013100	56.0
	1,800.00	000100	0.2		1,227.00	000100	6.4
Wtd. Avg. Base & Total Tons	1,271.11		18.0		1,300.00	000100	20.6
					1,350.00	000100	49.4
Dornfelder	3,000.00	000100	0.5		1,375.00	040770	61.8
	3,800.00	000100	0.8		1,400.00	000100	382.3
Wtd. Avg. Base & Total Tons	3,492.31		1.3		1,400.00	017000	16.5
					1,424.00	000100	17.8
Freisa	1,000.00	000100	1.3		1,465.00	000100	4.7
Wtd. Avg. Base & Total Tons	1,000.00		1.3		1,500.00	000100	216.6
					1,581.82	000100	3.3
					1,592.00	024300	0.6
					1,600.00	000100	23.7
					1,600.00	017000	17.8

TABLE 8: BASE PRICE PAID TO GROWERS FOR GRAPES CRUSHED AND DELIVERED TO CALIFORNIA PROCESSORS FROM THE 2020 CROP WITH BRIX FACTORS AND PURCHASED TONNAGE, BY TYPE, VARIETY, REPORTING DISTRICT WHERE GROWN, AND WEIGHTED AVERAGE BASE PRICE

District, Type, and Variety	Base Price	Brix	Tons	District, Type, and Variety	Base Price	Brix	Tons
	Per Ton	Factors			Per Ton	Factors	
	Dollars	Code ^a			Dollars	Code ^a	
DISTRICT 8 (Cont'd)					3,000.00	021500	7.2
Grenache * (Cont'd)	1,626.00	000100	5.7		3,000.00	024300	41.2
	1,650.00	000100	27.4		3,000.00	027600	7.6
	1,700.00	000100	41.5		3,000.00	027800	2.1
	1,700.00	013400	1.0		3,100.00	000100	5.5
	1,700.00	017000	34.9		3,150.00	025400	3.3
	1,700.00	017800	2.1		3,182.00	000100	3.0
	1,700.00	024300	2.4		3,200.00	000100	26.6
	1,750.00	000100	9.9		3,250.00	000100	7.2
	1,800.00	000100	27.6		3,255.81	000100	1.4
	1,800.00	013100	7.0		3,300.00	000100	25.6
	1,800.00	017000	8.2		3,300.00	017800	5.2
	1,800.00	020800	17.9		3,300.00	025100	4.0
	1,800.00	021000	2.1		3,315.00	003200	13.5
	1,800.00	042690	35.8		3,350.00	013800	3.2
	1,850.00	021000	5.6		3,350.00	017000	1.1
	1,891.14	000100	48.8		3,400.00	000100	7.4
	1,900.00	000100	25.2		3,400.00	025400	2.3
	1,922.16	000100	122.5		3,432.18	000100	23.8
	1,959.00	000100	55.5		3,450.00	000100	1.8
	1,978.00	000100	23.2		3,456.00	000100	1.6
	1,980.49	000100	4.5		3,474.00	000100	4.3
	2,000.00	000100	113.7		3,484.00	013800	1.2
	2,000.00	013800	2.4		3,496.00	000100	2.0
	2,000.00	017000	19.9		3,500.00	000100	45.7
	2,000.00	017400	0.5		3,500.00	011400	1.2
	2,000.00	021200	3.1		3,550.00	000100	9.2
	2,003.56	000100	12.0		3,558.70	014400	15.9
	2,050.00	023400	8.9		3,569.87	000100	2.6
	2,100.00	000100	3.0		3,570.00	000100	4.5
	2,100.00	013400	1.6		3,600.00	000100	10.4
	2,120.00	000100	6.7		3,600.00	013600	1.2
	2,150.00	000100	8.1		3,650.00	025400	1.6
	2,195.00	000100	5.6		3,697.18	000100	3.9
	2,200.00	000100	32.0		3,700.00	000100	4.4
	2,200.00	009100	1.7		3,700.00	013600	1.2
	2,200.00	013800	6.0		3,750.00	000100	8.8
	2,200.00	021000	3.0		3,800.00	000100	5.4
	2,207.00	000100	14.5		3,850.00	021000	4.8
	2,250.00	000100	32.6		3,860.00	000100	6.6
	2,250.00	017800	19.7		3,900.00	000100	0.8
	2,290.00	000100	6.9		3,995.82	000100	1.9
	2,300.00	000100	29.6		4,000.00	000100	38.4
	2,316.00	000100	3.0		4,000.00	009550	9.9
	2,350.00	000100	4.3		4,000.00	024500	38.0
	2,350.00	017200	1.0		4,000.00	025400	1.4
	2,388.00	000100	6.7		4,000.00	027600	4.0
	2,400.00	000100	43.5		4,063.72	000100	2.9
	2,400.00	013600	3.0		4,200.00	000100	3.2
	2,400.00	021000	2.0		4,250.00	000100	1.0
	2,410.00	000100	6.6		4,458.90	000100	35.5
	2,500.00	000100	74.3		4,500.00	000100	2.6
	2,550.00	000100	8.5		4,600.00	000100	5.2
	2,600.00	000100	10.0		4,688.00	000100	1.3
	2,600.00	020800	1.9		4,734.00	024500	4.7
	2,600.00	024800	57.4		4,800.00	000100	5.1
	2,640.00	008000	2.9		4,900.00	000100	4.0
	2,655.00	000100	12.2		5,000.00	000100	23.2
	2,700.00	013400	4.2		5,287.23	000100	14.9
	2,700.00	020800	1.9		5,500.00	000100	1.7
	2,750.00	000100	9.2		5,625.00	000100	5.4
	2,750.00	024800	6.0		6,000.00	000100	82.4
	2,800.00	000100	22.5		6,200.00	027800	2.6
	2,800.00	013600	4.1		6,500.00	000100	3.5
	2,850.00	000100	6.7		6,760.00	000100	7.4
	2,900.00	000100	17.4		6,811.42	000100	1.4
	2,900.00	017800	2.2		6,971.00	000100	3.7
	3,000.00	000100	69.1		7,000.00	000100	2.3
	3,000.00	013600	1.0		7,500.00	000100	6.6
	3,000.00	013800	1.5		8,047.00	000100	1.4
	3,000.00	014100	17.9		8,968.00	000100	4.8
	3,000.00	021000	3.1	Wtd. Avg. Base & Total Tons	1,949.00		4,330.3

TABLE 8: BASE PRICE PAID TO GROWERS FOR GRAPES CRUSHED AND DELIVERED TO CALIFORNIA PROCESSORS FROM THE 2020 CROP WITH BRIX FACTORS AND PURCHASED TONNAGE, BY TYPE, VARIETY, REPORTING DISTRICT WHERE GROWN, AND WEIGHTED AVERAGE BASE PRICE

District, Type, and Variety	Base Price	Brix	Tons	District, Type, and Variety	Base Price	Brix	Tons
	Per Ton	Factors			Per Ton	Factors	
	Dollars	Code ^a			Dollars	Code ^a	
DISTRICT 8 (Cont'd)					550.00	000100	16.6
Lagrein	1,500.00	000100	1.0		600.00	000100	44.0
	1,600.00	000100	20.2		710.00	000100	22.1
	2,250.00	000100	3.4		725.00	000100	165.0
	2,250.00	021000	4.2		800.00	000100	19.7
	2,291.69	014100	40.9		800.00	020800	18.3
Wtd. Avg. Base & Total Tons	2,075.32		69.7		900.00	000100	10.4
					1,000.00	000100	128.9
Malbec	503.17	000100	3.1		1,000.00	067485	110.8
	600.00	000100	74.6		1,014.81	000100	18.7
	650.00	021200	1.7		1,050.00	000100	80.8
	700.00	024800	10.0		1,150.00	000100	16.0
	900.00	000100	71.2		1,190.40	000100	102.2
	976.66	000100	6.0		1,200.00	000100	238.5
	1,000.00	000100	19.2		1,200.00	013800	0.9
	1,200.00	000100	1.2		1,200.00	017000	1.0
	1,200.00	021500	2.8		1,200.00	021200	0.3
	1,250.00	000100	6.1		1,200.00	024500	35.7
	1,300.00	024400	7.9		1,200.00	026800	11.3
	1,300.00	026800	11.8		1,250.00	000100	25.4
	1,400.00	000100	26.3		1,250.00	014100	1.4
	1,400.00	024500	34.3		1,250.00	023200	66.9
	1,500.00	000100	16.9		1,260.00	000100	12.9
	1,500.00	017400	2.0		1,275.00	000100	158.7
	1,529.33	023000	78.9		1,295.84	000100	43.4
	1,575.00	013600	3.3		1,300.00	000100	134.8
	1,600.00	000100	22.0		1,313.90	000100	42.5
	1,700.00	000100	3.0		1,350.00	026800	26.2
	1,800.00	000100	1.1		1,375.00	021000	0.5
	1,800.00	021200	1.2		1,400.00	000100	9.3
	1,800.00	025100	2.0		1,427.81	000100	52.7
	1,833.00	000100	40.2		1,427.81	021600	6.4
	1,833.36	000100	41.0		1,428.00	000100	61.7
	1,833.36	021600	5.3		1,433.33	000100	363.7
	1,850.00	000100	93.9		1,440.70	000100	349.6
	1,850.00	024300	2.5		1,450.00	000100	20.3
	1,900.00	017400	2.4		1,450.00	026800	94.4
	1,956.33	000100	29.3		1,500.00	000100	75.2
	2,000.00	000100	129.1		1,500.00	021500	0.5
	2,000.00	024500	1.6		1,500.00	027100	29.7
	2,039.00	014100	21.5		1,600.00	000100	32.9
	2,070.00	000100	0.6		1,600.00	014100	19.9
	2,089.90	000100	28.5		1,600.00	026800	2.9
	2,100.00	000100	0.8		1,700.00	000100	7.5
	2,100.00	014100	9.4		1,740.00	000100	10.9
	2,200.00	000100	1.0		1,750.00	000100	0.9
	2,300.00	021500	0.6		1,800.00	000100	82.4
	2,350.00	000100	27.7		1,800.00	017200	2.0
	2,400.00	000100	18.3		1,800.00	024500	47.5
	2,500.00	000100	40.3		1,800.00	027100	29.1
	2,500.00	024500	11.1		1,896.00	000100	3.8
	2,500.00	027600	2.2		1,900.00	000100	9.4
	2,550.00	000100	7.0		1,900.00	025100	1.5
	2,550.00	028000	4.9		2,000.00	000100	86.1
	2,600.00	000100	5.0		2,000.00	021200	1.5
	2,750.00	000100	8.7		2,000.00	024800	1.0
	2,900.00	000100	3.0		2,000.00	027100	10.0
	3,000.00	000100	6.5		2,100.00	000100	2.1
	3,000.00	021000	1.0		2,100.00	014100	7.5
	3,100.00	000100	3.4		2,150.00	024500	17.3
	3,245.00	023400	4.4		2,200.00	000100	71.8
	3,500.00	000100	2.2		2,300.00	014100	2.9
	3,500.00	028750	1.3		2,300.00	017000	4.1
	3,800.00	014400	8.7		2,350.00	027100	14.3
	4,000.00	000100	0.5		2,500.00	000100	8.6
	4,521.00	024500	49.5		2,500.00	024300	5.1
	5,500.00	000100	0.3		2,521.32	014100	4.8
	6,538.09	000100	12.8		2,550.00	000100	2.0
	7,900.00	000100	3.7		2,600.00	000100	1.0
Wtd. Avg. Base & Total Tons	1,939.14		1,036.8		2,700.00	000100	8.5
					2,750.00	000100	3.8
Merlot	500.00	000100	97.8		3,100.00	024500	6.3
	500.00	020800	120.3		3,200.00	024500	3.3
	515.00	024500	133.5				

TABLE 8: BASE PRICE PAID TO GROWERS FOR GRAPES CRUSHED AND DELIVERED TO CALIFORNIA PROCESSORS FROM THE 2020 CROP WITH BRIX FACTORS AND PURCHASED TONNAGE, BY TYPE, VARIETY, REPORTING DISTRICT WHERE GROWN, AND WEIGHTED AVERAGE BASE PRICE

District, Type, and Variety	Base Price	Brix	Tons	District, Type, and Variety	Base Price	Brix	Tons
	Per Ton	Factors			Per Ton	Factors	
	Dollars	Code ^a			Dollars	Code ^a	
DISTRICT 8 (Cont'd)					2,850.00	000100	3.1
Merlot (Cont'd)	3,278.18	000100	10.0		2,900.00	000100	11.0
	3,500.00	000100	1.4		3,000.00	000100	19.1
	3,645.00	024500	424.1		3,000.00	017800	1.6
	3,800.00	000100	1.2		3,000.00	024800	1.0
	4,403.47	000100	3.7		3,200.00	000100	0.9
	4,734.00	024500	11.5		3,250.00	000100	4.0
	5,500.00	000100	1.2		3,300.00	000100	2.5
	6,538.09	000100	15.8		3,300.00	017800	1.9
	7,900.00	000100	5.2		3,400.00	000100	3.0
Wtd. Avg. Base & Total Tons	1,577.66		3,955.8		3,440.00	000100	5.8
					3,450.00	000100	1.5
Meunier *	1,000.00	013400	1.6		3,450.00	014100	4.3
	2,000.00	000100	2.4		3,500.00	000100	8.2
	3,000.00	013400	1.0		3,500.00	025100	1.9
Wtd. Avg. Base & Total Tons	1,880.00		5.0		3,500.00	025400	1.5
					3,700.00	000100	2.0
Mission	500.00	013400	0.9		3,750.00	000100	2.5
Wtd. Avg. Base & Total Tons	500.00		0.9		3,800.00	000100	1.1
					3,800.00	014400	3.0
Monastrell	3,900.00	000100	1.3		3,910.50	000100	4.4
Wtd. Avg. Base & Total Tons	3,900.00		1.3		4,000.00	000100	6.1
					4,000.00	024500	3.8
Montepulciano	1,200.00	013600	0.7		4,017.00	000100	3.3
	1,400.00	000100	2.7		4,200.00	000100	3.5
	1,500.00	000100	1.0		4,400.00	000100	2.1
	1,900.00	000100	4.5		4,500.00	000100	4.9
	1,980.00	017200	1.5		4,548.00	000100	2.5
	3,100.00	000100	1.9		4,769.30	000100	1.4
Wtd. Avg. Base & Total Tons	1,913.01		12.3		5,000.00	000100	10.1
					5,000.00	021000	1.7
Mourvedre *	650.00	000100	2.0		5,000.00	025400	1.0
	700.00	024800	2.3		5,067.93	017400	1.2
	1,000.00	000100	35.2		5,464.90	000100	3.4
	1,100.00	000100	36.3		5,625.00	000100	1.8
	1,200.00	000100	14.9		5,674.00	000100	1.0
	1,400.00	016000	2.7		6,000.00	000100	49.8
	1,500.00	000100	3.5		6,781.09	000100	2.4
	1,500.00	013100	5.0		7,000.00	000100	2.5
	1,500.00	017200	1.0		7,340.62	000100	0.5
	1,500.00	024300	1.0		7,500.00	000100	1.5
	1,600.00	000100	3.2		8,000.00	000100	1.4
	1,600.00	017400	28.3		8,545.00	000100	4.1
	1,700.00	000100	52.9		31,560.00	025400	1.2
	1,800.00	000100	7.9	Wtd. Avg. Base & Total Tons	2,765.34		641.2
	1,800.00	021500	9.9				
	1,800.00	024800	19.5	Nebbiolo	1,195.00	060905	33.7
	1,800.00	026800	5.5		1,200.00	000100	5.9
	1,840.00	000100	5.3		1,600.00	000100	7.2
	2,000.00	000100	27.3		1,800.00	000100	8.9
	2,000.00	021000	0.4		2,100.00	000100	1.6
	2,000.00	027100	9.3		2,200.00	000100	10.3
	2,100.00	000100	10.7		2,350.00	021600	1.0
	2,132.83	000100	2.6		2,600.00	000100	2.9
	2,180.00	021000	1.7		3,400.00	000100	1.6
	2,200.00	000100	2.9		3,500.00	000100	2.4
	2,200.00	013800	2.2		4,627.34	000100	4.0
	2,200.00	021600	1.0	Wtd. Avg. Base & Total Tons	1,800.64		79.5
	2,207.00	000100	1.5				
	2,250.00	017000	1.2	Negroamaro	2,000.00	013600	1.0
	2,250.00	017800	3.9	Wtd. Avg. Base & Total Tons	2,000.00		1.0
	2,300.00	000100	6.9				
	2,350.00	025100	17.5	Nero D'Avola *	2,150.00	024500	8.1
	2,405.56	000100	19.0		2,400.00	013600	2.6
	2,500.00	000100	16.6	Wtd. Avg. Base & Total Tons	2,210.75		10.7
	2,500.00	013100	10.1				
	2,600.00	000100	2.3	Petit Verdot	200.00	000100	9.8
	2,622.68	000100	19.8		500.00	000100	68.6
	2,636.00	000100	33.2		500.00	027800	1.3
	2,685.00	000100	5.4		600.00	000100	20.8
	2,700.00	017200	7.0		650.00	000100	20.8
	2,750.00	000100	3.8		700.00	024800	1.4
	2,800.00	000100	3.0		800.00	000100	34.9

TABLE 8: BASE PRICE PAID TO GROWERS FOR GRAPES CRUSHED AND DELIVERED TO CALIFORNIA PROCESSORS FROM THE 2020 CROP WITH BRIX FACTORS AND PURCHASED TONNAGE, BY TYPE, VARIETY, REPORTING DISTRICT WHERE GROWN, AND WEIGHTED AVERAGE BASE PRICE

District, Type, and Variety	Base Price	Brix	Tons	District, Type, and Variety	Base Price	Brix	Tons
	Per Ton	Factors			Per Ton	Factors	
	Dollars	Code ^a			Dollars	Code ^a	
DISTRICT 8 (Cont'd)				Petite Sirah	500.00	000100	495.5
Petit Verdot (Cont'd)	850.00	000100	15.3		550.00	020800	135.6
	900.00	000100	25.2		600.00	000100	185.0
	950.00	000100	57.3		650.00	000100	76.3
	956.52	000100	6.9		700.00	024800	1.6
	1,000.00	000100	27.3		800.00	000100	257.7
	1,100.00	000100	12.3		900.00	000100	12.9
	1,200.00	000100	300.8		1,000.00	000100	234.2
	1,250.00	000100	89.7		1,000.00	025100	107.4
	1,250.00	023100	64.6		1,100.00	000100	19.5
	1,300.00	021000	3.1		1,119.20	000100	50.2
	1,300.00	026800	8.1		1,169.69	000100	58.9
	1,400.00	025100	26.2		1,200.00	000100	460.7
	1,493.62	023000	40.2		1,200.00	027800	5.5
	1,500.00	000100	36.5		1,223.17	000100	8.7
	1,500.00	021000	0.4		1,225.00	000100	72.0
	1,600.00	000100	400.1		1,250.00	000100	99.9
	1,600.00	025100	1.9		1,268.00	000100	15.0
	1,612.00	000100	87.2		1,272.27	000100	0.4
	1,684.00	000100	2.2		1,300.00	000100	45.7
	1,684.15	000100	1.5		1,300.00	014100	10.0
	1,700.00	000100	81.6		1,300.00	024300	2.4
	1,744.71	000100	4.6		1,300.00	026700	5.2
	1,744.71	021600	1.6		1,300.00	064535	13.9
	1,745.00	000100	20.2		1,375.00	000100	191.7
	1,800.00	000100	199.5		1,398.60	000100	48.4
	1,828.71	000100	25.2		1,400.00	000100	58.1
	1,850.00	000100	46.7		1,450.00	000100	47.4
	1,850.00	026800	1.0		1,475.00	000100	78.1
	1,900.00	000100	5.4		1,500.00	000100	72.2
	2,000.00	000100	47.9		1,500.00	021500	1.5
	2,000.00	021800	0.5		1,500.00	027600	23.7
	2,050.00	023400	8.5		1,525.00	000100	3.9
	2,070.00	000100	17.6		1,525.53	000100	4.8
	2,100.00	014100	6.7		1,550.00	000100	14.1
	2,145.00	014100	12.8		1,600.00	000100	540.6
	2,200.00	000100	18.2		1,600.00	025100	8.7
	2,250.00	000100	18.0		1,632.00	000100	17.7
	2,250.00	017800	4.6		1,633.62	000100	4.7
	2,300.00	000100	1.1		1,633.62	021600	10.4
	2,300.00	014100	16.8		1,650.00	000100	6.0
	2,350.00	000100	14.5		1,675.00	000100	60.7
	2,400.00	000100	2.0		1,700.00	000100	121.1
	2,500.00	000100	11.9		1,750.00	000100	47.5
	2,500.00	017400	0.5		1,800.00	000100	253.5
	2,500.00	024300	7.4		1,800.00	024500	3.0
	2,500.00	027100	27.3		1,800.00	025100	2.2
	2,550.00	028000	2.2		1,833.62	000100	4.9
	2,600.00	000100	7.1		1,850.00	000100	66.3
	2,600.00	021500	1.0		1,873.00	000100	16.4
	2,650.00	000100	1.1		1,900.00	014100	5.9
	2,732.00	000100	13.1		1,900.00	017400	1.2
	2,750.00	000100	5.1		1,900.00	025100	3.0
	2,800.00	000100	8.3		1,900.00	027600	11.3
	3,000.00	000100	13.8		1,905.00	014100	27.8
	3,100.00	000100	1.0		1,950.00	000100	183.2
	3,174.00	024500	30.9		2,000.00	000100	148.6
	3,200.00	000100	1.2		2,000.00	021000	1.1
	3,250.00	000100	2.1		2,000.00	021200	2.0
	3,300.00	000100	2.5		2,000.00	024500	1.0
	3,350.00	000100	0.8		2,000.00	024800	0.9
	3,400.00	000100	1.1		2,050.00	000100	18.6
	3,500.00	000100	11.4		2,050.00	023400	6.2
	3,600.00	022800	1.0		2,079.00	024500	20.4
	3,719.25	000100	2.8		2,100.00	000100	12.6
	3,853.18	000100	40.3		2,100.00	021000	3.6
	4,000.00	000100	2.0		2,150.00	000100	12.8
	5,000.00	000100	5.0		2,200.00	000100	22.7
	5,000.00	013600	1.1		2,200.00	021000	1.0
	5,000.00	025400	0.6		2,200.00	021600	4.8
	6,000.00	000100	1.0		2,200.00	025100	3.2
	6,538.09	000100	5.3				
	7,900.00	000100	3.3				
Wtd. Avg. Base & Total Tons	1,640.62		2,131.6				

TABLE 8: BASE PRICE PAID TO GROWERS FOR GRAPES CRUSHED AND DELIVERED TO CALIFORNIA PROCESSORS FROM THE 2020 CROP WITH BRIX FACTORS AND PURCHASED TONNAGE, BY TYPE, VARIETY, REPORTING DISTRICT WHERE GROWN, AND WEIGHTED AVERAGE BASE PRICE

District, Type, and Variety	Base Price	Brix	Tons	District, Type, and Variety	Base Price	Brix	Tons
	Per Ton	Factors			Per Ton	Factors	
	Dollars	Code ^a			Dollars	Code ^a	
DISTRICT 8 (Cont'd)					1,940.00	000100	1,045.6
Petite Sirah (Cont'd)	2,250.00	014100	17.5		1,965.00	025100	146.9
	2,250.00	017800	3.3		1,992.00	000100	57.4
	2,275.00	000100	10.5		2,000.00	000100	549.2
	2,291.69	014100	12.4		2,000.00	004100	2.9
	2,300.00	021200	1.0		2,000.00	013600	4.6
	2,376.00	024500	144.5		2,000.00	020800	150.6
	2,500.00	000100	31.7		2,015.24	000100	95.8
	2,500.00	024300	2.5		2,063.72	000100	88.7
	2,500.00	024800	1.9		2,100.00	006400	3.6
	2,500.00	025400	5.9		2,142.00	021000	39.2
	2,500.00	027100	42.8		2,190.00	000100	83.1
	2,509.68	000100	75.9		2,200.00	000100	467.1
	2,600.00	000100	0.5		2,200.00	021000	2.9
	2,750.00	024800	5.0		2,200.00	025100	94.4
	2,800.00	000100	3.0		2,250.00	000100	34.8
	2,900.00	017800	3.5		2,250.00	026800	2.4
	3,000.00	000100	11.9		2,300.00	000100	55.2
	3,000.00	025400	2.3		2,342.01	000100	410.0
	3,150.00	025400	2.2		2,370.00	008900	1.5
	3,180.97	000100	4.2		2,370.00	017200	14.1
	3,200.00	000100	10.8		2,391.00	000100	2.3
	3,274.00	000100	2.5		2,400.00	000100	135.0
	3,278.18	000100	13.2		2,400.00	011100	10.3
	3,300.00	000100	1.7		2,434.59	000100	3.8
	3,313.45	000100	2.3		2,500.00	000100	143.2
	3,350.00	000100	2.5		2,500.00	006300	4.0
	3,415.00	003200	13.1		2,500.00	017200	5.4
	3,500.00	000100	11.0		2,500.00	021000	4.1
	3,500.00	025400	13.1		2,500.00	025100	41.8
	3,500.00	028800	2.1		2,514.00	000100	19.8
	3,517.00	000100	3.2		2,537.73	000100	8.4
	3,600.00	000100	10.1		2,560.63	000100	5.1
	3,600.00	017800	6.4		2,577.39	000100	483.2
	3,633.90	014400	10.4		2,600.00	000100	35.6
	3,725.00	000100	2.3		2,600.00	017200	1.5
	3,750.00	000100	9.0		2,638.90	000100	13.5
	3,800.00	000100	4.4		2,660.00	000100	56.0
	3,800.00	025400	2.0		2,696.18	000100	13.9
	4,000.00	000100	12.8		2,700.00	017200	6.6
	4,100.00	000100	6.4		2,702.00	020700	5.3
	4,250.00	000100	4.4		2,707.50	000100	9.3
	4,500.00	025400	1.8		2,713.50	000100	5.5
	5,000.00	000100	4.0		2,713.50	020800	254.9
	6,000.00	000100	10.9		2,720.82	000100	18.2
	7,500.00	000100	0.4		2,750.00	017400	34.5
	7,797.00	000100	2.7		2,764.94	025100	283.2
Wtd. Avg. Base & Total Tons	1,443.62		5,119.7		2,765.92	021600	4.5
					2,766.00	000100	492.7
Pinot Noir	400.00	060905	268.8		2,767.21	020800	189.7
	500.00	000100	392.0		2,800.00	000100	114.9
	550.00	000100	166.5		2,800.00	013600	3.0
	565.00	000100	824.4		2,800.00	014400	3.1
	600.00	020800	3.0		2,800.00	021800	15.1
	600.00	021500	176.3		2,814.00	000100	7.0
	800.00	021000	6.5		2,828.14	000100	4.3
	900.00	000100	302.3		2,850.00	000100	2.1
	1,000.00	000100	10.8		2,850.00	017200	10.8
	1,000.00	017200	1.5		2,858.06	000100	66.0
	1,100.00	000100	248.1		2,900.00	000100	152.1
	1,100.00	024500	22.4		3,000.00	000100	234.5
	1,500.00	000100	11.9		3,000.00	006400	2.1
	1,600.00	000100	6.4		3,000.00	011100	13.2
	1,665.00	025100	84.0		3,000.00	013100	2.9
	1,700.00	000100	1,260.9		3,000.00	017400	7.9
	1,750.00	000100	4.0		3,000.00	020800	1.0
	1,800.00	000100	582.1		3,000.00	021800	31.4
	1,800.00	021000	58.2		3,050.37	000100	4.3
	1,801.00	000100	29.7		3,087.56	000100	38.6
	1,826.00	000100	53.1		3,090.00	000100	3.0
	1,875.00	000100	20.2		3,117.52	000100	27.9
	1,881.80	000100	201.9		3,120.08	000100	5.4
	1,937.39	000100	41.0		3,150.00	000100	2.1

TABLE 8: BASE PRICE PAID TO GROWERS FOR GRAPES CRUSHED AND DELIVERED TO CALIFORNIA PROCESSORS FROM THE 2020 CROP WITH BRIX FACTORS AND PURCHASED TONNAGE, BY TYPE, VARIETY, REPORTING DISTRICT WHERE GROWN, AND WEIGHTED AVERAGE BASE PRICE

District, Type, and Variety	Base Price	Brix	Tons	District, Type, and Variety	Base Price	Brix	Tons
	Per Ton	Factors			Per Ton	Factors	
	Dollars	Code ^a			Dollars	Code ^a	
DISTRICT 8 (Cont'd)					4,512.15	020800	6.2
Pinot Noir (Cont'd)	3,187.50	000100	12.4		4,515.00	003200	8.3
	3,193.00	000100	3.5		4,543.45	012900	5.7
	3,200.00	000100	53.9		4,587.54	000100	18.7
	3,200.00	013600	5.2		4,600.00	000100	5.8
	3,250.00	000100	38.0		4,645.86	000100	43.8
	3,253.67	000100	113.0		4,648.00	000100	9.0
	3,267.45	000100	457.8		4,688.04	000100	5.9
	3,287.26	000100	4.6		4,736.00	000100	3.8
	3,300.00	000100	163.5		4,743.33	000100	6.8
	3,302.49	000100	4.5		4,750.00	000100	18.2
	3,325.59	000100	4.1		4,750.00	013400	3.0
	3,350.00	000100	20.1		4,750.00	013600	1.0
	3,386.08	000100	14.3		4,770.00	021500	22.4
	3,400.00	000100	1.6		4,800.00	000100	5.5
	3,400.00	017000	8.1		4,800.76	000100	3.4
	3,436.38	000100	17.5		4,850.00	000100	9.1
	3,487.97	000100	3.2		4,875.00	017000	4.2
	3,500.00	000100	201.4		4,915.00	003200	44.0
	3,500.00	008000	2.2		5,000.00	000100	39.4
	3,500.00	017200	8.5		5,000.00	013100	3.6
	3,500.00	017400	4.3		5,000.00	017200	7.3
	3,500.00	020800	9.9		5,000.00	024500	14.0
	3,500.00	021800	8.4		5,048.89	000100	7.7
	3,560.63	000100	5.1		5,097.96	000100	3.2
	3,570.00	013800	1.8		5,121.16	000100	12.3
	3,580.00	000100	21.3		5,200.00	000100	7.9
	3,712.74	000100	6.3		5,200.00	013400	6.1
	3,713.00	000100	3.3		5,250.00	000100	91.8
	3,750.00	000100	1.0		5,400.00	000100	6.8
	3,750.00	017000	3.0		5,443.00	013800	3.2
	3,800.00	000100	3.0		5,500.00	000100	26.8
	3,800.00	013600	4.9		5,500.00	014000	25.7
	3,800.00	017000	4.3		5,500.00	021800	8.0
	3,800.00	017200	3.1		5,600.00	000100	6.3
	3,846.02	000100	4.1		5,600.00	013800	3.1
	3,848.00	000100	17.6		5,750.00	000100	44.4
	3,861.00	000100	42.0		5,806.27	000100	41.8
	3,878.57	000100	6.3		6,000.00	000100	15.8
	3,883.10	000100	10.1		6,000.00	024500	16.6
	3,982.30	000100	3.6		6,155.28	000100	31.1
	4,000.00	000100	116.0		6,200.00	000100	10.7
	4,000.00	013400	39.7		6,200.00	013800	6.5
	4,000.00	014100	4.3		6,264.46	000100	11.7
	4,000.00	020800	20.6		6,405.00	000100	6.4
	4,007.76	000100	154.3		6,500.00	000100	45.3
	4,031.70	000100	14.6		6,500.00	013800	3.0
	4,062.54	000100	34.5		6,500.00	017000	2.2
	4,089.50	000100	41.7		6,500.00	027800	5.9
	4,128.65	000100	3.5		6,523.66	000100	4.3
	4,200.00	000100	8.6		6,587.00	000100	3.2
	4,200.00	013600	2.4		9,233.47	000100	5.1
	4,225.06	000100	12.1		9,677.42	000100	3.1
	4,250.00	000100	24.9		11,996.08	000100	1.0
	4,250.00	013600	1.0	Wtd. Avg. Base & Total Tons	2,364.29		14,204.4
	4,250.00	013800	3.9				
	4,250.00	024500	10.3	Primitivo	500.00	000100	80.6
	4,275.00	000100	11.7		700.00	024800	2.0
	4,281.70	000100	5.2		900.00	020600	5.9
	4,290.87	019300	17.9		1,000.00	000100	37.8
	4,300.00	025100	8.2		1,500.00	000100	0.7
	4,400.00	000100	1.6		1,717.61	014100	11.6
	4,458.90	000100	79.5		1,800.00	014100	13.5
	4,484.69	000100	6.5		2,000.00	000100	0.5
	4,500.00	000100	159.3		2,400.00	000100	1.2
	4,500.00	006400	4.0		2,500.00	014100	17.7
	4,500.00	009550	12.9		2,700.00	014100	11.3
	4,500.00	013400	2.3	Wtd. Avg. Base & Total Tons	1,141.82		182.8
	4,500.00	013600	2.1				
	4,500.00	013800	1.2	Refosco *	1,299.00	000100	32.2
	4,500.00	017000	5.3		2,500.00	000100	2.0
	4,500.00	019300	156.1		2,500.00	009100	1.9
	4,500.00	021800	11.3	Wtd. Avg. Base & Total Tons	4,600.00	013400	1.7
					1,571.37		37.8

TABLE 8: BASE PRICE PAID TO GROWERS FOR GRAPES CRUSHED AND DELIVERED TO CALIFORNIA PROCESSORS FROM THE 2020 CROP WITH BRIX FACTORS AND PURCHASED TONNAGE, BY TYPE, VARIETY, REPORTING DISTRICT WHERE GROWN, AND WEIGHTED AVERAGE BASE PRICE

District, Type, and Variety	Base Price	Brix	Tons	District, Type, and Variety	Base Price	Brix	Tons
	Per Ton	Factors			Per Ton	Factors	
	Dollars	Code ^a			Dollars	Code ^a	
DISTRICT 8 (Cont'd)					1,500.00	026800	39.4
Sangiovese *	600.00	000100	27.8		1,599.79	000100	36.0
	1,000.00	000100	14.5		1,600.00	000100	66.1
	1,200.00	013600	1.6		1,600.00	017800	17.3
	1,206.94	000100	4.0		1,650.00	000100	6.4
	1,232.82	000100	2.6		1,700.00	000100	67.3
	1,250.00	000100	14.2		1,700.00	017800	2.2
	1,250.00	013600	4.8		1,800.00	000100	299.7
	1,469.00	000100	3.5		1,800.00	021000	9.1
	1,500.00	000100	15.2		1,803.84	000100	43.0
	1,600.00	029125	11.7		1,850.00	000100	32.4
	1,800.00	000100	9.5		1,870.00	000100	7.9
	1,847.84	000100	6.0		1,900.00	000100	28.5
	1,860.97	000100	40.2		1,918.83	000100	152.9
	1,860.97	021600	3.0		1,950.00	000100	28.6
	1,864.00	014100	12.0		1,980.49	000100	7.7
	1,980.00	017200	4.5		1,997.91	000100	21.2
	2,000.00	014100	21.2		2,000.00	000100	121.7
	2,100.00	000100	26.9		2,000.00	013800	7.9
	2,200.00	000100	8.7		2,000.00	021000	1.5
	2,200.00	021000	2.7		2,000.00	024300	25.4
	2,200.00	021800	2.1		2,000.00	027100	49.6
	2,250.00	000100	1.0		2,040.00	000100	4.0
	2,300.00	000100	3.9		2,090.00	000100	70.6
	2,300.00	021500	1.0		2,090.39	000100	33.4
	2,368.00	000100	2.3		2,090.39	021600	8.7
	2,400.00	000100	5.1		2,095.95	021000	74.5
	2,500.00	000100	13.6		2,100.00	000100	48.1
	2,600.00	000100	5.1		2,100.00	014100	10.6
	2,800.00	000100	12.5		2,150.00	000100	3.7
	2,800.00	021000	1.2		2,200.00	000100	89.7
	3,000.00	010700	1.3		2,200.00	024300	1.2
	3,000.00	021000	0.9		2,207.00	000100	22.5
	3,100.00	013600	1.3		2,237.00	000100	4.9
	3,500.00	000100	2.1		2,250.00	000100	10.1
	3,600.00	000100	2.1		2,250.00	017800	11.5
	6,538.09	000100	7.3		2,250.00	024800	7.1
	9,800.00	000100	5.7		2,300.00	000100	7.2
Wtd. Avg. Base & Total Tons	2,065.15		303.1		2,300.00	024500	6.6
					2,350.00	000100	9.6
Souzao	2,000.00	000100	1.0		2,350.00	017200	0.6
	4,131.00	000100	1.9		2,400.00	000100	15.4
Wtd. Avg. Base & Total Tons	3,396.17		2.9		2,500.00	000100	84.3
					2,500.00	017000	2.1
Syrah *	450.00	000100	179.5		2,500.00	025400	2.5
	500.00	000100	94.5		2,500.00	027100	24.1
	600.00	000100	8.3		2,512.37	000100	2.8
	608.00	000100	4.0		2,520.00	024500	23.5
	750.00	000100	110.2		2,550.00	000100	23.2
	800.00	000100	45.7		2,583.67	000100	4.4
	850.00	000100	59.1		2,600.00	000100	10.2
	900.00	000100	61.8		2,700.00	000100	1.5
	1,000.00	000100	83.0		2,738.07	000100	2.1
	1,000.00	025100	13.7		2,750.00	000100	76.5
	1,075.00	000100	4.9		2,750.00	011300	2.1
	1,100.00	000100	508.2		2,750.00	013400	4.4
	1,150.00	000100	100.1		2,750.00	024800	9.0
	1,200.00	000100	265.1		2,800.00	000100	10.4
	1,200.00	023100	247.2		2,800.00	017800	4.4
	1,215.00	000100	4.0		2,800.00	021000	2.7
	1,283.31	000100	60.3		2,865.00	003200	83.1
	1,300.00	000100	266.3		2,895.76	000100	23.3
	1,350.00	000100	16.7		2,900.00	024800	33.7
	1,375.00	000100	8.4		2,950.00	000100	8.3
	1,400.00	000100	10.6		3,000.00	000100	54.8
	1,400.00	024500	176.1		3,000.00	009400	3.1
	1,455.43	000100	15.7		3,000.00	013400	34.2
	1,500.00	000100	60.4		3,000.00	020900	2.9
	1,500.00	017200	0.7		3,000.00	021000	4.3
	1,500.00	017400	6.7		3,058.53	000100	3.6
	1,500.00	021000	17.2		3,100.00	000100	2.1
	1,500.00	026700	2.0		3,150.00	000100	9.0

TABLE 8: BASE PRICE PAID TO GROWERS FOR GRAPES CRUSHED AND DELIVERED TO CALIFORNIA PROCESSORS FROM THE 2020 CROP WITH BRIX FACTORS AND PURCHASED TONNAGE, BY TYPE, VARIETY, REPORTING DISTRICT WHERE GROWN, AND WEIGHTED AVERAGE BASE PRICE

District, Type, and Variety	Base Price	Brix	Tons	District, Type, and Variety	Base Price	Brix	Tons
	Per Ton	Factors			Per Ton	Factors	
	Dollars	Code ^a			Dollars	Code ^a	
DISTRICT 8 (Cont'd)					5,278.00	000100	2.0
Syrah * (Cont'd)	3,200.00	000100	18.4		5,333.00	000100	3.0
	3,206.00	000100	5.6		5,456.30	000100	2.3
	3,245.00	023400	3.7		5,500.00	000100	13.2
	3,250.00	000100	4.0		5,500.00	027600	4.3
	3,275.00	000100	2.2		5,586.00	000100	1.9
	3,300.00	000100	12.7		5,625.00	000100	2.0
	3,315.00	000100	6.9		5,737.00	000100	3.2
	3,325.00	000100	17.0		6,000.00	000100	119.7
	3,400.00	000100	5.3		6,000.00	025100	9.8
	3,415.00	003200	16.7		6,057.54	000100	17.9
	3,456.60	000100	5.0		6,650.00	025400	1.5
	3,500.00	000100	52.5		7,000.00	000100	3.0
	3,500.00	013100	3.1		7,041.72	000100	4.7
	3,500.00	013800	4.4		7,500.00	000100	6.8
	3,500.00	017000	7.3		8,000.00	000100	1.7
	3,570.00	000100	8.4		8,085.00	000100	1.7
	3,570.00	013400	8.3		8,158.00	000100	2.9
	3,570.00	013800	3.1		9,000.00	000100	2.1
	3,600.00	000100	4.2		10,000.00	000100	5.4
	3,634.17	000100	2.4		12,547.00	000100	2.0
	3,665.00	000100	3.4	Wtd. Avg. Base & Total Tons	2,106.82		5,502.0
	3,670.00	000100	1.7				
	3,692.00	000100	2.5	Tannat	600.00	000100	29.6
	3,700.00	000100	12.9		700.00	024800	1.6
	3,750.00	000100	18.5		1,000.00	000100	10.9
	3,750.00	021500	2.6		1,179.31	000100	2.9
	3,750.00	025400	6.6		1,500.00	000100	1.4
	3,767.02	014400	10.8		1,530.00	000100	15.6
	3,800.00	000100	15.5		1,550.00	014100	14.2
	3,850.00	000100	6.8		1,700.00	000100	3.2
	3,850.00	013800	4.1		1,800.00	000100	3.1
	3,900.00	000100	3.5		1,850.00	013600	4.3
	3,900.40	000100	134.6		1,900.00	021000	2.3
	3,937.50	021000	1.5		1,900.00	025100	3.5
	3,982.30	000100	2.8		2,000.00	000100	2.1
	4,000.00	000100	88.2		2,000.00	017800	4.4
	4,000.00	009550	7.9		2,200.00	000100	1.0
	4,000.00	013100	2.0		2,500.00	000100	1.0
	4,000.00	021000	6.2		3,000.00	000100	1.1
	4,000.00	024500	2.0		3,100.00	000100	3.5
	4,000.00	025400	6.5		4,000.00	000100	2.8
	4,000.00	070280	2.1		4,652.30	000100	1.5
	4,054.00	000100	6.4		5,000.00	000100	1.0
	4,100.00	000100	1.4		6,000.00	028000	1.0
	4,100.00	021500	36.4	Wtd. Avg. Base & Total Tons	1,537.51		112.0
	4,150.94	000100	1.6				
	4,183.78	000100	3.7	Tempranillo *	700.00	024800	6.7
	4,195.16	000100	2.6		803.00	014100	9.8
	4,200.00	000100	4.4		850.00	000100	41.7
	4,212.00	000100	5.6		900.00	000100	23.5
	4,300.00	000100	3.0		1,000.00	000100	6.6
	4,458.90	000100	17.4		1,100.00	000100	19.8
	4,500.00	000100	15.2		1,300.00	000100	16.3
	4,500.00	021000	1.5		1,400.00	021000	0.9
	4,515.00	003200	12.3		1,450.00	000100	1.8
	4,520.24	000100	5.4		1,539.23	000100	33.5
	4,539.99	000100	6.2		1,600.00	000100	2.8
	4,546.42	000100	2.0		1,600.00	025100	1.9
	4,743.33	000100	5.0		1,638.02	000100	21.0
	4,776.00	024500	52.1		1,638.02	021600	0.6
	4,783.93	000100	2.8		1,800.00	000100	2.4
	4,800.00	000100	11.6		1,800.00	020800	12.6
	4,900.00	000100	6.0		1,850.00	024300	3.0
	4,960.00	000100	3.4		1,900.00	017400	0.6
	5,000.00	000100	34.2		2,000.00	000100	10.1
	5,000.00	021000	1.1		2,079.00	024500	46.5
	5,000.00	025400	2.4		2,100.00	000100	1.0
	5,026.66	000100	3.0		2,150.00	000100	1.4
	5,173.00	000100	7.8		2,200.00	021000	1.2
	5,197.33	000100	1.7		2,300.00	017200	1.3
	5,200.00	000100	5.1		2,300.00	021500	1.0
	5,249.38	000100	0.9		2,340.00	021000	5.9

TABLE 8: BASE PRICE PAID TO GROWERS FOR GRAPES CRUSHED AND DELIVERED TO CALIFORNIA PROCESSORS FROM THE 2020 CROP WITH BRIX FACTORS AND PURCHASED TONNAGE, BY TYPE, VARIETY, REPORTING DISTRICT WHERE GROWN, AND WEIGHTED AVERAGE BASE PRICE

District, Type, and Variety	Base Price	Brix	Tons	District, Type, and Variety	Base Price	Brix	Tons
	Per Ton	Factors			Per Ton	Factors	
	Dollars	Code ^a			Dollars	Code ^a	
DISTRICT 8 (Cont'd)					1,875.00	021000	3.1
Tempranillo * (Cont'd)	2,350.00	000100	8.6		1,939.00	021000	7.9
	2,350.00	017200	0.5		2,000.00	000100	21.4
	2,350.00	021600	1.0		2,000.00	014100	19.2
	2,500.00	025400	1.1		2,000.00	017600	1.0
	2,900.00	017800	1.4		2,000.00	021000	6.3
	3,000.00	000100	9.0		2,000.00	021200	4.0
	3,200.00	000100	2.5		2,000.00	024500	2.9
	3,600.00	000100	1.9		2,025.00	021000	2.6
	4,000.00	000100	12.1		2,070.00	000100	15.9
	4,500.00	000100	1.2		2,100.00	000100	44.9
	5,000.00	000100	1.0		2,200.00	000100	104.9
	6,000.00	000100	21.5		2,250.00	000100	1.0
	6,500.00	000100	0.7		2,300.00	000100	57.1
Wtd. Avg. Base & Total Tons	1,959.58		336.4		2,300.00	027800	3.0
					2,361.00	000100	14.4
Teroldego	2,250.00	000100	3.2		2,361.00	014100	33.5
Wtd. Avg. Base & Total Tons	2,250.00		3.2		2,400.00	000100	25.3
					2,450.00	000100	10.1
Tinta Cao	2,000.00	000100	0.3		2,500.00	000100	45.2
	3,217.00	000100	2.6		2,500.00	013600	3.6
Wtd. Avg. Base & Total Tons	3,091.10		2.9		2,625.00	023400	3.4
					2,700.00	000100	36.2
Touriga Nacional *	900.00	000100	0.9		2,700.00	014100	89.4
	1,600.00	000100	6.5		2,800.00	000100	36.9
	1,700.00	000100	2.0		2,800.00	025100	3.5
	1,800.00	024500	6.1		2,800.00	028820	1.5
	2,000.00	000100	0.1		2,850.00	000100	154.9
	2,331.87	000100	2.8		2,850.00	014100	8.5
	3,016.00	000100	5.9		3,000.00	000100	62.3
	7,500.00	000100	0.7		3,000.00	014100	25.3
Wtd. Avg. Base & Total Tons	2,214.55		25.0		3,000.00	027800	3.3
					3,030.00	000100	3.0
Trousseau *	2,500.00	000100	0.4		3,100.00	000100	93.9
	4,600.00	013400	0.4		3,150.00	000100	1.3
Wtd. Avg. Base & Total Tons	3,550.00		0.8		3,200.00	000100	43.6
					3,200.00	024500	21.2
Zinfandel	240.00	000100	249.4		3,300.00	000100	6.6
	240.00	006500	107.1		3,454.43	014400	14.3
	300.00	000100	2.8		3,500.00	000100	25.5
	425.00	000100	99.1		3,800.00	000100	2.6
	500.00	000100	32.9		4,000.00	000100	4.8
	500.00	023000	47.0		4,445.00	000100	6.2
	600.00	024500	2.0		5,991.37	000100	12.6
	793.55	000100	0.9		6,000.00	000100	17.3
	800.00	000100	85.4		7,797.00	000100	1.9
	850.00	000100	21.2	Wtd. Avg. Base & Total Tons	1,666.45		3,189.0
	900.00	000100	35.0				
	936.00	000100	2.8	Other Red ^b	1,500.00	014100	18.4
	950.00	000100	9.2		1,500.00	024800	2.0
	1,000.00	000100	34.1		1,800.00	000100	10.7
	1,080.00	000100	11.0		1,873.00	000100	4.7
	1,100.00	000100	38.8		1,900.00	011300	1.5
	1,150.00	000100	83.1		2,000.00	000100	1.0
	1,164.00	000100	10.0		3,000.00	009900	2.5
	1,200.00	000100	361.6		3,500.00	000100	2.4
	1,200.00	014100	10.1		4,600.00	013400	3.8
	1,200.00	026800	67.1	Wtd. Avg. Base & Total Tons	2,061.56		47.0
	1,250.00	000100	32.8				
	1,300.00	000100	95.7	DISTRICT 9			
	1,377.79	014100	40.5	WINE GRAPES (WHITE)			
	1,400.00	000100	106.3	Albarino	1,700.00	000100	13.4
	1,400.00	021000	6.9		1,800.00	000100	0.9
	1,500.00	000100	66.6	Wtd. Avg. Base & Total Tons	1,706.29		14.3
	1,500.00	024300	2.1				
	1,527.35	000100	24.0	Chardonnay *	265.00	059590	47.4
	1,550.00	000100	22.7		350.00	000100	72.5
	1,600.00	000100	10.9		400.00	000100	597.1
	1,600.00	029300	6.9		475.00	000100	386.1
	1,650.00	000100	4.6		475.00	020600	922.5
	1,700.00	000100	0.9		516.00	000100	44.2
	1,737.28	000100	188.4		520.13	000100	1,463.9
	1,800.00	000100	161.8		540.13	000100	35.8

TABLE 8: BASE PRICE PAID TO GROWERS FOR GRAPES CRUSHED AND DELIVERED TO CALIFORNIA PROCESSORS FROM THE 2020 CROP WITH BRIX FACTORS AND PURCHASED TONNAGE, BY TYPE, VARIETY, REPORTING DISTRICT WHERE GROWN, AND WEIGHTED AVERAGE BASE PRICE

District, Type, and Variety	Base Price	Brix	Tons	District, Type, and Variety	Base Price	Brix	Tons
	Per Ton	Factors			Per Ton	Factors	
	Dollars	Code ^a			Dollars	Code ^a	
DISTRICT 9 (Cont'd)							
Chardonnay * (Cont'd)	619.23	000100	4,649.4	Roussanne	1,700.00	000100	2.5
	800.00	000100	959.3		1,800.00	000100	0.5
	825.00	000100	397.9		2,100.00	000100	1.9
	1,180.00	013600	3.0	Wtd. Avg. Base & Total Tons	1,865.31		4.9
	1,300.00	013600	7.9	Sauvignon Blanc	350.00	000100	17.9
	1,300.00	017200	2.5		525.00	000100	741.8
	1,800.00	013400	0.1		560.16	000100	382.3
	1,800.00	014000	1.8		1,100.00	000100	2.7
	2,200.00	000100	7.6	Wtd. Avg. Base & Total Tons	1,200.00	000100	0.8
Wtd. Avg. Base & Total Tons	595.26		9,599.0	Wtd. Avg. Base & Total Tons	535.83		1,145.5
Chenin Blanc	375.00	010600	121.9	Sauvignon Musque	1,750.00	000100	0.2
	560.00	000100	9.5	Wtd. Avg. Base & Total Tons	1,750.00		0.2
	750.00	000100	0.5	Semillon	800.00	000100	1.5
	1,050.00	000100	10.2		1,800.00	000100	0.2
	1,100.00	000100	2.2	Wtd. Avg. Base & Total Tons	917.65		1.7
	1,200.00	000100	0.5	St. Emilion *	2,100.00	000100	7.2
	1,200.00	006060	10.0	Wtd. Avg. Base & Total Tons	2,100.00		7.2
	1,525.00	000100	8.0	Symphony	400.00	000100	2.4
	1,600.00	000100	2.4	Wtd. Avg. Base & Total Tons	400.00		2.4
Wtd. Avg. Base & Total Tons	564.03		165.2	Verdejo	550.00	000100	2.7
Fiano	1,000.00	000100	0.9		1,100.00	000100	3.1
	1,900.00	000100	0.9		1,525.00	000100	2.8
Wtd. Avg. Base & Total Tons	1,450.00		1.8	Wtd. Avg. Base & Total Tons	1,065.70		8.6
French Colombard	1,000.00	000100	0.7	Verdelho	1,991.76	000100	175.1
	1,700.00	000100	5.0	Wtd. Avg. Base & Total Tons	1,991.76		175.1
Wtd. Avg. Base & Total Tons	1,614.04		5.7	Vermentino *	1,400.00	013400	2.1
Gewurztraminer	1,940.00	013600	1.5		1,700.00	000100	1.0
Wtd. Avg. Base & Total Tons	1,940.00		1.5		1,750.00	008200	1.9
Grenache Blanc	1,100.00	010900	3.3		1,800.00	000100	13.6
	1,700.00	000100	0.6		2,200.00	000100	1.0
	1,800.00	000100	2.1	Wtd. Avg. Base & Total Tons	1,767.60		19.6
Wtd. Avg. Base & Total Tons	1,405.00		6.0	Viognier	400.00	000100	150.2
Malvasia Bianca	750.00	000100	0.5		700.00	000100	1.0
Wtd. Avg. Base & Total Tons	750.00		0.5		1,300.00	000100	2.3
Marsanne	1,700.00	000100	3.0		1,550.00	000100	1.0
	2,100.00	000100	2.8	Wtd. Avg. Base & Total Tons	1,750.00	000100	0.9
Wtd. Avg. Base & Total Tons	1,893.10		5.8		1,800.00	000100	15.5
Muscat Blanc *	1,000.00	000100	0.5	Wtd. Avg. Base & Total Tons	554.68		170.9
	1,100.00	000100	3.1	White Riesling *	750.00	000100	0.5
	1,234.13	000100	240.7		1,960.00	013600	3.2
	1,800.00	000100	0.3	Wtd. Avg. Base & Total Tons	1,796.49		3.7
	2,000.00	000100	0.5	Other White ^b	1,000.00	000100	0.4
	2,100.00	000100	3.7		1,600.00	000100	0.5
Wtd. Avg. Base & Total Tons	1,247.09		248.8		1,800.00	000100	13.2
Muscat Orange	360.58	000100	400.9		1,800.00	029300	0.9
Wtd. Avg. Base & Total Tons	360.58		400.9	Wtd. Avg. Base & Total Tons	1,772.00		15.0
Muscat of Alexandria	2,200.00	000100	3.0	WINE GRAPES (RED)			
Wtd. Avg. Base & Total Tons	2,200.00		3.0	Aglianico	1,000.00	000100	0.4
Picpoul Blanc	1,600.00	000100	1.3	Wtd. Avg. Base & Total Tons	1,000.00		0.4
	1,800.00	000100	3.2	Alicante Bouschet *	2,000.00	000100	1.5
Wtd. Avg. Base & Total Tons	1,742.22		4.5	Wtd. Avg. Base & Total Tons	2,000.00		1.5
Pinot Gris *	425.00	000100	997.9	Barbera	400.00	000100	3.7
	465.00	038213	416.8		1,700.00	025100	1.6
	505.00	039720	511.0		2,200.00	000100	18.2
	551.16	000100	484.7	Wtd. Avg. Base & Total Tons	1,882.55		23.5
	600.00	000100	797.4	Blaufraenkisch *	1,960.00	021200	2.7
	750.00	000100	4.6	Wtd. Avg. Base & Total Tons	1,960.00		2.7
	1,500.00	000100	1.4				
Wtd. Avg. Base & Total Tons	506.29		3,213.8				

TABLE 8: BASE PRICE PAID TO GROWERS FOR GRAPES CRUSHED AND DELIVERED TO CALIFORNIA PROCESSORS FROM THE 2020 CROP WITH BRIX FACTORS AND PURCHASED TONNAGE, BY TYPE, VARIETY, REPORTING DISTRICT WHERE GROWN, AND WEIGHTED AVERAGE BASE PRICE

District, Type, and Variety	Base Price	Brix	Tons	District, Type, and Variety	Base Price	Brix	Tons
	Per Ton	Factors			Per Ton	Factors	
	Dollars	Code ^a			Dollars	Code ^a	
DISTRICT 9 (Cont'd)							
Cabernet Franc	500.00	000100	0.6	Mourvedre *	1,900.00	000100	0.8
	1,200.00	013600	5.2		2,000.00	000100	2.9
	1,700.00	000100	0.7		2,300.00	000100	2.6
Wtd. Avg. Base & Total Tons	1,189.23		6.5	Wtd. Avg. Base & Total Tons	2,111.11		6.3
Cabernet Sauvignon	250.00	000100	91.5	Muscat Hamburg *	1,300.00	000100	0.3
	440.00	024500	333.7	Wtd. Avg. Base & Total Tons	1,300.00		0.3
	450.00	000100	97.9	Nebbiolo	1,250.00	000100	4.7
	475.00	067605	603.1	Wtd. Avg. Base & Total Tons	1,250.00		4.7
	550.00	000100	62.7	Negroamaro	1,100.00	000100	1.1
	655.31	000100	1,911.0	Wtd. Avg. Base & Total Tons	1,100.00		1.1
	675.31	000100	79.7	Petit Verdot	120.00	000100	7.6
	800.00	000100	950.5		200.00	000100	92.1
	825.00	000100	26.6		400.00	000100	2.8
	850.00	000100	475.0		550.00	000100	4.7
	875.00	000100	9.3		650.00	067605	825.0
	1,000.00	000100	0.4		800.00	000100	562.1
	1,400.00	000100	25.3		825.00	000100	209.2
	1,500.00	000100	3.5		850.00	000100	349.4
	1,700.00	021200	3.0		1,000.00	000100	0.1
	1,750.00	000100	0.7		1,500.00	000100	1.1
	2,000.00	000100	2.0	Wtd. Avg. Base & Total Tons	1,700.00	000100	0.6
	3,500.00	000100	0.3		720.94		2,054.7
Wtd. Avg. Base & Total Tons	5,163.81	000100	5.6	Petite Sirah	100.00	000100	223.4
	665.65		4,681.8		120.00	000100	0.9
Carignane	1,600.00	000100	1.5		200.00	000100	199.9
	1,750.00	008300	5.0		650.00	067605	990.0
Wtd. Avg. Base & Total Tons	1,715.38		6.5		800.00	000100	1,966.1
Cinsaut *	1,750.00	008300	2.0		850.00	000100	374.3
	2,300.00	000100	0.8		1,300.00	000100	2.2
Wtd. Avg. Base & Total Tons	1,907.14		2.8		1,600.00	000100	6.5
Counoise	1,750.00	008300	6.1		1,700.00	000100	5.2
	1,750.00	011300	2.6	Wtd. Avg. Base & Total Tons	2,500.00	000100	20.0
	2,200.00	000100	0.3		704.52		3,788.5
	2,300.00	000100	0.5	Pinot Noir	760.00	000100	100.8
Wtd. Avg. Base & Total Tons	1,793.16		9.5		920.00	000100	301.1
Durif	1,000.00	000100	0.4		1,300.00	019400	2.2
	1,100.00	000100	1.3		2,000.00	014000	8.3
Wtd. Avg. Base & Total Tons	1,076.47		1.7		2,200.00	000100	4.8
Graciano	1,900.00	000100	4.6		2,700.00	014000	1.5
Wtd. Avg. Base & Total Tons	1,900.00		4.6		2,800.00	013600	0.7
Grenache *	600.00	000100	0.3		3,100.00	014000	5.7
	1,700.00	000100	0.6	Wtd. Avg. Base & Total Tons	3,100.00	021000	2.1
	1,750.00	008300	3.9		968.70		427.2
	1,800.00	000100	19.3	Primitivo	1,100.00	000100	1.4
	1,900.00	000100	0.8		1,250.00	000100	2.2
	2,000.00	000100	17.4	Wtd. Avg. Base & Total Tons	1,191.67		3.6
	2,300.00	000100	6.2	Ruby Cabernet	1,900.00	000100	0.3
Wtd. Avg. Base & Total Tons	1,924.64		48.5	Wtd. Avg. Base & Total Tons	1,900.00		0.3
Malbec	220.00	000100	170.3	Sangiovese *	400.00	000100	2.8
	250.00	000100	172.7		900.00	030350	0.8
	650.00	067605	715.0		1,000.00	000100	3.4
	800.00	000100	322.1		1,300.00	000100	3.0
	850.00	000100	290.8		1,500.00	000100	0.5
	1,700.00	000100	0.1		1,700.00	021000	1.5
Wtd. Avg. Base & Total Tons	628.62		1,671.0	Wtd. Avg. Base & Total Tons	1,036.67		12.0
Merlot	507.75	000100	343.3	Syrah *	450.00	000100	4.7
	552.50	017200	412.0		500.00	067605	232.5
	1,000.00	000100	0.3		600.00	000100	0.8
	1,180.00	017200	1.2		850.00	000100	273.9
	1,700.00	000100	0.3		900.00	000100	1.2
Wtd. Avg. Base & Total Tons	533.84		757.1		1,000.00	000100	0.4
					1,700.00	000100	2.3
					1,700.00	024800	1.0
					1,750.00	000100	5.8

TABLE 8: BASE PRICE PAID TO GROWERS FOR GRAPES CRUSHED AND DELIVERED TO CALIFORNIA PROCESSORS FROM THE 2020 CROP WITH BRIX FACTORS AND PURCHASED TONNAGE, BY TYPE, VARIETY, REPORTING DISTRICT WHERE GROWN, AND WEIGHTED AVERAGE BASE PRICE

District, Type, and Variety	Base Price	Brix	Tons	District, Type, and Variety	Base Price	Brix	Tons
	Per Ton	Factors			Per Ton	Factors	
	Dollars	Code ^a			Dollars	Code ^a	
DISTRICT 9 (Cont'd)					1,700.00	005805	7.5
Syrah * (Cont'd)	2,000.00	013800	1.5		1,800.00	000100	141.3
	2,100.00	000100	15.9		1,800.00	017200	44.5
Wtd. Avg. Base & Total Tons	750.54		540.0		2,000.00	000100	2.3
					2,200.00	000100	3.8
Tannat	1,434.59	000100	272.7	Wtd. Avg. Base & Total Tons	2,200.00	013100	5.1
	1,575.00	013800	2.2		1,479.03		369.7
	1,900.00	000100	1.7				
Wtd. Avg. Base & Total Tons	1,438.57		276.6	Chenin Blanc	1,000.00	009400	0.5
					1,500.00	000100	1.0
Tempranillo *	220.00	000100	9.0		1,650.00	000100	13.1
	400.00	000100	2.6		1,800.00	000100	7.3
	465.00	067606	181.1		1,900.00	000100	6.5
	600.00	067605	220.0	Wtd. Avg. Base & Total Tons	2,200.00	008000	1.0
	1,000.00	000100	1.0		1,745.07		29.4
	1,250.00	000100	4.9				
	1,725.00	000100	13.0	Fiano	1,200.00	021000	1.5
	1,800.00	000100	3.5		1,250.00	000100	1.4
	1,900.00	000100	16.1		1,700.00	017400	2.1
Wtd. Avg. Base & Total Tons	633.14		451.2		1,800.00	000100	3.0
					2,300.00	000100	1.2
Teroldego	250.00	000100	63.8	Wtd. Avg. Base & Total Tons	1,660.87		9.2
	675.00	067605	689.3				
	800.00	000100	394.4	Grenache Blanc	1,500.00	017000	1.1
	1,600.00	000100	1.3		1,600.00	000100	1.7
Wtd. Avg. Base & Total Tons	695.36		1,148.8		1,600.00	013800	1.0
					1,650.00	000100	11.5
Touriga Nacional *	850.00	000100	5.3		1,800.00	000100	0.8
Wtd. Avg. Base & Total Tons	850.00		5.3		1,850.00	000100	3.0
					2,000.00	000100	0.6
Zinfandel	200.00	000100	7.2		2,175.00	000100	4.5
	375.00	000100	1,092.1		2,200.00	000100	0.9
	1,000.00	000100	0.1		2,300.00	000100	4.0
	1,600.00	000100	0.9		2,400.00	000100	1.0
	2,000.00	000100	18.9	Wtd. Avg. Base & Total Tons	2,400.00	005805	7.3
Wtd. Avg. Base & Total Tons	402.36		1,119.2		1,979.21		37.4
Other Red ^b	1,650.00	025300	2.2	Marsanne	705.00	000100	2.0
Wtd. Avg. Base & Total Tons	1,650.00		2.2		1,600.00	000100	1.4
					1,620.00	000100	1.0
DISTRICT 10					1,700.00	000100	4.3
TABLE GRAPES					1,800.00	000100	4.4
Other Table ^b	1,200.00	000100	0.9		2,000.00	000100	1.4
	1,800.00	000100	3.7		2,000.00	017200	3.0
Wtd. Avg. Base & Total Tons	1,682.61		4.6		2,200.00	000100	3.4
					2,300.00	000100	1.4
WINE GRAPES (WHITE)					2,400.00	005805	3.8
Albarino	797.82	010700	1.9	Wtd. Avg. Base & Total Tons	1,881.99		26.1
	1,200.00	000100	2.2				
	1,400.00	000100	3.0	Moscato Gaillo *	1,800.00	000100	1.7
	1,650.00	000100	1.5	Wtd. Avg. Base & Total Tons	1,800.00		1.7
	1,800.00	000100	1.7				
	2,200.00	000100	15.6	Muscat Blanc *	1,350.00	013600	4.2
	2,200.00	008200	2.0		1,500.00	000100	14.2
	2,200.00	010900	3.2		1,700.00	021000	2.7
Wtd. Avg. Base & Total Tons	1,918.03		31.1		1,800.00	000100	1.0
				Wtd. Avg. Base & Total Tons	1,509.50		22.1
Arneis	2,300.00	000100	1.4				
Wtd. Avg. Base & Total Tons	2,300.00		1.4	Muscat Orange	1,200.00	000100	1.8
					1,500.00	000100	5.2
Chardonnay *	800.00	000100	98.5	Wtd. Avg. Base & Total Tons	1,422.86		7.0
	1,250.00	000100	2.2				
	1,300.00	000100	3.6	Muscat of Alexandria	1,650.00	000100	2.1
	1,300.00	013600	4.7	Wtd. Avg. Base & Total Tons	1,650.00		2.1
	1,300.00	024800	4.8				
	1,359.52	000100	3.3	Picpoul Blanc	1,400.00	000100	0.1
	1,400.00	000100	22.1		1,620.00	000100	1.5
	1,500.00	000100	3.1		1,650.00	000100	11.4
	1,600.00	000100	7.0		1,800.00	000100	2.8
	1,600.00	021000	3.2		1,900.00	000100	5.5
	1,600.00	024500	9.2		2,200.00	000100	1.0
	1,620.00	000100	1.5		2,300.00	000100	2.9
	1,650.00	013800	2.0	Wtd. Avg. Base & Total Tons	2,400.00	005805	3.0
					1,877.30		28.2

TABLE 8: BASE PRICE PAID TO GROWERS FOR GRAPES CRUSHED AND DELIVERED TO CALIFORNIA PROCESSORS FROM THE 2020 CROP WITH BRIX FACTORS AND PURCHASED TONNAGE, BY TYPE, VARIETY, REPORTING DISTRICT WHERE GROWN, AND WEIGHTED AVERAGE BASE PRICE

District, Type, and Variety	Base Price	Brix	Tons	District, Type, and Variety	Base Price	Brix	Tons
	Per Ton	Factors			Per Ton	Factors	
	Dollars	Code ^a			Dollars	Code ^a	
DISTRICT 10 (Cont'd)					1,950.00	000100	2.0
Pinot Gris *	1,000.00	000100	32.9		2,100.00	000100	1.1
	1,200.00	000100	2.0		2,300.00	000100	3.7
	1,300.00	013600	4.0		2,400.00	005805	4.1
	1,350.00	000100	4.5	Wtd. Avg. Base & Total Tons	1,807.62		46.0
	1,375.00	000100	1.2				
	1,500.00	000100	18.1	Viognier	700.00	000100	2.1
	1,600.00	000100	5.3		1,000.00	014400	2.9
Wtd. Avg. Base & Total Tons	1,233.16		68.0		1,050.00	000100	2.4
					1,100.00	024500	1.0
Roussanne	1,100.00	000100	1.0		1,133.33	000100	1.5
	1,500.00	000100	2.2		1,250.00	000100	1.0
	1,500.00	017000	0.6		1,450.00	017200	4.0
	1,600.00	000100	4.6		1,500.00	000100	13.3
	1,600.00	013800	0.6		1,500.00	013800	1.0
	1,700.00	000100	2.4		1,500.00	017000	0.5
	1,750.00	000100	8.5		1,550.00	011100	1.6
	1,800.00	000100	1.2		1,600.00	017200	2.1
	1,850.00	000100	2.1		1,620.00	000100	2.1
	2,000.00	000100	6.0		1,650.00	000100	13.1
	2,000.00	021000	0.9		1,700.00	000100	15.2
	2,200.00	000100	0.5		1,700.00	017300	8.3
	2,300.00	000100	3.2		1,700.00	018000	2.6
	2,400.00	005805	7.7		1,750.00	000100	11.5
Wtd. Avg. Base & Total Tons	1,912.29		41.5		1,800.00	000100	9.0
					1,800.00	017200	3.9
Sauvignon Blanc	525.00	000100	197.1		1,800.00	021000	2.0
	1,000.00	000100	23.3		1,800.00	021600	1.5
	1,200.00	000100	19.6		2,000.00	017200	2.1
	1,300.00	000100	7.1		2,000.00	021800	0.2
	1,350.00	000100	6.1		2,175.00	000100	2.4
	1,350.00	015700	25.9		2,200.00	000100	0.4
	1,400.00	000100	4.1		2,200.00	013100	1.2
	1,450.00	000100	3.6		2,300.00	000100	1.9
	1,500.00	000100	56.8		2,300.00	024500	4.2
	1,500.00	013400	4.5		3,600.00	000100	2.4
	1,600.00	000100	14.1		4,473.72	000100	1.6
	1,600.00	017200	19.5	Wtd. Avg. Base & Total Tons	1,739.33		119.0
	1,650.00	000100	30.1				
	1,750.00	000100	17.2	White Riesling *	1,458.00	000100	6.2
	1,800.00	013400	4.2		1,500.00	000100	2.4
Wtd. Avg. Base & Total Tons	1,031.22		433.2		1,700.00	017200	0.9
				Wtd. Avg. Base & Total Tons	1,491.54		9.5
Sauvignon Musque	1,650.00	000100	2.8				
Wtd. Avg. Base & Total Tons	1,650.00		2.8	Other White ^b	1,000.00	000100	3.2
					1,000.00	017800	0.1
Semillon	1,400.00	000100	9.1		1,250.00	000100	3.9
	1,500.00	000100	16.6		1,300.00	000100	0.2
	1,600.00	017200	2.3		1,400.00	000100	1.8
Wtd. Avg. Base & Total Tons	1,475.71		28.0		1,620.00	000100	0.1
					1,650.00	000100	4.1
Tocai Friulano	1,650.00	000100	4.2		1,800.00	000100	1.8
	2,000.00	000100	1.0		1,900.00	030850	0.5
Wtd. Avg. Base & Total Tons	1,717.31		5.2		1,950.00	000100	1.7
					2,000.00	011100	1.3
Verdejo	1,050.00	000100	2.0		2,400.00	005805	2.9
	1,500.00	013600	3.9		3,600.00	000100	1.9
	1,650.00	000100	3.9	Wtd. Avg. Base & Total Tons	1,778.17		23.5
Wtd. Avg. Base & Total Tons	1,467.86		9.8				
				WINE GRAPES (RED)			
Verdelho	1,500.00	021600	3.4	Aglianico	1,000.00	000100	0.8
	1,800.00	000100	6.6		1,200.00	000100	0.5
Wtd. Avg. Base & Total Tons	1,698.00		10.0		2,000.00	000100	2.1
					2,200.00	000100	2.2
Vermentino *	1,400.00	017000	1.7	Wtd. Avg. Base & Total Tons	1,864.29		5.6
	1,488.97	000100	4.5				
	1,650.00	000100	7.8	Alicante Bouschet *	1,100.00	000100	0.8
	1,650.00	017000	2.1		1,200.00	000100	2.5
	1,700.00	000100	7.8		1,350.00	000100	0.9
	1,750.00	000100	4.9		1,600.00	024300	3.1
	1,800.00	000100	6.3		1,600.00	025100	4.0
	1,750.00	000100	4.9		1,650.00	000100	8.5
	1,800.00	000100	6.3		1,750.00	000100	2.7

TABLE 8: BASE PRICE PAID TO GROWERS FOR GRAPES CRUSHED AND DELIVERED TO CALIFORNIA PROCESSORS FROM THE 2020 CROP WITH BRIX FACTORS AND PURCHASED TONNAGE, BY TYPE, VARIETY, REPORTING DISTRICT WHERE GROWN, AND WEIGHTED AVERAGE BASE PRICE

District, Type, and Variety	Base Price	Brix	Tons	District, Type, and Variety	Base Price	Brix	Tons
	Per Ton	Factors			Per Ton	Factors	
	Dollars	Code ^a			Dollars	Code ^a	
DISTRICT 10 (Cont'd)					1,750.00	000100	0.9
Alicante Bouschet * (Cont'd)	1,800.00	027800	3.1		1,800.00	000100	141.4
	2,000.00	013600	1.2		2,000.00	000100	1.4
Wtd. Avg. Base & Total Tons	1,611.38		26.8		2,000.00	021000	17.8
					2,400.00	000100	1.1
Barbera	500.00	000100	1.7	Wtd. Avg. Base & Total Tons	1,729.46		215.0
	800.00	000100	3.3				
	1,000.00	000100	6.0	Cabernet Sauvignon	500.00	000100	27.8
	1,100.00	000100	1.0		500.00	013600	1.9
	1,200.00	000100	2.7		600.00	014100	0.3
	1,200.00	014100	2.0		605.00	000100	21.8
	1,250.00	025100	3.0		800.00	000100	113.5
	1,400.00	000100	13.3		1,000.00	000100	86.2
	1,400.00	025100	2.3		1,200.00	000100	4.0
	1,400.00	025450	2.2		1,400.00	000100	8.7
	1,408.00	000100	24.4		1,450.00	013800	1.0
	1,500.00	000100	8.4		1,500.00	000100	25.8
	1,500.00	014100	3.3		1,500.00	017200	4.0
	1,500.00	021200	2.3		1,500.00	052025	39.2
	1,500.00	028300	1.2		1,502.00	014400	8.8
	1,525.00	000100	2.2		1,600.00	000100	2.3
	1,548.25	000100	36.6		1,600.00	023500	7.0
	1,550.00	000100	12.6		1,600.00	027800	5.1
	1,550.00	014400	2.4		1,650.00	000100	5.6
	1,600.00	000100	16.5		1,650.00	021600	2.0
	1,600.00	021000	14.1		1,700.00	000100	508.2
	1,600.00	027800	3.8		1,700.00	013600	1.0
	1,600.00	029200	3.2		1,750.00	000100	8.8
	1,602.59	000100	2.5		1,800.00	000100	325.1
	1,633.42	014400	5.7		1,800.00	021000	4.4
	1,650.00	000100	35.0		1,800.00	027800	15.0
	1,650.00	014400	2.0		1,900.00	000100	114.2
	1,650.00	021000	2.4		1,900.00	021000	9.6
	1,675.00	021600	3.0		2,000.00	000100	39.7
	1,700.00	000100	10.1		2,000.00	021000	26.9
	1,700.00	024800	6.3		2,200.00	013400	2.2
	1,750.00	000100	39.1		2,500.00	000100	0.2
	1,750.00	020800	3.2		2,500.00	013800	1.6
	1,750.00	024500	4.2		3,800.00	000100	0.5
	1,800.00	000100	102.2		6,200.00	000100	2.0
	1,800.00	003200	4.6	Wtd. Avg. Base & Total Tons	1,593.05		1,424.4
	1,800.00	013600	6.1				
	1,800.00	024800	7.1	Carignane	1,500.00	000100	1.1
	1,804.00	000100	3.0		1,500.00	027800	2.2
	1,804.49	000100	12.9		1,525.00	000100	2.1
	1,830.00	000100	2.9		1,600.00	000100	2.4
	1,850.00	000100	12.1		1,700.00	000100	3.8
	1,857.00	000100	11.3		2,000.00	000100	8.0
	1,900.00	017400	1.7	Wtd. Avg. Base & Total Tons	1,757.78		19.6
	2,000.00	000100	0.8				
	2,000.00	021000	15.3	Charbono	1,700.00	000100	3.0
	2,000.00	027800	14.8		1,750.00	000100	3.5
	2,000.00	029200	1.1		1,800.00	000100	4.4
	2,100.00	025100	2.0		2,000.00	000100	2.0
	2,175.00	000100	4.0	Wtd. Avg. Base & Total Tons	1,794.19		12.9
	2,200.00	000100	3.0				
	2,500.00	000100	5.1	Cinsaut *	1,100.00	000100	0.6
	2,800.00	000100	8.6		1,200.00	000100	2.6
	2,800.00	027600	5.3		1,500.00	000100	6.4
Wtd. Avg. Base & Total Tons	1,719.43		505.9		1,650.00	000100	2.8
					1,700.00	000100	0.7
Cabernet Franc	300.00	000100	1.4		1,900.00	000100	5.1
	800.00	000100	2.2		2,000.00	000100	0.3
	1,000.00	000100	4.0		2,100.00	000100	0.8
	1,200.00	000100	0.5		2,400.00	005805	1.4
	1,400.00	000100	8.3		2,800.00	000100	0.9
	1,481.00	017600	1.5	Wtd. Avg. Base & Total Tons	1,714.81		21.6
	1,481.00	020800	12.4				
	1,500.00	000100	3.9	Counoise	1,800.00	000100	0.8
	1,600.00	014400	6.3		2,200.00	011100	0.6
	1,650.00	000100	5.3		2,300.00	000100	2.8
	1,662.80	000100	4.9	Wtd. Avg. Base & Total Tons	2,190.48		4.2
	1,700.00	025450	1.7				

TABLE 8: BASE PRICE PAID TO GROWERS FOR GRAPES CRUSHED AND DELIVERED TO CALIFORNIA PROCESSORS FROM THE 2020 CROP WITH BRIX FACTORS AND PURCHASED TONNAGE, BY TYPE, VARIETY, REPORTING DISTRICT WHERE GROWN, AND WEIGHTED AVERAGE BASE PRICE

District, Type, and Variety	Base Price	Brix	Tons	District, Type, and Variety	Base Price	Brix	Tons
	Per Ton	Factors			Per Ton	Factors	
	Dollars	Code ^a			Dollars	Code ^a	
DISTRICT 10 (Cont'd)					3,300.00	024800	2.0
Dolcetto	1,000.00	000100	0.5		3,500.00	000100	1.0
	1,400.00	000100	0.5		4,000.00	000100	2.5
	1,500.00	000100	2.0	Wtd. Avg. Base & Total Tons	1,900.92		279.6
	1,500.00	017200	9.0				
	1,600.00	027800	5.6	Lagrein	1,000.00	000100	0.2
	1,800.00	000100	6.0		1,250.00	000100	0.8
Wtd. Avg. Base & Total Tons	1,587.29		23.6		1,900.00	024500	0.8
					2,200.00	000100	4.2
Gamay (Napa) *	1,300.00	017000	4.4	Wtd. Avg. Base & Total Tons	1,993.33		6.0
	2,000.00	005805	4.8				
	2,000.00	009400	0.4	Malbec	570.00	067605	518.7
	2,100.00	010700	4.2		797.82	014400	4.1
	2,200.00	010700	1.9		800.00	000100	2.4
	2,300.00	000100	21.4		900.00	000100	2.0
	2,500.00	000100	3.5		950.00	019100	1.0
	2,800.00	000100	8.5		1,000.00	014100	0.8
Wtd. Avg. Base & Total Tons	2,258.45		49.1		1,400.00	000100	5.1
					1,413.21	000100	6.0
Gamay Noir Au Jus Blanc	2,300.00	000100	7.6		1,500.00	000100	2.1
	2,800.00	010700	8.3		1,500.00	027800	2.5
Wtd. Avg. Base & Total Tons	2,561.01		15.9		1,600.00	027800	6.7
					1,650.00	000100	7.2
Graciano	1,500.00	017200	0.3		1,700.00	000100	85.2
	1,800.00	000100	2.0		1,700.00	024500	3.3
	2,200.00	000100	1.0		1,700.48	014400	7.6
	3,000.00	000100	1.2		1,750.00	000100	2.0
	3,300.00	000100	0.8		1,800.00	000100	17.0
Wtd. Avg. Base & Total Tons	2,356.60		5.3		1,850.00	000100	1.7
					1,900.00	000100	3.8
Grenache *	1,000.00	000100	1.1		2,000.00	000100	2.1
	1,050.00	000100	3.9		3,000.00	000100	55.5
	1,200.00	000100	5.0	Wtd. Avg. Base & Total Tons	988.14		736.8
	1,400.00	000100	7.1				
	1,500.00	000100	25.6	Merlot	500.00	000100	3.6
	1,500.00	024500	4.0		700.00	000100	14.2
	1,600.00	000100	17.1		800.00	000100	10.3
	1,600.00	019550	5.6		1,000.00	000100	2.0
	1,600.00	027800	2.2		1,000.00	017100	0.2
	1,620.00	000100	0.5		1,200.00	000100	11.5
	1,650.00	000100	12.0		1,400.00	000100	0.6
	1,675.00	000100	2.5		1,500.00	000100	20.2
	1,700.00	000100	3.5		1,500.00	021500	1.6
	1,700.00	021000	6.4		1,500.00	027800	2.5
	1,700.00	024800	2.6		1,550.00	014400	3.7
	1,750.00	000100	18.1		1,600.00	013600	0.8
	1,770.58	000100	4.0		1,700.00	000100	69.5
	1,800.00	000100	29.6		1,750.00	000100	1.3
	1,800.00	017000	3.0		1,764.37	014400	4.2
	1,800.00	021600	3.3		1,800.00	000100	89.4
	1,825.00	000100	4.0		1,900.00	000100	283.2
	1,882.63	014400	7.6		2,000.00	021000	13.7
	1,900.00	000100	12.8	Wtd. Avg. Base & Total Tons	1,754.97		532.5
	2,000.00	000100	35.7				
	2,000.00	011100	1.0	Mission	800.00	011400	1.5
	2,000.00	021000	1.5		1,200.00	000100	0.3
	2,000.00	027800	2.0		1,500.00	000100	2.2
	2,100.00	000100	1.8		2,500.00	000100	9.3
	2,100.00	005805	4.8		2,800.00	000100	2.0
	2,150.00	013800	1.0	Wtd. Avg. Base & Total Tons	2,203.27		15.3
	2,175.00	000100	2.0				
	2,200.00	000100	5.5	Montepulciano	1,000.00	017100	1.0
	2,200.00	017200	1.1		1,200.00	000100	2.0
	2,300.00	000100	4.8		1,400.00	000100	0.5
	2,400.00	000100	1.3		1,500.00	000100	1.0
	2,400.00	005805	2.3		1,500.00	021000	2.0
	2,400.00	006650	0.9	Wtd. Avg. Base & Total Tons	1,323.08		6.5
	2,500.00	000100	9.7				
	2,500.00	021800	3.3	Mourvedre *	1,000.00	014550	1.8
	2,600.00	005805	1.4		1,250.00	013600	1.3
	2,800.00	000100	1.8		1,300.00	000100	1.1
	3,000.00	000100	9.8		1,300.00	014400	6.3
	3,300.00	000100	0.9		1,400.00	000100	1.3

TABLE 8: BASE PRICE PAID TO GROWERS FOR GRAPES CRUSHED AND DELIVERED TO CALIFORNIA PROCESSORS FROM THE 2020 CROP WITH BRIX FACTORS AND PURCHASED TONNAGE, BY TYPE, VARIETY, REPORTING DISTRICT WHERE GROWN, AND WEIGHTED AVERAGE BASE PRICE

District, Type, and Variety	Base Price	Brix	Tons	District, Type, and Variety	Base Price	Brix	Tons
	Per Ton	Factors			Per Ton	Factors	
	Dollars	Code ^a			Dollars	Code ^a	
DISTRICT 10 (Cont'd)					1,300.00	021000	7.9
Mourvedre * (Cont'd)	1,400.00	020800	1.0		1,400.00	000100	3.8
	1,500.00	000100	7.2		1,450.00	000100	3.9
	1,600.00	000100	2.0		1,500.00	000100	24.6
	1,600.00	013800	2.0		1,536.79	000100	8.7
	1,650.00	000100	45.1		1,541.00	000100	2.0
	1,700.00	000100	11.3		1,550.00	000100	2.0
	1,700.00	010900	2.0		1,600.00	000100	24.5
	1,700.00	017000	1.1		1,600.00	017900	2.4
	1,750.00	000100	7.2		1,650.00	000100	10.7
	1,800.00	000100	6.7		1,654.00	017600	4.1
	1,800.00	008100	1.4		1,675.00	000100	2.9
	1,800.00	017000	3.3		1,700.00	000100	11.1
	1,800.00	027800	11.2		1,700.00	021000	3.0
	1,900.00	014400	3.0		1,750.00	000100	3.5
	1,919.22	014400	5.0		1,750.00	025100	2.9
	1,950.00	000100	1.8		1,800.00	000100	20.1
	2,000.00	000100	13.6		1,800.00	025400	1.2
	2,000.00	005805	2.2		1,850.00	000100	6.4
	2,000.00	014400	5.8		2,000.00	000100	17.6
	2,000.00	024500	1.1		2,000.00	003200	7.3
	2,100.00	000100	2.0		2,000.00	029200	6.4
	2,175.00	000100	1.4		2,100.00	000100	3.0
	2,200.00	000100	7.3		2,100.00	003200	7.0
	2,200.00	013100	1.3		2,175.00	000100	2.0
	2,200.00	021000	5.6		2,200.00	000100	2.2
	2,500.00	005805	5.8		2,400.00	003200	3.6
	2,600.00	005805	1.7		3,200.00	000100	0.5
	2,800.00	000100	2.7		3,600.00	000100	1.4
	3,000.00	000100	0.7	Wtd. Avg. Base & Total Tons	1,409.76		322.4
	3,300.00	024800	2.2				
Wtd. Avg. Base & Total Tons	1,836.66		176.5	Pinot Noir	938.33	017200	0.8
					1,500.00	000100	9.9
Muscat Hamburg *	1,200.00	000100	1.8		1,650.00	000100	11.1
Wtd. Avg. Base & Total Tons	1,200.00		1.8		1,800.00	000100	19.7
					1,800.00	021000	5.2
Nebbiolo	1,500.00	014400	2.5		2,000.00	000100	16.3
	1,600.00	000100	3.0		2,500.00	000100	5.3
	1,750.00	000100	4.5	Wtd. Avg. Base & Total Tons	1,824.09		68.3
	1,800.00	000100	1.3				
	2,000.00	000100	3.9	Primitivo	1,100.00	000100	1.0
Wtd. Avg. Base & Total Tons	1,747.70		15.2		1,300.00	000100	3.1
					1,350.00	000100	3.4
Negroamaro	2,200.00	000100	1.7		1,400.00	000100	3.4
Wtd. Avg. Base & Total Tons	2,200.00		1.7		1,450.00	014550	11.8
					1,500.00	000100	70.3
Nero D'Avola *	1,000.00	000100	0.5		1,600.00	000100	6.6
	1,200.00	000100	1.2		1,600.00	024500	1.0
	1,785.00	000100	0.4		1,650.00	000100	5.3
Wtd. Avg. Base & Total Tons	1,263.81		2.1		1,700.00	000100	8.9
					1,700.00	024500	5.5
Petit Verdot	1,000.00	014550	0.5		1,700.00	024800	8.5
	1,200.00	000100	0.5		1,750.00	000100	8.8
	1,400.00	000100	0.5		1,800.00	024800	2.3
	1,500.00	000100	2.3		2,000.00	000100	8.1
	1,500.00	027800	0.5		2,000.00	009400	1.5
	1,500.00	052025	65.8		2,100.00	000100	5.2
	1,700.00	000100	93.1		2,800.00	000100	8.5
	1,750.00	000100	1.5	Wtd. Avg. Base & Total Tons	1,656.46		163.2
	1,800.00	000100	0.9				
	1,850.00	000100	1.0	Sagrantino	1,500.00	000100	0.3
	2,000.00	000100	0.8		2,000.00	000100	1.8
	2,250.00	000100	1.3		2,200.00	000100	1.6
Wtd. Avg. Base & Total Tons	1,621.75		168.7	Wtd. Avg. Base & Total Tons	2,045.95		3.7
Petite Sirah	500.00	000100	12.5	Sangiovese *	500.00	000100	2.3
	650.00	067605	41.0		550.00	000100	2.2
	800.00	000100	25.5		700.00	000100	3.2
	1,000.00	000100	5.1		900.00	000100	9.3
	1,200.00	000100	4.4		900.00	021000	1.0
	1,200.00	020800	2.6		1,300.00	000100	4.3
	1,250.00	000100	14.5		1,400.00	000100	2.6
	1,300.00	000100	20.1		1,400.00	021000	1.1

TABLE 8: BASE PRICE PAID TO GROWERS FOR GRAPES CRUSHED AND DELIVERED TO CALIFORNIA PROCESSORS FROM THE 2020 CROP WITH BRIX FACTORS AND PURCHASED TONNAGE, BY TYPE, VARIETY, REPORTING DISTRICT WHERE GROWN, AND WEIGHTED AVERAGE BASE PRICE

District, Type, and Variety	Base Price	Brix	Tons	District, Type, and Variety	Base Price	Brix	Tons
	Per Ton	Factors			Per Ton	Factors	
	Dollars	Code ^a			Dollars	Code ^a	
DISTRICT 10 (Cont'd)					2,500.00	021800	13.7
Sangiovese * (Cont'd)	1,418.00	000100	12.9		2,700.00	005805	4.9
	1,500.00	000100	5.9		2,800.00	000100	1.7
	1,500.00	013600	3.5		3,000.00	000100	21.9
	1,500.00	013800	1.5		3,300.00	024300	2.1
	1,535.63	017900	8.1		3,600.00	000100	2.4
	1,537.00	017600	3.3	Wtd. Avg. Base & Total Tons	1,739.23		717.5
	1,600.00	000100	9.5				
	1,650.00	000100	2.2	Tannat	1,000.00	000100	3.2
	1,700.00	000100	2.8		1,000.00	017100	0.4
	1,700.00	024800	4.6		1,200.00	000100	1.0
	1,750.00	000100	9.2		1,600.00	021200	2.0
	1,750.00	022800	6.2		1,900.00	021200	4.3
	1,750.00	024500	22.0		2,000.00	000100	1.3
	1,800.00	000100	20.7	Wtd. Avg. Base & Total Tons	1,538.52		12.2
	1,800.00	021000	5.6				
	1,900.00	013600	2.2	Tempranillo *	797.82	014400	1.7
	2,000.00	000100	4.4		1,000.00	000100	5.9
Wtd. Avg. Base & Total Tons	1,553.60		150.6		1,200.00	000100	0.6
					1,400.00	000100	1.0
Souzao	1,200.00	025100	1.8		1,400.00	017100	0.4
	1,750.00	000100	2.6		1,500.00	000100	11.8
Wtd. Avg. Base & Total Tons	1,525.00		4.4		1,600.00	000100	2.0
					1,650.00	000100	6.6
Syrah *	200.00	000100	2.0		1,675.00	000100	12.2
	700.00	000100	21.9		1,750.00	000100	8.5
	813.67	000100	23.4		1,792.20	000100	0.5
	900.00	000100	2.7		1,800.00	000100	28.3
	1,000.00	000100	8.0		1,800.00	008100	6.7
	1,000.00	014100	0.6		1,800.00	017200	3.6
	1,000.00	024800	2.0		1,850.00	000100	3.9
	1,050.00	000100	12.4		2,000.00	000100	5.9
	1,200.00	000100	3.0		2,000.00	025150	1.6
	1,250.00	000100	1.0		2,200.00	000100	3.2
	1,400.00	025100	5.1		2,800.00	000100	1.4
	1,450.00	000100	8.7		3,000.00	000100	6.5
	1,450.00	014550	33.8		3,300.00	000100	0.9
	1,450.00	024500	8.3	Wtd. Avg. Base & Total Tons	1,793.79		113.2
	1,450.00	043600	2.0				
	1,500.00	000100	21.2	Teroldego	1,000.00	000100	2.7
	1,500.00	024500	11.8		1,450.00	000100	3.9
	1,500.00	027800	6.4		1,700.00	024500	1.7
	1,500.00	052025	59.2	Wtd. Avg. Base & Total Tons	1,354.82		8.3
	1,550.00	013100	3.3				
	1,550.00	013800	2.4	Tinta Cao	1,450.00	000100	5.5
	1,600.00	000100	5.5		1,650.00	000100	2.2
	1,600.00	017600	3.3		1,750.00	000100	0.8
	1,600.00	017900	2.4	Wtd. Avg. Base & Total Tons	1,530.00		8.5
	1,600.00	023500	8.0				
	1,600.00	024500	17.6	Touriga Nacional *	1,300.00	008900	3.2
	1,650.00	000100	38.7		1,400.00	000100	4.8
	1,684.13	000100	4.4		1,450.00	000100	0.9
	1,700.00	000100	26.5		1,500.00	000100	2.7
	1,700.00	025450	4.1		1,700.00	024500	4.4
	1,750.00	000100	6.8		1,750.00	000100	4.1
	1,750.00	024500	5.7		2,000.00	000100	1.0
	1,800.00	000100	132.8	Wtd. Avg. Base & Total Tons	1,558.77		21.1
	1,800.00	003200	4.9				
	1,850.00	000100	5.5	Trousseau *	1,100.00	000100	6.7
	1,900.00	000100	13.5	Wtd. Avg. Base & Total Tons	1,100.00		6.7
	1,900.00	017900	4.2				
	1,900.00	020800	0.5	Zinfandel	500.00	000100	21.7
	1,900.00	024500	2.3		500.00	070430	21.3
	2,000.00	000100	52.9		600.00	014100	0.5
	2,000.00	021000	12.2		797.82	017900	1.3
	2,000.00	021600	3.7		800.00	000100	0.6
	2,000.00	023500	25.1		1,030.00	000100	70.6
	2,000.00	024500	6.4		1,030.00	024500	304.1
	2,175.00	000100	4.0		1,100.00	000100	2.4
	2,300.00	000100	6.4		1,150.00	000100	19.4
	2,300.00	024500	11.3		1,200.00	000100	381.0
	2,500.00	000100	20.0		1,200.00	017400	9.3
	2,500.00	010700	2.9		1,200.00	020800	2.6

TABLE 8: BASE PRICE PAID TO GROWERS FOR GRAPES CRUSHED AND DELIVERED TO CALIFORNIA PROCESSORS FROM THE 2020 CROP WITH BRIX FACTORS AND PURCHASED TONNAGE, BY TYPE, VARIETY, REPORTING DISTRICT WHERE GROWN, AND WEIGHTED AVERAGE BASE PRICE

District, Type, and Variety	Base Price	Brix	Tons	District, Type, and Variety	Base Price	Brix	Tons
	Per Ton	Factors			Per Ton	Factors	
	Dollars	Code ^a			Dollars	Code ^a	
DISTRICT 10 (Cont'd)				DISTRICT 11			
Zinfandel (Cont'd)	1,200.00	024500	17.8	WINE GRAPES (WHITE)			
	1,250.00	000100	15.7	Albarino	450.00	000100	25.9
	1,300.00	000100	138.6		485.00	000100	27.3
	1,300.00	020800	5.8		650.00	039785	156.3
	1,300.00	024500	37.5		650.00	039820	108.6
	1,350.00	000100	10.7		665.00	039820	310.5
	1,350.00	013800	7.7		725.00	000100	35.2
	1,350.00	017900	2.3		750.00	008100	15.9
	1,350.00	024800	4.0		800.00	000100	36.6
	1,400.00	000100	116.2		900.00	000100	10.5
	1,450.00	000100	48.5		1,060.00	000100	19.6
	1,500.00	000100	34.0		1,200.00	000100	11.6
	1,500.00	013600	4.0		1,200.00	011100	2.0
	1,500.00	013800	0.7		1,450.00	011600	1.2
	1,500.00	017400	13.0		1,500.00	000100	4.0
	1,500.00	017600	1.0		1,600.00	013800	1.3
	1,500.00	017900	2.2		2,000.00	000100	11.3
	1,500.00	024500	6.5	Wtd. Avg. Base & Total Tons	706.16		777.8
	1,550.00	000100	19.6				
	1,550.00	011100	2.6	Arneis	2,000.00	000100	3.0
	1,550.00	025100	3.6	Wtd. Avg. Base & Total Tons	2,000.00		3.0
	1,575.00	000100	37.4				
	1,575.00	017600	1.7	Burger *	275.00	000100	472.6
	1,600.00	000100	228.8	Wtd. Avg. Base & Total Tons	275.00	004900	1,816.8
	1,600.00	020800	0.8				
	1,600.00	027800	24.6	Wtd. Avg. Base & Total Tons	275.00		2,289.4
	1,613.00	000100	4.0				
	1,613.96	000100	5.5	Chardonnay *	200.00	000100	3.9
	1,614.00	000100	7.2		350.00	000100	507.0
	1,625.00	000100	51.9		350.00	045460	1,774.1
	1,650.00	000100	15.0		380.00	000100	101.0
	1,662.15	000100	22.3		400.00	000100	2,492.6
	1,700.00	000100	129.0		400.00	017200	4,216.1
	1,700.00	017400	2.8		400.00	045460	4,738.2
	1,750.00	000100	22.2		420.00	000100	229.5
	1,800.00	000100	45.5		425.00	000100	820.9
	1,800.00	003200	10.2		450.00	000100	1,196.4
	1,800.00	013600	6.5		450.00	013400	756.3
	1,800.00	021600	3.7		450.00	013600	1,429.1
	1,825.00	000100	116.3		450.00	045460	375.2
	1,885.00	000100	1.7		450.00	059595	1,618.6
	1,900.00	000100	5.6		462.40	000100	89.7
	1,900.00	003200	13.7		475.00	000100	212.9
	1,900.00	024800	33.4		475.00	013400	49.1
	1,925.00	000100	62.3		475.00	020600	12,447.4
	1,926.50	000100	16.0		485.00	000100	6,001.3
	1,950.00	000100	3.7		500.00	000100	4,638.7
	2,000.00	000100	208.9		500.00	011100	28.6
	2,000.00	024500	25.3		500.00	020600	1,286.5
	2,025.00	000100	219.5		500.00	063800	639.2
	2,044.13	000100	7.7		505.04	000100	416.1
	2,127.00	000100	2.5		510.00	013400	70.4
	2,171.00	000100	12.7		513.78	000100	1,183.2
	2,200.00	000100	59.4		515.00	059595	204.6
	2,200.00	007900	2.0		520.13	000100	597.7
	2,200.00	024500	5.2		525.00	000100	568.8
	2,200.00	052025	12.0		525.00	007800	196.6
	2,300.00	000100	2.7		530.00	000100	608.7
	2,300.00	024500	8.0		540.13	000100	190.9
	2,400.00	000100	23.8		545.13	000100	845.2
	2,400.00	027800	8.3		546.14	000100	145.9
	2,500.00	000100	33.2		550.00	000100	7,225.4
	2,600.00	000100	10.8		550.00	015900	443.0
	2,800.00	000100	9.6		550.00	017000	6,817.4
	2,800.00	024800	3.5		550.00	054496	1,514.7
	2,850.00	000100	6.8		550.00	059590	1,548.6
	3,000.00	000100	5.0		550.00	059595	346.1
	3,275.00	000100	55.9		550.00	059825	629.5
Wtd. Avg. Base & Total Tons	1,601.75		2,921.4		560.00	000100	124.6
					565.00	059590	527.0
					565.00	059595	1,158.2
Other Red ^b	1,000.00	013800	0.1				
	1,400.00	000100	7.1				
Wtd. Avg. Base & Total Tons	1,394.44		7.2				

TABLE 8: BASE PRICE PAID TO GROWERS FOR GRAPES CRUSHED AND DELIVERED TO CALIFORNIA PROCESSORS FROM THE 2020 CROP WITH BRIX FACTORS AND PURCHASED TONNAGE, BY TYPE, VARIETY, REPORTING DISTRICT WHERE GROWN, AND WEIGHTED AVERAGE BASE PRICE

District, Type, and Variety	Base Price	Brix	Tons	District, Type, and Variety	Base Price	Brix	Tons
	Per Ton	Factors			Per Ton	Factors	
	Dollars	Code ^a			Dollars	Code ^a	
DISTRICT 11 (Cont'd)				Malvasia Bianca	425.00	009000	505.2
Chardonnay * (Cont'd)	565.00	059825	713.5	Wtd. Avg. Base & Total Tons	425.00		505.2
	570.00	000100	181.0				
	575.00	000100	1,087.2	Muscat Blanc *	400.00	000100	54.3
	575.00	013900	241.0		400.00	017200	1,404.8
	575.00	045460	280.8		440.00	037435	276.6
	580.00	000100	240.0		440.00	038210	169.1
	590.00	059595	1,300.0		450.00	000100	198.3
	600.00	000100	4,694.6		880.00	000100	64.7
	600.00	059590	163.7		1,500.00	000100	1.0
	600.00	059693	356.4	Wtd. Avg. Base & Total Tons	427.62		2,168.8
	600.00	069227	133.9				
	615.00	045460	875.8	Muscat Orange	300.00	008900	76.6
	615.00	059590	632.8		400.00	000100	48.1
	620.00	000100	1,069.2		425.00	000100	46.6
	640.00	059595	383.7		500.00	000100	200.7
	650.00	000100	1,136.7		625.00	000100	46.9
	650.00	018100	203.4		675.00	004200	25.5
	650.00	059595	235.9	Wtd. Avg. Base & Total Tons	470.07		444.4
	675.00	000100	11.5				
	700.00	000100	712.1	Picpoul Blanc	1,500.00	009100	1.0
	702.00	059693	614.3	Wtd. Avg. Base & Total Tons	1,500.00		1.0
	723.00	064047	436.6				
	725.00	000100	235.6	Pinot Gris *	400.00	043720	352.1
	725.00	017000	142.6		425.00	000100	306.2
	750.00	000100	2.0		425.00	013400	6,979.9
	750.00	013800	3.0		450.00	009300	225.0
	759.71	000100	3.4		475.00	000100	694.4
	800.00	000100	42.5		475.00	009300	231.3
	850.00	000100	7.6		500.00	000100	2,493.4
	850.00	052025	354.8		500.00	009000	11,392.6
	900.00	000100	28.5		502.43	000100	408.8
	900.00	018100	191.9		502.43	017000	1,320.3
	1,000.00	013800	5.5		507.73	000100	452.0
	1,060.00	000100	7.1		550.00	000100	3,710.7
	2,800.00	000100	40.7		550.00	013100	1,324.5
Wtd. Avg. Base & Total Tons	512.89		87,784.2		550.00	039720	116.7
					550.00	039890	323.1
Chenin Blanc	415.00	037780	1,094.3		552.00	000100	162.0
	422.97	007600	126.9		558.71	000100	1,130.9
	425.00	000100	300.9		565.00	039890	344.4
	600.00	000100	2.8		571.16	000100	320.8
	1,200.00	000100	2.3		575.00	000100	2,755.4
	1,300.00	009300	2.0		575.00	040300	85.9
	1,300.00	013400	0.4		578.82	000100	63.4
Wtd. Avg. Base & Total Tons	420.54		1,529.6		589.00	014550	6.1
					600.00	000100	12,776.7
Fiano	1,060.00	000100	8.0		600.00	015500	366.2
Wtd. Avg. Base & Total Tons	1,060.00		8.0		600.00	039890	280.4
					615.00	039720	312.7
French Colombard	300.00	010600	1,758.1		625.00	000100	233.5
	306.07	000100	264.2		625.00	043720	261.6
	306.07	007600	257.7		640.00	000100	91.2
	325.00	000100	103.3		650.00	001000	722.5
	350.00	000100	186.0		650.00	015500	1,148.7
Wtd. Avg. Base & Total Tons	305.86		2,569.3		650.00	043720	3,429.9
					651.00	000100	48.7
Gewurztraminer	215.00	000100	100.5		675.00	015500	115.4
	400.00	000100	47.9		720.00	000100	345.6
	615.00	039820	600.0		725.00	000100	401.9
	650.00	000100	66.6		750.00	007600	88.5
	1,000.00	000100	2.3		815.00	059590	365.8
Wtd. Avg. Base & Total Tons	557.15		817.3		850.00	000100	127.8
					1,000.00	000100	11.3
Grenache Blanc	500.00	000100	91.1		1,185.00	050200	411.7
	600.00	006830	4.3	Wtd. Avg. Base & Total Tons	1,200.00	021500	4.0
	850.00	012900	1.8		551.44		56,744.0
	900.00	000100	0.5				
	950.00	000100	9.5	Ribolla Gialla *	1,300.00	000100	3.9
	1,400.00	000100	0.6		1,301.50	000100	2.0
	1,750.00	011100	5.7		1,700.00	000100	1.2
Wtd. Avg. Base & Total Tons	616.30		113.5	Wtd. Avg. Base & Total Tons	1,368.03		7.1

TABLE 8: BASE PRICE PAID TO GROWERS FOR GRAPES CRUSHED AND DELIVERED TO CALIFORNIA PROCESSORS FROM THE 2020 CROP WITH BRIX FACTORS AND PURCHASED TONNAGE, BY TYPE, VARIETY, REPORTING DISTRICT WHERE GROWN, AND WEIGHTED AVERAGE BASE PRICE

District, Type, and Variety	Base Price	Brix	Tons	District, Type, and Variety	Base Price	Brix	Tons
	Per Ton	Factors			Per Ton	Factors	
	Dollars	Code ^a			Dollars	Code ^a	
DISTRICT 11 (Cont'd)							
Roussanne	900.00	000100	4.9	Verdejo	400.00	038213	79.2
	900.00	013800	1.5		1,750.00	011100	4.0
	900.00	052025	18.6	Wtd. Avg. Base & Total Tons	464.90		83.2
Wtd. Avg. Base & Total Tons	1,400.00	000100	0.5	Verdelho	300.00	000100	62.0
	909.80		25.5		450.00	000100	332.4
Sauvignon Blanc	300.00	000100	3.5		450.00	048594	48.8
	315.00	038213	64.6		475.00	000100	150.0
	350.00	000100	361.5		500.00	000100	490.9
	350.00	017200	4,642.4		550.00	000100	73.6
	425.00	000100	37.4		600.00	000100	995.4
	450.00	000100	46.7		1,450.00	000100	1.0
	450.00	008100	119.0	Wtd. Avg. Base & Total Tons	2,150.00	013600	4.9
	450.00	016800	324.4		535.69		2,159.0
	475.00	000100	146.2	Vermentino *	450.00	000100	40.7
	500.00	000100	1,890.4		500.00	000100	134.5
	523.00	014550	7.0		550.00	000100	236.9
	525.00	000100	3,837.4		600.00	000100	159.2
	525.00	036800	357.6		880.00	000100	17.5
	540.00	037655	80.8		900.00	010900	2.8
	540.00	038203	235.7	Wtd. Avg. Base & Total Tons	1,000.00	000100	0.5
	540.00	039708	1,424.2		557.00		592.1
	545.00	039708	154.7	Viognier	400.00	000100	48.2
	550.00	000100	2,913.2		400.00	017200	1,067.0
	550.00	009400	316.4		400.00	052005	537.5
	550.00	011100	215.8		450.00	000100	419.7
	550.00	041700	21.0		450.00	052005	107.2
	550.00	048594	296.4		475.00	000100	247.0
	560.16	000100	182.4		475.00	070453	2,311.0
	560.42	000100	1,600.2		490.00	070454	471.0
	565.00	037435	265.6		500.00	000100	1,342.3
	565.00	038170	241.2		525.00	026700	261.5
	565.00	038213	403.8		550.00	070457	673.1
	575.00	000100	1,136.4		582.00	000100	761.2
	575.00	043720	134.5		900.00	018100	27.5
	577.63	000100	347.6		950.00	000100	1.9
	590.00	039708	847.1		1,400.00	000100	0.5
	598.98	000100	296.4		1,500.00	000100	22.9
	600.00	000100	906.3	Wtd. Avg. Base & Total Tons	2,000.00	000100	0.9
	600.00	043720	361.5		485.41		8,300.4
	615.00	039815	114.4	White Riesling *	200.00	000100	1.3
	646.16	000100	313.7		325.00	000100	23.2
	650.00	000100	163.3		350.00	000100	832.6
	650.00	013400	2.8		375.00	042555	62.1
	650.00	016800	516.4		500.00	038205	551.7
	660.00	000100	267.5		600.00	000100	83.5
	686.00	000100	183.4		615.00	038213	644.6
	700.00	000100	356.5	Wtd. Avg. Base & Total Tons	1,000.00	000100	0.5
	750.00	000100	10.2		475.28		2,199.5
	800.00	012900	2.0	Other White ^b	400.00	000100	1,309.4
	800.00	020800	24.9		450.00	000100	74.8
	800.00	052025	49.7		500.00	000100	236.2
	900.00	000100	70.1		1,000.00	000100	12.4
Wtd. Avg. Base & Total Tons	1,060.00	000100	40.2		2,000.00	000100	3.6
	1,200.00	013100	45.6	Wtd. Avg. Base & Total Tons	424.79		1,636.4
	519.51		26,380.0	WINE GRAPES (RED)			
Semillon	350.00	001000	828.7	Aglianico	700.00	000100	50.8
	900.00	018100	2.5		900.00	000100	0.5
Wtd. Avg. Base & Total Tons	351.65		831.2	Wtd. Avg. Base & Total Tons	701.95		51.3
Symphony	265.00	039706	559.8	Alicante Bouschet *	325.00	000100	47.2
	325.00	000100	172.9		400.00	067525	1,161.8
	400.00	000100	489.0		450.00	000100	11.2
	900.00	018100	29.5		475.00	000100	122.0
Wtd. Avg. Base & Total Tons	341.02		1,251.2		850.00	000100	27.3
Torrontes	1,450.00	000100	6.9		1,000.00	000100	3.5
	1,450.00	013600	1.5		1,080.00	000100	1.1
Wtd. Avg. Base & Total Tons	1,450.00		8.4	Wtd. Avg. Base & Total Tons	415.50		1,374.1

TABLE 8: BASE PRICE PAID TO GROWERS FOR GRAPES CRUSHED AND DELIVERED TO CALIFORNIA PROCESSORS FROM THE 2020 CROP WITH BRIX FACTORS AND PURCHASED TONNAGE, BY TYPE, VARIETY, REPORTING DISTRICT WHERE GROWN, AND WEIGHTED AVERAGE BASE PRICE

District, Type, and Variety	Base Price	Brix	Tons	District, Type, and Variety	Base Price	Brix	Tons
	Per Ton	Factors			Per Ton	Factors	
	Dollars	Code ^a			Dollars	Code ^a	
DISTRICT 11 (Cont'd)					564.00	000100	128.2
Barbera	300.00	000100	4.7		567.00	000100	86.2
	325.00	000100	70.0		571.67	000100	61.3
	450.00	024500	280.1		575.00	067605	180.8
	750.00	000100	457.0		575.00	067607	455.1
	750.00	013800	4.4		575.45	000100	127.8
	750.00	014550	22.7		589.08	000100	275.3
	800.00	000100	2.9		600.00	000100	5,095.2
	950.00	000100	18.0		600.00	021200	759.0
	1,060.00	000100	30.0		600.00	025100	156.3
	1,080.00	000100	3.6		600.00	061300	544.5
	1,200.00	000100	11.4		600.00	067605	2,333.9
	2,000.00	000100	4.7		600.00	069491	431.3
Wtd. Avg. Base & Total Tons	650.32		909.5		610.12	000100	7,743.5
					615.00	067605	3,130.3
Blaufraenkisch *	1,000.00	000100	1.0		615.00	067606	884.2
Wtd. Avg. Base & Total Tons	1,000.00		1.0		615.61	000100	4,319.5
					615.61	017000	1,491.1
Cabernet Franc	450.00	025100	25.0		615.61	020800	3,261.1
	500.00	000100	511.5		625.00	000100	405.7
	500.00	025100	53.5		625.00	064800	230.1
	600.00	025100	96.1		628.00	000100	46.9
	800.00	000100	1.7		631.97	000100	439.0
	850.00	018100	151.3		635.60	000100	245.5
	1,060.00	000100	5.6		640.00	067605	1,647.9
	1,400.00	021200	1.4		644.67	000100	54.9
	1,450.00	000100	1.9		646.29	000100	167.1
	2,000.00	000100	0.8		650.00	000100	4,423.7
Wtd. Avg. Base & Total Tons	581.56		848.8		650.00	021000	339.4
					650.00	021200	100.4
Cabernet Sauvignon	250.00	000100	0.8		650.00	021500	358.5
	300.00	000100	168.4		650.00	064535	593.2
	325.00	000100	196.7		650.00	067605	3,328.0
	350.00	000100	734.6		650.00	067606	535.4
	350.00	017200	7,167.7		650.00	067607	1,456.2
	375.00	025100	21.4		655.31	000100	966.9
	400.00	000100	81.6		655.31	017200	742.7
	400.00	017200	2,159.6		655.31	020800	305.6
	400.00	067605	8.2		660.00	000100	346.4
	421.15	000100	305.4		665.00	067605	2,576.5
	425.00	018100	14.1		665.00	067606	246.4
	433.65	000100	700.7		667.00	067605	445.1
	450.00	000100	2,295.7		675.00	000100	524.0
	450.00	023100	948.5		675.31	000100	11.4
	450.00	023400	276.0		680.31	000100	616.7
	450.00	024500	39.0		688.08	000100	115.1
	450.00	024800	245.2		690.00	067605	323.2
	450.00	025100	100.7		700.00	000100	7,892.3
	450.00	068300	86.7		700.00	021200	543.4
	465.00	067605	101.8		700.00	023400	270.6
	475.00	000100	1,316.3		700.00	027600	3.5
	475.00	024800	272.9		720.62	000100	465.2
	475.00	067605	8,935.5		725.00	000100	93.5
	490.00	000100	42.3		736.00	000100	368.9
	492.94	000100	510.4		739.73	000100	239.7
	493.94	000100	196.5		740.00	000100	337.2
	494.24	000100	399.9		750.00	000100	5,467.5
	500.00	000100	8,806.5		750.00	002000	236.7
	500.00	021200	227.4		750.00	023000	553.0
	500.00	023100	472.9		750.00	024300	184.7
	500.00	023400	786.6		755.00	000100	1,361.5
	500.00	025100	200.0		760.00	000100	87.6
	500.00	067603	95.9		780.00	014550	4.0
	500.00	067605	623.6		800.00	000100	3,385.3
	515.00	067605	1,631.2		800.00	018100	771.8
	521.82	000100	1,278.9		800.00	024800	20.2
	539.25	000100	84.2		800.00	052025	146.5
	550.00	000100	771.1		850.00	000100	941.1
	550.00	024500	30.0		850.00	018100	651.8
	550.00	061300	11.7		850.00	052025	509.9
	550.00	067603	929.1		875.00	000100	1,474.9
	550.00	067605	1,179.5		900.00	000100	2,712.0
	552.65	000100	362.2		900.00	018100	121.0

TABLE 8: BASE PRICE PAID TO GROWERS FOR GRAPES CRUSHED AND DELIVERED TO CALIFORNIA PROCESSORS FROM THE 2020 CROP WITH BRIX FACTORS AND PURCHASED TONNAGE, BY TYPE, VARIETY, REPORTING DISTRICT WHERE GROWN, AND WEIGHTED AVERAGE BASE PRICE

District, Type, and Variety	Base Price	Brix	Tons	District, Type, and Variety	Base Price	Brix	Tons
	Per Ton	Factors			Per Ton	Factors	
	Dollars	Code ^a			Dollars	Code ^a	
DISTRICT 11 (Cont'd)							
Cabernet Sauvignon (Cont'd)	900.00	052025	197.4	Gamay (Napa) *	1,200.00	000100	1.5
	950.00	000100	154.3	Wtd. Avg. Base & Total Tons	1,200.00		1.5
	950.00	020800	102.5	Graciano	617.00	067605	148.7
	954.00	069445	168.3		715.00	067605	191.0
	957.57	000100	108.4		715.00	067607	140.6
	975.00	000100	258.0		800.00	000100	1.1
	1,000.00	000100	251.9		1,550.00	000100	5.0
	1,000.00	021500	6.0		1,700.00	000100	2.4
	1,000.00	025100	366.6	Wtd. Avg. Base & Total Tons	698.76		488.8
	1,050.00	025100	96.8	Grenache *	450.00	000100	38.2
	1,060.00	000100	27.6		475.00	024400	402.0
	1,080.00	000100	7.0		650.00	013800	3.6
	1,100.00	018100	9.5		700.00	000100	55.3
	1,100.00	052025	159.2		800.00	000100	8.0
	1,150.00	000100	137.8		950.00	000100	2.1
	1,200.00	000100	102.0		1,000.00	000100	62.7
	1,200.00	021500	2.0		1,000.00	007900	1.0
	1,200.00	025100	1,605.6		1,200.00	000100	34.0
	1,253.49	000100	21.5		1,400.00	000100	3.6
	1,260.31	000100	350.4		1,450.00	000100	50.2
	1,350.00	021200	8.4		1,500.00	000100	3.7
	1,388.89	000100	10.1		1,500.00	020600	0.5
	1,450.00	013600	2.4		2,000.00	000100	6.5
Wtd. Avg. Base & Total Tons	616.25		130,878.0	Wtd. Avg. Base & Total Tons	683.97		671.4
Carignane	465.00	060408	94.2	Malbec	200.00	000100	85.6
	516.00	000100	4.6		217.00	000100	15.6
	554.55	000100	28.6		300.00	000100	460.7
	565.00	060408	109.8		314.13	000100	44.6
	574.27	000100	343.0		325.00	000100	170.0
	575.00	000100	62.9		400.00	000100	398.1
	600.00	000100	36.6		450.00	025100	31.2
	675.00	000100	20.5		500.00	000100	265.9
	800.00	012900	2.0		540.75	000100	624.9
	800.00	013600	1.0		546.80	000100	27.6
	900.00	052025	15.7		550.00	000100	147.3
	1,000.00	000100	9.2		584.00	000100	101.2
	1,080.00	000100	2.4		593.83	000100	404.3
	1,100.00	000100	9.4		600.00	000100	184.3
	1,200.00	000100	9.7		623.11	000100	101.2
	1,200.00	021000	3.0		623.43	000100	540.0
	1,250.00	011100	2.3		632.40	000100	360.9
	1,400.00	000100	3.3		650.00	000100	1,056.7
	1,500.00	000100	1.0		650.00	067602	145.1
	1,650.00	000100	11.7		650.00	067603	1,235.5
	2,500.00	000100	3.1		650.00	067605	1,421.3
Wtd. Avg. Base & Total Tons	623.99		774.0		653.42	000100	1,258.8
Carmenere	900.00	018100	13.1		665.00	067606	24.6
Wtd. Avg. Base & Total Tons	900.00		13.1		667.00	067605	1,148.6
Charbono	900.00	000100	1.7		675.00	000100	127.5
Wtd. Avg. Base & Total Tons	900.00		1.7		676.63	000100	178.9
Cinsaut *	800.00	000100	1.7		690.00	067606	508.0
	900.00	000100	42.6		700.00	000100	4.4
	900.00	018100	24.2		730.38	000100	105.1
	1,500.00	000100	35.7		737.45	000100	262.6
	1,800.00	000100	6.4		740.38	000100	398.2
	1,800.00	013600	1.1		745.86	000100	383.0
Wtd. Avg. Base & Total Tons	1,150.67		111.7		750.00	000100	496.9
Counoise	800.00	000100	2.8		850.00	018100	27.4
	1,000.00	007900	2.3		925.00	000100	5.0
Wtd. Avg. Base & Total Tons	890.20		5.1		1,000.00	024500	1.0
Dolcetto	800.00	000100	11.0		1,060.00	000100	8.2
Wtd. Avg. Base & Total Tons	800.00		11.0		1,100.00	020800	8.0
Dornfelder	117.00	000100	16.7		1,100.00	021000	2.5
	617.00	067605	200.0		1,200.00	000100	20.9
	1,000.00	000100	1.2		1,300.00	013600	6.7
Wtd. Avg. Base & Total Tons	580.79		217.9		1,450.00	000100	3.3
					1,450.00	013600	2.5
					2,000.00	000100	1.7
				Wtd. Avg. Base & Total Tons	624.57		12,805.8

TABLE 8: BASE PRICE PAID TO GROWERS FOR GRAPES CRUSHED AND DELIVERED TO CALIFORNIA PROCESSORS FROM THE 2020 CROP WITH BRIX FACTORS AND PURCHASED TONNAGE, BY TYPE, VARIETY, REPORTING DISTRICT WHERE GROWN, AND WEIGHTED AVERAGE BASE PRICE

District, Type, and Variety	Base Price	Brix	Tons	District, Type, and Variety	Base Price	Brix	Tons
	Per Ton	Factors			Per Ton	Factors	
	Dollars	Code ^a			Dollars	Code ^a	
DISTRICT 11 (Cont'd)							
Merlot	250.00	000100	4.1	Mourvedre *	400.00	000100	87.1
	265.00	024400	176.4		700.00	000100	54.7
	300.00	000100	159.7		800.00	000100	1.1
	300.00	067525	222.8		900.00	000100	0.6
	350.00	017200	221.3		1,000.00	000100	7.2
	350.00	025100	48.7		1,244.00	024500	5.0
	350.00	067605	115.8		1,300.00	000100	2.5
	400.00	000100	574.6	Wtd. Avg. Base & Total Tons	576.61		158.2
	400.00	067605	126.9	Muscat Hamburg *	700.00	000100	200.3
	410.00	000100	131.3	Wtd. Avg. Base & Total Tons	700.00		200.3
	425.00	000100	1,480.5	Nebbiolo	2,000.00	000100	7.4
	425.00	067605	719.1	Wtd. Avg. Base & Total Tons	2,000.00		7.4
	443.22	000100	68.3	Nero D'Avola *	700.00	000100	32.0
	444.00	000100	196.8	Wtd. Avg. Base & Total Tons	700.00		32.0
	450.00	000100	2,782.4	Petit Verdot	100.00	000100	7.0
	450.00	023100	662.3		115.00	000100	18.7
	450.00	024500	65.7		275.00	025100	94.6
	450.00	025100	22.4		300.00	067605	307.2
	450.00	067605	242.6		325.00	000100	112.1
	475.00	000100	588.2		350.00	017200	526.1
	475.00	021000	206.2		350.00	021500	109.2
	475.00	023100	356.6		400.00	000100	48.7
	475.00	023400	286.3		450.00	000100	404.6
	480.00	000100	82.5		450.00	023000	180.0
	500.00	000100	2,405.4		450.00	025300	151.4
	500.00	064535	829.6		475.00	000100	42.0
	500.00	067605	5,932.1		500.00	000100	802.4
	500.00	067901	6,580.5		500.00	021500	2.0
	503.35	000100	84.7		525.00	021500	23.4
	507.75	020800	572.8		550.00	067603	178.7
	515.00	067605	93.0		565.00	067607	6.6
	532.75	000100	318.2		593.09	000100	344.6
	533.14	000100	135.5		600.00	000100	376.0
	538.07	000100	1,416.4		600.00	067605	641.4
	550.00	000100	7,277.8		617.00	067605	115.2
	550.00	017000	3,634.6		650.00	067603	301.1
	550.00	030325	1.0		650.00	067605	2,001.2
	550.00	061300	21.2		665.00	067605	1,931.6
	550.00	064535	638.3		665.00	067607	434.3
	565.00	067603	2,181.6		690.00	067606	468.8
	575.00	000100	944.5		800.00	000100	1.9
	595.00	000100	751.0		800.00	052025	14.9
	600.00	000100	1,630.2		850.00	018100	246.2
	600.00	021500	1.5		850.00	052025	14.5
	600.00	067605	1,871.7		900.00	000100	158.9
	607.00	000100	129.3		900.00	018100	60.4
	650.00	067605	176.7		900.00	052025	206.6
	750.00	000100	511.6		1,000.00	000100	45.7
	750.00	018100	127.4		1,000.00	052025	20.6
	750.00	052025	2.1		1,060.00	000100	13.2
	775.00	000100	277.5		1,450.00	013600	0.3
	800.00	020700	17.0		1,650.00	000100	2.1
	850.00	000100	643.4		1,650.00	021000	5.0
	950.00	020800	51.2		2,000.00	000100	0.4
	975.00	000100	42.6	Wtd. Avg. Base & Total Tons	600.57		10,419.6
	1,060.00	000100	10.6	Petite Sirah	100.00	000100	20.4
	1,200.00	000100	6.5		100.00	017200	257.0
	1,350.00	021200	4.0		115.00	000100	7.5
	2,000.00	000100	1.4		117.00	000100	17.4
Wtd. Avg. Base & Total Tons	524.34		48,864.4		300.00	000100	3.0
Mission	800.00	000100	5.3		300.00	067890	107.2
	800.00	008100	8.9		310.00	000100	48.1
	900.00	000100	1.0		325.00	000100	82.6
Wtd. Avg. Base & Total Tons	806.58		15.2		350.00	017200	117.1
Monastrell	1,750.00	021000	5.6		375.00	025100	149.1
Wtd. Avg. Base & Total Tons	1,750.00		5.6				
Montepulciano	700.00	000100	20.8				
Wtd. Avg. Base & Total Tons	700.00		20.8				

TABLE 8: BASE PRICE PAID TO GROWERS FOR GRAPES CRUSHED AND DELIVERED TO CALIFORNIA PROCESSORS FROM THE 2020 CROP WITH BRIX FACTORS AND PURCHASED TONNAGE, BY TYPE, VARIETY, REPORTING DISTRICT WHERE GROWN, AND WEIGHTED AVERAGE BASE PRICE

District, Type, and Variety	Base Price	Brix	Tons	District, Type, and Variety	Base Price	Brix	Tons
	Per Ton	Factors			Per Ton	Factors	
	Dollars	Code ^a			Dollars	Code ^a	
DISTRICT 11 (Cont'd)					1,150.00	000100	10.0
Petite Sirah (Cont'd)	400.00	000100	385.2		1,200.00	000100	35.3
	400.00	017200	1,147.4		1,350.00	021200	4.7
	400.00	025100	66.5		1,450.00	000100	1.0
	400.00	064535	306.3		1,450.00	017200	5.0
	450.00	000100	333.1		1,500.00	070455	35.1
	450.00	018100	147.2		1,600.00	000100	4.0
	450.00	023000	761.6		2,800.00	000100	18.8
	450.00	023100	284.5	Wtd. Avg. Base & Total Tons	658.18		34,463.8
	450.00	023400	905.6				
	450.00	025100	4.4	Pinot Noir	200.00	000100	0.4
	475.00	000100	269.0		200.00	017200	407.8
	485.00	000100	46.6		325.50	000100	87.4
	500.00	000100	515.6		350.00	017200	3,234.2
	500.00	021200	158.0		400.00	000100	381.2
	500.00	023100	328.1		400.00	064535	198.5
	500.00	070411	54.2		425.00	000100	755.4
	550.00	067603	141.3		425.00	025100	230.1
	550.00	067947	97.5		450.00	000100	506.0
	550.00	069478	151.6		450.00	063840	233.8
	600.00	000100	1,531.1		450.00	063850	78.5
	600.00	067605	47.8		500.00	025100	74.5
	600.00	067947	1,555.8		550.00	063540	194.4
	600.06	000100	136.2		550.00	063850	1,455.6
	617.00	067947	360.0		550.00	067225	205.0
	617.00	067955	200.0		550.00	067401	127.2
	642.45	000100	437.9		550.00	067409	143.3
	650.00	000100	828.7		550.00	067605	96.9
	650.00	026400	74.2		550.00	067607	187.7
	650.00	067605	1,617.7		565.00	067605	1,944.1
	650.00	067930	500.0		565.00	067607	3,100.6
	650.00	067947	730.2		565.00	067609	560.4
	650.00	067955	222.2		565.28	000100	6,404.9
	650.00	069478	392.5		570.00	067605	1,355.7
	663.34	000100	29.9		577.87	000100	972.3
	665.00	067605	1,078.8		600.00	000100	222.3
	665.00	067947	2,514.7		600.00	001900	114.2
	665.00	069478	186.6		600.00	007800	272.5
	670.00	067947	693.3		600.00	020800	211.3
	673.83	000100	885.0		600.00	063800	119.9
	690.00	067947	334.0		618.88	020800	750.7
	690.05	000100	679.7		625.00	007800	292.8
	697.34	000100	1,045.4		645.38	000100	787.2
	700.00	000100	1,679.3		650.00	000100	4,005.6
	727.83	000100	437.6		650.00	002200	706.4
	732.09	000100	208.7		650.00	021500	237.2
	734.22	000100	127.6		650.00	067605	155.1
	750.00	000100	2,254.7		650.00	067607	81.3
	750.00	002200	248.0		650.00	069491	384.9
	750.00	013800	1.9		665.00	067605	391.3
	750.00	021500	534.2		700.00	000100	1,136.3
	750.00	069478	70.3		700.00	020800	251.2
	765.00	069478	490.3		715.00	069478	469.3
	800.00	000100	1,237.0		718.00	000100	429.8
	825.00	000100	3.9		750.00	000100	812.2
	850.00	000100	156.1		775.00	000100	490.1
	850.00	014100	17.5		800.00	000100	4.0
	850.00	018100	519.7		850.00	007600	85.1
	850.00	052025	838.8		900.00	000100	575.7
	875.00	000100	185.3		950.00	000100	144.9
	900.00	000100	554.0		1,075.00	002200	190.5
	900.00	018100	389.5		1,200.00	000100	78.2
	900.00	052025	840.8		1,450.00	017200	3.5
	950.00	000100	8.6	Wtd. Avg. Base & Total Tons	577.50		36,339.4
	1,000.00	000100	11.1				
	1,000.00	014550	1.3	Pinotage	1,200.00	000100	1.0
	1,000.00	020800	139.8	Wtd. Avg. Base & Total Tons	1,200.00		1.0
	1,000.00	052025	90.5				
	1,060.00	000100	19.7	Primitivo	500.00	000100	95.8
	1,080.00	000100	1.9		735.00	000100	71.9
	1,091.00	069445	104.4		850.00	000100	2.8
	1,100.00	000100	179.2		1,000.00	000100	2.0
	1,100.00	024500	3.4		1,060.00	000100	11.0

TABLE 8: BASE PRICE PAID TO GROWERS FOR GRAPES CRUSHED AND DELIVERED TO CALIFORNIA PROCESSORS FROM THE 2020 CROP WITH BRIX FACTORS AND PURCHASED TONNAGE, BY TYPE, VARIETY, REPORTING DISTRICT WHERE GROWN, AND WEIGHTED AVERAGE BASE PRICE

District, Type, and Variety	Base Price	Brix	Tons	District, Type, and Variety	Base Price	Brix	Tons
	Per Ton	Factors			Per Ton	Factors	
	Dollars	Code ^a			Dollars	Code ^a	
DISTRICT 11 (Cont'd)							
Primitivo (Cont'd)	1,200.00	000100	8.0	Tannat	300.00	000100	3.0
	1,200.00	017200	5.0		325.00	000100	161.0
Wtd. Avg. Base & Total Tons	673.72		196.5		400.00	000100	130.3
					400.00	017200	376.8
Rubired *	250.00	000100	175.2		400.00	023400	340.9
	300.00	017200	326.0		550.00	000100	116.9
	325.00	000100	295.2		600.00	000100	358.6
	368.66	000100	670.0		700.00	000100	224.7
Wtd. Avg. Base & Total Tons	330.43		1,466.4		750.00	000100	162.9
					1,400.00	013400	2.0
Ruby Cabernet	325.00	000100	26.6	Wtd. Avg. Base & Total Tons	1,450.00	000100	10.8
	550.00	000100	121.8		513.70		1,887.9
	4,000.00	000100	5.0	Tempranillo *	300.00	000100	4.3
Wtd. Avg. Base & Total Tons	623.44		153.4		360.00	000100	86.5
					400.00	021500	55.2
Sagrantino	850.00	052025	12.8		435.00	000100	181.7
Wtd. Avg. Base & Total Tons	850.00		12.8		500.00	000100	59.3
					600.00	000100	656.4
Sangiovese *	475.00	000100	251.5		600.00	061300	154.8
	650.00	014550	0.8		625.00	000100	26.2
	750.00	000100	29.9		800.00	000100	13.5
	800.00	000100	2.6		900.00	000100	2.0
	900.00	000100	7.8		1,200.00	020800	17.2
	1,060.00	000100	16.5		1,400.00	000100	2.0
	1,100.00	000100	1.9		1,600.00	000100	6.4
	1,275.00	021500	2.0		2,150.00	013600	2.2
	1,400.00	000100	1.0	Wtd. Avg. Base & Total Tons	2,800.00	000100	11.4
	2,000.00	000100	6.0		585.74		1,279.1
	2,400.00	000100	5.0	Teroldego	450.00	000100	94.0
Wtd. Avg. Base & Total Tons	612.42		325.0		475.00	070430	93.5
					550.00	000100	146.6
Souzao	550.06	000100	75.9		571.43	021500	1.8
	800.00	000100	0.6		650.00	067605	1,582.0
	900.00	018100	25.8		665.00	067605	3,589.6
	900.00	052025	11.9		670.00	067605	78.7
	1,400.00	000100	0.5		700.00	000100	162.1
	1,450.00	000100	3.7		715.00	067605	1,619.4
	1,450.00	025450	1.0		715.00	067606	579.3
	2,150.00	013600	2.1		717.00	067605	461.9
Wtd. Avg. Base & Total Tons	725.84		121.5		750.00	000100	177.3
					800.00	000100	10.8
Syrah *	200.00	000100	192.7		800.00	018100	195.7
	200.00	025100	103.5		850.00	000100	126.2
	260.00	000100	95.7		850.00	014100	2.6
	300.00	017200	59.0		875.00	000100	102.3
	325.00	000100	25.1		900.00	000100	4.3
	350.00	000100	23.2		1,200.00	000100	6.2
	385.00	000100	23.4	Wtd. Avg. Base & Total Tons	682.03		9,034.3
	400.00	000100	248.5				
	442.84	000100	1,019.1	Touriga Nacional *	115.00	000100	133.5
	450.00	000100	1,820.8		275.00	000100	17.0
	500.00	000100	1,226.0		300.00	020600	188.8
	500.00	067605	2,873.2		315.00	020800	88.3
	502.65	000100	1,515.9		325.00	000100	24.4
	525.00	000100	475.1		450.00	024800	155.4
	550.00	000100	3.2		450.00	067550	92.8
	600.00	000100	138.6		650.00	070418	529.3
	635.00	000100	92.9		700.00	000100	325.5
	650.00	021500	3.0		715.00	067606	480.0
	700.00	000100	168.9		1,300.00	000100	3.4
	800.00	018100	51.4		1,400.00	000100	4.6
	800.00	052025	116.5	Wtd. Avg. Base & Total Tons	566.82		2,052.0
	850.00	008900	5.7				
	850.00	018100	250.6	Zinfandel	240.00	006090	145.2
	850.00	052025	8.5		240.00	006650	656.0
	900.00	018100	219.6		240.00	008000	1,611.2
	1,000.00	000100	17.9		265.00	035000	86.7
	1,000.00	020800	19.1				
	1,080.00	000100	8.0				
	1,100.00	024500	12.6				
	1,300.00	013600	6.7				
	1,450.00	000100	37.0				
Wtd. Avg. Base & Total Tons	506.49		10,861.4				

TABLE 8: BASE PRICE PAID TO GROWERS FOR GRAPES CRUSHED AND DELIVERED TO CALIFORNIA PROCESSORS FROM THE 2020 CROP WITH BRIX FACTORS AND PURCHASED TONNAGE, BY TYPE, VARIETY, REPORTING DISTRICT WHERE GROWN, AND WEIGHTED AVERAGE BASE PRICE

District, Type, and Variety	Base Price	Brix	Tons	District, Type, and Variety	Base Price	Brix	Tons
	Per Ton	Factors			Per Ton	Factors	
	Dollars	Code ^a			Dollars	Code ^a	
DISTRICT 11 (Cont'd)					850.00	067961	2,957.0
Zinfandel (Cont'd)	275.00	000100	2,181.2		850.00	069478	57.8
	275.00	006500	553.8		900.00	000100	904.1
	275.00	009100	279.2		900.00	014100	26.0
	300.00	000100	1,118.7		900.00	018100	744.8
	315.00	000100	94.5		900.00	025100	356.7
	325.00	000100	1,944.7		900.00	052025	107.5
	325.00	006650	507.5		900.00	069468	45.9
	325.00	025100	64.9		909.00	052025	38.9
	350.00	000100	4,562.2		950.00	000100	44.8
	350.00	067605	223.7		950.00	013800	5.1
	400.00	000100	2,565.2		1,000.00	000100	120.0
	400.00	007600	41.9		1,000.00	025100	94.2
	425.00	000100	14.5		1,000.00	052025	71.8
	435.00	000100	23.8		1,003.00	069445	126.0
	450.00	000100	3,785.1		1,100.00	000100	1,540.4
	450.00	023000	519.3		1,100.00	052025	13.8
	450.00	024500	150.2		1,150.00	000100	37.7
	450.00	025100	323.7		1,200.00	000100	316.0
	450.00	069478	65.1		1,200.00	021000	2.8
	450.00	070430	109.3		1,200.00	025100	41.0
	475.00	000100	1,161.3		1,250.00	000100	12.4
	495.00	000100	336.5		1,300.00	000100	50.4
	500.00	000100	7,554.9		1,300.00	017600	14.0
	500.00	021200	1,354.5		1,325.00	021500	3.0
	500.00	023100	348.4		1,400.00	000100	216.2
	500.00	070430	49.4		1,400.00	017600	5.0
	515.00	000100	751.4		1,400.00	021500	1.5
	525.00	000100	725.4		1,425.00	000100	8.9
	550.00	000100	333.1		1,500.00	000100	19.3
	550.00	067605	15,846.2		1,500.00	027600	2.5
	550.00	067961	1,176.6		1,577.58	000100	18.4
	554.55	000100	6.0		1,600.00	000100	4.3
	565.00	067605	460.9		1,650.00	000100	7.8
	590.00	000100	253.8		1,700.00	008000	1.0
	600.00	000100	5,621.7		1,750.00	000100	8.2
	600.00	020800	2,777.0		1,750.00	011300	3.6
	600.00	021200	175.7		1,800.00	000100	28.9
	600.00	025100	368.4		1,950.00	000100	74.3
	600.00	067605	230.1		2,000.00	000100	5.2
	610.00	000100	162.3		2,200.00	013100	3.0
	615.00	067605	2,105.2		2,420.00	000100	23.1
	618.48	000100	2,346.3		2,500.00	000100	2.1
	625.00	000100	340.0		2,600.00	000100	10.2
	650.00	000100	1,821.7		2,750.00	000100	19.3
	650.00	067605	397.8		2,800.00	000100	29.9
	650.00	067961	421.8		3,600.00	000100	27.0
	650.00	069478	84.3		4,000.00	000100	8.3
	665.00	067605	525.2	Wtd. Avg. Base & Total Tons	589.86		97,122.2
	665.00	069478	51.9				
	675.00	025100	60.9	Other Red ^b	350.00	000100	43.9
	680.00	000100	162.7		500.00	000100	3.5
	700.00	000100	1,216.6		1,300.00	000100	3.0
	700.00	020800	437.0		1,400.00	000100	2.1
	700.00	025100	17.3		1,400.00	017600	2.3
	700.00	067605	627.1		1,450.00	000100	2.9
	700.00	067961	544.4	Wtd. Avg. Base & Total Tons	543.85		57.7
	710.00	014550	3.5				
	713.00	000100	3,833.3	DISTRICT 12			
	720.00	067605	523.9	WINE GRAPES (WHITE)			
	725.00	000100	95.2	Burger *	275.00	000400	712.6
	735.00	000100	315.1	Wtd. Avg. Base & Total Tons	275.00		712.6
	750.00	000100	1,420.5				
	750.00	067955	2,148.9	Chardonnay *	265.00	000100	23.0
	750.00	067961	1,760.3		375.00	000100	297.9
	750.00	069478	155.5		390.00	018900	415.3
	760.00	000100	52.8		400.00	000100	3,291.3
	775.00	000100	1,089.6		400.00	017200	120.5
	800.00	000100	1,995.3		400.00	018800	876.6
	800.00	013600	1.0		400.00	045460	91.5
	800.00	020800	2,011.1		425.00	000100	4,367.4
	825.00	000100	47.6		425.00	045460	983.7
	850.00	000100	927.1		440.00	018900	711.8

TABLE 8: BASE PRICE PAID TO GROWERS FOR GRAPES CRUSHED AND DELIVERED TO CALIFORNIA PROCESSORS FROM THE 2020 CROP WITH BRIX FACTORS AND PURCHASED TONNAGE, BY TYPE, VARIETY, REPORTING DISTRICT WHERE GROWN, AND WEIGHTED AVERAGE BASE PRICE

District, Type, and Variety	Base Price	Brix	Tons	District, Type, and Variety	Base Price	Brix	Tons
	Per Ton	Factors			Per Ton	Factors	
	Dollars	Code ^a			Dollars	Code ^a	
DISTRICT 12 (Cont'd)							
Chardonnay * (Cont'd)	450.00	000100	2,812.0	Viognier	350.00	024500	262.9
	450.00	018800	2,978.3		400.00	000100	93.2
	460.00	054496	631.1		450.00	000100	802.8
	465.00	054650	45.6		450.00	026800	748.2
	471.00	013600	371.9	Wtd. Avg. Base & Total Tons	433.77		1,907.1
	475.00	045460	153.8	White Riesling *	373.70	048175	70.8
	485.00	013800	293.2		400.00	000100	562.4
	496.00	000100	86.1		850.00	000100	1.4
	500.00	000100	435.6	Wtd. Avg. Base & Total Tons	398.06		634.6
	510.00	000100	433.6	WINE GRAPES (RED)			
	540.79	000100	8,407.0	Aglianico	990.00	000100	6.5
	550.00	000100	3,304.4		1,000.00	014550	0.5
	765.00	000100	11.4	Wtd. Avg. Base & Total Tons	990.71		7.0
Wtd. Avg. Base & Total Tons	474.61		31,143.0	Alicante Bouschet *	950.00	000100	8.3
Chenin Blanc	325.00	013600	1,424.4	Wtd. Avg. Base & Total Tons	950.00		8.3
	385.00	000100	13.1	Barbera	365.00	020600	345.5
	390.00	036590	1,634.6		1,500.00	000100	1.8
Wtd. Avg. Base & Total Tons	359.84		3,072.1	Wtd. Avg. Base & Total Tons	370.88		347.3
Malvasia Bianca	400.00	000100	170.9	Cabernet Sauvignon	80.00	017600	1,357.4
	500.00	000100	43.2		265.00	024500	45.6
Wtd. Avg. Base & Total Tons	420.18		214.1		315.00	024500	672.6
Muscat Orange	400.00	000100	115.3		350.00	000100	1,904.1
	450.00	000100	92.5		350.00	017200	1,431.7
	500.00	000100	691.8		350.00	024500	76.6
	1,200.00	000100	0.4		365.00	067605	796.7
Wtd. Avg. Base & Total Tons	482.36		900.0		400.00	024300	529.7
Muscat of Alexandria	265.00	007900	1,831.4		400.00	064535	2,167.4
	290.00	006500	163.8		400.00	067605	1,203.9
	300.00	000100	1,789.2		415.00	067604	247.2
	325.00	000100	126.3		425.00	067604	3,254.5
	350.00	000100	542.4		425.00	067605	868.1
Wtd. Avg. Base & Total Tons	292.04		4,453.1		450.00	000100	81.3
Pinot Gris *	350.00	000100	926.9		450.00	064535	840.6
	350.00	010700	114.5		475.00	000100	2,979.4
	400.00	000100	41.0		475.00	056900	173.2
	400.00	013400	338.9		475.00	061300	374.4
	400.00	043720	78.4		500.00	000100	495.5
	415.00	010700	530.5		500.00	021200	2,069.1
	425.00	000100	3,305.9		508.70	021200	403.5
	425.00	013400	3,866.5		508.70	023100	277.0
	450.00	009000	7,680.1		515.00	067605	763.3
	460.00	009000	810.1		521.00	000100	239.4
	465.00	010610	291.0		521.00	023100	727.6
	465.00	039890	393.2		525.00	064535	501.8
	471.00	009300	262.9		535.00	069445	359.6
	475.00	000100	3,229.7		550.00	000100	214.1
	490.00	010600	651.5		550.00	020800	1,108.5
	490.00	010610	198.5		560.00	000100	4,306.0
	500.00	000100	85.2		565.00	000100	1,882.4
	550.00	000100	521.8		565.00	067605	4,264.8
	550.00	043720	900.8		585.00	067607	3,510.8
	575.00	017000	55.2		600.00	000100	2,099.3
	700.00	000100	2,117.3		900.00	000100	615.8
Wtd. Avg. Base & Total Tons	468.80		26,399.9	Wtd. Avg. Base & Total Tons	485.12		42,842.9
Sauvignon Blanc	450.00	000100	1,135.6	Grenache *	250.00	000100	23.5
	500.00	000100	755.6		375.00	000100	98.5
	500.00	037437	2,401.2		425.00	020800	58.1
	550.00	000100	1,087.4		440.00	054880	199.7
	900.00	013600	4.2		465.00	019000	220.2
Wtd. Avg. Base & Total Tons	499.86		5,384.0		500.00	014550	0.5
Symphony	265.00	007900	1,629.3		625.00	000100	192.7
Wtd. Avg. Base & Total Tons	265.00		1,629.3	Wtd. Avg. Base & Total Tons	1,400.00	000100	6.1
Verdelho	1,750.00	000100	2.4		484.17		799.3
Wtd. Avg. Base & Total Tons	1,750.00		2.4	Malbec	300.00	000100	2,145.8
					300.00	017200	315.3
					475.00	000100	302.3
				Wtd. Avg. Base & Total Tons	319.14		2,763.4

TABLE 8: BASE PRICE PAID TO GROWERS FOR GRAPES CRUSHED AND DELIVERED TO CALIFORNIA PROCESSORS FROM THE 2020 CROP WITH BRIX FACTORS AND PURCHASED TONNAGE, BY TYPE, VARIETY, REPORTING DISTRICT WHERE GROWN, AND WEIGHTED AVERAGE BASE PRICE

District, Type, and Variety	Base Price	Brix	Tons	District, Type, and Variety	Base Price	Brix	Tons
	Per Ton	Factors			Per Ton	Factors	
	Dollars	Code ^a			Dollars	Code ^a	
DISTRICT 12 (Cont'd)							
Merlot	300.00	000100	306.0		600.00	064535	520.3
	300.00	017200	320.8		750.00	013600	7.8
	300.00	024500	136.9		1,500.00	017200	2.6
	325.00	017200	283.7		1,650.00	000100	7.4
	350.00	017200	628.0	Wtd. Avg. Base & Total Tons	451.74		9,979.2
	375.00	067605	1,930.5				
	425.00	067605	2,426.1	Pinot Noir	210.00	000100	15.0
	450.00	000100	481.7		275.00	064535	508.9
	450.00	064535	1,131.5		300.00	000100	298.1
	471.00	023100	163.6		300.00	017200	768.3
	475.00	000100	191.7		350.00	000100	46.2
	500.00	000100	3.2		350.00	017200	2,410.6
	500.00	067605	390.4		350.00	022700	607.8
	515.00	067607	471.7		415.00	067525	476.7
	560.00	000100	1,810.2		445.00	067607	433.2
	565.00	000100	1,427.3		450.00	022700	1,707.3
	585.00	067607	1,434.6	450.00	059700	1,730.9	
	590.00	067605	1,191.1	525.00	000100	428.2	
	600.00	000100	17.8	550.00	000100	378.0	
	Wtd. Avg. Base & Total Tons	474.86		14,746.8	680.00	000100	334.4
				407.50		10,143.6	
Mission	800.00	013600	5.1	Primitivo	1,100.00	027800	3.8
	2,500.00	000100	1.0		1,500.00	027800	1.2
Wtd. Avg. Base & Total Tons	1,078.69		6.1	Wtd. Avg. Base & Total Tons	1,196.00		5.0
Montepulciano	400.00	060905	159.5	Rubired *	225.00	026500	3,523.4
	950.00	000100	49.1		250.00	060453	259.0
	990.00	000100	12.4		265.00	060410	675.0
	1,000.00	014550	0.5		265.00	064005	1,589.8
	1,200.00	027600	2.0	Wtd. Avg. Base & Total Tons	300.00	017200	733.1
Wtd. Avg. Base & Total Tons	562.06		223.5	Wtd. Avg. Base & Total Tons	247.43		6,780.3
Muscat Hamburg *	475.00	000100	35.1	Ruby Cabernet	250.00	067190	2,948.5
	550.00	000100	66.2		400.00	052005	682.9
	750.00	000100	4.0	Wtd. Avg. Base & Total Tons	278.21		3,631.4
Wtd. Avg. Base & Total Tons	532.60		105.3				
Nero D'Avola *	990.00	000100	5.7	Sagrantino	990.00	000100	12.1
	1,200.00	000100	2.0	Wtd. Avg. Base & Total Tons	990.00		12.1
	Wtd. Avg. Base & Total Tons	1,044.55		7.7			
Petit Verdot	115.00	000100	13.3	Sangiovese *	1,000.00	013600	2.5
	400.00	064535	508.7	Wtd. Avg. Base & Total Tons	1,000.00		2.5
	500.00	064535	585.9				
	515.00	067605	1,320.5	Syrah *	300.00	024500	261.3
	572.47	000100	367.3		325.00	000100	617.0
	585.00	067607	2,573.2		350.00	067605	435.3
	590.00	067605	522.9		375.00	000100	129.2
	600.00	000100	20.4		400.00	000100	146.1
	600.00	020800	149.4		400.00	064535	193.6
	600.00	069445	46.3		450.00	000100	228.1
	800.00	000100	86.7		496.00	021200	541.6
	850.00	000100	0.8		650.00	000100	52.7
	Wtd. Avg. Base & Total Tons	549.09		6,195.4	Wtd. Avg. Base & Total Tons	392.44	
Petite Sirah	100.00	017200	664.0	Tannat	300.00	000100	900.3
	115.00	000100	16.2	Wtd. Avg. Base & Total Tons	1,100.00	025300	2.3
	325.00	000100	920.7		302.04		902.6
	350.00	017200	2,186.5				
	400.00	064535	351.8	Tempranillo *	300.00	024400	2,727.1
	496.00	000100	81.5	Wtd. Avg. Base & Total Tons	300.00		2,727.1
	500.00	000100	40.7				
	500.00	064535	682.7	Teroldego	521.00	023100	209.3
	515.00	067605	1,613.0		540.00	067605	501.1
	539.10	000100	50.5		560.00	000100	170.8
	539.10	023100	423.7		585.00	067607	547.7
	585.00	067607	2,007.4		600.00	000100	18.9
	590.00	067605	385.1	Wtd. Avg. Base & Total Tons	557.42		1,447.8
	600.00	000100	17.3				
	585.00	067607	2,007.4	Zinfandel	240.00	000100	110.8
590.00	067605	385.1		240.00	006075	154.9	
600.00	000100	17.3		250.00	007600	244.4	
				275.00	000100	919.2	

TABLE 8: BASE PRICE PAID TO GROWERS FOR GRAPES CRUSHED AND DELIVERED TO CALIFORNIA PROCESSORS FROM THE 2020 CROP WITH BRIX FACTORS AND PURCHASED TONNAGE, BY TYPE, VARIETY, REPORTING DISTRICT WHERE GROWN, AND WEIGHTED AVERAGE BASE PRICE

District, Type, and Variety	Base Price	Brix	Tons	District, Type, and Variety	Base Price	Brix	Tons
	Per Ton	Factors			Per Ton	Factors	
	Dollars	Code ^a			Dollars	Code ^a	
DISTRICT 12 (Cont'd)					473.36	000100	1,122.5
Zinfandel (Cont'd)	275.00	009100	99.7		500.00	000100	195.7
	300.00	000100	942.4	Wtd. Avg. Base & Total Tons	393.80		75,238.7
	300.00	036480	248.0				
	350.00	000100	454.2	Chenin Blanc	250.00	000100	1,401.4
	475.00	000100	67.9		300.00	000100	602.1
	500.00	067961	255.7		300.00	007500	817.8
	650.00	013600	6.6		300.00	007600	625.3
	750.00	000100	2.5		310.00	000100	244.1
Wtd. Avg. Base & Total Tons	1,750.00	000100	8.7		315.00	007600	712.0
	313.70		3,515.0		325.00	000100	3,446.1
					325.00	013600	1,964.6
Other Red ^b	350.00	000100	25.6		325.00	037680	650.6
	375.00	000100	126.6		340.00	007600	6,223.8
	400.00	060905	914.4		350.00	000100	636.2
Wtd. Avg. Base & Total Tons	395.83		1,066.6	Wtd. Avg. Base & Total Tons	800.00	010900	1.1
					321.70		17,325.1
DISTRICT 13							
RAISIN GRAPES				French Colombard	175.00	009000	42.2
Fiesta	235.00	001700	945.3		215.00	009000	24.2
	240.00	000100	1,788.9		225.00	010600	579.5
	250.00	005400	4,662.4		250.00	001400	2,454.2
Wtd. Avg. Base & Total Tons	245.66		7,396.6		275.00	000100	52,104.0
					285.00	000100	9,923.2
Thompson Seedless	215.00	009000	1,665.1		285.00	009000	78,630.2
	250.00	000100	10,668.6		285.00	037680	43,260.7
	250.00	001000	120.6		290.00	000100	456.1
	250.00	005700	1,064.6		290.00	007600	1,424.1
	250.00	009100	1,278.9		290.00	009100	137.7
	250.00	009300	526.4		300.00	000100	13,079.1
	250.00	009400	446.3		300.00	009000	1,171.9
	270.00	000100	102.4		300.00	011100	4,239.0
	300.00	000100	4,870.0		300.00	037680	15,797.1
	404.00	040770	46.5		302.23	000100	875.1
Wtd. Avg. Base & Total Tons	259.35		20,789.4		312.20	000100	2,557.4
					315.00	000100	5,292.8
					325.00	000100	1,910.0
WINE GRAPES (WHITE)					325.00	009670	803.4
Albarino	500.00	000100	8.6		340.00	013800	263.8
Wtd. Avg. Base & Total Tons	500.00		8.6		350.00	000100	744.3
				Wtd. Avg. Base & Total Tons	286.24		235,770.0
Burger *	260.00	000400	136.3				
	265.00	000400	5,560.5	Grenache Blanc	1,200.00	000100	6.6
	265.00	005320	8,495.7		1,350.00	000100	2.1
	271.95	004500	2,632.4	Wtd. Avg. Base & Total Tons	1,236.21		8.7
	280.00	005320	1,295.6				
Wtd. Avg. Base & Total Tons	267.04		18,120.5	Malvasia Bianca	650.00	013600	3.0
				Wtd. Avg. Base & Total Tons	650.00		3.0
Chardonnay *	225.00	045460	146.8				
	300.00	016800	2,919.0	Marsanne	1,200.00	000100	18.1
	300.00	017200	39.2	Wtd. Avg. Base & Total Tons	1,200.00		18.1
	365.00	010700	2,303.1				
	365.00	012900	18,671.0	Muscat Blanc *	300.00	017200	199.8
	375.00	000100	2,475.4		350.00	000100	24.3
	375.00	045460	775.9		375.00	012550	332.0
	395.00	010700	1,314.7		390.00	000100	1,652.1
	400.00	000100	13,911.3		400.00	000100	1,094.3
	400.00	010700	6,192.9		412.50	000100	355.8
	400.00	011200	416.7		415.00	009000	118.3
	400.00	017200	118.5		425.00	000100	937.6
	400.00	045460	1,010.4		450.00	000100	229.0
	406.86	011100	1,300.1		450.00	013100	19.6
	410.00	010700	955.4		450.00	017000	475.4
	415.00	010700	4,018.2		475.00	000100	107.7
	415.00	015300	1,793.0	Wtd. Avg. Base & Total Tons	405.03		5,545.9
	425.00	000100	3,286.0				
	425.00	009400	170.2	Muscat Orange	325.00	000100	149.3
	425.00	011200	968.3		450.00	000100	581.5
	425.00	012610	1,145.7		475.00	000100	16.0
	425.00	013600	2,150.4	Wtd. Avg. Base & Total Tons	425.55		746.8
	425.00	045460	4,601.3				
	449.71	000100	1,196.1	Muscat of Alexandria	250.00	000100	1,653.6
	450.00	001400	1,160.9		250.00	009000	3,971.6
	450.00	045460	880.0				

TABLE 8: BASE PRICE PAID TO GROWERS FOR GRAPES CRUSHED AND DELIVERED TO CALIFORNIA PROCESSORS FROM THE 2020 CROP WITH BRIX FACTORS AND PURCHASED TONNAGE, BY TYPE, VARIETY, REPORTING DISTRICT WHERE GROWN, AND WEIGHTED AVERAGE BASE PRICE

District, Type, and Variety	Base Price	Brix	Tons	District, Type, and Variety	Base Price	Brix	Tons
	Per Ton	Factors			Per Ton	Factors	
	Dollars	Code ^a			Dollars	Code ^a	
DISTRICT 13 (Cont'd)							
Muscat of Alexandria (Cont'd)	260.00	000800	4,880.0	Triplett Blanc	235.00	012900	7,627.8
	260.00	006500	5,139.2		240.00	007800	1,659.9
	260.00	007900	2,248.8	Wtd. Avg. Base & Total Tons	235.89		9,287.7
	265.00	000800	875.5				
	265.00	007900	41,802.0	Viognier	300.00	017000	16.0
	267.00	007900	4,440.9		400.00	000100	44.0
	275.00	000100	1,222.9		600.00	026700	15.1
	279.04	000100	4,190.6		1,200.00	000100	2.8
	280.00	000100	1,255.0	Wtd. Avg. Base & Total Tons	446.98		77.9
	280.00	000800	1,287.4				
	280.00	011100	361.3	Other White ^b	99.00	000100	569.1
	300.00	000100	22,948.4	Wtd. Avg. Base & Total Tons	99.00		569.1
	300.00	013600	101.7	WINE GRAPES (RED)			
	300.00	055910	3,512.4	Alicante Bouschet *	285.94	000100	2.5
	305.00	000100	1,517.0		300.00	067180	271.9
	305.00	011300	426.7		800.00	000100	2.0
	310.00	006500	1,084.6	Wtd. Avg. Base & Total Tons	303.49		276.4
	325.00	000100	1,416.9				
	350.00	000100	9,718.9	Arinarnoa	300.00	017200	563.4
	350.00	055910	7,735.1	Wtd. Avg. Base & Total Tons	300.00		563.4
	375.00	000100	24.7				
	400.00	000100	4,774.2	Barbera	175.00	000100	214.8
	450.00	000100	152.2		250.00	000100	366.9
Wtd. Avg. Base & Total Tons	290.86		126,741.6		250.00	012900	379.2
					290.00	000100	1,789.2
Palomino *	250.00	000100	555.4		300.00	000100	1,354.9
	1,800.00	013400	9.8		300.00	011100	372.9
Wtd. Avg. Base & Total Tons	276.88		565.2		300.00	020600	13,123.5
					310.00	020600	5,542.1
Picpoul Blanc	1,200.00	000100	3.7		315.00	020600	876.4
Wtd. Avg. Base & Total Tons	1,200.00		3.7		325.00	000100	657.8
					325.00	009300	110.6
Pinot Gris *	265.00	000100	204.5		325.00	016100	423.6
	300.00	000100	1.6		350.00	000100	2,086.4
	365.00	008900	94.1		365.00	018800	8,161.8
	375.00	000100	1,235.8		365.00	020600	25.5
	400.00	009300	247.0		450.00	000100	14.5
	425.00	000100	7,309.9	Wtd. Avg. Base & Total Tons	318.45		35,500.1
	425.00	009300	218.9				
	425.00	013400	2,033.4	Cabernet Dorsa	300.00	000100	724.7
	433.82	009300	114.8		300.00	017200	134.8
	440.00	009000	136.2	Wtd. Avg. Base & Total Tons	300.00		859.5
	445.00	009000	11,945.4				
	450.00	000100	492.3	Cabernet Franc	250.00	024400	14.1
	450.00	009000	26,678.7		325.00	000100	27.2
	450.00	040240	3,998.4	Wtd. Avg. Base & Total Tons	299.39		41.3
	469.14	000100	990.6				
	475.00	000100	14.8	Cabernet Sauvignon	100.00	000100	2.8
	496.57	000100	508.0		150.00	017400	447.2
	525.00	009300	1,848.5		150.00	024500	229.9
	525.00	009400	126.1		200.00	013600	3.4
	530.25	001700	22.9		250.00	000100	281.0
Wtd. Avg. Base & Total Tons	445.53		58,221.9		300.00	000100	561.1
					300.00	022500	1,023.8
Roussanne	1,200.00	000100	7.6		315.00	024400	73.9
Wtd. Avg. Base & Total Tons	1,200.00		7.6		340.00	024400	401.6
					350.00	000100	3,871.0
Sauvignon Blanc	350.00	000100	553.9		350.00	064535	716.8
	365.00	007600	167.5		365.00	024400	3,599.5
	400.00	000100	235.9		365.00	067605	11,076.7
	425.00	000100	157.9		375.00	001900	237.6
	500.00	000100	187.1		375.00	017400	495.5
	550.00	000100	559.7		390.00	000100	564.0
	550.00	012900	219.2		400.00	000100	5,334.2
Wtd. Avg. Base & Total Tons	450.90		2,081.2		400.00	024300	2,377.9
					400.00	024400	2,234.5
Symphony	265.00	007900	5,490.1		400.00	064535	7,666.0
	265.00	008000	2,392.3		415.00	024400	71.2
	300.00	000100	966.8		437.32	000100	952.9
Wtd. Avg. Base & Total Tons	268.82		8,849.2		450.00	000100	2,927.9
					490.00	002200	4,405.7
					600.00	000100	340.6
					1,000.00	000100	27.2
				Wtd. Avg. Base & Total Tons	389.89		49,923.9

TABLE 8: BASE PRICE PAID TO GROWERS FOR GRAPES CRUSHED AND DELIVERED TO CALIFORNIA PROCESSORS FROM THE 2020 CROP WITH BRIX FACTORS AND PURCHASED TONNAGE, BY TYPE, VARIETY, REPORTING DISTRICT WHERE GROWN, AND WEIGHTED AVERAGE BASE PRICE

District, Type, and Variety	Base Price	Brix	Tons	District, Type, and Variety	Base Price	Brix	Tons
	Per Ton	Factors			Per Ton	Factors	
	Dollars	Code ^a			Dollars	Code ^a	
DISTRICT 13 (Cont'd)							
Carignane	165.00	022600	23.4	Petit Verdot	350.00	024400	14.0
	250.00	016800	171.3		425.00	000100	538.0
	265.00	020600	107.2		450.00	000100	226.9
	290.00	000100	1.9	Wtd. Avg. Base & Total Tons	430.93		778.9
	290.00	020600	599.8	Petite Sirah	300.00	023100	275.7
	300.00	000100	363.4		350.00	000100	744.7
	300.00	052005	1,943.8		425.00	000100	698.7
	1,000.00	000100	6.0		475.00	000100	123.4
Wtd. Avg. Base & Total Tons	294.62		3,216.8		500.00	023400	184.7
Counoise	1,350.00	000100	1.0	Wtd. Avg. Base & Total Tons	390.33		2,027.2
Wtd. Avg. Base & Total Tons	1,350.00		1.0	Pinot Noir	250.00	000100	8.8
Gamay (Napa) *	925.00	000100	9.2		300.00	000100	102.3
Wtd. Avg. Base & Total Tons	925.00		9.2		325.00	020600	5,575.0
Grenache *	325.00	000100	33.6		350.00	017200	5,434.0
	325.00	009670	11,752.0		400.00	000100	38.3
	350.00	000100	749.5		490.00	001900	66.1
	350.00	013600	1.0	Wtd. Avg. Base & Total Tons	500.00	000100	42.6
	350.00	023100	260.6	Rubired *	115.00	000100	288.4
	350.00	024500	173.9		115.00	020800	21.1
	350.00	037680	7,539.7		225.00	060402	4,123.9
	365.00	009000	1,046.2		225.00	060404	16,289.5
	430.00	001900	161.2		225.00	060410	1,275.2
	1,200.00	000100	6.7		240.00	026500	1,147.8
Wtd. Avg. Base & Total Tons	338.02		21,724.4		240.00	060410	1,239.2
Malbec	275.00	016100	107.3		240.00	060453	4,047.1
	300.00	000100	210.0		240.00	067402	16.4
	475.00	020800	938.4		245.00	060453	540.4
	1,000.00	013600	2.0		245.00	067402	3,012.9
Wtd. Avg. Base & Total Tons	429.55		1,257.7		250.00	000100	1,039.1
Merlot	100.00	000100	88.8		250.00	026500	998.2
	250.00	000100	768.4		250.00	060410	10,805.5
	300.00	000100	677.2		250.00	060453	744.7
	325.00	000100	1,632.8		250.00	063452	317.2
	325.00	017200	489.4		255.00	060410	2,035.5
	325.00	017400	180.2		260.00	020600	4,810.0
	350.00	000100	1,248.2		260.00	060410	309.5
	365.00	024400	1,013.9		260.00	063452	1,155.0
	375.00	067605	9,625.1		265.00	000100	7,260.7
	385.00	024500	610.7		265.00	048120	1,426.7
	400.00	000100	0.8		265.00	058664	7,494.3
	400.00	060905	5,043.1		265.00	060410	34,606.4
	425.00	000100	734.7		265.00	060453	1,477.2
	430.00	000100	62.9		265.00	062414	1,085.7
	440.00	002200	1,611.2		265.00	067171	3,701.5
Wtd. Avg. Base & Total Tons	372.87		23,787.4		275.00	000100	3,115.5
Mission	100.00	001900	38.1		275.00	001900	5,238.7
	250.00	000100	657.2		275.00	052005	14,559.2
Wtd. Avg. Base & Total Tons	241.78		695.3		275.00	058664	1,253.3
Mourvedre *	450.00	042690	21.6		277.25	001900	701.2
	1,200.00	000100	2.8		277.75	001900	7,534.1
Wtd. Avg. Base & Total Tons	536.07		24.4		280.00	060410	2,749.4
Muscat Hamburg *	475.00	000100	837.5		290.00	000100	1,357.5
Wtd. Avg. Base & Total Tons	475.00		837.5		290.00	062442	1,710.1
Nebbiolo	325.00	000100	60.8		300.00	000100	2,390.4
	450.00	000100	20.8		300.00	001900	739.5
Wtd. Avg. Base & Total Tons	356.86		81.6		300.00	017200	309.5
Nero D'Avola *	3,550.00	000100	1.6		300.00	052005	1,839.8
Wtd. Avg. Base & Total Tons	3,550.00		1.6	Wtd. Avg. Base & Total Tons	262.80		161,000.3
				Ruby Cabernet	240.00	022700	1,245.2
					240.00	024300	516.1
					250.00	000100	500.0
					250.00	052005	471.2
					250.00	067220	1,476.3

TABLE 8: BASE PRICE PAID TO GROWERS FOR GRAPES CRUSHED AND DELIVERED TO CALIFORNIA PROCESSORS FROM THE 2020 CROP WITH BRIX FACTORS AND PURCHASED TONNAGE, BY TYPE, VARIETY, REPORTING DISTRICT WHERE GROWN, AND WEIGHTED AVERAGE BASE PRICE

District, Type, and Variety	Base Price	Brix	Tons	District, Type, and Variety	Base Price	Brix	Tons
	Per Ton	Factors			Per Ton	Factors	
	Dollars	Code ^a			Dollars	Code ^a	
DISTRICT 13 (Cont'd)					275.00	005400	171.2
Ruby Cabernet (Cont'd)	265.00	067190	2,171.9		275.00	005850	6,622.5
	275.00	021200	608.0		285.00	005850	1,800.3
	275.00	052005	1,297.2		285.00	033690	2,713.1
	300.00	000100	1,915.9		290.00	005850	190.2
	300.00	052005	1,666.8		300.00	036480	19,840.4
	325.00	000100	104.9		315.00	005350	7,418.2
	350.00	052005	1,146.0		315.00	006025	10,148.9
Wtd. Avg. Base & Total Tons	277.76		13,119.5		325.00	000100	7,675.4
					325.00	006830	1,225.1
Sangiovese *	340.00	020600	553.3		325.00	036480	7,812.9
	425.00	000100	52.9		350.00	000100	1,770.1
	800.00	013400	1.5		350.00	007600	805.5
	1,000.00	021200	1.5		350.00	036480	11,224.8
Wtd. Avg. Base & Total Tons	350.14		609.2		375.00	000100	4,236.4
					450.00	064535	2,001.5
Segalin	300.00	017200	850.9		650.00	013600	0.8
Wtd. Avg. Base & Total Tons	300.00		850.9		2,000.00	024500	2.0
				Wtd. Avg. Base & Total Tons	301.08		120,475.8
Souzao	300.00	017200	943.7				
Wtd. Avg. Base & Total Tons	300.00		943.7	Other Red ^b	300.00	017200	1,549.6
					600.00	013600	0.5
Syrah *	100.00	000100	3.1	Wtd. Avg. Base & Total Tons	300.10		1,550.1
	250.00	000100	1,151.0				
	275.00	000100	780.9	DISTRICT 14			
	300.00	000100	911.9	RAISIN GRAPES			
	300.00	060905	3,661.9	Thompson Seedless	180.00	000100	783.8
	325.00	000100	1,795.1		185.00	000100	1,238.9
	325.00	063540	1,376.1	Wtd. Avg. Base & Total Tons	183.06		2,022.7
	325.00	063560	1,099.5				
	340.00	063800	3,050.3	TABLE GRAPES			
	350.00	000100	1,531.5	Arra	180.00	000100	79.2
	350.00	060905	538.3	Wtd. Avg. Base & Total Tons	180.00		79.2
	400.00	000100	6,311.8				
	425.00	000100	1,501.2	Autumn King	125.00	000100	860.4
	450.00	000100	5.2	Wtd. Avg. Base & Total Tons	125.00		860.4
Wtd. Avg. Base & Total Tons	345.29		23,717.8				
				Ivory Seedless	180.00	000100	238.3
Tannat	425.00	000100	149.9	Wtd. Avg. Base & Total Tons	180.00		238.3
	450.00	000100	376.5				
Wtd. Avg. Base & Total Tons	442.88		526.4	Scarlet Royal	180.00	000100	885.7
				Wtd. Avg. Base & Total Tons	180.00		885.7
Tempranillo *	300.00	017200	1,680.8				
	302.81	000100	2.7	Sugraone *	180.00	000100	54.0
	365.00	067190	1,507.0		185.00	000100	29.4
	550.00	000100	2.3	Wtd. Avg. Base & Total Tons	181.76		83.4
Wtd. Avg. Base & Total Tons	330.86		3,192.8				
				Other Table ^b	180.00	000100	4.9
Teroldego	300.00	000100	767.6		185.00	000100	103.6
	300.00	060905	519.8	Wtd. Avg. Base & Total Tons	184.77		108.5
Wtd. Avg. Base & Total Tons	300.00		1,287.4				
				WINE GRAPES (WHITE)			
Tinta Cao	168.00	000100	61.1	Burger *	265.00	005320	3,127.4
	325.00	067190	420.0	Wtd. Avg. Base & Total Tons	265.00		3,127.4
Wtd. Avg. Base & Total Tons	305.06		481.1				
				Chardonnay *	400.00	000100	5,678.5
Touriga Nacional *	168.00	000100	117.3		400.00	017200	9,200.4
	300.00	000100	1,224.8		400.00	045460	3,012.2
	325.00	067190	420.0		425.00	000100	1,085.1
Wtd. Avg. Base & Total Tons	297.17		1,762.1		445.00	009400	972.6
					600.00	000100	1,463.6
Zinfandel	175.00	000100	32.6		600.00	010700	330.6
	190.00	000100	844.0	Wtd. Avg. Base & Total Tons	419.76		21,743.0
	225.00	000100	393.7				
	230.00	006275	6,498.0	French Colombard	250.00	000100	631.3
	240.00	000100	1,591.7		250.00	010600	1,396.3
	240.00	006100	274.5		275.00	000100	4,293.1
	245.00	000100	155.0		285.00	009000	18,462.6
	250.00	006100	3,422.6		285.00	037680	4,579.0
	250.00	036480	1,662.6		296.92	000100	1,152.0
	255.00	033680	7,748.7		300.00	011100	2,448.6
	265.00	000100	1,383.7		350.00	011100	2,942.1
	275.00	000100	759.2		365.00	000100	2,056.9
	275.00	000400	10,050.2	Wtd. Avg. Base & Total Tons	292.70		37,961.9

TABLE 8: BASE PRICE PAID TO GROWERS FOR GRAPES CRUSHED AND DELIVERED TO CALIFORNIA PROCESSORS FROM THE 2020 CROP WITH BRIX FACTORS AND PURCHASED TONNAGE, BY TYPE, VARIETY, REPORTING DISTRICT WHERE GROWN, AND WEIGHTED AVERAGE BASE PRICE

District, Type, and Variety	Base Price	Brix	Tons	District, Type, and Variety	Base Price	Brix	Tons
	Per Ton	Factors			Per Ton	Factors	
	Dollars	Code ^a			Dollars	Code ^a	
DISTRICT 14 (Cont'd)							
Muscat Blanc *	400.00	000100	2,520.5		245.00	032550	255.7
	400.00	017200	5,900.0		245.00	067403	355.2
Wtd. Avg. Base & Total Tons	400.00		8,420.5		250.00	000100	481.1
					250.00	060410	4,752.8
Muscat of Alexandria	225.00	009000	3,372.7		250.00	060453	1,152.4
	250.00	009000	5,121.6		265.00	000100	23.2
	255.00	007900	130.3		265.00	058664	3,364.3
	260.00	000800	669.5		268.00	060410	1,223.4
	265.00	007900	8,548.4		275.00	052005	1,014.7
	268.00	007800	1,757.5		282.50	000100	1,939.2
	268.00	007900	642.2		300.00	000100	1,089.4
	270.00	006500	1,454.6		300.00	017200	2,527.1
	270.00	007900	672.4	Wtd. Avg. Base & Total Tons	350.00	000100	25.4
	275.00	000800	922.4		256.54		23,894.0
	275.00	007900	2,090.4				
	300.00	000100	3,039.4	Ruby Cabernet	200.00	052005	976.2
	300.00	017000	977.6		250.00	000100	1,307.4
	325.00	000100	148.4		325.00	052005	597.4
Wtd. Avg. Base & Total Tons	264.36		29,547.4		350.00	000100	2,022.7
					350.00	022600	303.1
Pinot Gris *	425.00	000100	2,442.7	Wtd. Avg. Base & Total Tons	293.90		5,206.8
	425.00	013400	4,349.2				
	440.00	009000	2,782.1	Syrah *	300.00	060905	215.4
Wtd. Avg. Base & Total Tons	429.36		9,574.0		325.00	013100	71.4
				Wtd. Avg. Base & Total Tons	306.22		286.8
Sauvignon Blanc	350.00	000100	2,921.9				
	400.00	000100	447.2	Zinfandel	225.00	000100	914.3
Wtd. Avg. Base & Total Tons	356.64		3,369.1		300.00	000100	4,198.9
					300.00	009100	2,848.8
Other White ^b	180.00	000100	49.8		318.00	005350	4,068.0
	185.00	000100	5,494.8		325.00	036480	1,584.8
	200.00	012900	2,745.7		345.00	000100	1,038.4
Wtd. Avg. Base & Total Tons	189.94		8,290.3		350.00	007600	557.7
					375.00	000100	8,826.7
WINE GRAPES (RED)				Wtd. Avg. Base & Total Tons	332.49		24,037.6
Barbera	285.00	020600	206.6				
	365.00	018800	1,232.1	Other Red ^b	180.00	000100	816.5
	375.00	017200	1,607.3		185.00	000100	4,884.2
Wtd. Avg. Base & Total Tons	364.85		3,046.0	Wtd. Avg. Base & Total Tons	184.28		5,700.7
Cabernet Sauvignon	200.00	000100	103.8	DISTRICT 15			
	315.00	020600	94.3	WINE GRAPES (WHITE)			
	325.00	067605	7,390.2	Albarino	1,800.00	000100	0.8
	350.00	000100	1,264.6	Wtd. Avg. Base & Total Tons	1,800.00		0.8
	350.00	064535	861.2				
	390.00	000100	62.5	Chardonnay *	1,200.00	000100	2.5
Wtd. Avg. Base & Total Tons	329.43		9,776.6		1,400.00	017400	3.0
					1,800.00	000100	0.5
Grenache *	325.00	009670	1,746.4	Wtd. Avg. Base & Total Tons	1,350.00		6.0
	365.00	009000	1,198.8				
Wtd. Avg. Base & Total Tons	341.28		2,945.2	Muscat Blanc *	1,400.00	017400	1.0
				Wtd. Avg. Base & Total Tons	1,400.00		1.0
Merlot	350.00	000100	3,937.0				
	350.00	017200	3,195.8	Muscat of Alexandria	1,200.00	000100	1.5
Wtd. Avg. Base & Total Tons	350.00		7,132.8		1,800.00	000100	0.8
				Wtd. Avg. Base & Total Tons	1,408.70		2.3
Mission	450.00	000100	2.4				
Wtd. Avg. Base & Total Tons	450.00		2.4	Sauvignon Blanc	1,100.00	000100	1.0
				Wtd. Avg. Base & Total Tons	1,100.00		1.0
Petite Sirah	425.00	000100	306.2				
Wtd. Avg. Base & Total Tons	425.00		306.2	Viognier	1,200.00	000100	0.5
				Wtd. Avg. Base & Total Tons	1,200.00		0.5
Pinot Noir	350.00	000100	3,482.9				
Wtd. Avg. Base & Total Tons	350.00		3,482.9	Other White ^b	1,100.00	000100	1.0
					1,800.00	000100	0.9
Rubired *	100.00	020800	24.9	Wtd. Avg. Base & Total Tons	1,431.58		1.9
	115.00	020800	22.4				
	150.00	001900	498.3	WINE GRAPES (RED)			
	225.00	001900	420.9	Alicante Bouschet *	1,100.00	000100	1.8
	225.00	060404	4,723.6		1,200.00	021800	0.9
				Wtd. Avg. Base & Total Tons	1,133.33		2.7

TABLE 8: BASE PRICE PAID TO GROWERS FOR GRAPES CRUSHED AND DELIVERED TO CALIFORNIA PROCESSORS FROM THE 2020 CROP WITH BRIX FACTORS AND PURCHASED TONNAGE, BY TYPE, VARIETY, REPORTING DISTRICT WHERE GROWN, AND WEIGHTED AVERAGE BASE PRICE

District, Type, and Variety	Base Price	Brix	Tons	District, Type, and Variety	Base Price	Brix	Tons
	Per Ton	Factors			Per Ton	Factors	
	Dollars	Code ^a			Dollars	Code ^a	
DISTRICT 15 (Cont'd)					2,200.00	000100	2.5
Barbera	1,200.00	000100	1.0		2,200.00	011100	3.0
Wtd. Avg. Base & Total Tons	1,200.00		1.0	Wtd. Avg. Base & Total Tons	1,861.53		22.8
Cabernet Franc	1,000.00	017600	1.0	Arneis	1,980.00	011100	4.3
Wtd. Avg. Base & Total Tons	1,000.00		1.0		2,278.00	017000	0.9
Cabernet Sauvignon	1,200.00	000100	2.5		2,300.00	000100	21.1
	1,600.00	000100	1.0	Wtd. Avg. Base & Total Tons	2,246.93		26.3
	3,000.00	000100	0.4	Chardonnay *	1,100.00	013600	7.2
Wtd. Avg. Base & Total Tons	1,487.18		3.9		1,500.00	000100	0.9
Cinsaut *	1,200.00	000100	0.5		1,500.00	024500	0.5
Wtd. Avg. Base & Total Tons	1,200.00		0.5		1,600.00	000100	11.3
Grenache *	500.00	000100	6.8		1,700.00	000100	1.3
	1,100.00	000100	1.5		1,800.00	013600	0.3
	1,200.00	000100	2.8		1,850.00	011100	3.3
	1,200.00	014500	1.4		1,916.00	000100	12.8
	1,800.00	000100	2.9		1,976.00	000100	5.6
Wtd. Avg. Base & Total Tons	994.16		15.4	Wtd. Avg. Base & Total Tons	3,625.00	013600	2.0
Malbec	1,200.00	000100	1.5		1,770.46		46.2
Wtd. Avg. Base & Total Tons	1,200.00		1.5	Fiano	1,800.00	013400	5.0
Merlot	1,200.00	000100	4.5		2,300.00	000100	6.2
Wtd. Avg. Base & Total Tons	1,200.00		4.5	Wtd. Avg. Base & Total Tons	2,076.79		11.2
Mission	500.00	000100	34.0	Grenache Blanc	1,600.00	017000	2.8
Wtd. Avg. Base & Total Tons	500.00		34.0		2,000.00	000100	2.5
Pinot Noir	1,200.00	000100	1.5	Wtd. Avg. Base & Total Tons	1,788.68		5.3
	1,600.00	000100	1.1	Malvasia Bianca	1,800.00	013100	3.0
Wtd. Avg. Base & Total Tons	1,369.23		2.6	Wtd. Avg. Base & Total Tons	1,800.00		3.0
Sangiovese *	1,100.00	000100	0.4	Marsanne	1,500.00	000100	1.0
	2,000.00	025100	0.4	Wtd. Avg. Base & Total Tons	1,500.00		1.0
Wtd. Avg. Base & Total Tons	1,550.00		0.8	Muscat Blanc *	1,400.00	017400	2.2
Syrah *	1,200.00	000100	2.3		1,400.00	021000	0.7
	1,600.00	000100	1.5		1,425.00	000100	0.9
	1,800.00	000100	3.2		1,500.00	000100	0.1
	3,000.00	000100	0.4		1,600.00	000100	4.5
Wtd. Avg. Base & Total Tons	1,637.84		7.4		1,700.00	000100	6.6
Tannat	1,800.00	000100	1.8		2,300.00	000100	6.1
Wtd. Avg. Base & Total Tons	1,800.00		1.8	Wtd. Avg. Base & Total Tons	1,798.22		21.1
Tempranillo *	1,200.00	014500	1.8	Muscat Orange	1,700.00	013100	1.1
	1,800.00	000100	2.6	Wtd. Avg. Base & Total Tons	1,700.00		1.1
Wtd. Avg. Base & Total Tons	1,554.55		4.4	Pecorino	2,300.00	000100	18.6
Zinfandel	500.00	000100	55.8	Wtd. Avg. Base & Total Tons	2,300.00		18.6
	1,000.00	021800	0.8	Picpoul Blanc	1,500.00	013600	0.7
	1,100.00	000100	4.4		1,600.00	013100	1.0
	1,200.00	000100	2.8	Wtd. Avg. Base & Total Tons	1,558.82		1.7
	2,000.00	000100	10.0	Pinot Gris *	1,000.00	017000	0.5
	2,000.00	009549	2.0		1,300.00	013600	3.0
Wtd. Avg. Base & Total Tons	803.43		75.8		1,325.00	000100	5.2
Other Red ^b	1,200.00	021800	0.9		1,916.00	000100	3.7
	1,600.00	000100	0.7		1,950.00	000100	9.2
	1,800.00	000100	1.0		1,986.00	017000	3.4
Wtd. Avg. Base & Total Tons	1,538.46		2.6		2,000.00	000100	10.7
					2,300.00	000100	20.0
DISTRICT 16				Wtd. Avg. Base & Total Tons	1,983.33		55.7
WINE GRAPES (WHITE)				Roussanne	1,500.00	000100	4.8
Albarino	1,200.00	017600	1.3		1,500.00	017000	1.1
	1,500.00	000100	0.8		1,722.00	000100	7.1
	1,600.00	000100	7.9		1,800.00	022800	1.7
	1,800.00	000100	0.6	Wtd. Avg. Base & Total Tons	1,641.92		14.7
	1,892.89	013400	1.0	Sauvignon Blanc	1,300.00	013600	1.0
Wtd. Avg. Base & Total Tons	2,100.00	000100	5.7		1,425.00	000100	0.9

TABLE 8: BASE PRICE PAID TO GROWERS FOR GRAPES CRUSHED AND DELIVERED TO CALIFORNIA PROCESSORS FROM THE 2020 CROP WITH BRIX FACTORS AND PURCHASED TONNAGE, BY TYPE, VARIETY, REPORTING DISTRICT WHERE GROWN, AND WEIGHTED AVERAGE BASE PRICE

District, Type, and Variety	Base Price	Brix	Tons	District, Type, and Variety	Base Price	Brix	Tons
	Per Ton	Factors			Per Ton	Factors	
	Dollars	Code ^a			Dollars	Code ^a	
DISTRICT 16 (Cont'd)							
Sauvignon Blanc (Cont'd)	1,500.00	000100	3.2	Cabernet Franc	800.00	000100	2.0
	1,500.00	013800	3.8		1,400.00	017600	1.1
	1,500.00	017600	1.0		1,500.00	000100	7.3
	1,600.00	000100	4.3		1,500.00	013800	1.9
	1,600.00	020800	1.5		1,500.00	017600	0.5
	1,800.00	000100	1.0		1,500.00	027800	0.6
	1,828.00	000100	5.2		1,550.00	000100	1.0
	1,828.31	013400	1.0		1,600.00	017200	1.0
	1,850.00	000100	9.1		1,700.00	000100	2.5
	2,000.00	000100	1.3		1,750.00	022700	4.7
	2,200.00	011100	2.8		1,768.00	000100	4.9
Wtd. Avg. Base & Total Tons	1,733.83		36.1		1,800.00	013600	3.2
					1,850.00	000100	2.4
Verdelho	2,100.00	000100	6.4		1,850.00	011300	3.0
Wtd. Avg. Base & Total Tons	2,100.00		6.4		1,900.00	000100	3.6
					2,000.00	000100	1.5
Vermentino *	1,200.00	017000	0.4		2,000.00	024500	2.5
	1,700.00	000100	1.8		2,600.00	000100	13.9
	1,818.00	000100	8.9	Wtd. Avg. Base & Total Tons	1,902.92		57.6
	2,300.00	000100	36.6				
Wtd. Avg. Base & Total Tons	2,178.20		47.7	Cabernet Sauvignon	628.00	013600	0.8
					1,000.00	021000	0.4
Viognier	500.00	000100	1.6		1,200.00	000100	2.0
	1,200.00	000100	1.5		1,325.00	000100	2.0
	1,400.00	017000	0.8		1,400.00	017400	0.4
	1,500.00	000100	4.3		1,400.00	024500	2.4
	1,500.00	013800	1.2		1,425.00	000100	0.6
	1,550.00	000100	1.3		1,500.00	000100	40.0
	1,600.00	017000	5.9		1,500.00	013600	2.0
	1,657.50	013600	0.4		1,500.00	013800	2.4
	1,700.00	000100	11.5		1,500.00	017400	3.4
	1,700.00	017000	0.9		1,500.00	021200	0.5
	1,700.00	024300	4.2		1,523.00	000100	15.0
	1,701.30	013400	1.7		1,550.00	000100	1.8
	2,000.00	000100	3.1		1,600.00	000100	12.8
	2,000.00	029050	1.6		1,750.00	000100	48.7
	2,400.00	000100	5.8		1,750.48	000100	1.9
Wtd. Avg. Base & Total Tons	1,714.42		45.8		1,750.48	021200	2.5
					1,800.00	000100	2.8
White Riesling *	1,600.00	000100	5.2		1,800.00	013400	1.1
	1,800.00	008200	2.5		1,800.00	013600	1.1
Wtd. Avg. Base & Total Tons	1,664.94		7.7		1,800.00	021600	0.6
					1,800.00	024500	1.9
Other White ^b	500.00	000100	6.8		1,800.00	026700	6.1
	1,800.00	010900	8.2		1,850.00	000100	8.4
	1,800.00	017100	5.6		1,900.00	000100	4.5
	2,100.00	000100	2.1		2,000.00	000100	4.5
	2,300.00	000100	1.9		2,200.00	021000	2.2
Wtd. Avg. Base & Total Tons	1,504.88		24.6		2,400.00	024300	16.8
					2,600.00	000100	10.0
					3,200.00	011100	3.7
WINE GRAPES (RED)				Wtd. Avg. Base & Total Tons	1,784.50		203.3
Aglianico	1,500.00	000100	1.7				
	2,495.15	021200	1.5	Carignane	800.00	024400	2.0
	2,600.00	000100	12.1		1,200.00	011300	5.5
Wtd. Avg. Base & Total Tons	2,467.50		15.3		1,200.00	017200	6.0
				Wtd. Avg. Base & Total Tons	1,140.74		13.5
Aleatico	2,700.00	017400	0.6				
Wtd. Avg. Base & Total Tons	2,700.00		0.6	Carmenere	1,500.00	000100	2.4
				Wtd. Avg. Base & Total Tons	1,500.00		2.4
Alicante Bouschet *	2,200.00	000100	3.0				
	2,300.00	000100	3.1	Cinsaut *	1,500.00	000100	6.8
Wtd. Avg. Base & Total Tons	2,250.82		6.1		1,600.00	000100	2.3
					1,600.00	013400	2.5
Barbera	1,000.00	017200	4.3		1,665.00	000100	9.6
	1,600.00	000100	9.3		1,800.00	000100	5.7
	1,750.00	000100	5.5		2,100.00	000100	9.3
	1,850.00	000100	6.0	Wtd. Avg. Base & Total Tons	1,758.40		36.2
	1,900.00	017600	1.0				
	2,100.00	000100	2.5	Counoise	1,600.00	013100	5.1
	2,110.00	000100	4.2	Wtd. Avg. Base & Total Tons	1,600.00		5.1
	2,200.00	017600	2.8				
Wtd. Avg. Base & Total Tons	1,743.74		35.6				

TABLE 8: BASE PRICE PAID TO GROWERS FOR GRAPES CRUSHED AND DELIVERED TO CALIFORNIA PROCESSORS FROM THE 2020 CROP WITH BRIX FACTORS AND PURCHASED TONNAGE, BY TYPE, VARIETY, REPORTING DISTRICT WHERE GROWN, AND WEIGHTED AVERAGE BASE PRICE

District, Type, and Variety	Base Price	Brix	Tons	District, Type, and Variety	Base Price	Brix	Tons
	Per Ton	Factors			Per Ton	Factors	
	Dollars	Code ^a			Dollars	Code ^a	
DISTRICT 16 (Cont'd)							
Dolcetto	1,500.00	000100	1.2	Nebbiolo	1,400.00	024500	0.3
Wtd. Avg. Base & Total Tons	1,500.00		1.2		1,800.00	000100	0.9
					1,800.00	008200	1.5
Grenache *	600.00	017200	5.0	Wtd. Avg. Base & Total Tons	1,755.56		2.7
	1,200.00	011300	5.3				
	1,400.00	017600	6.5	Negroamaro	1,140.00	020800	2.9
	1,425.00	000100	1.0	Wtd. Avg. Base & Total Tons	1,140.00		2.9
	1,500.00	000100	5.2				
	1,525.00	000100	1.5	Petit Verdot	1,500.00	000100	2.4
	1,598.00	000100	2.6		1,500.00	027800	0.9
	1,600.00	000100	4.5		1,600.00	000100	1.6
	1,700.00	017200	9.3		1,600.00	024500	0.4
	1,800.00	000100	1.2		1,750.00	027560	0.8
	2,100.00	000100	10.6		1,780.00	000100	0.3
	2,200.00	000100	6.2		1,800.00	013600	1.0
	2,700.00	017600	6.0		1,850.00	000100	1.9
Wtd. Avg. Base & Total Tons	1,716.45		64.9		2,000.00	000100	2.8
					2,025.32	000100	0.8
Malbec	350.00	013600	1.9		2,600.00	000100	4.2
	1,000.00	017200	7.1	Wtd. Avg. Base & Total Tons	1,961.36		17.1
	1,300.00	021000	2.9				
	1,500.00	000100	17.4	Petite Sirah	1,400.00	000100	3.7
	1,600.00	000100	7.0		1,400.00	017800	3.3
	1,700.00	013800	2.1		1,500.00	000100	7.0
	1,729.00	021500	0.5		1,650.00	000100	11.0
	1,750.00	000100	1.0		1,691.00	000100	8.5
	1,814.00	000100	3.4		1,800.00	000100	10.5
	1,814.47	000100	2.0		1,800.00	008200	1.0
	1,850.00	000100	3.0		1,859.00	000100	1.9
	1,850.00	011300	3.0		1,900.00	000100	15.8
	1,900.00	000100	5.6		1,900.00	024300	14.3
	2,000.00	000100	5.3		2,000.00	000100	1.8
	2,000.00	024300	15.1		2,000.00	017200	1.5
Wtd. Avg. Base & Total Tons	1,647.56		77.3		2,200.00	000100	9.7
					2,500.00	021600	1.6
Merlot	400.00	000100	1.4	Wtd. Avg. Base & Total Tons	1,814.25		91.6
	1,000.00	000100	3.9				
	1,400.00	021000	0.8	Pinot Noir	1,500.00	000100	3.2
	1,500.00	000100	24.3		1,650.00	000100	3.9
	1,500.00	013800	2.7	Wtd. Avg. Base & Total Tons	1,582.39		7.1
	1,500.00	021200	1.6				
	1,550.00	000100	2.8	Primitivo	1,484.00	024500	7.0
	1,575.00	000100	5.3		1,500.00	000100	3.0
	1,600.00	000100	6.9	Wtd. Avg. Base & Total Tons	1,488.80		10.0
	1,600.00	017000	1.8				
	1,600.00	021000	1.1	Sagrantino	2,238.00	024500	2.3
	1,700.00	021000	0.7		2,600.00	000100	8.9
	1,750.00	000100	3.0	Wtd. Avg. Base & Total Tons	2,525.66		11.2
	1,758.88	029900	0.5				
	1,800.00	000100	2.0	Sangiovese *	1,000.00	013800	2.9
	1,800.00	021000	3.0		1,200.00	000100	3.0
	1,850.00	000100	2.5		1,300.00	000100	12.3
	1,850.00	011300	3.0		1,300.00	021000	3.4
	2,000.00	000100	2.3		1,400.00	000100	2.0
	2,000.00	024500	2.0		1,500.00	000100	0.9
	2,200.00	021000	1.4		1,500.00	017200	2.1
	2,500.00	017600	0.5		1,500.00	021200	1.0
	2,600.00	000100	6.0		1,525.00	000100	1.9
Wtd. Avg. Base & Total Tons	1,658.77		79.5		1,600.00	000100	4.9
					1,600.00	017400	2.8
Montepulciano	1,900.00	000100	5.1		1,600.00	024500	1.0
	1,925.00	000100	2.6		1,679.40	013800	3.3
	2,100.00	000100	3.5		1,750.00	000100	10.5
	2,600.00	000100	37.5		1,800.00	000100	4.7
Wtd. Avg. Base & Total Tons	2,454.72		48.7		1,800.00	008200	1.5
					1,850.00	000100	4.3
Mourvedre *	1,500.00	000100	3.9		1,850.00	011100	2.0
	1,600.00	000100	6.0		1,852.89	000100	1.2
	1,700.00	017200	2.7		1,869.32	021200	6.5
	1,800.00	017600	0.5		1,900.00	000100	3.0
	2,200.00	000100	4.2		2,000.00	000100	14.4
Wtd. Avg. Base & Total Tons	1,744.51		17.3		2,000.00	013600	3.0

TABLE 8: BASE PRICE PAID TO GROWERS FOR GRAPES CRUSHED AND DELIVERED TO CALIFORNIA PROCESSORS FROM THE 2020 CROP WITH BRIX FACTORS AND PURCHASED TONNAGE, BY TYPE, VARIETY, REPORTING DISTRICT WHERE GROWN, AND WEIGHTED AVERAGE BASE PRICE

District, Type, and Variety	Base Price	Brix	Tons	District, Type, and Variety	Base Price	Brix	Tons
	Per Ton	Factors			Per Ton	Factors	
	Dollars	Code ^a			Dollars	Code ^a	
DISTRICT 16 (Cont'd)							
Sangiovese * (Cont'd)	2,000.00	021600	1.0		1,800.00	000100	4.3
	2,021.74	000100	0.9		1,800.00	008200	1.0
	2,100.00	000100	4.3		1,800.00	024500	3.0
	2,600.00	000100	21.1		1,850.00	000100	11.3
Wtd. Avg. Base & Total Tons	1,850.23		119.9		1,899.00	000100	4.6
					1,900.00	000100	12.3
Syrah *	500.00	000100	3.0		2,000.00	000100	2.0
	1,199.68	000100	1.9		2,500.00	021600	2.1
	1,200.00	000100	2.5	Wtd. Avg. Base & Total Tons	2,600.00	000100	2.0
	1,200.00	011300	3.1		1,714.29		70.0
	1,200.00	013600	3.6	Other Red ^b	500.00	000100	19.0
	1,200.00	017200	5.0		1,850.00	000100	1.0
	1,400.00	017200	15.4	Wtd. Avg. Base & Total Tons	567.50		20.0
	1,400.00	017800	5.4	DISTRICT 17			
	1,500.00	000100	9.6	WINE GRAPES (WHITE)			
	1,525.00	000100	4.4	Albarino			
	1,600.00	000100	12.8		400.00	000100	7.1
	1,600.00	017200	1.0		500.00	000100	1.1
	1,700.00	021000	2.7		600.00	009000	112.1
	1,765.00	000100	12.9		650.00	039820	727.8
	1,765.96	000100	2.0		665.00	039820	194.9
	1,800.00	000100	1.5		670.00	039820	91.1
	1,800.00	008200	1.0		670.00	040790	340.8
	1,800.00	013800	9.5		700.00	010800	237.9
	1,800.00	017600	1.0		800.00	000100	3.0
	1,800.00	021600	0.8		900.00	000100	3.1
	1,800.00	024500	12.1	Wtd. Avg. Base & Total Tons	1,000.00	000100	46.6
	1,900.00	000100	4.8		668.94		1,765.5
	1,975.00	024300	2.2	Chardonnay *	200.00	000100	95.3
	2,000.00	000100	1.9		320.00	000100	60.2
	2,100.00	000100	14.3		325.00	000100	333.2
Wtd. Avg. Base & Total Tons	1,638.96		135.9		350.00	045460	2,735.5
					375.00	000100	223.1
Tannat	725.29	021200	1.0		390.00	059595	359.8
	1,700.00	000100	0.7		400.00	000100	95.0
	2,029.41	000100	0.7		400.00	045460	1,120.9
Wtd. Avg. Base & Total Tons	1,389.95		2.4		425.00	000100	1,126.9
					450.00	000100	1,019.9
Tempranillo *	618.18	000100	0.3		450.00	013600	360.7
	670.00	013600	0.7		465.00	000100	601.6
	1,000.00	017200	6.7		475.00	000100	769.0
	1,400.00	024500	4.8		500.00	000100	85.6
	1,500.00	000100	1.4		500.00	032550	1,696.8
	1,525.00	000100	0.6		500.00	045460	336.6
	1,535.00	000100	2.4		550.00	000100	536.2
	1,600.00	000100	1.1		550.00	059825	1,252.9
	1,750.00	000100	6.1		570.00	059590	233.1
	1,800.00	000100	1.8		575.00	000100	186.1
	1,800.00	027560	2.9		600.00	000100	1,861.2
	2,000.00	000100	2.0		600.00	007600	337.4
	2,042.34	000100	14.1		600.00	059590	496.0
	2,100.00	000100	2.0		615.00	059590	1,936.2
	2,200.00	000100	4.8		620.00	000100	390.3
Wtd. Avg. Base & Total Tons	1,725.83		51.7		620.00	059590	1,960.3
					620.00	059595	189.0
Tinta Cao	2,200.00	000100	2.0		640.00	059590	1,279.4
Wtd. Avg. Base & Total Tons	2,200.00		2.0		650.00	000100	2,015.6
					650.00	059590	371.6
Touriga Nacional *	2,200.00	000100	1.6		650.00	059595	468.3
	2,500.00	000100	2.5		650.00	059825	193.7
Wtd. Avg. Base & Total Tons	2,382.93		4.1		656.12	000100	35.3
					670.00	059595	1,759.0
Zinfandel	400.00	000100	1.0		700.00	000100	2,742.9
	800.00	000100	3.6		725.00	000100	263.8
	1,400.00	000100	6.2		750.00	000100	2,682.8
	1,400.00	017800	4.1		800.00	000100	596.3
	1,425.00	000100	0.4		813.19	000100	5,108.0
	1,500.00	000100	1.4		900.00	000100	194.8
	1,500.00	024500	3.6		1,000.00	007900	3.2
	1,650.00	000100	4.8		1,100.00	000100	0.9
	1,700.00	024500	2.3	Wtd. Avg. Base & Total Tons	1,200.00	000100	19.2
					607.98		38,133.6

TABLE 8: BASE PRICE PAID TO GROWERS FOR GRAPES CRUSHED AND DELIVERED TO CALIFORNIA PROCESSORS FROM THE 2020 CROP WITH BRIX FACTORS AND PURCHASED TONNAGE, BY TYPE, VARIETY, REPORTING DISTRICT WHERE GROWN, AND WEIGHTED AVERAGE BASE PRICE

District, Type, and Variety	Base Price	Brix	Tons	District, Type, and Variety	Base Price	Brix	Tons
	Per Ton	Factors			Per Ton	Factors	
	Dollars	Code ^a			Dollars	Code ^a	
DISTRICT 17 (Cont'd)							
Chenin Blanc	375.00	010600	3,593.2		450.00	038213	21.4
	395.00	039708	74.4		465.00	009800	148.7
	400.00	000100	404.3		475.00	009300	945.2
	425.00	000100	31.4		500.00	000100	577.2
	429.94	000100	404.1		500.00	009000	1,696.2
	440.00	000100	420.6		540.00	039720	1,326.2
	449.05	000100	281.9		550.00	000100	1,287.8
	449.05	007600	288.6		570.00	039890	849.2
	460.00	000100	436.0		575.00	039697	683.8
	500.00	000100	230.0		600.00	000100	1,942.6
	513.87	009500	6.8		600.00	040300	398.8
	550.00	000100	1,553.0		615.00	039725	159.6
	565.00	000100	61.6		620.00	038210	615.7
	600.00	009500	6.1		620.00	039890	652.6
	650.00	000100	24.4		624.01	015300	780.4
	675.00	000100	16.6		625.00	000100	297.0
	675.00	009300	5.3		640.00	000100	319.5
	700.00	000100	218.3		650.00	000100	240.4
	725.00	000100	31.1		650.00	039697	301.9
	800.00	000100	173.9		650.00	043720	2,615.2
	900.00	009500	6.0		700.00	000100	348.6
	1,175.00	010700	9.0		815.00	059590	54.7
	1,200.00	000100	24.2		841.29	020700	166.3
	1,200.00	006650	3.0		900.00	000100	3.4
	1,350.00	000100	2.4		950.00	017200	2.7
	1,500.00	009000	1.5		1,050.00	000100	93.2
Wtd. Avg. Base & Total Tons	454.73		8,307.7	Wtd. Avg. Base & Total Tons	1,185.00	039890	358.5
					1,450.00	000100	6.4
Cortese	315.00	000100	39.3	Wtd. Avg. Base & Total Tons	589.58		17,901.4
Wtd. Avg. Base & Total Tons	315.00		39.3	Sauvignon Blanc	200.00	000100	4.5
Fiano	900.00	000100	0.5		400.00	000100	308.0
	1,200.00	000100	2.0		450.00	000100	129.3
Wtd. Avg. Base & Total Tons	1,140.00		2.5		475.00	000100	159.9
Gewurztraminer	200.00	000100	39.1		500.00	000100	2,493.2
	220.00	000100	70.7		515.00	038203	310.5
	475.00	048175	291.5		520.00	037430	334.1
	500.00	010800	222.0		520.00	039708	250.7
	520.00	039820	54.3		525.00	000100	162.1
	600.00	010800	1,517.4		540.00	038203	714.1
	620.00	038213	554.2		540.00	039708	653.0
	650.00	039820	717.9		545.00	037435	1,078.3
	700.00	000100	49.5		545.00	038219	286.1
	700.00	010800	538.2		545.00	039708	1,391.1
	900.00	000100	3.4		546.53	017000	193.6
Wtd. Avg. Base & Total Tons	600.32		4,058.2		550.00	000100	291.8
					550.00	008100	49.0
Grenache Blanc	1,800.00	000100	5.6		550.00	039708	699.8
Wtd. Avg. Base & Total Tons	1,800.00		5.6		565.00	039890	1,521.6
Gruner Veltliner	315.00	000100	43.0		570.00	039708	264.0
	900.00	000100	1.7		575.00	009350	45.7
Wtd. Avg. Base & Total Tons	337.25		44.7		600.00	000100	722.3
Muscat Blanc *	445.00	000100	157.0		600.00	041700	1,088.7
	450.00	000100	59.1		615.00	037435	802.6
	700.00	000100	191.0		625.00	000100	570.2
	1,125.00	000100	13.8		640.00	039890	215.6
	1,200.00	000100	2.0		712.40	015700	97.1
Wtd. Avg. Base & Total Tons	586.63		422.9		825.00	000100	60.3
					900.00	000100	20.3
Muscat Orange	475.00	000100	30.4		920.00	000100	49.2
Wtd. Avg. Base & Total Tons	475.00		30.4		1,375.00	013100	73.4
Muscat of Alexandria	841.29	020700	73.1	Wtd. Avg. Base & Total Tons	556.28		15,040.1
Wtd. Avg. Base & Total Tons	841.29		73.1	Semillon	350.00	001000	204.5
Pinot Gris *	400.00	000100	237.0		400.00	000100	291.6
	400.00	043720	771.2	Wtd. Avg. Base & Total Tons	379.39		496.1
				Symphony	200.00	000100	3.6
				Wtd. Avg. Base & Total Tons	200.00		3.6
				Verdelho	425.00	012900	144.4
				Wtd. Avg. Base & Total Tons	425.00		144.4

TABLE 8: BASE PRICE PAID TO GROWERS FOR GRAPES CRUSHED AND DELIVERED TO CALIFORNIA PROCESSORS FROM THE 2020 CROP WITH BRIX FACTORS AND PURCHASED TONNAGE, BY TYPE, VARIETY, REPORTING DISTRICT WHERE GROWN, AND WEIGHTED AVERAGE BASE PRICE

District, Type, and Variety	Base Price	Brix	Tons	District, Type, and Variety	Base Price	Brix	Tons
	Per Ton	Factors			Per Ton	Factors	
	Dollars	Code ^a			Dollars	Code ^a	
DISTRICT 17 (Cont'd)							
Viognier	475.00	070453	59.5	Grenache *	452.05	000100	3.7
	500.00	000100	1.1		1,275.00	000100	3.2
	570.00	070454	534.5		1,525.00	017000	10.0
	600.00	000100	65.7	Wtd. Avg. Base & Total Tons	1,242.76		16.9
	600.00	070454	896.7				
	620.00	070454	653.8	Malbec	400.00	000100	12.8
	650.00	000100	280.0		800.00	000100	3.2
Wtd. Avg. Base & Total Tons	601.40		2,491.3		1,000.00	000100	18.2
					1,250.00	017000	17.5
White Riesling *	200.00	000100	1.8		1,250.00	017200	1.5
	220.00	000100	55.3		1,450.00	000100	2.7
	448.00	015500	184.2	Wtd. Avg. Base & Total Tons	957.87		55.9
	450.00	000100	626.4				
	465.00	039708	100.2	Merlot	300.00	017200	250.9
	606.03	013100	232.1		315.00	067525	25.3
	650.00	000100	84.5		365.00	067605	51.6
	650.00	009800	169.7		450.00	000100	92.7
	650.00	038213	3,057.6		452.05	000100	5.9
	665.00	038213	240.7		500.00	000100	623.9
Wtd. Avg. Base & Total Tons	605.35		4,752.5		500.00	064535	380.7
					500.00	067901	16.3
Other White ^b	315.00	000100	60.6		525.00	000100	114.9
	400.00	000100	50.3		550.00	000100	155.2
	900.00	000100	2.9		600.00	000100	418.4
Wtd. Avg. Base & Total Tons	367.48		113.8		600.00	061300	134.4
					601.47	000100	531.5
WINE GRAPES (RED)					700.00	000100	5.4
Aglianico	1,375.00	000100	2.1		750.00	000100	48.6
	1,450.00	000100	2.7		775.00	000100	1,125.0
Wtd. Avg. Base & Total Tons	1,417.19		4.8	Wtd. Avg. Base & Total Tons	1,200.00	000100	92.6
					608.15		4,073.3
Alvarinho	900.00	000100	1.5	Mourvedre *	1,250.00	017200	6.0
Wtd. Avg. Base & Total Tons	900.00		1.5		1,275.00	000100	2.1
				Wtd. Avg. Base & Total Tons	1,256.48		8.1
Barbera	452.05	000100	0.9				
	1,275.00	000100	3.6	Nebbiolo	1,250.00	017200	1.6
	1,350.00	000100	2.7		1,275.00	000100	3.1
	1,375.00	017200	3.2		1,550.00	008000	3.1
	1,400.00	013600	2.1	Wtd. Avg. Base & Total Tons	1,379.17		7.8
Wtd. Avg. Base & Total Tons	1,278.55		12.5				
				Petit Verdot	500.00	000100	2.7
Cabernet Franc	500.00	000100	5.3		1,000.00	021600	1.6
	650.00	000100	57.8	Wtd. Avg. Base & Total Tons	686.05		4.3
	755.85	021600	2.3				
	800.00	000100	14.0	Petite Sirah	100.00	000100	70.1
	800.00	021600	16.0		120.00	000100	19.7
	1,200.00	000100	3.9		350.00	000100	95.6
	1,400.00	000100	9.1		420.00	000100	128.7
	1,475.00	024300	1.0		450.00	023000	446.2
	1,500.00	000100	1.9		450.00	070430	81.6
Wtd. Avg. Base & Total Tons	787.99		111.3		452.05	000100	1.4
					475.00	000100	80.0
Cabernet Sauvignon	425.00	000100	44.4		500.00	025100	98.0
	452.05	000100	2.9		550.00	000100	72.5
	500.00	000100	76.1		600.00	067927	168.0
	600.00	000100	65.1		600.00	067947	230.9
	800.00	000100	578.0		650.00	067605	176.0
	875.00	000100	255.0		650.00	067928	251.9
	900.00	000100	374.1		650.00	067930	350.0
	1,000.00	021600	5.9		650.00	067947	2,657.0
Wtd. Avg. Base & Total Tons	803.00		1,401.5		660.00	067607	720.0
					665.00	067930	200.8
Carignane	452.05	000100	1.0		700.00	000100	41.9
Wtd. Avg. Base & Total Tons	452.05		1.0		750.00	000100	58.1
					800.00	000100	54.1
Gamay (Napa) *	500.00	000100	2.6		800.00	021500	19.6
	500.00	007600	105.1		800.00	021600	6.1
Wtd. Avg. Base & Total Tons	500.00		107.7		827.98	000100	478.5
					875.00	000100	466.3
Graciano	452.05	000100	1.1		906.90	000100	436.9
Wtd. Avg. Base & Total Tons	452.05		1.1		975.00	000100	271.2
					1,000.00	000100	204.1

TABLE 8: BASE PRICE PAID TO GROWERS FOR GRAPES CRUSHED AND DELIVERED TO CALIFORNIA PROCESSORS FROM THE 2020 CROP WITH BRIX FACTORS AND PURCHASED TONNAGE, BY TYPE, VARIETY, REPORTING DISTRICT WHERE GROWN, AND WEIGHTED AVERAGE BASE PRICE

District, Type, and Variety	Base Price	Brix	Tons	District, Type, and Variety	Base Price	Brix	Tons
	Per Ton	Factors			Per Ton	Factors	
	Dollars	Code ^a			Dollars	Code ^a	
DISTRICT 17 (Cont'd)							
Petite Sirah (Cont'd)	1,100.00	000100	115.3	Wtd. Avg. Base & Total Tons	1,400.00	013600	2.4
	1,200.00	000100	73.5		1,107.53		33.9
	1,250.00	017200	3.6	Teroldego	120.00	000100	11.4
	1,281.25	000100	92.1		400.00	000100	63.8
	1,300.00	000100	1.0		700.00	067605	500.0
	1,400.00	000100	37.6		800.00	000100	9.8
	1,400.00	024800	3.2		900.00	000100	3.5
	1,475.00	029125	3.4		1,000.00	021200	2.0
	1,500.00	000100	5.9		1,225.00	000100	2.8
Wtd. Avg. Base & Total Tons	700.44		8,220.8	Wtd. Avg. Base & Total Tons	1,350.00	000100	4.0
					667.52		597.3
Pinot Noir	200.00	000100	86.9	Zinfandel	240.00	000100	1,019.3
	300.00	000100	333.1		250.00	000100	1,272.2
	365.00	067525	305.6		400.00	000100	413.5
	400.00	000100	98.4		500.00	000100	0.4
	450.00	000100	579.4	Wtd. Avg. Base & Total Tons	269.20		2,705.4
	450.00	064535	712.3				
	472.29	000100	669.4	Other Red ^b	550.00	000100	60.8
	500.00	000100	301.5	Wtd. Avg. Base & Total Tons	550.00		60.8
	525.00	000100	99.0				
	550.00	000100	321.6				
	570.00	067605	241.4				
	575.00	067605	1,276.8				
	600.00	064535	379.6				
	650.00	000100	1,829.1				
	675.00	064535	193.2				
	675.00	067225	1,207.0				
	686.00	000100	285.1				
	695.00	067225	383.2				
	700.00	000100	1,700.7				
	700.00	020800	953.6				
	700.00	021500	223.2				
	700.00	067225	4,545.6				
	700.00	067630	241.3				
	718.00	000100	446.6				
	730.64	000100	203.5				
	750.00	000100	1,632.0				
	750.00	067605	1,675.9				
	800.00	000100	40.5				
	840.00	000100	407.3				
	850.00	000100	1,119.2				
	900.00	000100	63.8				
	1,000.00	000100	499.3				
	1,300.00	000100	20.3				
	1,350.00	017000	26.2				
	1,500.00	000100	1.9				
	1,500.00	017400	3.0				
	1,600.00	000100	2.5				
Wtd. Avg. Base & Total Tons	671.24		23,109.0				
Primitivo	500.00	000100	1.5				
	1,350.00	000100	3.7				
	1,400.00	000100	6.8				
Wtd. Avg. Base & Total Tons	1,272.08		12.0				
Sagrantino	1,400.00	000100	1.8				
Wtd. Avg. Base & Total Tons	1,400.00		1.8				
Sangiovese *	500.00	000100	1.7				
Wtd. Avg. Base & Total Tons	500.00		1.7				
Syrah *	350.00	000100	36.5				
Wtd. Avg. Base & Total Tons	350.00		36.5				
Tannat	1,275.00	000100	3.1				
Wtd. Avg. Base & Total Tons	1,275.00		3.1				
Tempranillo *	452.05	000100	5.0				
	800.00	000100	4.7				
	1,250.00	017200	13.2				
	1,275.00	000100	3.0				
	1,400.00	000100	5.6				

* Synonyms for variety names are shown on Page 5.

^a See code descriptions in Table 8 - Supplement: 2020 Brix Adjustment Factors.

^b Other categories include minor and mixed varieties.

TABLE 8 - SUPPLEMENT: 2020 BRIX ADJUSTMENT FACTORS

The following Brix adjustment factors are on a per degree Brix basis and are normally calculated to a tenth of a degree, and are cumulative unless otherwise indicated. Most processors, however, indicate maximum and/or minimum Brix acceptance limits. Grapes testing above or below these limits may be subject to price renegotiation, acceptance for use other than for table wine, or rejection by the processors. Discounts for high sugar apply to both base price and bonus unless otherwise stated. There are factors other than Brix, such as material other than grapes (MOG), defects, weight loss in late harvest grapes, and sugar/acid ratios that affect grape prices. These were not considered in this presentation, unless otherwise stated, but were considered in arriving at weighted average prices.

Category	Code	Description	Category	Code	Description
PREMIUM OR PENALTY	000100	No max. or min.	010800	Acceptable limits 20-22.5	
	000400	Min. acceptance 16	010900	Acceptable limits 20-23	
	000800	Min. acceptance 18	011100	Acceptable limits 20-24	
	001000	Min. acceptance 19	011200	Acceptable limits 20-24.5	
	001400	Min. acceptance 20	011300	Acceptable limits 20-25	
	001700	Min. acceptance 21	011400	Acceptable limits 20-26	
	001900	Min. acceptance 22	011500	Acceptable limits 20-27	
	002000	Min. acceptance 22.5	011600	Acceptable limits 20-28	
	002200	Min. acceptance 23	011700	Acceptable limits 20-29	
	002600	Min. acceptance 24	011800	Acceptable limits 20-30	
	002900	Min. acceptance 24.5	012200	Acceptable limits 20.5-22	
	003100	Min. acceptance 25	012550	Acceptable limits 20.5-24	
	003150	Min. acceptance 25.5	012600	Acceptable limits 20.5-24.5	
	003200	Min. acceptance 26	012610	Acceptable limits 20.5-25	
	004100	Max. acceptance 24.5	012625	Acceptable limits 20.5-26.5	
	004200	Max. acceptance 25	012880	Acceptable limits 21-21.5	
	004270	Max. acceptance 30	012882	Acceptable limits 21-21.9	
	004500	Acceptable limits 14-17	012900	Acceptable limits 21-22	
	004550	Acceptable limits 14-19	013000	Acceptable limits 21-22.5	
	004900	Acceptable limits 15-18	013100	Acceptable limits 21-23	
	004920	Acceptable limits 15-20	013200	Acceptable limits 21-23.5	
	005320	Acceptable limits 16-17.5	013400	Acceptable limits 21-24	
	005350	Acceptable limits 16-18	013600	Acceptable limits 21-25	
	005400	Acceptable limits 16-19	013800	Acceptable limits 21-26	
	005700	Acceptable limits 16-22	013900	Acceptable limits 21-26.5	
	005805	Acceptable limits 16-25	014000	Acceptable limits 21-27	
	005850	Acceptable limits 16-40	014100	Acceptable limits 21-28	
	006025	Acceptable limits 16.5-18	014400	Acceptable limits 21-29	
	006060	Acceptable limits 16.5-19.0	014500	Acceptable limits 21-30	
	006075	Acceptable limits 16.5-20	014550	Acceptable limits 21-31	
	006090	Acceptable limits 16.5-21	014570	Acceptable limits 21-35	
	006100	Acceptable limits 16.5-22	015300	Acceptable limits 21.5-23	
	006275	Acceptable limits 17-18.5	015500	Acceptable limits 21.5-23.5	
	006300	Acceptable limits 17-19	015700	Acceptable limits 21.5-24	
	006400	Acceptable limits 17-20	015900	Acceptable limits 21.5-25	
	006500	Acceptable limits 17-21	016000	Acceptable limits 21.5-25.5	
	006650	Acceptable limits 17-22	016100	Acceptable limits 21.5-26	
	006800	Acceptable limits 17-23	016140	Acceptable limits 21.5-26.5	
	006830	Acceptable limits 17-24	016775	Acceptable limits 22-22.5	
	007500	Acceptable limits 18-19	016800	Acceptable limits 22-23	
	007600	Acceptable limits 18-20	016900	Acceptable limits 22-23.5	
	007800	Acceptable limits 18-21	017000	Acceptable limits 22-24	
	007900	Acceptable limits 18-22	017100	Acceptable limits 22-24.5	
	008000	Acceptable limits 18-23	017200	Acceptable limits 22-25	
	008100	Acceptable limits 18-24	017220	Acceptable limits 22-25.2	
	008200	Acceptable limits 18-25	017300	Acceptable limits 22-25.5	
	008300	Acceptable limits 18-26	017400	Acceptable limits 22-26	
	008303	Acceptable limits 18-28	017500	Acceptable limits 22-26.5	
	008390	Acceptable limits 18.5-20	017600	Acceptable limits 22-27	
	008400	Acceptable limits 18.5-20.5	017800	Acceptable limits 22-28	
008700	Acceptable limits 18.5-23.5	017900	Acceptable limits 22-29		
008900	Acceptable limits 19-20	018000	Acceptable limits 22-30		
009000	Acceptable limits 19-21	018100	Acceptable limits 22-35		
009100	Acceptable limits 19-22	018280	Acceptable limits 22.1-26		
009300	Acceptable limits 19-23	018700	Acceptable limits 22.5-23		
009350	Acceptable limits 19-23.5	018800	Acceptable limits 22.5-23.5		
009400	Acceptable limits 19-24	018850	Acceptable limits 22.5-23.6		
009500	Acceptable limits 19-25	018900	Acceptable limits 22.5-24		
009520	Acceptable limits 19-26	019000	Acceptable limits 22.5-24.5		
009525	Acceptable limits 19-27	019100	Acceptable limits 22.5-25		
009530	Acceptable limits 19-28	019200	Acceptable limits 22.5-25.5		
009535	Acceptable limits 19-29	019300	Acceptable limits 22.5-26		
009549	Acceptable limits 19-32	019400	Acceptable limits 22.5-26.5		
009550	Acceptable limits 19-30	019500	Acceptable limits 22.5-27		
009670	Acceptable limits 19.5-21	019550	Acceptable limits 22.5-27.5		
009800	Acceptable limits 19.5-22	019600	Acceptable limits 22.5-28		
009900	Acceptable limits 19.5-22.5	020400	Acceptable limits 22.8-26		
010160	Acceptable limits 19.5-26	020600	Acceptable limits 23-24		
010600	Acceptable limits 20-21	020700	Acceptable limits 23-24.5		
010610	Acceptable limits 20-21.1	020800	Acceptable limits 23-25		
010630	Acceptable limits 20-21.2	020900	Acceptable limits 23-25.5		
010650	Acceptable limits 20-21.5	021000	Acceptable limits 23-26		
010700	Acceptable limits 20-22	021100	Acceptable limits 23-26.5		

TABLE 8 - SUPPLEMENT: 2020 BRIX ADJUSTMENT FACTORS

The following Brix adjustment factors are on a per degree Brix basis and are normally calculated to a tenth of a degree, and are cumulative unless otherwise indicated. Most processors, however, indicate maximum and/or minimum Brix acceptance limits. Grapes testing above or below these limits may be subject to price renegotiation, acceptance for use other than for table wine, or rejection by the processors. Discounts for high sugar apply to both base price and bonus unless otherwise stated. There are factors other than Brix, such as material other than grapes (MOG), defects, weight loss in late harvest grapes, and sugar/acid ratios that affect grape prices. These were not considered in this presentation, unless otherwise stated, but were considered in arriving at weighted average prices.

Category	Code	Description	Category	Code	Description
PREMIUM OR	021200	Acceptable limits 23-27	19.5-22 BRIX	038210	No premium; -10% below
PENALTY	021300	Acceptable limits 23-27.5		038213	No premium; -10% below, min. 19
(Cont'd)	021500	Acceptable limits 23-28	19.5-22.5 BRIX	038218	No premium; -10% below
	021600	Acceptable limits 23-29		038219	No premium; -10% below, min. 19
	021800	Acceptable limits 23-30	20-21 BRIX	039697	No premium; -15% below
	021900	Acceptable limits 23-32		039706	No premium; -10% below, min. 19.5
	022500	Acceptable limits 23.5-24		039708	No premium; -10% below, min 19
	022600	Acceptable limits 23.5-24.5	20-21.5 BRIX	039720	No premium; -10% below, min. 19.5
	022620	Acceptable limits 23.5-24.7		039725	No premium; -10% below
	022700	Acceptable limits 23.5-25	20-22 BRIX	039785	No premium; -10% below
	022800	Acceptable limits 23.5-25.5	20-22.5 BRIX	039815	No premium; -10% below, min. 19
	022900	Acceptable limits 23.5-26		039820	No premium; -10% below, min. 19.5
	023000	Acceptable limits 23.5-26.5	20-22 BRIX	039890	No premium; -10% below, min 19.5
	023100	Acceptable limits 23.5-27	20-27 BRIX	040240	No premium; -10% above or below
	023200	Acceptable limits 23.5-27.5	20.5 BRIX	040300	No premium; -10% below
	023400	Acceptable limits 23.5-28	20.5-21.5 BRIX	040490	No premium; -10% below
	023500	Acceptable limits 23.5-28.5	20.5-22.5 BRIX	040770	No premium; -2% above or below
	024300	Acceptable limits 24-25	20.5-22.5 BRIX	040790	No premium; -10% below, min. 19.5
	024400	Acceptable limits 24-25.5	20.5-23 BRIX	041182	No premium, -10% above or below
	024500	Acceptable limits 24-26	21 BRIX	041700	No premium; -10% below
	024600	Acceptable limits 24-26.5	21-22.5 BRIX	042555	No premium; -10% below, min. 20.5
	024800	Acceptable limits 24-27	21-23 BRIX	042690	No premium; -2% above or below
	025000	Acceptable limits 24-27.5	21-23.5 BRIX	043090	No premium; -10% above or below
	025100	Acceptable limits 24-28	21-25 BRIX	043600	No premium; -10% above or below
	025150	Acceptable limits 24-28.5	21-27 BRIX	043720	No premium; -10% above or below
	025300	Acceptable limits 24-29	21.5-23.5 BRIX	044480	No premium; -2% above or below
	025400	Acceptable limits 24-30	21.5-27 BRIX	045460	No premium; -10% above or below
	025450	Acceptable limits 24-32	22 BRIX	046400	No premium; -10% below, acceptable limits 21-24
	026400	Acceptable limits 24.5-25		048090	+10% above
	026500	Acceptable limits 24.5-25.5		048120	+10% above, max \$25
	026700	Acceptable limits 24.5-26	22-23 BRIX	048175	No premium; -2% above or below
	026800	Acceptable limits 24.5-26.5	22-24 BRIX	048594	No premium; -2% above or below
	026900	Acceptable limits 24.5-27	22-24.5 BRIX	050200	No premium; -10% below
	027100	Acceptable limits 24.5-28	22-25 BRIX	050900	No premium; -10% above or below
	027500	Acceptable limits 25-26	22-27 BRIX	052005	No premium; -10% above or below
	027560	Acceptable limits 25-26.5	22-35 BRIX	052025	Bonus above; deductions below
	027600	Acceptable limits 25-27	22.5 BRIX	052500	No premium; -10% below
	027800	Acceptable limits 25-28	22.5-23.5 BRIX	054496	No premium; -10% below, min. 22
	028000	Acceptable limits 25-29	22.5-24 BRIX	054650	No premium; -10% below, min. 22
	028100	Acceptable limits 25-30	22.5-24.5 BRIX	054870	No premium; -2% above or below
	028200	Acceptable limits 25-31		054880	No premium; -10% below, min 22
	028300	Acceptable limits 25-32	22.5-27 BRIX	055910	No premium; -10% above or below
	028750	Acceptable limits 25.5-26.5	23 BRIX	056900	No premium; -10% below
	028800	Acceptable limits 25.5-27		058664	+10% above, max \$25
	028820	Acceptable limits 25.5-27.5	23-24.5 BRIX	059590	No premium; -10% below
	029050	Acceptable limits 26-27		059595	No premium; -10% below, min 22.5
	029125	Acceptable limits 26-28	23-25 BRIX	059693	No premium; -2% above or below
	029150	Acceptable limits 26-28.5		059700	No premium; -10% below
	029200	Acceptable limits 26-29		059825	No premium; -10% below, min 22.5
	029300	Acceptable limits 26-30		060402	+5% above
	029620	Acceptable limits 26-40		060404	+5% above to 26
	029717	Acceptable limits 26.5-28.5		060408	+5% above, -10% below, min. 22.5
	029800	Acceptable limits 27-29		060410	+\$10 above to 25.5
	029900	Acceptable limits 27-30	23-25.5 BRIX	060453	+5% above to 26
	030325	Acceptable limits 28-29	23-27 BRIX	060905	No premium; -10% above or below
	030350	Acceptable limits 28-30	23.5 BRIX	061300	No premium; -10% below
	030850	Acceptable limits 30-32		062414	+10% above, max \$25
SPECIAL CLASS	032550	Premiums paid		062442	+\$15 above
16.5 BRIX	033680	+10% above; -10% below, min. 15.5	23.5-24.5 BRIX	063452	+\$10 above to 25.5
	033690	+10% above to 18, -10% below, acceptable limits 15-20	23.5-25 BRIX	063540	+5% above, -10% below, min. 23
18-20 BRIX	035000	No premium; -10% below, min 17		063560	+5% above to 26, -10% below, min. 23
18-27 BRIX	036480	No premium; -10% above or below		063590	No premium; -2% above or below
18.5-19.5 BRIX	036590	No premium; -10% below		063800	No premium; -10% below, min. 23.0
19 BRIX	036800	No premium; -10% below		063840	No premium; -15% below
19-20 BRIX	037430	No premium; -10% below		063850	No premium; -15% below, min. 23
19-21 BRIX	037435	No premium; -10% below		064005	+\$10 above to 25.5, min 23
	037437	No premium; -10% below, min. 18	23.5-25.5 BRIX	064047	No premium; -2% above or below
19-22 BRIX	037655	No premium; -10% below, min. 18.5	23.5-26 BRIX	064405	No premium; -\$100/ton per degree below
19-27 BRIX	037680	No premium; -10% above or below	23.5-26.5 BRIX	064510	No premium; -\$100 per degree above or below
19.5-20.5 BRIX	037780	No premium; -10% below, min. 19	23.5-27 BRIX	064535	No premium; -10% above or below
19.5-21 BRIX	038170	No premium; -10% below, min. 19	24 BRIX	064784	No premium; -2% above or below
19.5-21.5 BRIX	038203	No premium; -10% below, min. 19		064800	No premium; -10% below
	038205	No premium; -15% below, min. 19	24-25 BRIX	067171	+\$10 above to 25.5, min. 23

TABLE 8 - SUPPLEMENT: 2020 BRIX ADJUSTMENT FACTORS

The following Brix adjustment factors are on a per degree Brix basis and are normally calculated to a tenth of a degree, and are cumulative unless otherwise indicated. Most processors, however, indicate maximum and/or minimum Brix acceptance limits. Grapes testing above or below these limits may be subject to price renegotiation, acceptance for use other than for table wine, or rejection by the processors. Discounts for high sugar apply to both base price and bonus unless otherwise stated. There are factors other than Brix, such as material other than grapes (MOG), defects, weight loss in late harvest grapes, and sugar/acid ratios that affect grape prices. These were not considered in this presentation, unless otherwise stated, but were considered in arriving at weighted average prices.

Category	Code	Description
24-25.5 BRIX	067175	No premium; -10% below
	067180	No premium; -10% below, min. 23
	067190	No premium; -10% below, min 23.5
	067220	No premium; -10% below, acceptable limits 23.5 - 40
	067225	No premium; -15% below, min. 23.5
	067401	+5% above, -15% below, min. 23.5
	067402	+5% above
	067403	+5% above to 26, min. 23
	067409	+5% above to 26, -15% below, min 23.5
	24-26 BRIX	067485
067525		No premium; -10% below, min 23.5
067550		No premium; -10% below
067602		+5% above, -10% below, min. 14
067603		+5% above
067604		+5% above, min. 23.5
067605		+5% above, -10% below
067606		+5% above, -10% below, min. 23
067607		+5% above, -10% below, min. 23.5
067609		+5% above, -15% below, min. 23
067630		No premium; -15% below, min. 23.5
067890		+5% above to 26.5, -10% below
067901		+5% above to 27, -10% below
24-26.5 BRIX	067927	+5% above
	067928	+5% above, -10% below, min. 22
	067930	+5% above, -10% below, min 23
	067947	+5% above, -10% below
24-27 BRIX	067955	+5% above, -10% below, min 24.0
24.5 BRIX	067961	No premium; -10% above or below
24.5-25.5 BRIX	068300	No premium; -10% below
24.5-26 BRIX	069227	No premium; -2% above or below
24.5-26.5 BRIX	069340	No premium; -10% below, min. 24
	069445	No premium; -2% above or below
	069468	+5% above to 29, -10% below, min. 24
	069478	+5% above, -10% below, min. 24
25-28 BRIX	069491	+5% above, -10% below, min. 24
25-26 BRIX	070280	No premium; -10% below
25-26.5 BRIX	070411	+5% above to 26.5, min. 24.5
	070418	No premium; -15% below, min 24.5
25-27 BRIX	070430	No premium; -2% above or below
	070453	+5% above, min. 24
	070454	+5% above, -10% below, min. 24
	070455	+5% above, -10% below, min 24.5
	070457	+5% above
25.5-27.5 BRIX	070512	No premium; -2% above or below
26 BRIX	070533	+20% above
	070534	+\$100 above
27 BRIX	070646	+5% above, acceptable limits 24-40



**TABLE 10: WEIGHTED AVERAGE GROWER RETURNS PER TON DELIVERED BASIS NON-RELATED PURCHASE
FOR WINE, CONCENTRATE, JUICE, VINEGAR, AND BEVERAGE BRANDY BY CALIFORNIA PROCESSORS
FROM THE 2020 CROP BY TYPE, VARIETY, AND REPORTING DISTRICT WHERE GROWN, WITH COMPARISONS**

Type and Variety	1	2	3	4	5	6	7	8	9	10
	Dollars									
RAISIN GRAPES:										
Fiesta	0.00	0.00	0.00	0.00	0.00	0.00	0.00	0.00	0.00	0.00
Thompson Seedless	0.00	0.00	0.00	0.00	0.00	0.00	0.00	0.00	0.00	0.00
Other Raisin ¹	0.00	0.00	0.00	0.00	0.00	0.00	0.00	0.00	0.00	0.00
Total Raisin	0.00	0.00	0.00	0.00	0.00	0.00	0.00	0.00	0.00	0.00
TABLE GRAPES:										
Arra	0.00	0.00	0.00	0.00	0.00	0.00	0.00	0.00	0.00	0.00
Autumn King	0.00	0.00	0.00	0.00	0.00	0.00	0.00	0.00	0.00	0.00
Crimson Seedless *	0.00	0.00	0.00	0.00	0.00	0.00	0.00	0.00	0.00	0.00
Flame Seedless *	0.00	0.00	0.00	0.00	0.00	0.00	0.00	0.00	0.00	0.00
Ivory Seedless	0.00	0.00	0.00	0.00	0.00	0.00	0.00	0.00	0.00	0.00
Princess *	0.00	0.00	0.00	0.00	0.00	0.00	0.00	0.00	0.00	0.00
Pristine	0.00	0.00	0.00	0.00	0.00	0.00	0.00	0.00	0.00	0.00
Red Globe *	0.00	0.00	0.00	0.00	0.00	0.00	0.00	0.00	0.00	0.00
Ruby Seedless *	0.00	0.00	0.00	0.00	0.00	0.00	0.00	0.00	0.00	0.00
Scarlet Royal	0.00	0.00	0.00	0.00	0.00	0.00	0.00	0.00	0.00	0.00
Sugraone *	0.00	0.00	0.00	0.00	0.00	0.00	0.00	0.00	0.00	0.00
Summer Royal	0.00	0.00	0.00	0.00	0.00	0.00	0.00	0.00	0.00	0.00
Sweet Sunshine	0.00	0.00	0.00	0.00	0.00	0.00	0.00	0.00	0.00	0.00
Other Table ¹	0.00	0.00	0.00	0.00	0.00	0.00	0.00	0.00	0.00	1,682.61
Total Table	0.00	0.00	0.00	0.00	0.00	0.00	0.00	0.00	0.00	1,682.61
WINE GRAPES (WHITE):										
Albarino	2,200.00	0.00	2,493.12	3,401.34	693.82	1,288.24	1,273.86	1,760.93	1,800.00	1,918.03
Arneis	1,859.67	0.00	0.00	2,680.97	0.00	0.00	1,600.00	2,166.38	0.00	2,300.00
Burger *	0.00	0.00	0.00	0.00	0.00	0.00	0.00	0.00	0.00	0.00
Chardonnay *	1,158.81	1,086.78	2,288.13	2,933.86	901.09	883.13	1,082.31	1,231.93	615.70	1,142.97
Chenin Blanc	1,787.87	1,100.00	0.00	2,694.34	397.62	1,200.00	2,789.49	1,504.35	564.03	1,743.13
Cortese	2,000.00	0.00	0.00	0.00	0.00	0.00	0.00	0.00	0.00	0.00
Fiano	2,200.00	0.00	0.00	2,507.96	0.00	0.00	0.00	2,397.37	1,450.00	1,660.87
Flora	0.00	0.00	0.00	2,308.86	0.00	0.00	0.00	0.00	0.00	0.00
French Colombard	1,292.80	0.00	1,422.59	0.00	1,657.14	0.00	0.00	0.00	1,000.00	0.00
Gewurztraminer	1,979.78	1,800.00	1,889.95	0.00	700.00	2,000.00	643.81	1,435.00	0.00	0.00
Gray Riesling *	0.00	0.00	2,469.03	0.00	0.00	0.00	0.00	0.00	0.00	0.00
Grenache Blanc	4,000.00	0.00	2,526.12	0.00	0.00	1,350.00	1,157.70	1,632.39	1,405.00	1,952.43
Grenache Gris	2,700.00	0.00	3,000.00	0.00	0.00	0.00	0.00	2,279.25	0.00	0.00
Gruner Veltliner	1,896.55	0.00	2,700.00	0.00	0.00	2,166.67	1,355.00	2,145.27	0.00	0.00
Malvasia Bianca	0.00	0.00	2,235.81	2,458.00	0.00	1,720.00	1,136.08	1,521.60	750.00	0.00
Marsanne	1,930.56	0.00	2,261.64	3,331.69	0.00	1,400.00	2,005.50	2,396.13	2,100.00	1,976.78
Melon	0.00	0.00	500.00	0.00	0.00	0.00	2,900.00	2,275.00	0.00	0.00
Moscato Gaillo *	0.00	0.00	0.00	0.00	0.00	0.00	0.00	0.00	0.00	0.00
Muscat Blanc *	762.20	966.58	2,465.26	1,774.65	1,469.44	749.64	1,203.80	768.97	1,231.46	1,517.50
Muscat Orange	1,761.63	0.00	0.00	0.00	0.00	0.00	0.00	1,083.21	359.63	1,230.00
Muscat of Alexandria	0.00	0.00	6,000.00	0.00	0.00	0.00	0.00	0.00	2,200.00	1,650.00
Palomino *	0.00	0.00	0.00	0.00	0.00	2,000.00	0.00	0.00	0.00	0.00
Pecorino	0.00	0.00	0.00	0.00	0.00	0.00	0.00	0.00	0.00	0.00
Picpoul Blanc	2,000.00	0.00	2,600.00	0.00	0.00	0.00	1,160.22	2,523.95	1,736.59	1,885.83
Pinot Blanc	1,746.15	0.00	2,359.89	1,895.04	0.00	1,340.00	1,294.88	2,897.18	0.00	0.00
Pinot Gris *	1,759.37	1,125.00	1,827.18	1,202.40	624.05	568.04	946.24	1,049.99	539.71	1,136.37
Ribolla Gialla *	0.00	0.00	0.00	2,256.54	0.00	0.00	0.00	0.00	0.00	0.00
Roussanne	1,376.92	1,552.38	2,292.41	0.00	0.00	1,400.00	1,700.00	2,629.94	1,962.07	1,940.35
Sauvignon Blanc	1,385.38	1,108.72	1,538.22	2,431.06	976.41	923.61	1,019.53	1,400.73	521.98	907.33
Sauvignon Gris	0.00	0.00	1,814.00	0.00	0.00	0.00	0.00	0.00	0.00	0.00
Sauvignon Musque	1,400.00	1,500.00	2,270.72	2,621.56	0.00	0.00	1,567.32	0.00	0.00	1,650.00
Sauvignon Vert *	0.00	0.00	2,405.79	4,500.00	0.00	0.00	0.00	0.00	0.00	0.00
Semillon	1,556.96	1,308.33	2,511.54	3,005.08	0.00	1,000.00	1,675.00	2,105.00	800.00	1,447.29
St. Emilion *	0.00	0.00	0.00	0.00	0.00	0.00	0.00	2,777.78	0.00	0.00
Sylvaner	0.00	0.00	0.00	0.00	0.00	0.00	0.00	1,200.00	0.00	0.00
Symphony	0.00	0.00	1,200.00	0.00	275.00	0.00	0.00	0.00	400.00	0.00
Tocai Friulano	1,493.10	0.00	2,701.96	3,112.78	0.00	0.00	0.00	2,421.23	0.00	1,717.31
Torrantes	0.00	0.00	0.00	0.00	0.00	0.00	0.00	0.00	0.00	0.00
Triplett Blanc	0.00	0.00	0.00	0.00	0.00	0.00	0.00	0.00	0.00	0.00
Verdejo	0.00	0.00	0.00	0.00	0.00	0.00	0.00	1,600.00	1,301.70	1,467.86
Verdelho	0.00	0.00	0.00	0.00	1,132.53	1,350.00	1,600.00	1,629.42	1,901.92	1,698.00
Vermentino *	1,853.45	1,800.00	2,272.17	2,297.00	1,600.00	0.00	1,120.33	1,630.29	1,771.24	1,814.49
Vernaccia	0.00	0.00	0.00	0.00	0.00	0.00	0.00	0.00	0.00	0.00
Viognier	1,252.37	1,422.25	2,736.60	3,546.59	494.94	1,537.61	1,668.92	1,358.78	408.04	1,761.03
White Riesling *	2,140.39	1,000.00	2,319.33	3,569.84	817.19	1,695.46	768.14	1,326.00	750.00	1,491.54
Other White ¹	2,053.33	0.00	2,805.39	4,789.13	1,450.00	638.73	1,135.16	2,244.40	1,333.33	1,611.23
Total White	1,209.66	1,111.62	2,131.65	2,735.90	753.13	830.29	1,014.44	1,294.69	623.18	1,321.04

**TABLE 10: WEIGHTED AVERAGE GROWER RETURNS PER TON DELIVERED BASIS NON-RELATED PURCHASE
FOR WINE, CONCENTRATE, JUICE, VINEGAR, AND BEVERAGE BRANDY BY CALIFORNIA PROCESSORS
FROM THE 2020 CROP BY TYPE, VARIETY, AND REPORTING DISTRICT WHERE GROWN, WITH COMPARISONS**

Type and Variety	11	12	13	14	15	16	17	State Total	
								2020	2019
Dollars									
RAISIN GRAPES:									
Fiesta	0.00	0.00	245.66	0.00	0.00	0.00	0.00	245.66	263.26
Thompson Seedless	0.00	0.00	258.90	183.06	0.00	0.00	0.00	252.18	236.54
Other Raisin ¹	0.00	0.00	0.00	0.00	0.00	0.00	0.00	0.00	391.06
Total Raisin	0.00	0.00	255.43	183.06	0.00	0.00	0.00	250.58	245.05
TABLE GRAPES:									
Arra	0.00	0.00	0.00	180.00	0.00	0.00	0.00	180.00	163.06
Autumn King	0.00	0.00	0.00	125.00	0.00	0.00	0.00	125.00	160.40
Crimson Seedless *	0.00	0.00	0.00	0.00	0.00	0.00	0.00	0.00	160.00
Flame Seedless *	0.00	0.00	0.00	0.00	0.00	0.00	0.00	0.00	188.80
Ivory Seedless	0.00	0.00	0.00	180.00	0.00	0.00	0.00	180.00	350.00
Princess *	0.00	0.00	0.00	0.00	0.00	0.00	0.00	0.00	160.00
Pristine	0.00	0.00	0.00	0.00	0.00	0.00	0.00	0.00	160.00
Red Globe *	0.00	0.00	0.00	0.00	0.00	0.00	0.00	0.00	162.51
Ruby Seedless *	0.00	0.00	0.00	0.00	0.00	0.00	0.00	0.00	160.00
Scarlet Royal	0.00	0.00	0.00	180.00	0.00	0.00	0.00	180.00	161.74
Sugraone *	0.00	0.00	0.00	181.76	0.00	0.00	0.00	181.76	160.00
Summer Royal	0.00	0.00	0.00	0.00	0.00	0.00	0.00	0.00	350.00
Sweet Sunshine	0.00	0.00	0.00	0.00	0.00	0.00	0.00	0.00	175.69
Other Table ¹	0.00	0.00	0.00	184.77	0.00	0.00	0.00	245.69	333.13
Total Table	0.00	0.00	0.00	159.31	0.00	0.00	0.00	162.41	261.24
WINE GRAPES (WHITE):									
Albarino	695.38	0.00	500.00	0.00	1,800.00	1,910.57	668.94	833.60	942.46
Arneis	2,000.00	0.00	0.00	0.00	0.00	1,980.00	0.00	1,996.92	2,050.22
Burger *	275.00	275.00	267.05	265.00	0.00	0.00	0.00	267.77	268.03
Chardonnay *	514.57	457.94	392.70	411.37	1,350.00	1,720.63	602.50	836.41	938.95
Chenin Blanc	419.03	389.96	320.77	0.00	0.00	0.00	452.69	397.99	400.94
Cortese	0.00	0.00	0.00	0.00	0.00	0.00	315.00	582.00	826.74
Fiano	1,060.00	0.00	0.00	0.00	0.00	0.00	1,140.00	1,625.04	1,644.11
Flora	0.00	0.00	0.00	0.00	0.00	0.00	0.00	2,308.86	2,310.12
French Colombard	305.86	0.00	285.51	290.59	0.00	0.00	0.00	286.99	278.67
Gewurztraminer	555.30	0.00	0.00	0.00	0.00	0.00	601.44	650.90	725.07
Gray Riesling *	0.00	0.00	0.00	0.00	0.00	0.00	0.00	2,469.03	2,505.91
Grenache Blanc	556.35	0.00	1,236.21	0.00	0.00	1,885.71	1,800.00	1,503.70	1,350.26
Grenache Gris	0.00	0.00	0.00	0.00	0.00	0.00	0.00	2,539.41	1,132.40
Gruener Veltliner	0.00	0.00	0.00	0.00	0.00	0.00	337.25	1,509.48	1,243.79
Malvasia Bianca	425.00	420.18	650.00	0.00	0.00	0.00	0.00	695.32	605.75
Marsanne	0.00	0.00	1,200.00	0.00	0.00	0.00	0.00	2,031.57	2,100.71
Melon	0.00	0.00	0.00	0.00	0.00	0.00	0.00	1,870.20	2,352.05
Moscato Gaiillo *	0.00	0.00	0.00	0.00	0.00	0.00	0.00	0.00	1,500.00
Muscat Blanc *	477.69	0.00	400.77	0.00	1,400.00	1,559.51	576.14	538.26	557.08
Muscat Orange	475.00	481.21	425.55	0.00	0.00	1,700.00	475.00	491.78	484.70
Muscat of Alexandria	0.00	292.01	290.31	264.36	1,408.70	0.00	841.29	285.94	277.11
Palomino *	0.00	0.00	276.88	0.00	0.00	0.00	0.00	294.68	305.23
Pecorino	0.00	0.00	0.00	0.00	0.00	0.00	0.00	0.00	2,300.00
Picpoul Blanc	1,500.00	0.00	1,200.00	0.00	0.00	1,558.82	0.00	1,906.43	1,821.16
Pinot Blanc	0.00	0.00	0.00	0.00	0.00	0.00	0.00	1,544.96	1,771.36
Pinot Gris *	567.67	457.52	445.80	440.00	0.00	1,783.99	589.30	537.94	525.60
Ribolla Gialla *	1,368.03	0.00	0.00	0.00	0.00	0.00	0.00	2,033.63	3,172.30
Roussanne	982.75	0.00	1,200.00	0.00	0.00	1,800.00	0.00	2,031.49	2,094.88
Sauvignon Blanc	553.09	499.71	487.37	400.00	1,100.00	1,717.99	539.78	936.18	1,101.35
Sauvignon Gris	0.00	0.00	0.00	0.00	0.00	0.00	0.00	1,814.00	0.00
Sauvignon Musque	0.00	0.00	0.00	0.00	0.00	0.00	0.00	2,305.38	1,753.67
Sauvignon Vert *	0.00	0.00	0.00	0.00	0.00	0.00	0.00	2,697.39	2,646.13
Semillon	351.65	0.00	0.00	0.00	0.00	0.00	379.39	894.92	914.05
St. Emilion *	0.00	0.00	0.00	0.00	0.00	0.00	0.00	2,777.78	2,340.00
Sylvaner	0.00	0.00	0.00	0.00	0.00	0.00	0.00	1,200.00	0.00
Symphony	303.19	0.00	268.82	0.00	0.00	0.00	0.00	271.66	268.57
Tocai Friulano	0.00	0.00	0.00	0.00	0.00	0.00	0.00	2,204.17	2,063.25
Torrontes	1,450.00	0.00	0.00	0.00	0.00	0.00	0.00	1,450.00	1,483.33
Triplett Blanc	0.00	0.00	235.89	0.00	0.00	0.00	0.00	235.89	228.23
Verdejo	400.00	0.00	0.00	0.00	0.00	0.00	0.00	579.24	1,527.18
Verdelho	533.74	1,750.00	0.00	0.00	0.00	2,100.00	425.00	646.44	635.26
Vermentino *	555.61	0.00	0.00	0.00	0.00	2,079.93	0.00	870.24	948.82
Vernaccia	0.00	0.00	0.00	0.00	0.00	0.00	0.00	0.00	2,364.44
Viognier	498.86	433.77	418.91	0.00	1,200.00	1,776.18	604.04	630.93	696.65
White Riesling *	475.28	386.34	0.00	0.00	0.00	1,664.94	605.19	698.63	683.03
Other White ¹	1,225.00	0.00	99.00	184.96	1,431.58	2,100.00	341.72	212.21	982.54
Total White	524.74	443.01	317.96	284.79	1,377.78	1,812.89	575.49	547.83	601.05

**TABLE 10: WEIGHTED AVERAGE GROWER RETURNS PER TON DELIVERED BASIS NON-RELATED PURCHASE
FOR WINE, CONCENTRATE, JUICE, VINEGAR, AND BEVERAGE BRANDY BY CALIFORNIA PROCESSORS
FROM THE 2020 CROP BY TYPE, VARIETY, AND REPORTING DISTRICT WHERE GROWN, WITH COMPARISONS**

Type and Variety	1	2	3	4	5	6	7	8	9	10
	Dollars									
WINE GRAPES (RED):										
Aglianico	0.00	0.00	0.00	0.00	3,000.00	0.00	0.00	1,591.47	1,000.00	1,864.29
Aleatico	0.00	0.00	2,797.70	3,200.00	0.00	0.00	0.00	0.00	0.00	0.00
Alicante Bouschet *	0.00	0.00	3,173.21	0.00	0.00	1,182.60	0.00	1,926.44	2,000.00	1,607.02
Alvarinho	0.00	0.00	0.00	0.00	0.00	0.00	0.00	0.00	0.00	0.00
Barbera	1,714.18	1,509.83	2,287.04	0.00	1,350.00	797.82	1,866.67	1,838.08	792.45	1,693.02
Blaufraenkisch *	0.00	0.00	0.00	0.00	0.00	0.00	0.00	1,800.00	0.00	0.00
Cabernet Franc	2,217.39	2,105.63	3,633.78	6,861.05	1,950.00	2,451.72	1,461.62	3,167.27	1,259.32	1,511.90
Cabernet Sauvignon	1,756.86	1,899.36	2,351.89	6,186.46	1,818.08	1,057.98	897.10	1,461.72	654.63	1,529.89
Carignane	1,418.66	0.00	2,441.56	3,250.00	1,525.64	1,629.12	1,500.00	2,354.35	1,715.39	1,757.78
Carmenere	0.00	0.00	2,574.13	0.00	0.00	1,200.00	0.00	0.00	0.00	0.00
Centurian	0.00	0.00	0.00	0.00	0.00	0.00	0.00	0.00	0.00	0.00
Charbono	1,802.33	1,500.00	0.00	3,993.21	1,200.00	0.00	0.00	1,777.44	0.00	1,794.19
Ciliegiolo	0.00	0.00	0.00	0.00	0.00	0.00	0.00	0.00	0.00	0.00
Cinsaut *	0.00	0.00	2,640.30	5,342.71	0.00	1,150.00	1,233.11	1,966.18	1,907.14	1,723.08
Counoise	0.00	0.00	1,775.71	0.00	0.00	1,700.00	0.00	2,221.28	1,779.89	2,190.48
Dolcetto	1,493.85	0.00	1,944.12	2,400.00	0.00	3,400.00	2,000.00	1,456.00	0.00	1,587.29
Dornfelder	0.00	0.00	0.00	0.00	0.00	0.00	0.00	3,492.31	0.00	0.00
Durif	0.00	0.00	0.00	0.00	0.00	0.00	0.00	0.00	1,076.47	0.00
Freisa	2,000.00	0.00	0.00	0.00	0.00	0.00	2,500.00	0.00	0.00	0.00
Gamay (Napa) *	1,758.70	0.00	2,084.14	2,271.75	2,017.50	0.00	1,535.00	1,775.94	0.00	2,258.45
Gamay Noir Au Jus Blanc	0.00	0.00	0.00	2,600.00	0.00	0.00	0.00	0.00	0.00	2,561.01
Graciano	0.00	0.00	0.00	0.00	1,400.00	0.00	0.00	3,394.68	0.00	2,693.94
Grenache *	1,750.46	1,693.06	2,424.21	3,553.29	1,453.23	1,519.05	1,353.65	1,921.02	1,927.92	1,904.54
Grignolino	2,000.00	0.00	0.00	0.00	0.00	0.00	0.00	0.00	0.00	0.00
Lagrein	0.00	0.00	0.00	0.00	0.00	0.00	0.00	2,075.33	0.00	1,993.33
Malbec	1,441.65	1,997.95	2,291.93	3,928.29	4,146.23	1,237.62	1,476.27	1,974.29	647.80	971.49
Merlot	1,170.22	957.80	1,541.88	3,117.13	1,779.29	955.60	715.55	1,581.36	554.65	1,748.24
Meunier *	3,900.00	0.00	2,323.92	2,054.50	0.00	0.00	0.00	1,880.00	0.00	0.00
Mission	0.00	0.00	0.00	0.00	0.00	0.00	0.00	500.00	0.00	1,765.71
Monastrell	0.00	0.00	0.00	0.00	0.00	0.00	0.00	3,900.00	0.00	0.00
Montepulciano	2,078.02	660.00	0.00	2,000.00	0.00	0.00	2,750.00	1,956.03	0.00	1,377.78
Mourvedre *	2,500.00	2,401.58	3,182.00	2,651.67	2,377.78	1,360.80	2,440.44	2,655.14	2,141.82	1,841.06
Muscat Hamburg *	0.00	0.00	0.00	0.00	0.00	0.00	0.00	0.00	0.00	1,200.00
Nebbiolo	2,300.00	0.00	0.00	0.00	0.00	3,533.33	0.00	1,813.53	1,250.00	1,635.71
Negrette *	0.00	0.00	0.00	5,728.57	0.00	0.00	2,728.50	0.00	0.00	0.00
Negroamaro	1,804.05	0.00	0.00	0.00	0.00	0.00	0.00	2,000.00	1,100.00	2,200.00
Nero D'Avola *	1,853.35	0.00	0.00	0.00	0.00	0.00	0.00	2,210.75	0.00	1,263.81
Petit Verdot	1,833.54	2,555.58	3,120.01	3,452.09	0.00	754.48	850.46	1,623.54	752.71	1,659.03
Petite Sirah	1,766.20	1,894.18	2,718.60	3,667.61	2,019.01	931.49	1,477.37	1,432.06	735.75	1,434.10
Pinot Noir	2,774.12	1,675.51	3,125.21	2,433.27	857.03	1,281.51	1,502.72	2,305.12	964.71	1,849.88
Pinotage	1,507.02	0.00	0.00	0.00	0.00	0.00	0.00	0.00	0.00	0.00
Primitivo	1,733.91	0.00	2,622.02	0.00	0.00	631.98	0.00	1,144.34	1,191.67	1,628.40
Refosco *	0.00	0.00	3,750.00	3,800.00	0.00	3,400.00	0.00	1,571.37	0.00	0.00
Royalty	0.00	0.00	0.00	0.00	0.00	0.00	0.00	0.00	0.00	0.00
Rubired *	0.00	0.00	0.00	0.00	0.00	0.00	0.00	0.00	0.00	0.00
Ruby Cabernet	0.00	0.00	0.00	0.00	0.00	0.00	0.00	0.00	0.00	0.00
Sagrantino	0.00	0.00	0.00	0.00	0.00	0.00	2,500.00	0.00	0.00	2,045.95
Sangiovese *	1,904.83	1,390.25	2,224.09	2,089.46	1,475.00	1,877.13	1,350.52	2,048.44	890.77	1,544.04
Souzao	0.00	0.00	0.00	0.00	0.00	0.00	0.00	3,396.17	0.00	1,525.00
St Laurent	0.00	0.00	2,672.00	2,500.00	0.00	0.00	0.00	0.00	0.00	0.00
Syrah *	1,641.63	1,865.86	2,429.73	3,616.20	2,025.77	1,497.68	1,442.50	2,091.29	707.00	1,741.38
Tannat	1,200.00	0.00	0.00	0.00	0.00	0.00	2,000.00	1,537.71	1,426.28	1,568.75
Tempranillo *	1,400.00	1,671.91	3,000.00	4,201.36	1,327.03	1,340.87	1,735.48	2,085.03	584.50	1,803.21
Teroldego	0.00	0.00	0.00	0.00	844.26	734.62	500.00	2,250.00	706.72	1,354.82
Tinta Cao	1,400.00	0.00	0.00	0.00	0.00	0.00	0.00	3,091.10	0.00	1,530.00
Tinta Madeira	0.00	0.00	0.00	0.00	0.00	0.00	0.00	0.00	0.00	0.00
Touriga Nacional *	1,400.00	1,800.00	0.00	0.00	0.00	0.00	0.00	2,254.67	0.00	1,567.39
Trousseau *	4,000.00	1,800.00	3,300.00	0.00	2,000.00	0.00	1,800.00	4,600.00	0.00	1,100.00
Zinfandel	1,634.24	1,389.31	2,611.58	4,012.78	1,558.54	947.64	1,515.63	1,664.03	1,501.53	1,589.81
Other Red ¹	2,051.43	0.00	3,511.98	4,305.61	2,723.08	643.46	2,255.56	2,061.56	0.00	1,394.44
Total Red	1,845.14	1,825.35	2,580.31	5,216.68	1,138.37	1,081.24	1,188.04	1,705.43	727.81	1,571.45
TOTAL WINE	1,474.33	1,378.42	2,362.04	4,481.53	950.87	1,018.83	1,083.27	1,606.21	678.85	1,542.67
TOTAL ALL VARIETIES	1,474.33	1,378.42	2,362.04	4,481.53	950.87	1,018.83	1,083.27	1,606.21	678.85	1,542.74

TABLE 10: WEIGHTED AVERAGE GROWER RETURNS PER TON DELIVERED BASIS NON-RELATED PURCHASE FOR WINE, CONCENTRATE, JUICE, VINEGAR, AND BEVERAGE BRANDY BY CALIFORNIA PROCESSORS FROM THE 2020 CROP BY TYPE, VARIETY, AND REPORTING DISTRICT WHERE GROWN, WITH COMPARISONS

Type and Variety	11	12	13	14	15	16	17	State Total	
								2020	2019
Dollars									
WINE GRAPES (RED):									
Aglianico	701.95	990.71	0.00	0.00	0.00	1,966.48	1,417.19	1,133.54	1,437.02
Aleatico	0.00	0.00	0.00	0.00	0.00	2,700.00	0.00	2,841.62	2,564.25
Alicante Bouschet *	413.05	950.00	297.79	0.00	1,133.33	2,250.82	0.00	522.50	534.55
Alvarinho	0.00	0.00	0.00	0.00	0.00	0.00	0.00	0.00	750.00
Barbera	651.67	370.88	318.39	353.51	1,200.00	1,804.98	1,342.67	352.74	370.15
Blaufraenkisch *	1,000.00	0.00	0.00	0.00	0.00	0.00	0.00	1,691.89	1,702.19
Cabernet Franc	649.75	0.00	299.40	0.00	1,000.00	1,672.09	800.13	3,200.85	3,131.70
Cabernet Sauvignon	636.57	508.02	390.25	329.43	1,487.18	1,767.54	801.55	1,222.09	1,768.95
Carignane	623.06	0.00	294.52	0.00	0.00	1,140.74	0.00	632.46	705.97
Carmenere	900.00	0.00	0.00	0.00	0.00	0.00	0.00	1,327.70	1,044.44
Centurian	0.00	0.00	0.00	0.00	0.00	0.00	0.00	0.00	334.18
Charbono	0.00	0.00	0.00	0.00	0.00	0.00	0.00	2,472.25	2,982.17
Ciliegiolo	0.00	0.00	0.00	0.00	0.00	0.00	0.00	0.00	1,047.62
Cinsaut *	1,156.09	0.00	0.00	0.00	1,200.00	1,929.79	0.00	1,487.26	1,643.07
Counoise	1,000.00	0.00	1,350.00	0.00	0.00	1,600.00	0.00	2,082.02	2,205.79
Dolcetto	800.00	0.00	0.00	0.00	0.00	1,500.00	0.00	1,546.66	1,697.33
Dornfelder	500.29	0.00	0.00	0.00	0.00	0.00	0.00	518.13	718.35
Durif	0.00	0.00	0.00	0.00	0.00	0.00	0.00	1,076.47	1,203.03
Freisa	0.00	0.00	0.00	0.00	0.00	0.00	0.00	2,422.22	1,323.81
Gamay (Napa) *	1,200.00	0.00	925.00	0.00	0.00	0.00	500.00	1,580.96	1,270.47
Gamay Noir Au Jus Blanc	0.00	0.00	0.00	0.00	0.00	0.00	0.00	2,564.77	2,545.79
Graciano	728.61	0.00	0.00	0.00	0.00	0.00	0.00	1,170.07	1,241.77
Grenache *	683.78	498.88	338.01	341.28	1,384.88	1,749.63	1,464.39	622.52	728.09
Grignolino	0.00	0.00	0.00	0.00	0.00	0.00	0.00	2,000.00	0.00
Lagrein	0.00	0.00	0.00	0.00	0.00	0.00	0.00	2,068.83	1,679.31
Malbec	635.39	475.00	429.55	0.00	1,200.00	1,708.41	937.53	802.84	1,001.84
Merlot	526.00	491.11	379.19	0.00	1,200.00	1,600.62	543.79	659.98	800.14
Meunier *	0.00	0.00	0.00	0.00	0.00	0.00	0.00	2,142.65	2,265.91
Mission	807.69	1,078.69	241.78	450.00	0.00	0.00	0.00	274.71	294.02
Monastrell	0.00	0.00	0.00	0.00	0.00	0.00	0.00	3,900.00	2,975.27
Montepulciano	700.00	562.06	0.00	0.00	0.00	1,968.30	0.00	785.44	1,070.56
Mourvedre *	575.05	0.00	536.07	0.00	0.00	1,800.00	1,256.48	1,851.95	2,089.36
Muscat Hamburg *	700.00	532.60	475.00	0.00	0.00	0.00	0.00	520.80	527.89
Nebbiolo	2,000.00	0.00	356.86	0.00	0.00	1,800.00	1,379.17	1,309.38	1,525.41
Negrette *	0.00	0.00	0.00	0.00	0.00	0.00	0.00	3,121.03	2,616.67
Negroamaro	0.00	0.00	0.00	0.00	0.00	0.00	0.00	1,811.74	1,268.77
Nero D'Avola *	700.00	1,044.55	3,550.00	0.00	0.00	0.00	0.00	1,355.53	1,186.77
Petit Verdot	637.94	557.11	428.35	0.00	0.00	1,752.80	1,000.00	771.09	1,021.51
Petite Sirah	668.94	486.38	410.11	423.36	0.00	1,797.39	751.97	824.86	958.93
Pinot Noir	607.37	423.21	327.61	0.00	1,369.23	1,582.39	679.30	1,268.28	1,664.35
Pinotage	0.00	0.00	0.00	0.00	0.00	0.00	0.00	1,507.02	1,391.93
Primitivo	838.99	1,196.00	0.00	0.00	0.00	1,500.00	1,382.38	1,403.56	1,393.85
Refosco *	0.00	0.00	0.00	0.00	0.00	0.00	0.00	1,706.49	1,615.47
Royalty	0.00	0.00	0.00	0.00	0.00	0.00	0.00	0.00	475.00
Rubired *	297.07	257.95	275.23	262.89	0.00	0.00	0.00	273.33	269.61
Ruby Cabernet	325.00	278.21	274.55	293.90	0.00	0.00	0.00	280.22	271.20
Sagrantino	1,050.00	990.00	0.00	0.00	0.00	0.00	1,400.00	1,250.28	2,054.13
Sangiovese *	610.91	1,000.00	350.14	0.00	1,550.00	1,675.13	500.00	1,061.92	1,536.03
Souzao	1,034.56	0.00	0.00	0.00	0.00	0.00	0.00	1,206.77	1,240.27
St Laurent	0.00	0.00	0.00	0.00	0.00	0.00	0.00	2,623.93	2,465.57
Syrah *	516.25	392.47	346.87	306.22	1,637.84	1,658.91	350.00	703.36	863.14
Tannat	483.77	1,100.00	441.93	0.00	1,800.00	2,029.41	1,275.00	633.73	650.96
Tempranillo *	560.35	300.00	365.17	0.00	1,554.55	1,844.54	1,220.93	525.50	626.96
Teroldego	697.61	573.84	300.00	0.00	0.00	0.00	706.69	673.55	705.43
Tinta Cao	0.00	0.00	302.78	0.00	0.00	2,200.00	0.00	349.17	357.37
Tinta Madeira	0.00	0.00	0.00	0.00	0.00	0.00	0.00	0.00	725.00
Touriga Nacional *	565.39	0.00	286.80	0.00	0.00	2,382.93	0.00	541.96	564.81
Trousseau *	0.00	0.00	0.00	0.00	0.00	0.00	0.00	1,839.17	2,052.85
Zinfandel	588.47	327.79	299.07	314.56	1,650.00	1,644.62	269.20	516.84	609.41
Other Red ¹	546.68	395.83	600.00	184.28	1,538.46	1,850.00	0.00	340.10	376.90
Total Red	606.45	462.02	310.81	284.73	1,497.16	1,724.85	659.76	775.71	1,022.06
TOTAL WINE	579.89	455.11	314.71	284.77	1,476.17	1,742.06	600.42	667.57	830.99
TOTAL ALL VARIETIES	579.89	455.11	313.08	281.28	1,476.17	1,742.06	600.42	661.81	813.46

* Synonyms for variety names are shown on Page 5.

¹ Other categories include minor and mixed varieties.

Agricultural Resource Management Survey (ARMS)

Did you receive a 2020 Agricultural Resource Management Survey (ARMS)?

Thank you, if you have already responded. If not, there is still time.

Online at agcounts.usda.gov.

Online reporting is fast, easy, and secure.

By mail or fax. Mail it back in the return envelope provided, or fax it to (812) 218-2232.

To learn more, visit nass.usda.gov/go/arms or call us at (888) 424-7828.



United States Department of Agriculture
National Agricultural Statistics Service