

# CALIFORNIA GRAPE CRUSH

PRELIMINARY REPORT

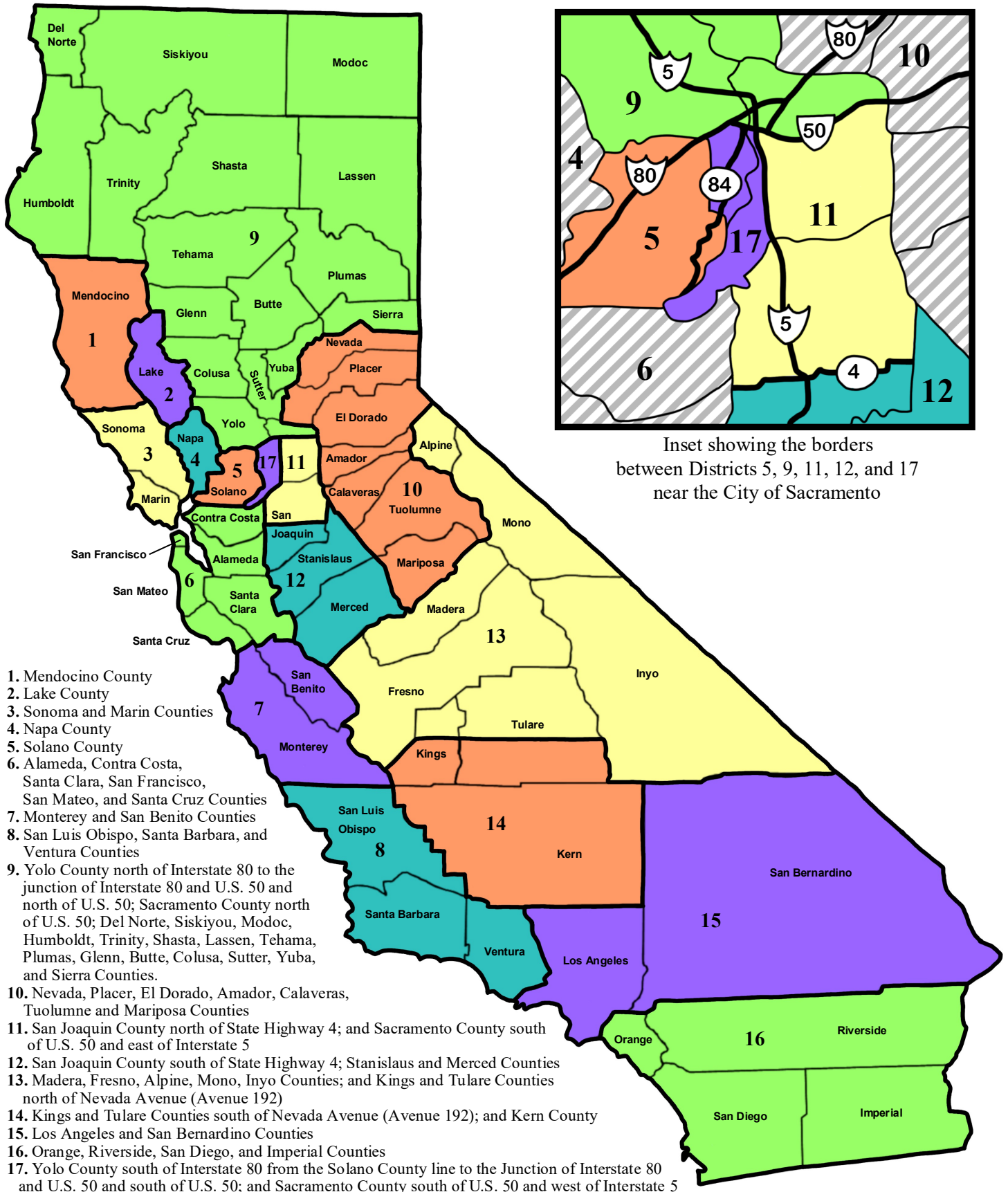
FEBRUARY 9, 2024



# 2023

CALIFORNIA DEPARTMENT OF FOOD AND AGRICULTURE

# MAP AND DEFINITIONS OF CALIFORNIA GRAPE PRICING DISTRICTS



Inset showing the borders between Districts 5, 9, 11, 12, and 17 near the City of Sacramento

1. Mendocino County
2. Lake County
3. Sonoma and Marin Counties
4. Napa County
5. Solano County
6. Alameda, Contra Costa, Santa Clara, San Francisco, San Mateo, and Santa Cruz Counties
7. Monterey and San Benito Counties
8. San Luis Obispo, Santa Barbara, and Ventura Counties
9. Yolo County north of Interstate 80 to the junction of Interstate 80 and U.S. 50 and north of U.S. 50; Sacramento County north of U.S. 50; Del Norte, Siskiyou, Modoc, Humboldt, Trinity, Shasta, Lassen, Tehama, Plumas, Glenn, Butte, Colusa, Sutter, Yuba, and Sierra Counties.
10. Nevada, Placer, El Dorado, Amador, Calaveras, Tuolumne and Mariposa Counties
11. San Joaquin County north of State Highway 4; and Sacramento County south of U.S. 50 and east of Interstate 5
12. San Joaquin County south of State Highway 4; Stanislaus and Merced Counties
13. Madera, Fresno, Alpine, Mono, Inyo Counties; and Kings and Tulare Counties north of Nevada Avenue (Avenue 192)
14. Kings and Tulare Counties south of Nevada Avenue (Avenue 192); and Kern County
15. Los Angeles and San Bernardino Counties
16. Orange, Riverside, San Diego, and Imperial Counties
17. Yolo County south of Interstate 80 from the Solano County line to the Junction of Interstate 80 and U.S. 50 and south of U.S. 50; and Sacramento County south of U.S. 50 and west of Interstate 5



## TABLE OF CONTENTS

GRAPE CRUSH REPORT OVERVIEW .....	5
EXPLANATION OF TABLES .....	8
TABLE 1: State totals of grapes for crushing by type and variety, weighted average degrees Brix, and weighted average dollars per ton, 2022-23 .....	10
TABLE 2: Tons of grapes crushed by California processors from the 2023 crop by type, variety, and reporting district where grown, with comparisons .....	12
TABLE 3: Weighted average degrees Brix for all grapes crushed by California processors from the 2023 crop by type, variety, and reporting district where grown, with comparisons .....	16
TABLE 4: Tons of grapes purchased for wine, concentrate, juice, vinegar, and beverage brandy, by California processors from the 2023 crop by type, variety, and reporting district where grown, with comparisons .....	18
TABLE 5: Weighted average degrees Brix for all grapes purchased for wine, concentrate, juice, vinegar, and beverage brandy, by California processors from the 2023 crop by type, variety, and reporting district where grown, with comparisons .....	22
TABLE 6: Weighted average grower returns per ton, delivered basis, purchased for wine, concentrate, juice, vinegar, and beverage brandy, by California processors from the 2023 crop by type, variety, and reporting district where grown, with comparisons .....	24
TABLE 7: Tons of grapes purchased by California processors as distilling material other than beverage brandy from the 2023 crop by type and variety, with comparisons .....	28
TABLE 8: Base price paid to growers for grapes crushed and delivered to California processors, from the 2023 crop, with Brix factors and purchased tonnage, by type, variety, reporting district where grown, and weighted average base price .....	29
Supplement: 2023 Brix Adjustment Factors .....	151
TABLE 9: Tons of grapes crushed to growers' accounts by California processors from the 2023 crop by type, variety, and reporting district where grown, with comparisons. <i>(Table 9 only appears in the Final Grape Crush Report.)</i>	
TABLE 10: Weighted average grower returns per ton, delivered basis, non-related purchase for wine, concentrate, juice, vinegar, and beverage brandy, by California processors from the 2023 crop by type, variety, and reporting district where grown, with comparisons .....	154

---

### COMPILED AND PUBLISHED BY:

California Department of Food and Agriculture

in cooperation with

USDA National Agricultural Statistics Service

Pacific Regional Office – California

650 Capitol Mall, Suite 6-100

Sacramento, CA 95814

Phone: (916) 738-6569 --- Fax: (855) 270-2722

E-mail: [grapecrushteam@usda.gov](mailto:grapecrushteam@usda.gov) --- Web: [www.nass.usda.gov/ca](http://www.nass.usda.gov/ca)

*All photos by Sav Moore*

February 9, 2024

# THANK YOU GROWERS AND VINTNERS

The Pacific Regional Office of USDA National Agricultural Statistics Service (NASS) and the California Department of Food and Agriculture (CDFA) appreciate the timely reporting by the State's vintners in the preparation of the *2023 Grape Crush Report*.

NASS and CDFA also conduct an annual acreage survey in partnership with California grape growers. The *Grape Acreage Report* contains information on new plantings and removals of grapes.

The *2023 Grape Crush Report* and *Grape Acreage Report* are available on the NASS website at:

**[www.nass.usda.gov/ca](http://www.nass.usda.gov/ca)**





## GRAPE CRUSH REPORT OVERVIEW

Information contained in this Report was supplied by processors to fulfill the reporting requirements of Section 55601.5 of the Food and Agricultural Code.

The Final Grape Crush Report includes all grape tonnage crushed during the 2023 season. It also includes purchased tonnage and pricing information for grapes with final prices prior to January 10, 2024.

Details of the crushed tonnage, degrees Brix, and weighted average prices were reported by grape type and variety, as well as by grape pricing districts. The 17 districts refer to the area in which the grapes were grown as defined in the Administrative Code. A district map is located on the inside of the front cover.

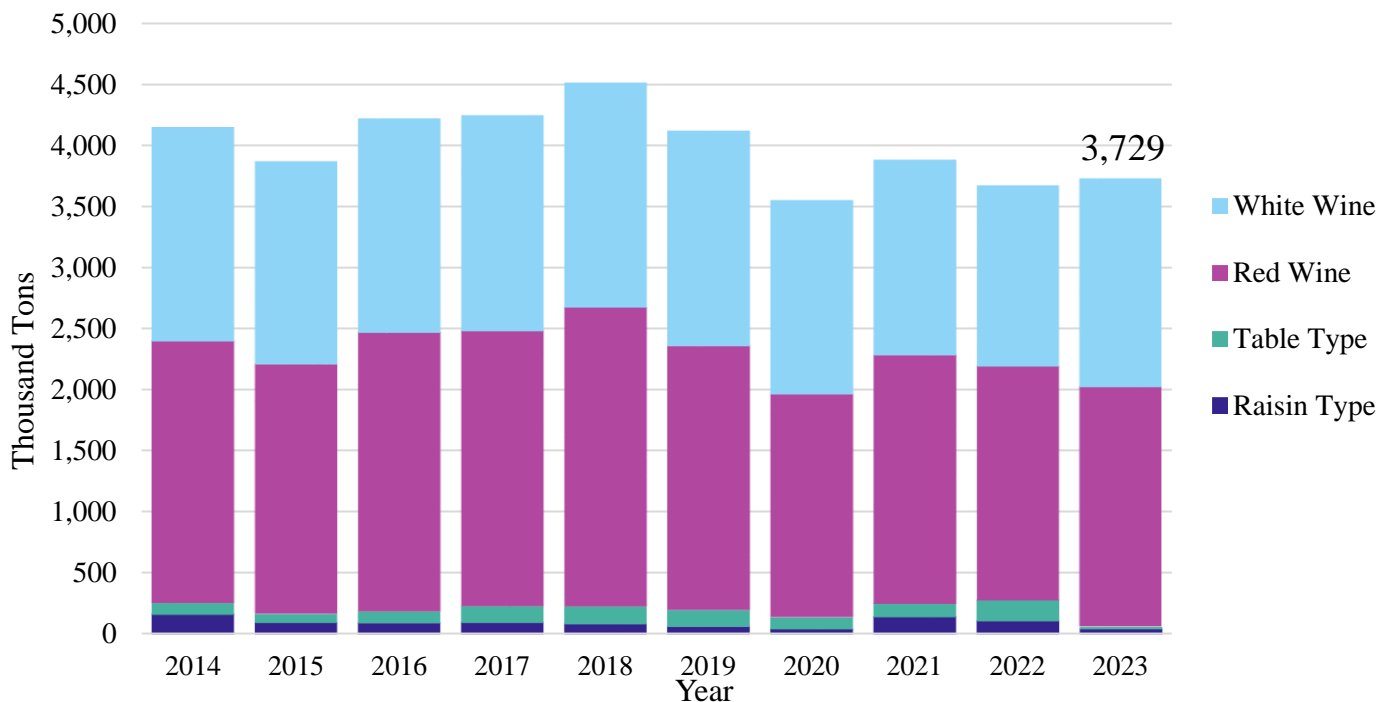
### SUMMARY OF GRAPE TONNAGES AND PRICES

The 2023 crush totaled 3,728,923 tons, up 1.6% from the 2022 crush of 3,670,861 tons. Red wine varieties accounted for the largest share of all grapes crushed, at 1,959,024 tons, up 2.3% from 2022. White wine varieties crushed totaled 1,709,270 tons, up 15.3% from 2022. Tons crushed of raisin type varieties totaled 43,621, down 58.9% from 2022, and tons crushed of table type varieties totaled 17,008, down 89.9% from 2022.

The Grape Crush Report includes the total number of tons crushed for concentrate production. In determining grape tonnage crushed for concentrate production, each processor was required to report the estimated equivalent tons of grapes crushed for grape concentrate. For the 2023 season, this total was 282,343 tons, 7.6% of the 2023 grape crush total. This report provides only the aggregate figure for grapes crushed for concentrate production and does not include information by district, type, or variety.

The 2023 average price of all varieties was \$1,038.97, up 11.4% from 2022. Average prices for the 2023 crop by type were as follows: red wine grapes, \$1,346.13, up 13.6% from 2022; white wine grapes, \$733.33, up 6.4% from 2022; raisin grapes, \$285.60, down 7.7% from 2022; and table grapes, \$195.57, down 8.7% from 2022.

## California Grapes Crushed 2014-2023



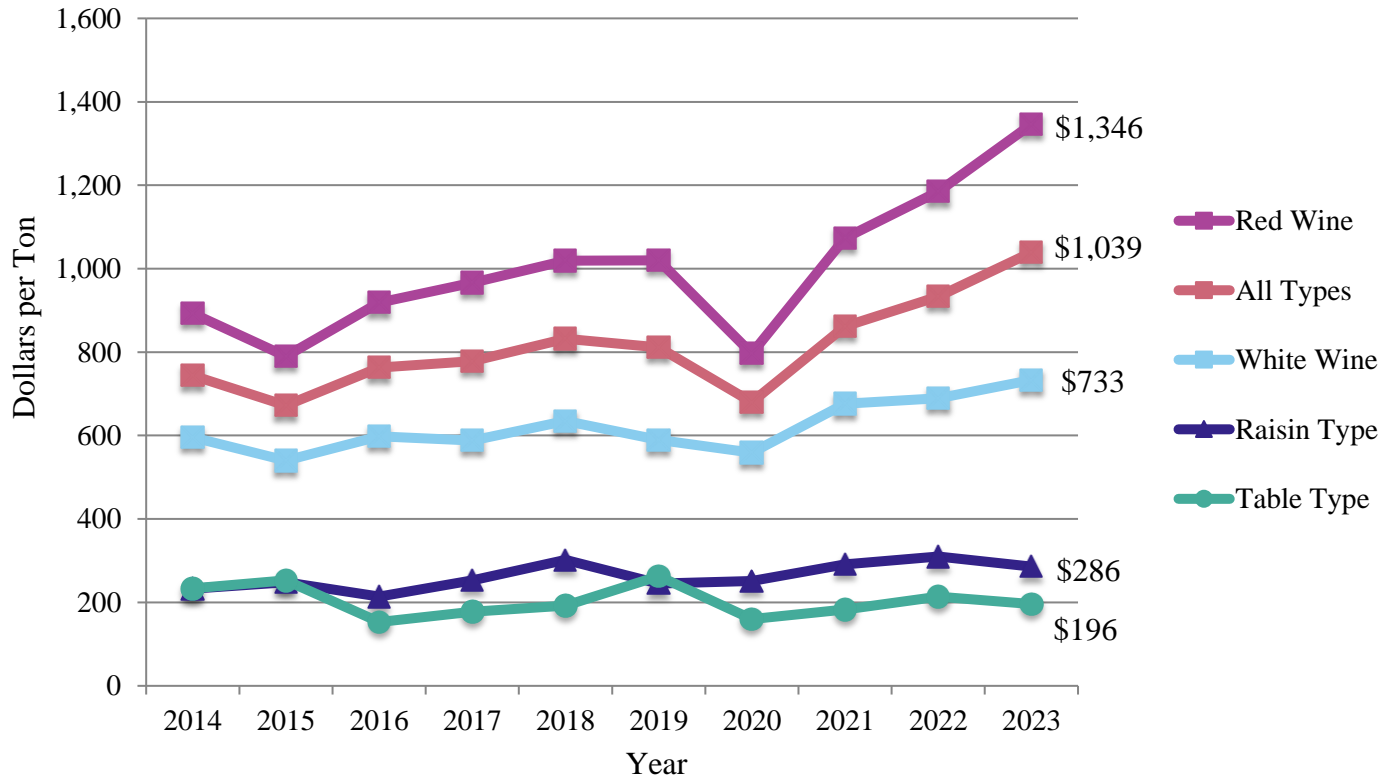
Source: USDA, National Agricultural Statistics Service, Pacific Regional Office

## CALIFORNIA GRAPE CRUSH TONNAGE AND PRICE, 2003-2023

Crop year	Red wine type		White wine type		Total wine type		Raisin type		Table type		All types	
	Thousand tons	\$/ton	Thousand tons	\$/ton	Thousand tons	\$/ton	Thousand tons	\$/ton	Thousand tons	\$/ton	Thousand tons	\$/ton
2003	1,634	609	1,230	429	2,864	534	422	95	84	91	3,370	471
2004	1,639	627	1,136	487	2,775	571	727	200	113	199	3,615	482
2005	2,235	634	1,521	507	3,756	583	467	164	106	121	4,330	533
2006	1,874	637	1,263	503	3,136	583	267	154	86	137	3,489	548
2007	1,875	627	1,372	482	3,248	565	364	155	63	138	3,674	522
2008	1,676	661	1,338	543	3,015	609	494	224	165	180	3,674	547
2009	2,078	671	1,625	536	3,703	612	307	171	85	143	4,095	574
2010	2,051	628	1,538	501	3,589	574	274	215	124	174	3,986	545
2011	1,920	708	1,427	542	3,347	637	373	265	155	219	3,874	592
2012	2,292	884	1,726	625	4,018	773	270	319	99	272	4,387	738
2013	2,417	852	1,829	623	4,246	754	328	255	127	222	4,700	713
2014	2,141	893	1,753	596	3,894	759	156	233	95	234	4,145	744
2015	2,041	790	1,664	540	3,705	679	92	248	71	253	3,868	672
2016	2,280	919	1,751	598	4,032	780	90	214	95	153	4,217	763
2017	2,250	966	1,766	588	4,016	800	94	253	132	178	4,242	778
2018	2,447	1,019	1,834	635	4,281	856	83	302	142	192	4,506	832
2019	2,158	1,020	1,762	590	3,920	827	61	245	134	263	4,115	811
2020	1,822	797	1,591	559	3,414	685	42	251	95	160	3,551	680
2021	2,033	1,074	1,601	676	3,634	898	138	291	108	183	3,880	862
2022	1,914	1,185	1,483	689	3,397	967	106	310	168	214	3,671	933
2023	1,959	1,346	1,709	733	3,668	1,056	44	286	17	196	3,729	1,039

Source: USDA, National Agricultural Statistics Service, Pacific Regional Office

### California Grape Crush, Dollars per Ton 2014-2023



Source: USDA, National Agricultural Statistics Service, Pacific Regional Office



## LEADING GRAPE VARIETIES AND DISTRICTS

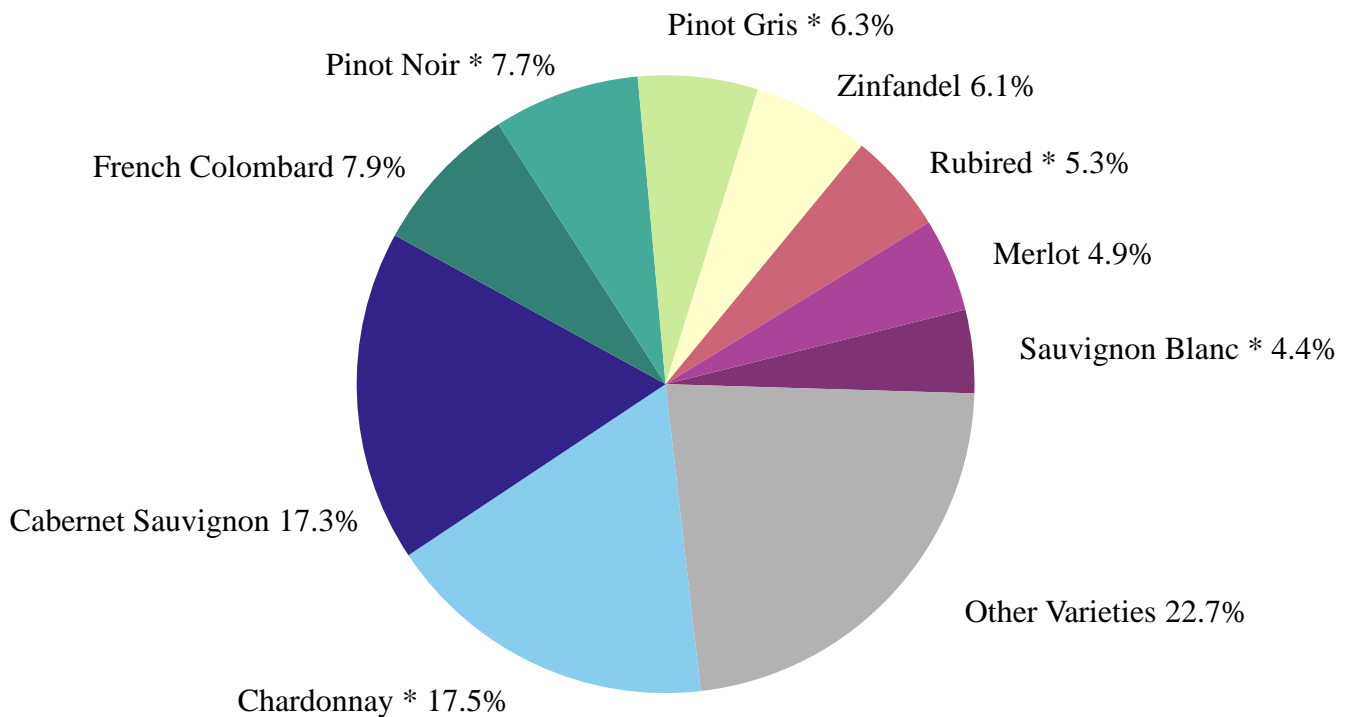
In 2023, Chardonnay continued to account for the largest percentage of the total tonnage crushed at 17.5%. Cabernet Sauvignon accounted for the second largest percentage of the total crush at 17.3%. Raisin grape varieties crushed for wine accounted for 1.2% of the total crush and table varieties crushed for wine were .5% of the total crush.

District 13 (Madera, Fresno, Alpine, Mono, Inyo Counties; and Kings and Tulare Counties north of Nevada Avenue (Avenue 192)), had the largest share of the State's crush at 1,032,365 tons. The average price per ton in District 13 was \$344.08.

Grapes produced in District 4 (Napa County) received the highest average price at \$6,943.33 per ton, up 3.7% from 2022. District 3 (Sonoma and Marin counties) received the second highest average price at \$2,915.82 per ton, up 2.9% from 2022.

The 2023 Chardonnay average price of \$1,070.81 was up 4.0% from 2022 and the Cabernet Sauvignon average price of \$2,141.17 was up 9.5% from 2022. The 2023 average price for French Colombard was \$318.06, down 3.2% from 2022, while the Zinfandel average price was up 15.1% from 2022, at \$757.23 per ton.

### Leading Grape Varieties Crushed in California Percent of Total 2023 Crush <sup>1</sup>



Source: USDA, National Agricultural Statistics Service, Pacific Regional Office

\*Synonyms for variety names are shown on Page 9 of the *California Grape Crush Report, Preliminary 2023*.

<sup>1</sup> Percentages may not add to 100%, due to rounding.

## EXPLANATION OF TABLES

**TABLE 1** is a summary of the 2023 crop State totals by grape type and varieties that are shown in detail by grape pricing districts in Tables 2 through 6. State totals and averages for 2022 are shown for comparison.

**TABLE 2** includes over-the-scale fresh tonnage of all grapes crushed by California processors from the 2023 crop. Over-the-scale fresh weight tonnage includes materials other than grapes (MOG) and defects. This table is broken down by the 17 grape pricing districts and by variety. State totals for 2022 are shown for comparison. Crushed tonnage includes all grapes crushed whether: grown and crushed by processors; purchased and crushed by processors; crushed by cooperatives, juice manufacturers, etc.; or crushed for others, including growers.

**TABLE 3** shows the weighted average degrees Brix for all grapes crushed (TABLE 2) by California processors from the 2023 crop. The weighted average degrees Brix is reported by grape pricing districts and variety. State averages for 2022 are shown for comparison.

**TABLE 4** includes net weight fresh tonnage of all grapes purchased for wine, concentrate, juice, vinegar, and beverage brandy by California processors from the 2023 crop. Net weight fresh tonnage does not include material other than grapes (MOG) and defects or other weight adjustments deducted from gross weight. The purchased tonnage is reported by variety and grape pricing districts. State totals for 2022 are shown for comparison. TABLE 4 does not include tonnage purchased as distilling material other than beverage brandy; this is shown in TABLE 7. Prices for all tonnage shown in this table are final and not subject to change. Grapes pooled by cooperatives, those grown by processors and used for their own production and grapes crushed to growers' accounts are not included.

**TABLE 5** shows the weighted average degrees Brix for all grapes purchased for wine, concentrate, juice, vinegar, and beverage brandy (TABLE 4) by California processors from the 2023 crop. The weighted average degrees Brix is reported by grape pricing districts and variety. State averages for 2022 are shown for comparison. TABLE 5 does not include degrees Brix of tonnage purchased as distilling material other than beverage brandy; this is shown in TABLE 7. Grapes pooled by cooperatives, those grown by processors and used for their own production and grapes crushed to growers' accounts are not included.

**TABLE 6** gives the weighted average price per ton, delivered basis, of all tonnage purchased for wine, concentrate, juice, vinegar, and beverage brandy (TABLE 4) by California processors from the 2023 crop. The weighted average prices are reported by variety, and grape pricing districts. State averages for 2022 are shown for comparison. TABLE 6 does not include prices of tonnage purchased as distilling material other than beverage brandy; this is shown in TABLE 7. Prices shown in this table are final and not subject to change. Grapes pooled by cooperatives, those grown by processors and used for their own production and grapes crushed to growers' accounts are not included.

Weighted average prices reflect final prices through January 10, 2024 and include any Brix adjustments, bonuses, or allowances. Prices are equivalent to delivered basis in the area grown including normal within-area hauling allowances. Purchases made on a roadside basis include the usual hauling allowance for local delivery in the area grown. Out-of-area purchases made on a delivered basis do not include extra hauling allowances for delivery outside the area.

The next example indicates the method used for calculating weighted averages.

The following two purchases were made.

Variety	District	Tons	Degrees Brix	Base Price	Price Paid Per Ton	Acceptable Brix Limits	Brix Adjustment Factors	Brix Adjustment Limits
<i>Petite Sirah</i>	<i>1</i>	<b>155.5</b>	<b>20.6</b>	<i>\$450.00</i>	<b>\$364.50</b>	<i>19 - 25</i>	<i>+ or - 10%</i>	<i>Base 22, Min 20, Max 24</i>
<i>Petite Sirah</i>	<i>1</i>	<b>20.5</b>	<b>19.0</b>	<i>\$450.00</i>	<b>\$418.50</b>	<i>19 - 25</i>	<i>+ or - 10%</i>	<i>Base 22, Min 20, Max 24</i>

*Note: The variety, district, base price, and Brix Adjustment Factors (including Brix limits) are the same. The tons purchased, degrees Brix, and price paid per ton are the only differences in this example.*

**Step 1:** Multiply the tons by the Brix for each lot purchased and then add the products to get the total. Also, add the tons purchased.

Variety	District	Tons	Degrees Brix	Total (Tons X Brix)
<i>Petite Sirah</i>	<i>1</i>	<b>155.5</b>	<b>20.6</b>	<b>155.5 X 20.6 = 3,203.3</b>
<i>Petite Sirah</i>	<i>1</i>	<b>20.5</b>	<b>19.0</b>	<b>20.5 X 19.0 = 389.5</b>
<b>TOTALS</b>		<b>176.0</b>		<b>3,592.8</b>

**Step 2:** Divide the total (3,592.8) by the total tons purchased (176.0) to get the **Weighted Average Degrees Brix**.

$$\frac{3,592.8}{176.0} = 20.4$$



**Step 3:** Multiply the purchased tons by the Price Paid Per Ton for each lot purchased and then add the products to get the total.

Variety	District	Tons	Price Paid Per Ton	Total (Tons X Price Paid Per Ton)
<i>Petite Sirah</i>	1	155.5	\$364.50	155.5 X 364.50 = 56,679.8
<i>Petite Sirah</i>	1	20.5	\$418.50	20.5 X 418.50 = 8,579.3
<b>TOTALS</b>		<b>176.0</b>		<b>65,259.1</b>

**Step 4:** Divide the total (65,259.1) by the total tons purchased (176.0) to get the **Weighted Average Price Per Ton:**

$$\frac{65,259.1}{176.0} = \$370.79$$

**TABLE 7** shows all grape tonnage purchased as distilling material other than beverage brandy by California processors from the 2023 crop. The tonnage, weighted average degrees Brix, and price per ton are shown by grape type and variety. State totals and averages for 2022 are given for comparison.

**TABLE 8** shows base prices paid to growers by Brix adjustment factors, purchased tonnage, type, variety and reporting district where grown. Weighted average base prices and total purchased tonnage are included.

The Brix adjustment factors determine adjustments to base prices to compensate for sugar variations. In this report, adjustments are expressed in dollars per ton, or percent of base price per degree variance from the established Brix base. Occasional lots are traded on price per degree Brix as delivered.

**TABLE 9** includes tonnage of all grapes crushed to growers' accounts by California processors from the 2023 crop. Growers retained ownership of these grapes at the time of crushing. This tonnage is reported by grape pricing district and variety. Comparisons with 2022 are shown. (*Table 9 only appears in the Final Grape Crush Report.*)

**TABLE 10** gives the weighted average price per ton, delivered basis, of all tonnage purchased from non-related sources for wine, concentrate, juice, vinegar, and beverage brandy (TABLE 4) by California processors from the 2023 crop. The weighted average prices are reported by variety, and grape pricing districts. State averages for 2022 are shown for comparison. TABLE 10 does not include prices of tonnage purchased as distilling material other than beverage brandy, this is shown in TABLE 7. Prices shown in this table are final and not subject to change. Grapes pooled by cooperatives, those grown by processors and used for their own production and grapes crushed to growers' accounts are not included.

Non-Related Purchased Tons: Excludes tonnage of grapes purchased from a grower if:

- The grower or an affiliate of the grower, or both the grower and the affiliate of the grower, owned, directly or indirectly, at least 5 percent of the indicia of ownership or voting authority of the winery (processor);
- The winery (processor) or an affiliate of the winery, or both the winery and the affiliate of the winery, owned, directly or indirectly, at least 5 percent of the indicia of ownership or voting authority of the grower;
- The winery (processor) or an affiliate of the winery, or both the winery and the affiliate of the winery, provided long-term financing to the grower in exchange for rights or options to purchase a significant portion of the grower's harvest.

Grape Variety Synonyms		Varieties included in:
Albarino * -Alvarinho	Krissy * -Sheeene 12	Other Red Wine -Alvarelhao, Black Prince, Canaiolo, Nero, Carmine, Ciliegiole, Corvina, Early Burgundy, Foch, Grand Noir, Marechal Foch, Peloursin, Petit Bouschet, Pfeffer Cabernet, Ribolla Nera, Salvador, Schiava Grossa, Schioppettino, Terret Noir, Tinta Amarela, Tinta Barroca, Tinta Francisca, Touriga Francesca, Vaccaresse, Zweigelt Other Table -Allison, Candy Snaps, Concord, Flame Tokay, Flaming Red, Sheeene 13, Sweet Scarlet, Thomcord, Timco Other White Wine -Ambulo Blanc, Arinto, Bourboulenc, Caminante Blanc, Catarratto, Chasselas Dore, Coda Di Volpe, Folle Blanche, Greco, Green Hungarian, Kerner, Koshu, Pedro Ximenes, Petit Manseng, Rkatsiteli, Scheurebe, Verdicchio
Alicante Bouschet * -Alicante	Lambrusco * -Colorino	
Blanc Seedless * -Pristine	Meunier * -Pinot Meunier	
Blaufraenkisch * -Lemberger	Moscato Gaillo * -Muscat Yellow	
Burger * -Monbadon	Mourvedre * -Mataro, Monastrell	
Chardonnay * -Pinot Chardonnay, Chardonnay Musque	Muscat Blanc * -Muscat Canelli, Muscat Blanc A Petits Grains	
Cinsaut * -Black Malvoisie, Black Malvasia	Muscat Hamburg * -Black Muscat	
Crimson Seedless * -Red Crimson	Negrette * -Pinot St. George	
Emerald Seedless * -Black Seedless	Nero D'avola * -Calabrese	
Flame Seedless * -Red Flame	Palomino * -Golden Chasselas	
Gray Riesling * -Trousseau Gris	Pinot Gris * -Pinot Grigio	
Great Green * -Green Envy, Big Green	Pinot Noir * -Pinot Pom 4, Pinot Dijon	
Grenache * -Grenache Noir	Princess * -Melissa	
Grenache Blanc * -Garnacha Blanca	Red Globe * -Rose Ito	
Grenache Gris * -Garnacha Gris	Refosco * -Mondeuse	
Ivory * -Sheeene 21, Ivory Seedless, Sugar Crunch, Summer Crunch	Ribolla Gialla * -Rebolla	
	Rubired * -Tintoria	
	Sangiovese * -Sangiovetto	
	Sauvignon Blanc * -Sauvignon Musque	
	Sauvignon Vert * -Muscadelle	
	St. Emilion * -Ugni Blanc, Trebbiano	
	Sugraone * -Superior Seedless	
	Syrah * -French Syrah, Shiraz, Syrah Noir	
	Tempranillo * -Tinta Roriz, Valdepenas	
	Thompson Seedless * -Sultana	
	Touriga Nacional * -Touriga	
	Trousseau * -Bastardo	
	Valdiguie * -Gamay, Gamay (Napa)	
	Vermentino * -Vennentino	
	White Riesling * -Riesling, Johannisberg Riesling	

\* indicates the published name includes more than one variety name

**TABLE 1: STATE TOTALS OF GRAPES FOR CRUSHING BY TYPE AND VARIETY,  
WEIGHTED AVERAGE DEGREES BRUX, AND WEIGHTED AVERAGE DOLLARS PER TON, 2022-23**

Type and Variety	Total Tons Crushed		Avg. Brix Crushed		Total Purchased Tons		Avg. Brix Purchased		Wtd. Avg. Dollars Per Ton	
	2023	2022	2023	2022	2023	2022	2023	2022	2023	2022
<b>RAISIN GRAPES</b>										
Fiesta	5,454.0	13,737.2	21.6	21.8	5,442.8	11,389.8	21.6	21.8	255.05	317.43
Thompson Seedless *	38,167.3	92,499.9	19.1	19.8	37,858.8	85,364.6	19.1	19.7	289.99	308.45
Total Raisin	43,621.3	106,237.1	19.4	20.0	43,301.6	96,754.4	19.4	19.9	285.60	309.50
<b>TABLE GRAPES</b>										
Autumn King	0.0	10,242.7	--	19.5	0.0	2,347.3	--	19.2	--	202.76
Autumn Royal	1,098.9	2,780.7	21.9	19.4	1,098.9	60.8	21.9	20.8	185.90	216.86
Blanc Seedless *	0.0	6,453.4	--	21.3	0.0	0.0	--	--	--	--
Cotton Candy	432.0	558.1	18.7	22.2	432.0	0.0	18.7	--	220.00	--
Crimson Seedless *	0.0	749.0	--	21.1	0.0	287.1	--	22.2	--	204.10
Emerald Seedless *	0.0	6,433.7	--	21.7	0.0	1,149.8	--	21.2	--	195.65
Flame Seedless *	0.0	11,303.4	--	23.2	0.0	5,682.4	--	20.9	--	191.30
Great Green *	640.9	3,683.4	19.5	19.9	640.9	0.0	19.5	--	212.59	--
Holiday	0.0	1,776.2	--	21.4	0.0	0.0	--	--	--	--
Ivory *	4,033.7	12,834.2	20.3	21.7	4,033.7	10,224.3	20.3	20.9	198.60	235.27
Krissy *	1,115.0	0.0	22.9	--	1,115.0	0.0	22.9	--	187.07	--
Luisco	563.7	0.0	18.0	--	563.7	0.0	18.0	--	216.81	--
Princess *	0.0	1,186.8	--	22.6	0.0	290.7	--	22.6	--	200.00
Red Globe *	315.2	4,899.3	20.6	20.1	315.2	1,595.1	20.6	20.1	220.00	200.00
Scarlet	1,949.3	0.0	24.5	--	1,949.3	0.0	35.5	--	184.87	--
Scarlet Royal	0.0	15,598.6	--	26.8	0.0	4,099.8	--	23.3	--	229.60
Sugra-52	839.2	0.0	19.5	--	839.2	0.0	19.5	--	220.00	--
Sugraone *	1,008.7	1,898.8	20.5	18.5	1,008.7	1,732.5	20.5	18.0	215.19	242.22
Summer Royal	0.0	1,858.2	--	23.9	0.0	0.0	--	--	--	--
Other Table <sup>1</sup>	5,011.3	85,515.1	21.6	21.9	5,011.2	20,907.9	21.6	22.0	185.06	208.33
Total Table	17,007.9	167,771.6	21.3	22.1	17,007.8	48,377.7	22.5	21.4	195.57	214.13
<b>WINE GRAPES (WHITE)</b>										
Albarino *	10,530.7	7,768.4	21.6	22.0	10,061.4	7,320.1	21.5	22.0	777.66	779.09
Arneis	86.7	90.9	22.3	23.3	82.7	74.0	22.5	23.1	2,439.57	2,295.90
Burger *	9,176.5	10,151.0	16.4	17.3	6,300.1	9,813.8	15.8	17.3	326.44	306.90
Chardonnay *	651,609.6	525,079.8	22.9	23.2	468,646.9	398,486.1	22.9	23.1	1,070.81	1,029.28
Chenin Blanc	31,192.3	31,171.2	19.6	20.1	28,875.7	28,869.1	19.6	20.1	484.22	460.52
Clairette Blanche <sup>2</sup>	161.6	0.0	21.5	--	129.4	0.0	20.5	--	2,034.60	--
Cortese	50.0	63.4	21.0	21.6	45.3	62.0	21.4	21.7	1,912.14	1,208.10
Falaghina Greco <sup>2</sup>	102.5	0.0	21.6	--	93.5	0.0	21.4	--	2,283.16	--
Fiano	142.3	111.1	22.4	22.8	93.4	67.0	22.4	22.4	2,238.28	2,321.86
Flora	29.0	14.1	21.8	23.4	25.5	12.3	21.7	23.2	2,667.56	2,664.92
French Colombard	294,448.6	279,611.2	19.8	20.0	268,815.7	252,500.7	19.7	19.9	318.06	328.57
Gewurztraminer	10,390.3	9,408.8	22.0	22.9	8,892.1	8,243.5	21.8	22.9	648.00	701.92
Gray Riesling *	74.4	82.9	20.9	21.2	67.6	81.0	21.1	21.7	2,812.06	2,873.15
Grenache Blanc *	1,639.4	1,385.9	22.1	22.5	1,257.7	1,010.2	21.9	22.3	1,875.48	1,757.18
Grenache Gris *	131.5	98.7	22.5	19.6	116.7	91.4	22.2	19.3	1,996.83	1,731.78
Gruener Veltliner	897.1	644.2	21.5	22.9	828.4	579.3	21.6	22.9	1,538.47	1,436.55
Malvasia Bianca	3,517.7	3,153.1	19.8	21.7	1,110.4	908.0	20.2	21.7	649.47	1,114.73
Marsanne	403.3	409.5	22.7	22.9	196.0	199.9	23.0	22.6	2,253.54	1,932.52
Melon	60.9	35.8	21.2	22.2	54.1	33.2	21.0	22.0	2,608.69	1,985.24
Moscato Gaillo *	21.4	14.2	20.6	22.5	11.9	1.8	20.7	22.0	2,325.02	1,316.67
Muscat Blanc *	36,605.1	31,293.7	22.2	22.4	29,445.4	26,391.0	22.7	22.3	524.94	525.98
Muscat Of Alexandria	156,880.0	157,379.7	20.4	21.1	133,178.6	140,368.8	20.5	21.1	306.07	313.18
Muscat Orange	3,134.2	2,697.2	22.5	23.5	2,939.1	2,528.1	22.8	23.6	565.42	570.82
Palomino *	73.2	46.2	19.3	21.3	46.8	41.8	19.9	21.1	1,033.53	1,219.10
Pecorino	28.9	23.3	22.2	24.7	28.1	23.3	22.2	24.7	2,400.00	2,400.00
Picpoul Blanc	310.0	254.8	20.5	20.6	220.7	200.1	20.1	20.6	2,043.09	2,029.59
Pinot Blanc	1,235.4	1,070.3	22.7	21.7	1,051.1	912.9	22.8	21.7	1,694.36	1,571.69
Pinot Gris *	233,934.8	196,432.7	20.7	21.0	197,118.0	167,024.1	20.6	21.1	590.66	580.31
Ribolla Gialla *	89.1	74.3	21.1	22.0	67.7	59.4	21.3	21.1	3,346.70	3,211.96
Roussanne	629.5	722.9	23.1	23.2	333.3	366.1	22.8	23.0	2,769.60	2,449.34
Sauvignon Blanc *	162,765.1	131,124.0	21.7	21.9	129,263.2	102,001.7	21.5	21.9	1,131.58	1,103.60
Sauvignon Gris	92.8	90.0	23.9	24.3	66.8	56.8	24.5	25.2	2,619.99	2,637.11
Sauvignon Vert *	14.4	12.0	21.4	23.0	13.5	12.0	21.3	22.5	2,543.65	2,637.38
Semillon	2,964.7	2,675.9	21.1	21.3	2,108.1	2,000.3	20.6	21.0	1,257.97	1,182.52
St. Emilion *	11.6	14.1	19.6	21.3	11.6	14.1	19.6	21.3	2,763.79	2,704.61
Sylvaner	26.3	24.2	20.5	20.9	0.0	0.0	--	--	--	--
Symphony	28,444.8	26,753.0	19.9	21.7	8,377.0	10,528.9	22.4	22.2	344.22	348.41
Tocai Friulano	99.2	83.0	20.5	22.2	92.8	75.3	21.2	21.3	2,431.41	2,261.67
Torrontes	52.7	61.7	22.4	21.8	51.8	35.6	22.6	22.1	1,673.90	1,544.38
Triplet Blanc	3,159.7	4,987.6	20.6	21.0	3,133.4	4,956.6	20.6	21.0	207.41	275.00
Verdejo	214.6	211.0	21.7	23.1	103.1	114.5	22.1	23.4	705.96	724.21
Verdelho	2,585.9	1,981.5	23.2	23.9	2,498.7	1,915.3	23.2	23.9	704.36	681.11
Vermentino *	2,863.1	2,196.6	21.9	21.3	2,534.8	1,859.1	21.8	21.1	1,181.61	985.50
Vernaccia	18.9	6.7	24.0	23.9	18.9	5.2	24.0	23.9	2,529.63	2,186.54
Viognier	20,042.5	16,021.2	24.6	24.7	15,567.0	12,722.7	25.0	24.8	781.82	806.76
White Riesling *	34,057.0	24,729.5	19.6	20.4	9,978.2	9,443.5	20.9	21.2	807.36	811.55
Other White Wine <sup>1</sup>	4,270.4	12,531.4	19.9	21.4	3,767.0	12,143.6	19.5	21.4	444.52	294.42
Total White	1,709,269.7	1,482,792.7	21.5	21.7	1,337,719.2	1,204,154.2	21.4	21.6	733.33	689.45



**TABLE 1: STATE TOTALS OF GRAPES FOR CRUSHING BY TYPE AND VARIETY,  
WEIGHTED AVERAGE DEGREES BRUX, AND WEIGHTED AVERAGE DOLLARS PER TON, 2022-23**

Type and Variety	Total Tons Crushed		Avg. Brix Crushed		Total Purchased Tons		Avg. Brix Purchased		Wtd. Avg. Dollars Per Ton	
	2023	2022	2023	2022	2023	2022	2023	2022	2023	2022
<b>WINE GRAPES (RED)</b>										
Aglianico	207.4	242.3	23.8	23.6	130.0	162.0	23.6	23.3	1,535.58	1,512.00
Aleatico	23.6	29.2	22.4	25.1	18.9	24.6	22.3	25.7	3,033.69	3,073.37
Alicante Bouschet *	4,836.8	4,183.7	20.5	23.7	1,141.5	2,460.1	23.0	23.3	768.65	612.03
Arimarinoa	589.2	0.9	23.3	22.6	575.0	0.0	23.3	--	500.00	--
Barbera	39,498.4	48,287.8	23.5	22.6	32,458.4	40,814.3	23.3	22.3	440.58	398.54
Blaufränkisch *	41.0	23.4	24.6	23.6	35.6	23.0	24.6	23.3	1,978.09	1,808.26
Cabernet Dorsa	35.7	221.2	24.5	25.4	0.0	199.1	--	25.3	--	500.00
Cabernet Franc	11,651.7	9,119.9	25.1	25.2	7,220.5	5,367.9	25.1	25.2	4,510.50	4,726.85
Cabernet Sauvignon	646,941.3	566,935.0	24.9	25.2	468,716.2	429,039.7	24.8	25.2	2,141.17	1,955.00
Carignane	10,072.4	12,364.8	24.0	21.2	4,919.4	5,495.5	22.6	22.2	962.94	812.98
Carmenere	102.3	66.6	24.4	24.4	55.9	42.6	25.2	24.5	1,815.55	1,454.52
Charbono	356.5	231.1	22.6	23.4	197.7	155.9	22.6	23.7	3,085.90	3,169.55
Cinsaut *	776.9	865.5	22.0	21.4	649.5	763.9	21.9	21.2	1,739.21	1,528.63
Counoise	159.3	190.4	21.7	22.4	105.9	139.4	21.3	22.3	2,543.82	2,319.08
Dolcetto	323.2	374.1	23.6	22.7	275.3	348.8	23.5	22.6	1,350.57	1,397.57
Dornfelder	1,084.2	801.1	22.5	22.9	258.0	301.1	23.1	22.1	502.61	685.15
Durif	53.1	51.4	25.4	25.8	10.8	17.2	21.7	25.0	1,292.59	1,873.26
Freisa	14.5	17.1	22.9	22.2	7.7	10.6	22.9	22.2	2,948.05	2,702.83
Gamay Noir Au Jus Blanc	69.6	8.4	22.4	23.2	66.3	8.4	22.4	23.2	2,576.75	2,704.76
Graciano	688.7	806.5	25.5	26.2	519.5	683.1	25.7	26.4	1,411.91	1,295.44
Grenache *	49,329.2	46,609.7	21.9	22.4	42,755.7	42,500.4	21.5	22.2	811.36	770.40
Grignolino	31.1	47.3	20.1	21.0	23.6	37.6	19.5	20.8	4,194.07	5,230.05
Lagrein	478.2	431.7	24.5	24.9	223.1	122.2	24.7	26.6	2,276.07	2,189.04
Lambrusco *	521.4	137.5	23.7	24.2	0.0	0.0	--	--	--	--
Malbec	33,573.9	34,690.4	24.2	24.0	20,423.4	23,327.0	24.0	24.4	1,318.48	1,155.66
Mencia <sup>3</sup>	65.0	0.0	22.2	--	58.9	0.0	22.1	--	2,443.26	--
Merlot	181,913.5	185,885.7	24.8	24.9	126,676.4	139,867.7	24.8	24.9	1,042.99	902.54
Meunier *	529.6	488.9	19.5	20.2	282.2	268.0	20.0	20.0	2,474.39	2,372.13
Mission	717.5	835.2	22.7	22.7	662.8	798.6	22.8	22.7	342.71	331.15
Montepulciano	331.0	409.6	23.9	23.5	187.8	297.4	23.8	23.3	2,125.20	1,495.22
Mourvedre *	3,480.1	3,707.5	24.3	23.5	2,538.4	2,596.0	24.4	23.4	2,349.12	2,268.21
Muscat Hamburg *	1,385.2	1,295.7	23.8	24.1	1,384.7	1,291.9	23.9	24.4	583.01	595.38
Nebbiolo	456.0	276.5	23.9	23.6	313.8	147.1	23.8	23.6	1,870.60	2,386.73
Negrette *	17.0	21.4	22.2	22.6	11.1	13.1	22.2	22.1	3,050.45	3,203.05
Negroamaro	56.4	51.3	24.2	23.7	21.7	14.6	23.2	22.0	2,130.98	2,157.26
Nero D'Avola *	312.1	174.3	23.4	23.8	209.9	110.3	22.9	23.6	1,664.51	1,653.59
Petit Verdot	29,747.9	33,402.0	24.7	24.7	21,641.9	25,284.2	24.7	24.7	1,431.26	1,208.99
Petite Sirah	85,886.4	88,290.7	25.3	25.2	67,310.4	71,430.3	25.4	25.3	1,064.99	1,017.74
Pinot Noir *	285,508.5	238,800.5	24.2	24.4	199,497.3	182,162.7	24.3	24.4	1,681.71	1,642.10
Pinotage	24.3	28.8	23.4	25.5	7.9	4.3	24.2	22.9	1,496.20	1,522.09
Prieto Picudo	5.1	4.4	23.1	21.4	4.9	2.4	23.0	22.6	1,232.65	1,200.00
Primitivo	1,900.3	2,483.9	24.9	23.9	1,297.3	1,536.1	24.8	23.5	1,499.92	1,054.67
Refosco *	76.5	55.3	21.4	21.2	61.0	46.8	21.2	20.9	2,248.11	2,208.76
Royalty	30.2	24.6	21.9	22.5	30.2	24.6	22.1	22.0	505.00	505.00
Rubired *	196,784.1	177,406.6	23.3	23.8	192,199.5	167,923.6	23.3	23.8	303.14	337.17
Ruby Cabernet	24,596.5	22,783.6	24.2	24.4	15,219.2	13,982.2	24.5	24.8	316.71	330.52
Sagrantino	113.7	129.1	24.3	25.7	44.7	75.5	24.4	26.8	2,563.48	1,640.39
Sangiovese *	5,515.5	4,704.6	23.1	23.7	3,584.6	3,216.2	23.3	23.7	1,951.30	1,845.35
Segalin	0.0	214.4	--	20.2	0.0	214.4	--	20.2	--	450.00
Souzao	581.3	760.8	24.6	22.9	550.2	673.9	24.7	22.2	538.45	522.74
St Laurent	25.2	24.0	20.7	20.5	18.8	21.0	20.2	20.3	2,818.09	2,573.81
St Macaire <sup>3</sup>	117.2	0.0	27.4	--	99.6	0.0	27.9	--	1,536.85	--
Syrah *	68,182.3	63,234.4	24.8	25.1	46,880.6	46,579.0	24.8	25.2	1,181.33	1,096.87
Tannat	6,495.9	6,857.9	26.0	25.5	5,619.8	5,661.3	26.1	25.5	737.78	692.94
Tempranillo *	6,858.1	7,761.6	23.4	23.3	4,764.6	5,968.5	23.4	23.2	861.27	791.80
Teroldego	16,249.1	16,478.9	24.7	24.9	14,539.9	15,370.2	24.8	25.0	683.53	675.47
Tinta Cao	36.9	413.4	25.4	24.8	13.6	393.4	25.0	24.8	2,691.89	616.05
Tinta Madeira	2.5	41.8	26.5	24.1	0.0	25.1	--	23.9	--	130.00
Touriga Nacional *	3,171.0	3,428.1	23.8	23.3	2,898.2	3,218.6	23.7	23.2	580.76	573.70
Trousseau *	113.3	71.8	22.4	22.4	68.9	43.6	22.3	22.4	2,504.67	2,538.76
Valdigue *	1,280.1	1,021.2	22.0	23.5	930.6	717.3	21.7	22.8	1,633.87	1,723.47
Zinfandel	228,410.1	309,358.7	22.0	22.1	188,669.1	275,922.1	22.1	21.9	757.23	658.12
Other Red Wine <sup>1</sup>	6,589.4	16,395.7	22.4	22.8	4,959.0	15,520.1	21.9	22.8	615.82	329.70
<b>Total Red</b>	<b>1,959,024.4</b>	<b>1,914,059.9</b>	<b>24.1</b>	<b>24.2</b>	<b>1,484,047.4</b>	<b>1,533,466.5</b>	<b>24.0</b>	<b>24.1</b>	<b>1,346.13</b>	<b>1,185.40</b>
<b>TOTAL WINE</b>	<b>3,668,294.1</b>	<b>3,396,852.6</b>	<b>22.9</b>	<b>23.1</b>	<b>2,821,766.6</b>	<b>2,737,620.7</b>	<b>22.8</b>	<b>23.0</b>	<b>1,055.62</b>	<b>967.26</b>
<b>TOTAL ALL VARIETIES</b>	<b>3,728,923.3</b>	<b>3,670,861.3</b>	<b>22.9</b>	<b>23.0</b>	<b>2,882,076.0</b>	<b>2,882,752.8</b>	<b>22.7</b>	<b>22.9</b>	<b>1,038.97</b>	<b>932.54</b>

\* Synonyms for variety names are shown on Page 9.

<sup>1</sup> Other categories include minor and mixed varieties.

<sup>2</sup> This variety was included in Other White Wine in 2022.

<sup>3</sup> This variety was included in Other Red Wine in 2022.

**TABLE 2: TONS OF GRAPES CRUSHED BY CALIFORNIA PROCESSORS FROM THE 2023 CROP BY TYPE, VARIETY, AND REPORTING DISTRICT WHERE GROWN, WITH COMPARISONS**

Type and Variety	1	2	3	4	5	6	7	8	9	10
	Tons									
<b>RAISIN GRAPES</b>										
Fiesta	0.0	0.0	0.0	0.0	0.0	0.0	0.0	0.0	0.0	0.0
Thompson Seedless *	0.0	0.0	0.0	0.0	0.0	0.0	0.0	0.0	0.0	0.0
Total Raisin	0.0	0.0	0.0	0.0	0.0	0.0	0.0	0.0	0.0	0.0
<b>TABLE GRAPES</b>										
Autumn King	0.0	0.0	0.0	0.0	0.0	0.0	0.0	0.0	0.0	0.0
Autumn Royal	0.0	0.0	0.0	0.0	0.0	0.0	0.0	0.0	0.0	0.0
Blanc Seedless *	0.0	0.0	0.0	0.0	0.0	0.0	0.0	0.0	0.0	0.0
Cotton Candy	0.0	0.0	0.0	0.0	0.0	0.0	0.0	0.0	0.0	0.0
Crimson Seedless *	0.0	0.0	0.0	0.0	0.0	0.0	0.0	0.0	0.0	0.0
Emerald Seedless *	0.0	0.0	0.0	0.0	0.0	0.0	0.0	0.0	0.0	0.0
Flame Seedless *	0.0	0.0	0.0	0.0	0.0	0.0	0.0	0.0	0.0	0.0
Great Green *	0.0	0.0	0.0	0.0	0.0	0.0	0.0	0.0	0.0	0.0
Holiday	0.0	0.0	0.0	0.0	0.0	0.0	0.0	0.0	0.0	0.0
Ivory *	0.0	0.0	0.0	0.0	0.0	0.0	0.0	0.0	0.0	0.0
Krissy *	0.0	0.0	0.0	0.0	0.0	0.0	0.0	0.0	0.0	0.0
Luisco	0.0	0.0	0.0	0.0	0.0	0.0	0.0	0.0	0.0	0.0
Princess *	0.0	0.0	0.0	0.0	0.0	0.0	0.0	0.0	0.0	0.0
Red Globe *	0.0	0.0	0.0	0.0	0.0	0.0	0.0	0.0	0.0	0.0
Scarlet	0.0	0.0	0.0	0.0	0.0	0.0	0.0	0.0	0.0	0.0
Scarlet Royal	0.0	0.0	0.0	0.0	0.0	0.0	0.0	0.0	0.0	0.0
Sugra-52	0.0	0.0	0.0	0.0	0.0	0.0	0.0	0.0	0.0	0.0
Sugraone *	0.0	0.0	0.0	0.0	0.0	0.0	0.0	0.0	0.0	0.0
Summer Royal	0.0	0.0	0.0	0.0	0.0	0.0	0.0	0.0	0.0	0.0
Other Table <sup>1</sup>	0.0	0.0	3.5	0.0	0.0	3.0	0.0	0.0	0.0	0.8
Total Table	0.0	0.0	3.5	0.0	0.0	3.0	0.0	0.0	0.0	0.8
<b>WINE GRAPES (WHITE)</b>										
Albarino *	1.2	7.6	78.7	106.9	189.2	57.8	438.0	458.9	31.4	44.9
Arneis	30.3	0.0	10.3	0.0	0.0	0.0	2.9	19.9	0.0	0.6
Burger *	0.0	0.0	0.0	0.0	0.0	0.0	0.0	0.0	0.0	0.0
Chardonnay *	26,660.2	1,706.9	79,239.4	22,263.2	6,108.5	4,500.9	94,921.4	36,715.9	17,920.2	558.3
Chenin Blanc	144.2	55.1	81.9	81.9	760.5	49.0	266.3	466.0	89.4	52.0
Clairette Blanche <sup>2</sup>	0.1	0.0	3.5	0.0	0.0	1.5	43.2	89.7	0.0	2.7
Cortese	4.9	0.0	3.4	0.0	8.4	0.0	0.0	0.0	21.7	1.0
Falaghina Greco <sup>2</sup>	11.8	0.0	8.2	0.0	5.7	0.0	15.7	14.9	5.7	8.1
Fiano	1.4	0.0	34.7	2.0	0.0	13.0	1.3	23.0	5.7	22.4
Flora	2.4	0.0	0.0	24.2	0.0	0.0	0.0	0.1	0.0	2.3
French Colombard	136.9	0.0	50.5	0.3	6.4	0.0	0.0	36.9	2,955.0	0.0
Gewurztraminer	474.7	74.7	200.5	37.9	255.3	0.5	2,793.3	73.7	6.0	2.7
Gray Riesling *	0.0	0.0	58.5	0.0	0.3	0.0	2.9	11.5	0.0	1.2
Grenache Blanc *	1.1	4.3	117.8	14.1	4.5	39.0	347.3	765.3	1.0	79.4
Grenache Gris *	29.6	0.0	0.0	0.0	0.0	10.2	58.0	22.4	0.0	8.7
Gruener Veltliner	19.6	0.0	45.4	0.0	0.0	74.5	401.0	245.5	1.0	0.0
Malvasia Bianca	0.0	0.0	42.4	12.2	17.8	35.9	197.2	85.0	0.8	11.9
Marsanne	8.9	10.9	72.6	36.7	0.0	15.2	65.9	85.6	0.3	33.3
Melon	0.0	0.0	7.1	3.0	0.0	0.0	32.6	17.9	0.0	0.3
Moscato Gaillo *	0.0	0.0	7.1	0.0	1.5	0.0	0.0	2.2	0.0	2.6
Muscat Blanc *	200.4	222.9	155.2	180.7	50.8	81.7	246.6	405.2	255.9	39.6
Muscat Of Alexandria	0.0	0.0	1.8	0.0	0.0	0.0	0.0	0.0	3,450.6	7.1
Muscat Orange	43.1	0.0	0.6	8.6	0.0	0.7	0.0	209.9	203.4	6.9
Palomino *	0.0	0.0	1.5	0.0	0.0	17.4	0.0	0.5	0.0	0.0
Pecorino	0.0	0.0	0.8	0.0	0.0	0.0	0.0	0.0	0.0	0.0
Picpoul Blanc	5.5	0.0	9.1	1.5	0.0	1.5	68.5	130.2	3.6	47.9
Pinot Blanc	156.3	0.0	207.4	160.4	0.0	2.3	636.5	64.9	0.0	0.2
Pinot Gris *	292.6	1,426.4	1,086.9	180.0	3,098.4	449.8	8,236.1	2,592.6	10,139.3	105.3
Ribolla Gialla *	6.0	0.0	30.3	39.1	0.0	0.0	3.8	0.1	0.0	3.2
Roussanne	9.0	40.8	87.1	51.4	0.0	16.8	44.3	216.8	6.4	59.8
Sauvignon Blanc *	5,016.7	20,037.6	17,929.0	11,402.3	2,281.8	1,553.3	11,004.2	14,155.6	2,218.9	709.6
Sauvignon Gris	0.0	20.0	27.1	30.0	0.0	0.0	3.2	12.5	0.0	0.0
Sauvignon Vert *	4.8	0.0	8.8	0.0	0.0	0.0	0.0	0.0	0.0	0.8
Semillon	104.9	80.0	384.0	676.2	0.0	65.9	39.4	74.5	3.6	54.0
St. Emilion *	4.0	0.0	0.0	0.0	0.0	0.0	0.0	7.6	0.0	0.0
Sylvaner	0.0	0.0	19.2	0.0	0.0	0.0	0.0	7.1	0.0	0.0
Symphony	0.0	0.0	0.5	0.0	90.8	0.0	0.0	0.0	0.0	0.0
Tocai Friulano	14.9	0.0	16.0	19.1	0.0	0.0	0.0	46.5	0.0	2.7
Torrontes	0.0	0.0	0.0	0.0	0.0	0.0	2.0	2.6	0.0	0.0
Triplett Blanc	0.0	0.0	0.0	0.0	0.0	0.0	0.0	0.0	0.0	0.0
Verdejo	0.0	0.0	0.0	1.4	1.8	35.9	2.3	20.0	76.2	11.1
Verdelho	0.0	0.0	1.0	0.0	19.0	49.2	4.1	51.1	183.3	42.3
Vermentino *	49.5	4.9	182.1	63.9	0.9	6.0	56.5	230.0	503.8	169.5
Vernaccia	0.0	0.0	18.9	0.0	0.0	0.0	0.0	0.0	0.0	0.0
Viognier	419.0	137.8	465.3	318.1	187.2	108.6	522.6	1,417.5	120.3	283.0
White Riesling *	222.1	42.9	156.8	181.1	399.7	2.2	3,049.4	391.5	6.3	26.8
Other White Wine <sup>1</sup>	27.0	0.0	111.4	39.3	6.6	9.6	30.8	92.1	22.3	38.9
Total White	34,103.1	23,872.8	100,962.8	35,935.5	13,495.1	7,198.4	123,537.3	59,263.2	38,232.1	2,441.1

**TABLE 2: TONS OF GRAPES CRUSHED BY CALIFORNIA PROCESSORS FROM THE 2023 CROP BY TYPE, VARIETY, AND REPORTING DISTRICT WHERE GROWN, WITH COMPARISONS**

Type and Variety	11	12	13	14	15	16	17	2023 State Total	2022 State Total
	Tons								
<b>RAISIN GRAPES</b>									
Fiesta	0.0	0.0	5,454.0	0.0	0.0	0.0	0.0	5,454.0	13,737.2
Thompson Seedless *	0.0	0.0	37,026.3	1,141.0	0.0	0.0	0.0	38,167.3	92,499.9
Total Raisin	0.0	0.0	42,480.3	1,141.0	0.0	0.0	0.0	43,621.3	106,237.1
<b>TABLE GRAPES</b>									
Autumn King	0.0	0.0	0.0	0.0	0.0	0.0	0.0	0.0	10,242.7
Autumn Royal	0.0	0.0	0.0	1,098.9	0.0	0.0	0.0	1,098.9	2,780.7
Blanc Seedless *	0.0	0.0	0.0	0.0	0.0	0.0	0.0	0.0	6,453.4
Cotton Candy	0.0	0.0	0.0	432.0	0.0	0.0	0.0	432.0	558.1
Crimson Seedless *	0.0	0.0	0.0	0.0	0.0	0.0	0.0	0.0	749.0
Emerald Seedless *	0.0	0.0	0.0	0.0	0.0	0.0	0.0	0.0	6,433.7
Flame Seedless *	0.0	0.0	0.0	0.0	0.0	0.0	0.0	0.0	11,303.4
Great Green *	0.0	0.0	0.0	640.9	0.0	0.0	0.0	640.9	3,683.4
Holiday	0.0	0.0	0.0	0.0	0.0	0.0	0.0	0.0	1,776.2
Ivory *	0.0	0.0	0.0	4,033.7	0.0	0.0	0.0	4,033.7	12,834.2
Krissy *	0.0	0.0	0.0	1,115.0	0.0	0.0	0.0	1,115.0	0.0
Luisco	0.0	0.0	0.0	563.7	0.0	0.0	0.0	563.7	0.0
Princess *	0.0	0.0	0.0	0.0	0.0	0.0	0.0	0.0	1,186.8
Red Globe *	0.0	0.0	0.0	315.2	0.0	0.0	0.0	315.2	4,899.3
Scarlet	0.0	0.0	0.0	1,949.3	0.0	0.0	0.0	1,949.3	0.0
Scarlet Royal	0.0	0.0	0.0	0.0	0.0	0.0	0.0	0.0	15,598.6
Sugra-52	0.0	0.0	0.0	839.2	0.0	0.0	0.0	839.2	0.0
Sugraone *	0.0	0.0	0.0	1,008.7	0.0	0.0	0.0	1,008.7	1,898.8
Summer Royal	0.0	0.0	0.0	0.0	0.0	0.0	0.0	0.0	1,858.2
Other Table <sup>1</sup>	0.0	0.0	3,134.2	1,869.8	0.0	0.0	0.0	5,013.3	85,515.1
Total Table	0.0	0.0	3,134.2	13,866.4	0.0	0.0	0.0	17,007.9	167,771.6
<b>WINE GRAPES (WHITE)</b>									
Albarino *	3,480.2	706.4	13.7	0.0	2.0	46.0	4,867.8	10,530.7	7,768.4
Arneis	3.0	0.0	0.0	0.0	0.0	19.7	0.0	86.7	90.9
Burger *	2,091.8	850.8	6,233.9	0.0	0.0	0.0	0.0	9,176.5	10,151.0
Chardonnay *	138,900.9	60,942.7	75,759.6	17,650.4	13.3	251.8	67,496.0	651,609.6	525,079.8
Chenin Blanc	2,970.6	4,704.4	11,778.1	0.0	0.0	3.2	9,689.7	31,192.3	31,171.2
Clairette Blanche <sup>2</sup>	7.0	1.9	5.1	0.0	0.0	6.9	0.0	161.6	0.0
Cortese	0.0	0.0	0.0	0.0	0.0	0.0	10.6	50.0	63.4
Falaghina Greco <sup>2</sup>	10.4	0.0	0.0	0.0	0.0	4.0	18.0	102.5	0.0
Fiano	10.0	0.0	3.5	0.0	0.0	19.7	5.6	142.3	111.1
Flora	0.0	0.0	0.0	0.0	0.0	0.0	0.0	29.0	14.1
French Colombard	2,526.9	1,913.1	253,339.2	32,294.3	2.2	0.0	1,186.9	294,448.6	279,611.2
Gewurztraminer	863.7	0.0	0.0	0.0	0.0	21.5	5,585.8	10,390.3	9,408.8
Gray Riesling *	0.0	0.0	0.0	0.0	0.0	0.0	0.0	74.4	82.9
Grenache Blanc *	182.4	2.1	12.8	0.0	0.0	68.3	0.0	1,639.4	1,385.9
Grenache Gris *	2.6	0.0	0.0	0.0	0.0	0.0	0.0	131.5	98.7
Gruner Veltliner	35.8	0.0	0.0	0.0	0.0	0.0	74.3	897.1	644.2
Malvasia Bianca	869.5	2,193.3	47.2	0.0	0.0	4.5	0.0	3,517.7	3,153.1
Marsanne	26.9	0.0	37.5	0.0	0.0	9.5	0.0	403.3	409.5
Melon	0.0	0.0	0.0	0.0	0.0	0.0	0.0	60.9	35.8
Moscato Gaillo *	0.0	0.0	8.0	0.0	0.0	0.0	0.0	21.4	14.2
Muscat Blanc *	2,727.7	5,043.3	9,753.8	16,601.3	1.8	138.0	500.2	36,605.1	31,293.7
Muscat Of Alexandria	0.0	9,917.2	115,873.3	27,533.3	0.0	2.1	94.6	156,880.0	157,379.7
Muscat Orange	589.1	868.7	1,139.3	0.0	0.0	12.1	51.8	3,134.2	2,697.2
Palomino *	0.0	0.0	26.0	0.0	27.8	0.0	0.0	73.2	46.2
Pecorino	0.0	0.0	0.0	0.0	0.0	28.1	0.0	28.9	23.3
Picpoul Blanc	37.9	0.0	1.8	0.0	0.0	2.5	0.0	310.0	254.8
Pinot Blanc	0.7	0.0	0.0	0.0	0.0	6.7	0.0	1,235.4	1,070.3
Pinot Gris *	75,138.2	46,072.5	53,447.2	7,171.8	0.0	131.3	24,366.4	233,934.8	196,432.7
Ribolla Gialla *	6.6	0.0	0.0	0.0	0.0	0.0	0.0	89.1	74.3
Roussanne	56.4	2.0	6.3	0.0	0.0	32.4	0.0	629.5	722.9
Sauvignon Blanc *	39,826.3	6,823.6	2,529.7	3,413.0	7.3	170.5	23,685.7	162,765.1	131,124.0
Sauvignon Gris	0.0	0.0	0.0	0.0	0.0	0.0	0.0	92.8	90.0
Sauvignon Vert *	0.0	0.0	0.0	0.0	0.0	0.0	0.0	14.4	12.0
Semillon	972.0	0.0	6.5	0.0	0.0	0.8	502.9	2,964.7	2,675.9
St. Emilion *	0.0	0.0	0.0	0.0	0.0	0.0	0.0	11.6	14.1
Sylvaner	0.0	0.0	0.0	0.0	0.0	0.0	0.0	26.3	24.2
Symphony	1,055.3	20,943.8	6,348.6	0.0	1.1	0.7	4.0	28,444.8	26,753.0
Tocai Friulano	0.0	0.0	0.0	0.0	0.0	0.0	0.0	99.2	83.0
Torrontes	47.7	0.0	0.0	0.0	0.0	0.4	0.0	52.7	61.7
Triplet Blanc	0.0	0.0	3,159.7	0.0	0.0	0.0	0.0	3,159.7	4,987.6
Verdejo	50.6	0.0	0.0	0.0	0.0	0.0	15.3	214.6	211.0
Verdelho	1,964.3	1.5	0.0	0.0	0.0	7.5	262.6	2,585.9	1,981.5
Vermantino *	1,417.6	29.4	4.4	0.0	0.0	144.6	0.0	2,863.1	2,196.6
Vernaccia	0.0	0.0	0.0	0.0	0.0	0.0	0.0	18.9	6.7
Viognier	10,476.8	2,219.5	105.0	0.0	0.9	149.9	3,111.0	20,042.5	16,021.2
White Riesling *	1,281.2	20,937.9	878.7	0.0	0.0	53.6	6,426.8	34,057.0	24,729.5
Other White Wine <sup>1</sup>	1,800.8	0.0	81.4	1,985.7	1.0	10.3	13.2	4,270.4	12,531.4
Total White	289,430.9	184,174.1	540,600.3	106,649.8	57.4	1,346.6	147,969.2	1,709,269.7	1,482,792.7



**TABLE 2: TONS OF GRAPES CRUSHED BY CALIFORNIA PROCESSORS FROM THE 2023 CROP BY TYPE, VARIETY, AND REPORTING DISTRICT WHERE GROWN, WITH COMPARISONS**

Type and Variety	1	2	3	4	5	6	7	8	9	10
	Tons									
<b>WINE GRAPES (RED)</b>										
Aglianico	1.1	0.0	22.2	11.2	2.6	6.6	1.5	33.1	3.6	30.6
Aleatico	0.0	0.0	18.4	2.9	0.0	0.0	0.0	0.0	0.0	0.0
Alicante Bouschet *	0.0	2.3	103.1	6.4	5.8	26.4	0.8	62.3	1.6	37.7
Arinarnoa	0.0	0.0	0.0	0.0	0.0	0.0	0.0	14.2	0.0	0.0
Barbera	319.7	121.0	186.1	1.0	15.0	84.6	59.3	325.3	52.6	1,498.7
Blaufraenkisch *	0.1	0.0	0.0	0.4	0.0	0.0	12.0	19.7	5.9	0.0
Cabernet Dorsa	0.0	0.0	0.0	0.0	0.0	0.0	0.0	35.7	0.0	0.0
Cabernet Franc	91.2	275.8	1,471.8	3,848.3	54.6	369.4	209.1	3,167.7	7.7	417.7
Cabernet Sauvignon	13,547.9	31,809.0	50,870.1	92,261.9	3,186.0	7,248.4	31,818.9	95,085.0	7,077.9	2,523.9
Carignane	629.6	20.9	283.7	22.7	35.4	450.0	12.6	321.5	7.5	30.1
Carmenere	3.8	0.0	8.9	20.1	0.0	5.0	0.0	33.5	0.0	5.6
Charbono	21.9	5.0	0.0	209.0	9.5	5.5	1.4	63.7	0.0	30.1
Cinsaut *	5.2	4.6	26.5	10.2	0.0	10.7	231.0	222.9	3.1	59.1
Counoise	8.4	0.0	10.3	6.5	0.0	8.3	0.8	81.3	8.6	10.4
Dolcetto	47.6	2.0	22.1	5.8	0.0	6.9	5.5	30.2	2.6	25.3
Dornfelder	0.0	0.0	0.0	0.1	0.0	1.2	17.0	3.7	5.0	0.0
Durif	0.0	0.0	0.0	0.0	0.0	5.8	0.0	4.2	32.6	4.0
Freisa	1.5	0.0	0.5	0.0	0.0	0.0	3.4	2.3	0.0	6.8
Gamay Noir Au Jus Blanc	0.0	0.0	9.7	8.1	0.0	1.0	4.4	4.1	0.0	42.3
Graciano	0.1	0.7	6.0	0.0	1.1	2.5	1.0	265.0	0.0	43.2
Grenache *	573.7	202.6	1,476.6	445.5	199.2	470.6	3,485.9	9,268.3	68.1	653.2
Grignolino	6.2	0.0	2.9	13.7	0.0	7.5	0.0	0.0	0.0	0.0
Lagrein	0.0	0.0	15.2	2.8	0.0	0.0	0.0	235.8	0.0	20.2
Lambrusco *	0.0	0.0	0.0	0.0	0.0	0.0	0.0	9.4	0.0	0.0
Malbec	345.4	1,270.6	2,008.8	2,754.6	60.3	264.5	3,381.9	2,201.3	1,780.2	513.3
Mencia <sup>3</sup>	5.8	0.0	5.3	3.1	0.0	0.0	1.3	25.2	0.0	0.0
Merlot	3,211.2	744.4	10,161.3	12,161.1	339.3	1,776.0	14,251.8	10,828.4	2,325.4	389.3
Meunier *	5.8	0.0	268.2	230.9	0.0	0.0	4.4	20.3	0.0	0.0
Mission	0.0	0.0	26.9	0.0	0.0	0.6	0.0	1.9	0.0	15.2
Montepulciano	17.6	9.8	54.8	9.6	0.0	19.9	3.8	20.5	3.8	43.4
Mourvedre *	34.3	108.1	208.8	39.7	6.4	598.2	165.8	1,625.1	16.7	284.5
Muscat Hamburg *	0.0	0.0	7.2	0.0	0.0	0.0	0.0	0.0	0.0	10.8
Nebbiolo	25.8	7.8	77.1	15.8	0.0	19.8	1.3	113.8	4.0	65.3
Negrette *	0.0	0.0	0.0	1.5	0.0	0.0	12.4	0.0	0.0	2.9
Negroamaro	9.5	1.4	12.4	4.9	0.0	0.2	0.0	8.2	1.0	14.5
Nero D'Avola *	31.6	17.1	13.1	22.5	5.8	0.0	0.0	42.7	2.0	31.8
Petit Verdot	111.3	385.3	1,129.5	2,735.2	187.0	1,233.3	574.7	4,679.5	2,903.9	187.3
Petite Sirah	1,578.7	2,784.1	3,014.4	3,438.3	2,929.2	2,421.3	2,734.0	10,339.1	4,096.8	886.3
Pinot Noir *	11,125.7	719.0	54,773.5	7,980.2	6,097.4	1,039.0	65,550.2	27,435.1	83.2	70.0
Pinotage	4.9	0.0	8.7	0.5	0.0	0.0	0.0	0.0	0.0	0.0
Prieto Picudo	0.0	0.0	0.0	0.0	0.0	0.0	0.0	0.2	0.0	0.0
Primitivo	38.1	2.0	192.9	165.9	27.1	37.9	24.1	521.5	10.9	363.5
Refosco *	0.5	0.0	11.8	8.5	0.0	2.2	0.0	42.8	0.0	10.7
Royalty	0.0	0.0	0.0	0.0	0.0	0.0	0.0	0.0	0.0	0.0
Rubired *	0.0	0.0	0.0	0.0	10.9	0.0	0.0	0.0	0.0	0.1
Ruby Cabernet	0.0	0.0	0.0	0.0	0.0	0.0	0.0	1.7	0.0	0.0
Sagrantino	0.6	1.4	15.3	5.0	0.2	10.9	7.1	38.8	0.0	12.1
Sangiovese *	341.2	26.9	1,056.3	355.2	46.9	141.0	139.7	828.0	6.6	413.3
Segalin	0.0	0.0	0.0	0.0	0.0	0.0	0.0	0.0	0.0	0.0
Souzao	0.0	0.0	2.9	0.0	0.0	4.0	0.0	3.7	0.0	25.1
St Laurent	0.0	0.5	18.3	6.4	0.0	0.0	0.0	0.0	0.0	0.0
St Macaire <sup>3</sup>	0.0	0.0	6.2	4.7	0.0	0.0	0.0	106.3	0.0	0.0
Syrah *	1,526.5	716.3	2,359.9	1,823.9	178.3	373.5	4,250.7	10,940.3	2,086.5	1,132.2
Tannat	13.2	0.0	40.6	35.1	6.8	0.0	17.9	478.6	489.4	22.1
Tempranillo *	31.7	78.5	160.2	83.4	19.1	75.5	208.8	877.0	551.9	439.9
Teroldego	0.0	34.1	68.3	0.0	94.6	302.9	69.9	89.0	2,138.8	30.6
Tinta Cao	0.9	0.0	3.6	0.6	0.0	1.1	2.8	4.9	0.0	17.9
Tinta Madeira	0.0	0.0	2.5	0.0	0.0	0.0	0.0	0.0	0.0	0.0
Touriga Nacional *	8.8	23.6	5.6	39.6	0.0	9.2	4.1	71.8	20.3	62.8
Trousseau *	16.7	15.6	16.6	0.0	0.0	0.0	7.8	30.4	3.5	21.6
Valdiguie *	30.4	0.0	27.0	35.2	202.1	17.2	299.5	440.0	16.1	23.5
Zinfandel	3,521.0	1,259.7	12,499.5	3,986.2	400.0	2,028.9	600.3	5,104.2	12,262.4	4,544.7
Other Red Wine <sup>1</sup>	44.1	64.5	524.5	54.9	4.6	66.7	100.2	114.3	912.7	31.4
<b>Total Red</b>	<b>37,339.3</b>	<b>40,714.6</b>	<b>143,316.1</b>	<b>132,879.1</b>	<b>14,125.2</b>	<b>19,154.2</b>	<b>128,279.1</b>	<b>186,323.5</b>	<b>36,992.9</b>	<b>15,105.0</b>
<b>TOTAL WINE</b>	<b>71,442.4</b>	<b>64,587.4</b>	<b>244,278.9</b>	<b>168,814.6</b>	<b>27,620.3</b>	<b>26,352.6</b>	<b>251,816.4</b>	<b>245,586.7</b>	<b>75,225.0</b>	<b>17,546.1</b>
<b>TOTAL ALL VARIETIES</b>	<b>71,442.4</b>	<b>64,587.4</b>	<b>244,282.4</b>	<b>168,814.6</b>	<b>27,620.3</b>	<b>26,355.6</b>	<b>251,816.4</b>	<b>245,586.7</b>	<b>75,225.0</b>	<b>17,546.9</b>

**TABLE 2: TONS OF GRAPES CRUSHED BY CALIFORNIA PROCESSORS FROM THE 2023 CROP BY TYPE, VARIETY, AND REPORTING DISTRICT WHERE GROWN, WITH COMPARISONS**

Type and Variety	11	12	13	14	15	16	17	2023 State Total	2022 State Total
	Tons								
<b>WINE GRAPES (RED)</b>									
Aglianico	57.0	1.2	4.3	0.0	0.0	20.5	11.9	207.4	242.3
Aleatico	0.0	0.0	0.0	0.0	0.0	2.3	0.0	23.6	29.2
Alicante Bouschet *	818.6	2,898.1	851.4	1.0	1.0	16.5	3.8	4,836.8	4,183.7
Arinarnoa	0.0	0.0	575.0	0.0	0.0	0.0	0.0	589.2	0.9
Barbera	1,980.4	461.7	32,173.8	2,128.3	0.4	86.2	4.3	39,498.4	48,287.8
Blaufraenkisch *	2.9	0.0	0.0	0.0	0.0	0.0	0.0	41.0	23.4
Cabernet Dorsa	0.0	0.0	0.0	0.0	0.0	0.0	0.0	35.7	221.2
Cabernet Franc	1,329.8	0.0	130.7	1.0	0.2	237.8	38.9	11,651.7	9,119.9
Cabernet Sauvignon	193,915.6	55,261.8	48,043.1	12,647.2	28.0	779.6	837.0	646,941.3	566,935.0
Carignane	634.7	0.0	7,597.3	0.0	0.0	25.5	0.9	10,072.4	12,364.8
Carmenere	17.1	0.0	0.0	0.0	0.0	8.3	0.0	102.3	66.6
Charbono	7.9	0.0	2.5	0.0	0.0	0.0	0.0	356.5	231.1
Cinsaut *	120.1	31.3	5.5	0.0	0.0	43.4	3.3	776.9	865.5
Counoise	11.6	0.0	1.7	0.0	0.0	11.4	0.0	159.3	190.4
Dolcetto	173.3	0.0	0.0	0.0	0.0	1.9	0.0	323.2	374.1
Dornfelder	234.4	822.8	0.0	0.0	0.0	0.0	0.0	1,084.2	801.1
Durif	0.0	0.0	0.0	0.0	0.0	4.4	2.1	53.1	51.4
Freisa	0.0	0.0	0.0	0.0	0.0	0.0	0.0	14.5	17.1
Gamay Noir Au Jus Blanc	0.0	0.0	0.0	0.0	0.0	0.0	0.0	69.6	8.4
Graciano	361.9	0.0	0.0	0.0	0.0	6.1	1.1	688.7	806.5
Grenache *	1,328.1	770.6	28,150.1	2,005.1	14.7	169.3	47.6	49,329.2	46,609.7
Grignolino	0.8	0.0	0.0	0.0	0.0	0.0	0.0	31.1	47.3
Lagrein	204.2	0.0	0.0	0.0	0.0	0.0	0.0	478.2	431.7
Lambrusco *	0.0	512.0	0.0	0.0	0.0	0.0	0.0	521.4	137.5
Malbec	14,156.4	1,992.2	2,585.4	1.0	5.2	194.8	58.0	33,573.9	34,690.4
Mencia <sup>3</sup>	23.1	0.4	0.0	0.0	0.8	0.0	0.0	65.0	0.0
Merlot	61,429.2	20,873.5	27,781.7	9,259.1	9.5	308.2	6,064.1	181,913.5	185,885.7
Meunier *	0.0	0.0	0.0	0.0	0.0	0.0	0.0	529.6	488.9
Mission	40.9	0.0	615.6	0.0	1.8	12.7	1.9	717.5	835.2
Montepulciano	23.3	0.0	0.0	0.0	0.0	122.0	2.5	331.0	409.6
Mourvedre *	216.1	17.8	44.7	0.5	2.4	110.0	1.0	3,480.1	3,707.5
Muscat Hamburg *	278.3	49.1	1,039.8	0.0	0.0	0.0	0.0	1,385.2	1,295.7
Nebbiolo	5.9	0.0	105.5	0.0	0.0	5.6	8.3	456.0	276.5
Negrette *	0.0	0.0	0.0	0.0	0.0	0.2	0.0	17.0	21.4
Negroamaro	0.0	0.0	0.0	0.0	0.0	4.3	0.0	56.4	51.3
Nero D'avola *	108.3	3.4	11.0	0.0	0.0	19.3	3.5	312.1	174.3
Petit Verdot	10,714.1	3,488.2	1,326.7	5.3	5.0	47.3	34.3	29,747.9	33,402.0
Petite Sirah	34,202.8	8,033.0	2,953.4	101.6	0.0	308.6	6,064.8	85,886.4	88,290.7
Pinot Noir *	47,551.1	16,032.6	8,902.0	1,762.8	13.5	29.9	36,343.3	285,508.5	238,800.5
Pinotage	3.0	0.0	0.0	0.0	0.0	5.9	1.3	24.3	28.8
Prieto Picudo	3.9	1.0	0.0	0.0	0.0	0.0	0.0	5.1	4.4
Primitivo	114.3	5.0	185.6	179.5	0.0	30.3	1.7	1,900.3	2,483.9
Refosco *	0.0	0.0	0.0	0.0	0.0	0.0	0.0	76.5	55.3
Royalty	0.0	0.0	30.2	0.0	0.0	0.0	0.0	30.2	24.6
Rubired *	3,452.7	3,615.5	163,301.2	26,401.8	0.0	1.9	0.0	196,784.1	177,406.6
Ruby Cabernet	228.2	2,758.1	15,912.1	5,688.7	0.0	7.7	0.0	24,596.5	22,783.6
Sagrantino	1.0	0.0	0.0	0.0	0.0	16.3	5.0	113.7	129.1
Sangiovese *	563.8	31.0	759.2	0.0	8.8	390.7	406.9	5,515.5	4,704.6
Segalin	0.0	0.0	0.0	0.0	0.0	0.0	0.0	0.0	214.4
Souzao	90.7	0.0	454.9	0.0	0.0	0.0	0.0	581.3	760.8
St Laurent	0.0	0.0	0.0	0.0	0.0	0.0	0.0	25.2	24.0
St Macaire <sup>3</sup>	0.0	0.0	0.0	0.0	0.0	0.0	0.0	117.2	0.0
Syrah *	14,502.2	2,891.7	24,238.7	9.3	25.2	464.2	662.9	68,182.3	63,234.4
Tannat	3,469.1	1,266.4	622.4	8.4	2.0	16.8	7.1	6,495.9	6,857.9
Tempranillo *	1,170.6	1,870.3	826.2	3.0	18.0	194.1	249.9	6,858.1	7,761.6
Teroldego	10,988.0	805.5	1,568.3	0.0	0.0	4.9	54.2	16,249.1	16,478.9
Tinta Cao	2.8	0.0	0.0	0.0	0.0	2.3	0.0	36.9	413.4
Tinta Madeira	0.0	0.0	0.0	0.0	0.0	0.0	0.0	2.5	41.8
Touriga Nacional *	2,154.6	0.0	759.1	0.0	0.0	11.5	0.0	3,171.0	3,428.1
Trousseau *	1.1	0.0	0.0	0.0	0.0	0.0	0.0	113.3	71.8
Valdiguie *	0.0	0.0	66.2	0.0	0.0	0.0	122.9	1,280.1	1,021.2
Zinfandel	81,225.4	4,079.4	73,675.3	21,548.1	140.6	196.9	1,337.5	228,410.1	309,358.7
Other Red Wine <sup>1</sup>	54.3	244.0	849.3	3,510.2	0.9	12.8	0.0	6,589.4	16,395.7
<b>Total Red</b>	<b>487,973.6</b>	<b>128,817.6</b>	<b>446,149.9</b>	<b>85,261.9</b>	<b>278.0</b>	<b>3,932.4</b>	<b>52,382.0</b>	<b>1,959,024.4</b>	<b>1,914,059.9</b>
<b>TOTAL WINE</b>	<b>777,404.5</b>	<b>312,991.7</b>	<b>986,750.2</b>	<b>191,911.7</b>	<b>335.4</b>	<b>5,279.0</b>	<b>200,351.2</b>	<b>3,668,294.1</b>	<b>3,396,852.6</b>
<b>TOTAL ALL VARIETIES</b>	<b>777,404.5</b>	<b>312,991.7</b>	<b>1,032,364.7</b>	<b>206,919.1</b>	<b>335.4</b>	<b>5,279.0</b>	<b>200,351.2</b>	<b>3,728,923.3</b>	<b>3,670,861.3</b>

\* Synonyms for variety names are shown on Page 9.

<sup>1</sup> Other categories include minor and mixed varieties.

<sup>2</sup> This variety was included in Other White Wine in 2022.

<sup>3</sup> This variety was included in Other Red Wine in 2022.

**TABLE 3: WEIGHTED AVERAGE DEGREES BRUX FOR ALL GRAPES CRUSHED BY CALIFORNIA PROCESSORS FROM THE 2023 CROP BY TYPE, VARIETY, AND REPORTING DISTRICT WHERE GROWN, WITH COMPARISONS**

Type and Variety	1	2	3	4	5	6	7	8	9	10	11	12	13	14	15	16	17	State Total	
	Degrees Brix																	2023	2022
<b>RAISIN GRAPES</b>																			
Fiesta	--	--	--	--	--	--	--	--	--	--	--	--	21.6	--	--	--	--	21.6	21.8
Thompson Seedless *	--	--	--	--	--	--	--	--	--	--	--	--	19.0	20.9	--	--	--	19.1	19.8
Total Raisin	--	--	--	--	--	--	--	--	--	--	--	--	19.4	20.9	--	--	--	19.4	20.0
<b>TABLE GRAPES</b>																			
Autumn King	--	--	--	--	--	--	--	--	--	--	--	--	--	--	--	--	--	--	19.5
Autumn Royal	--	--	--	--	--	--	--	--	--	--	--	--	--	21.9	--	--	--	21.9	19.4
Blanc Seedless *	--	--	--	--	--	--	--	--	--	--	--	--	--	--	--	--	--	--	21.3
Cotton Candy	--	--	--	--	--	--	--	--	--	--	--	--	--	18.7	--	--	--	18.7	22.2
Crimson Seedless *	--	--	--	--	--	--	--	--	--	--	--	--	--	--	--	--	--	--	21.1
Emerald Seedless *	--	--	--	--	--	--	--	--	--	--	--	--	--	--	--	--	--	--	21.7
Flame Seedless *	--	--	--	--	--	--	--	--	--	--	--	--	--	--	--	--	--	--	23.2
Great Green *	--	--	--	--	--	--	--	--	--	--	--	--	--	19.5	--	--	--	19.5	19.9
Holiday	--	--	--	--	--	--	--	--	--	--	--	--	--	--	--	--	--	--	21.4
Ivory *	--	--	--	--	--	--	--	--	--	--	--	--	--	20.3	--	--	--	20.3	21.7
Krissy *	--	--	--	--	--	--	--	--	--	--	--	--	--	22.9	--	--	--	22.9	--
Luisco	--	--	--	--	--	--	--	--	--	--	--	--	--	18.0	--	--	--	18.0	--
Princess *	--	--	--	--	--	--	--	--	--	--	--	--	--	--	--	--	--	--	22.6
Red Globe *	--	--	--	--	--	--	--	--	--	--	--	--	--	20.6	--	--	--	20.6	20.1
Scarlet	--	--	--	--	--	--	--	--	--	--	--	--	--	24.5	--	--	--	24.5	--
Scarlet Royal	--	--	--	--	--	--	--	--	--	--	--	--	--	--	--	--	--	--	26.8
Sugra-52	--	--	--	--	--	--	--	--	--	--	--	--	--	19.5	--	--	--	19.5	--
Sugraone *	--	--	--	--	--	--	--	--	--	--	--	--	--	20.5	--	--	--	20.5	18.5
Summer Royal	--	--	--	--	--	--	--	--	--	--	--	--	--	--	--	--	--	--	23.9
Other Table <sup>1</sup>	--	--	19.1	--	--	24.0	--	--	--	17.0	--	--	21.2	22.2	--	--	--	21.6	21.9
Total Table	--	--	19.1	--	--	24.0	--	--	--	17.0	--	--	21.2	21.3	--	--	--	21.3	22.1
<b>WINE GRAPES (WHITE)</b>																			
Albarino *	22.5	23.2	23.1	22.5	21.8	22.1	22.9	22.7	22.2	21.8	21.6	22.0	21.9	--	21.0	22.3	21.2	21.6	22.0
Arneis	21.7	--	20.5	--	--	--	21.0	22.5	--	23.0	22.3	--	--	--	--	23.9	--	22.3	23.3
Burger *	--	--	--	--	--	--	--	--	--	--	15.7	14.8	16.8	--	--	--	--	16.4	17.3
Chardonnay *	23.2	24.0	22.9	22.5	23.4	23.1	23.7	24.0	22.7	23.2	23.0	22.3	21.9	23.2	23.1	23.1	22.6	22.9	23.2
Chenin Blanc	21.8	21.8	21.5	23.0	21.9	20.4	22.0	21.9	20.0	21.5	20.0	17.7	19.6	--	--	23.3	20.0	19.6	20.1
Clairette Blanche <sup>2</sup>	19.9	--	21.8	--	--	20.5	19.4	22.6	--	22.6	22.5	18.8	19.0	--	--	22.9	--	21.5	--
Cortese	21.0	--	21.0	--	22.4	--	--	--	20.0	23.0	--	--	--	--	--	--	21.9	21.0	21.6
Falaghina Greco <sup>2</sup>	20.0	--	21.1	--	23.0	--	22.5	22.0	20.4	22.9	21.3	--	--	--	--	23.0	20.9	21.6	--
Fiano	20.8	--	21.7	22.9	--	22.8	24.3	21.9	21.5	22.9	23.7	--	24.1	--	--	22.8	20.6	22.4	22.8
Flora	21.2	--	--	21.7	--	--	--	24.0	--	22.4	--	--	--	--	--	--	--	21.8	23.4
French Colombard	21.7	--	20.7	23.8	21.3	--	--	19.4	19.9	--	18.2	20.4	19.9	19.4	20.5	--	18.1	19.8	20.0
Gewurztraminer	23.5	23.7	23.2	24.6	23.0	24.5	23.4	21.9	21.9	21.5	21.6	--	--	--	--	24.0	21.0	22.0	22.9
Gray Riesling *	--	--	21.7	--	20.0	--	23.0	17.0	--	18.0	--	--	--	--	--	--	--	20.9	21.2
Grenache Blanc *	20.0	26.1	22.4	23.3	24.2	20.8	21.9	22.2	23.5	22.1	22.2	22.4	21.1	--	--	22.1	--	22.1	22.5
Grenache Gris *	23.0	--	--	--	--	21.1	22.5	22.6	--	21.0	23.6	--	--	--	--	--	--	22.5	19.6
Gruener Veltliner	22.7	--	21.1	--	--	20.5	22.4	21.4	22.4	--	22.5	--	--	--	--	--	17.9	21.5	22.9
Malvasia Bianca	--	--	21.5	22.9	21.2	23.8	23.1	23.2	21.2	22.2	19.3	19.3	23.0	--	--	20.5	--	19.8	21.7
Marsanne	23.6	23.5	22.5	24.5	--	21.6	20.9	23.9	23.7	23.6	22.2	--	21.9	--	--	22.5	--	22.7	22.9
Melon	--	--	23.2	24.0	--	--	21.4	19.8	--	21.6	--	--	--	--	--	--	--	21.2	22.2
Moscato Gaillo *	--	--	21.6	--	20.5	--	--	20.2	--	18.7	--	--	20.5	--	--	--	--	20.6	22.5
Muscat Blanc *	23.2	24.1	21.8	23.2	25.6	22.8	21.2	24.2	21.9	23.1	21.7	19.6	21.4	23.5	22.0	23.7	21.1	22.2	22.4
Muscat Of Alexandria	--	--	27.0	--	--	--	--	--	22.9	24.9	--	19.6	20.5	19.8	--	26.7	23.6	20.4	21.1
Muscat Orange	24.7	--	23.0	22.4	--	22.0	--	22.8	23.4	25.4	21.6	22.9	22.4	--	--	23.7	23.5	22.5	23.5
Palomino *	--	--	18.2	--	--	20.9	--	20.0	--	--	--	--	19.8	--	17.8	--	--	19.3	21.3
Pecorino	--	--	22.0	--	--	--	--	--	--	--	--	--	--	--	--	22.2	--	22.2	24.7
Picpoul Blanc	19.0	--	21.1	22.1	--	21.3	18.3	21.2	20.6	21.4	20.2	--	21.0	--	--	23.6	--	20.5	20.6
Pinot Blanc	22.7	--	20.3	20.0	--	25.0	24.1	22.7	--	20.5	23.8	--	--	--	--	21.3	--	22.7	21.7
Pinot Gris *	22.7	22.1	22.5	20.8	20.9	19.6	22.6	21.9	21.2	22.7	20.5	20.6	20.3	21.9	--	22.3	20.6	20.7	21.0
Ribolla Gialla *	17.9	--	21.7	20.8	--	--	21.5	17.8	--	23.0	22.0	--	--	--	--	--	--	21.1	22.0
Roussanne	23.1	22.3	22.4	24.4	--	21.2	23.6	23.1	22.9	23.3	23.4	23.5	21.4	--	--	23.9	--	23.1	23.2
Sauvignon Blanc *	22.8	22.6	22.6	23.1	22.0	22.2	24.2	23.0	20.2	22.6	20.6	19.4	21.8	22.8	21.9	22.5	19.8	21.7	21.9
Sauvignon Gris	--	25.5	23.6	24.5	--	--	21.0	21.3	--	--	--	--	--	--	--	--	--	23.9	24.3
Sauvignon Vert *	18.6	--	22.9	--	--	--	--	--	--	21.6	--	--	--	--	--	--	--	21.4	23.0
Semillon	20.5	21.0	21.0	22.8	--	20.6	24.1	20.0	20.5	21.2	20.8	--	24.2	--	--	23.8	19.2	21.1	21.3
St. Emilion *	16.6	--	--	--	--	--	--	21.2	--	--	--	--	--	--	--	--	--	19.6	21.3
Sylvaner	--	--	19.9	--	--	--	--	22.0	--	--	--	--	--	--	--	--	--	20.5	20.9
Symphony	--	--	22.5	--	22.1	--	--	--	--	--	19.5	19.0	23.1	--	24.0	19.5	22.0	19.9	21.7
Tocai Friulano	21.4	--	21.0	19.6	--	--	--	20.4	--	22.2	--	--	--	--	--	--	--	20.5	22.2
Torrontes	--	--	--	--	--	--	21.5	22.9	--	--	22.5	--	--	--	--	20.9	--	22.4	21.8
Triplet Blanc	--	--	--	--	--	--	--	--	--	--	--	--	20.6	--	--	--	--	20.6	21.0
Verdejo	--	--	--	20.6	24.0	21.4	22.0	21.4	21.6	23.1	22.8	--	--	--	--	--	--	18.5	21.7
Verdelho	--	--	24.1	--	22.5	21.8	21.4	21.9	23.9	23.6	23.3	23.0	--	--	--	21.9	22.4	23.2	23.9
Vermantino *	22.0	21.0	21.6	22.8	21.9	21.0	18.6	22.8	21.0	22.0	22.1	19.9	24.1	--	--	23.1	--	21.9	21.3
Vernaccia	--	--	24.0	--	--	--	--	--	--	--	--	--	--	--	--	--	--	24.0	23.9
Viognier	23.4	24.1	24.6	24.5	25.1	21.9	25.6	24.4	24.8	23.2	24.4	26.1	23.0	--	25.0	23.3	24.6	24.6	24.7
White Riesling *	23.2	22.9	21.6	21.1	20.1	23.6	21.8	22.7	22.0	22.1	21.8	18.8	18.9	--	--	22.4	20.4	19.6	20.4
Other White Wine <sup>1</sup>	20.6	--	21.6	22.6	21.7	21.8	22.1	22.7	21.3	22.5	20.5	--	23.1	18.8	21.0	22.4	19.2	19.9	21.4
Total White	23.1	22.7	22.8	22.7	22.4	22.6	23.6	23.6	21.9	22.7	21.9	20.6	20.4	21.0	20.2	22.9	21.4	21.5	21.7

**TABLE 3: WEIGHTED AVERAGE DEGREES BRIX FOR ALL GRAPES CRUSHED BY CALIFORNIA PROCESSORS  
FROM THE 2023 CROP BY TYPE, VARIETY, AND REPORTING DISTRICT WHERE GROWN, WITH COMPARISONS**

Type and Variety	1	2	3	4	5	6	7	8	9	10	11	12	13	14	15	16	17	State Total		
	Degrees Brix																	2023	2022	
<b>WINE GRAPES (RED)</b>																				
Aglianico	24.2	--	23.1	24.8	26.7	23.1	19.4	24.2	24.2	24.5	23.5	21.3	25.0	--	--	25.3	20.5	23.8	23.6	
Aleatico	--	--	22.6	20.8	--	--	--	--	--	--	--	--	--	--	--	23.0	--	22.4	25.1	
Alicante Bouschet *	--	23.1	24.4	24.1	23.3	23.6	24.0	22.7	25.9	23.1	23.2	18.7	23.4	24.0	24.0	20.0	21.2	20.5	23.7	
Arinarnoa	--	--	--	--	--	--	--	25.0	--	--	--	--	23.3	--	--	--	--	23.3	22.6	
Barbera	24.5	24.4	24.5	21.0	25.9	25.3	22.7	26.6	22.8	25.6	24.4	23.8	23.4	22.2	23.5	24.7	23.5	23.5	22.6	
Blaufraenkisch *	21.3	--	--	25.3	--	--	25.0	24.8	24.5	--	21.1	--	--	--	--	--	--	24.6	23.6	
Cabernet Dorsa	--	--	--	--	--	--	--	24.5	--	--	--	--	--	--	--	--	--	24.5	25.4	
Cabernet Franc	23.7	25.6	24.6	25.4	25.0	24.6	26.0	25.7	25.0	24.8	24.2	--	22.8	28.0	23.5	24.5	24.2	25.1	25.2	
Cabernet Sauvignon	25.1	26.1	24.5	25.2	25.7	25.0	25.5	25.6	24.8	25.3	24.6	24.2	24.2	24.4	24.3	24.6	22.8	24.9	25.2	
Carignane	21.9	21.3	23.7	23.7	22.5	23.7	22.5	25.3	20.9	24.9	21.7	--	24.3	--	--	24.0	22.0	24.0	21.2	
Carmenere	19.5	--	23.4	24.8	--	23.7	--	24.8	--	25.7	25.3	--	--	--	--	22.8	--	24.4	24.4	
Charbono	21.3	24.0	--	22.7	21.0	22.0	25.4	22.6	--	23.8	23.2	--	21.0	--	--	--	--	22.6	23.4	
Cinsaut *	21.0	21.4	21.9	20.2	--	21.1	21.5	22.8	20.7	23.1	21.1	21.1	23.9	--	--	23.1	23.0	22.0	21.4	
Counoise	22.9	--	21.0	25.1	--	24.4	20.0	21.6	18.2	23.4	19.4	--	19.0	--	--	22.3	--	21.7	22.4	
Dolcetto	22.1	22.8	23.5	23.9	--	23.0	23.7	24.5	24.5	24.7	23.6	--	--	--	--	26.2	--	23.6	22.7	
Dornfelder	--	--	--	23.0	--	21.4	24.4	20.5	25.0	--	22.9	22.3	--	--	--	--	--	22.5	22.9	
Durif	--	--	--	--	--	20.0	--	25.3	26.8	23.5	--	--	--	--	--	24.6	24.5	25.4	25.8	
Freisa	22.1	--	23.0	--	--	--	22.9	23.4	--	22.8	--	--	--	--	--	--	--	22.9	22.2	
Gamay Noir Au Jus Blanc	--	--	21.9	21.7	--	23.0	24.0	22.7	--	22.5	--	--	--	--	--	--	--	22.4	23.2	
Graciano	20.5	25.5	23.4	--	19.2	23.8	24.0	25.9	--	23.9	25.4	--	--	--	--	26.0	24.0	25.5	26.2	
Grenache *	23.5	24.1	24.3	24.7	24.4	24.2	23.5	24.3	22.4	24.2	23.1	23.4	20.5	21.6	22.9	24.2	22.2	21.9	22.4	
Grignolino	20.6	--	23.0	18.0	--	22.0	--	--	--	--	24.8	--	--	--	--	--	--	20.1	21.0	
Lagrein	--	--	23.2	24.0	--	--	--	25.1	--	23.8	24.1	--	--	--	--	--	--	24.5	24.9	
Lambrusco *	--	--	--	--	--	--	--	23.4	--	--	--	23.7	--	--	--	--	--	23.7	24.2	
Malbec	23.6	25.0	23.5	24.4	25.7	22.4	24.4	24.4	24.5	24.9	23.8	23.6	26.5	24.0	24.4	24.4	24.2	24.2	24.0	
Mencia <sup>3</sup>	20.6	--	22.4	24.6	--	--	21.8	23.5	--	--	21.1	20.0	--	--	20.0	--	--	22.2	--	
Merlot	24.4	24.5	24.5	25.2	25.3	24.6	24.7	25.0	23.0	24.7	24.6	24.9	23.9	28.9	25.4	23.9	23.7	24.8	24.9	
Meunier *	21.7	--	19.0	19.7	--	--	27.2	21.0	--	--	--	--	--	--	--	--	--	19.5	20.2	
Mission	--	--	19.4	--	--	22.3	--	22.6	--	25.2	21.9	--	22.9	--	21.9	21.9	22.5	22.7	22.7	
Montepulciano	21.2	25.0	23.4	24.5	--	20.5	23.2	24.8	23.3	23.9	24.6	--	--	--	--	24.7	23.5	23.9	23.5	
Mourvedre *	22.5	22.8	23.6	24.2	24.6	24.4	22.6	24.8	22.9	24.2	24.2	23.6	22.5	26.0	21.3	24.3	19.0	24.3	23.5	
Muscat Hamburg *	--	--	22.4	--	--	--	--	--	--	24.0	22.8	21.5	24.2	--	--	--	--	23.8	24.1	
Nebbiolo	22.4	24.8	24.1	24.0	--	23.2	20.5	23.9	24.3	23.8	25.1	--	24.2	--	--	24.5	23.9	23.9	23.6	
Negrette *	--	--	--	24.1	--	--	22.4	--	--	20.0	--	--	--	--	--	21.8	--	22.2	22.6	
Negroamaro	21.5	24.4	24.5	28.4	--	24.0	--	22.5	23.0	25.5	--	--	--	--	--	23.6	--	24.2	23.7	
Nero D'Avola *	22.6	25.1	24.9	24.7	23.9	--	--	24.6	24.2	23.3	22.5	22.3	22.4	--	--	23.6	21.4	23.4	23.8	
Petit Verdot	24.0	25.4	24.8	25.5	25.9	24.2	24.7	25.1	24.9	25.9	24.4	24.4	24.2	24.2	24.1	24.8	24.5	24.7	24.7	
Petite Sirah	24.7	25.3	24.4	25.5	25.8	25.8	25.1	25.4	26.1	24.9	25.1	24.9	24.9	26.2	--	25.5	25.9	25.3	25.2	
Pinot Noir *	23.8	23.3	24.0	21.7	24.0	23.4	25.3	24.8	23.0	22.9	23.8	23.4	22.5	30.3	24.6	21.6	24.0	24.2	24.4	
Pinotage	23.0	--	24.2	25.9	--	--	--	--	--	--	26.2	--	--	--	--	20.9	24.0	23.4	25.5	
Prieto Picudo	--	--	--	--	--	--	--	26.0	--	--	22.8	23.8	--	--	--	--	--	23.1	21.4	
Primitivo	23.5	27.3	24.9	27.3	25.3	24.1	23.2	25.2	24.1	25.3	22.8	25.9	24.2	23.8	--	24.1	23.5	24.9	23.9	
Refosco *	20.0	--	22.0	23.4	--	20.7	--	20.5	--	22.5	--	--	--	--	--	--	--	21.4	21.2	
Royalty	--	--	--	--	--	--	--	--	--	--	--	--	21.9	--	--	--	--	21.9	22.5	
Rubired *	--	--	--	--	24.3	--	--	--	--	24.0	20.1	21.0	23.4	23.3	--	23.5	--	23.3	23.8	
Ruby Cabernet	--	--	--	--	--	--	--	24.1	--	--	25.1	25.6	23.8	24.7	--	23.8	--	24.2	24.4	
Sagrantino	24.5	26.6	25.3	26.1	25.0	24.0	22.2	23.9	--	24.6	24.8	--	--	--	--	24.5	23.8	24.3	25.7	
Sangiovese *	24.2	24.8	23.5	24.4	26.4	23.7	23.7	23.7	23.6	24.5	22.6	22.0	22.3	--	23.4	24.0	18.5	23.1	23.7	
Segalin	--	--	--	--	--	--	--	--	--	--	--	--	--	--	--	--	--	--	20.2	
Souzao	--	--	21.7	--	--	21.7	--	23.2	--	24.7	20.6	--	25.5	--	--	--	--	24.6	22.9	
St Laurent	--	23.0	21.6	17.8	--	--	--	--	--	--	--	--	--	--	--	--	--	20.7	20.5	
St Macaire <sup>3</sup>	--	--	24.4	26.1	--	--	--	27.6	--	--	--	--	--	--	--	--	--	27.4	--	
Syrah *	24.4	25.6	24.4	25.7	23.2	24.4	24.9	25.3	23.5	25.1	25.6	24.5	24.3	25.9	24.7	24.7	23.9	24.8	25.1	
Tannat	22.5	--	25.5	26.8	24.6	--	24.6	26.0	26.1	24.5	26.9	24.5	24.5	23.4	25.0	24.6	25.0	26.0	25.5	
Tempranillo *	23.5	25.1	23.4	25.2	23.9	24.8	24.4	24.9	24.2	24.4	24.3	22.4	22.5	23.5	22.8	24.4	18.6	23.4	23.3	
Teroldego	--	23.6	25.1	--	25.5	24.9	23.5	25.4	24.8	24.6	24.8	24.4	23.9	--	--	24.9	24.5	24.7	24.9	
Tinta Cao	22.9	--	27.6	23.0	--	26.1	32.5	24.8	--	25.1	21.6	--	--	--	--	23.0	--	25.4	24.8	
Tinta Madeira	--	--	26.5	--	--	--	--	--	--	--	--	--	--	--	--	--	--	26.5	24.1	
Touriga Nacional *	24.2	20.8	24.1	24.5	--	23.5	28.3	24.9	23.6	25.4	23.4	--	24.7	--	--	22.1	--	23.8	23.3	
Trousseau *	21.7	22.4	21.7	--	--	--	20.9	22.9	20.5	23.4	26.5	--	--	--	--	--	--	22.4	22.4	
Valdigue *	19.8	--	21.7	21.3	21.0	19.4	21.8	23.8	20.2	21.3	--	--	23.5	--	--	--	18.5	22.0	23.5	
Zinfandel	24.3	24.5	25.3	25.7	26.0	25.1	25.3	25.2	18.7	25.6	23.6	21.3	18.9	23.5	23.8	25.3	19.9	22.0	22.1	
Other Red Wine <sup>1</sup>	22.6	24.7	24.5	24.9	24.1	23.3	23.1	23.2	23.8	23.7	24.1	22.9	25.8	20.7	21.3	22.8	--	22.4	22.8	
<b>Total Red</b>	24.4	25.8	24.3	25.0	24.8	24.8	25.2	25.3	22.7	25.1	24.4	23.9	22.7	24.2	23.9	24.4	24.0	24.1	24.2	
<b>TOTAL WINE</b>	23.8	24.7	23.7	24.5	23.6	24.2	24.4	24.9	22.3	24.8	23.4	22.0	21.4	22.4	23.2	24.1	22.1	22.9	23.1	
<b>TOTAL ALL VARIETIES</b>	23.8	24.7	23.7	24.5	23.6	24.2	24.4	24.9	22.3	24.8	23.4	22.0	21.3	22.3	23.2	24.1	22.1	22.9	23.0	

\* Synonyms for variety names are shown on Page 9.

<sup>1</sup> Other categories include minor and mixed varieties.

<sup>2</sup> This variety was included in Other White Wine in 2022.

<sup>3</sup> This variety was included in Other Red Wine in 2022.



**TABLE 4: TONS OF GRAPES PURCHASED  
FOR WINE, CONCENTRATE, JUICE, VINEGAR, AND BEVERAGE BRANDY BY CALIFORNIA PROCESSORS  
FROM THE 2023 CROP BY TYPE, VARIETY, AND REPORTING DISTRICT WHERE GROWN, WITH COMPARISONS**

Type and Variety	1	2	3	4	5	6	7	8	9	10
	Tons									
<b>RAISIN GRAPES</b>										
Fiesta	0.0	0.0	0.0	0.0	0.0	0.0	0.0	0.0	0.0	0.0
Thompson Seedless *	0.0	0.0	0.0	0.0	0.0	0.0	0.0	0.0	0.0	0.0
Total Raisin	0.0	0.0	0.0	0.0	0.0	0.0	0.0	0.0	0.0	0.0
<b>TABLE GRAPES</b>										
Autumn King	0.0	0.0	0.0	0.0	0.0	0.0	0.0	0.0	0.0	0.0
Autumn Royal	0.0	0.0	0.0	0.0	0.0	0.0	0.0	0.0	0.0	0.0
Cotton Candy	0.0	0.0	0.0	0.0	0.0	0.0	0.0	0.0	0.0	0.0
Crimson Seedless *	0.0	0.0	0.0	0.0	0.0	0.0	0.0	0.0	0.0	0.0
Emerald Seedless *	0.0	0.0	0.0	0.0	0.0	0.0	0.0	0.0	0.0	0.0
Flame Seedless *	0.0	0.0	0.0	0.0	0.0	0.0	0.0	0.0	0.0	0.0
Great Green *	0.0	0.0	0.0	0.0	0.0	0.0	0.0	0.0	0.0	0.0
Ivory *	0.0	0.0	0.0	0.0	0.0	0.0	0.0	0.0	0.0	0.0
Krissey *	0.0	0.0	0.0	0.0	0.0	0.0	0.0	0.0	0.0	0.0
Luisco	0.0	0.0	0.0	0.0	0.0	0.0	0.0	0.0	0.0	0.0
Princess *	0.0	0.0	0.0	0.0	0.0	0.0	0.0	0.0	0.0	0.0
Red Globe *	0.0	0.0	0.0	0.0	0.0	0.0	0.0	0.0	0.0	0.0
Scarlet	0.0	0.0	0.0	0.0	0.0	0.0	0.0	0.0	0.0	0.0
Scarlet Royal	0.0	0.0	0.0	0.0	0.0	0.0	0.0	0.0	0.0	0.0
Sugra-52	0.0	0.0	0.0	0.0	0.0	0.0	0.0	0.0	0.0	0.0
Sugraone *	0.0	0.0	0.0	0.0	0.0	0.0	0.0	0.0	0.0	0.0
Other Table <sup>1</sup>	0.0	0.0	3.4	0.0	0.0	3.0	0.0	0.0	0.0	0.8
Total Table	0.0	0.0	3.4	0.0	0.0	3.0	0.0	0.0	0.0	0.8
<b>WINE GRAPES (WHITE)</b>										
Albarino *	1.2	1.5	51.1	37.8	183.3	41.2	431.3	405.7	16.3	17.7
Arneis	29.3	0.0	10.3	0.0	0.0	0.0	2.9	19.7	0.0	0.0
Burger *	0.0	0.0	0.0	0.0	0.0	0.0	0.0	0.0	0.0	0.0
Chardonnay *	18,639.0	1,017.1	59,367.0	14,556.1	3,341.1	1,177.3	48,741.9	18,895.9	12,211.6	326.7
Chenin Blanc	126.4	49.5	30.7	38.5	756.3	43.2	262.1	365.5	89.4	24.6
Clairette Blanche <sup>2</sup>	0.0	0.0	1.2	0.0	0.0	0.0	43.2	75.3	0.0	2.7
Cortese	4.9	0.0	3.4	0.0	5.9	0.0	0.0	0.0	21.7	1.0
Falaghina Greco <sup>2</sup>	11.8	0.0	6.9	0.0	5.7	0.0	13.0	14.9	5.7	8.1
Fiano	0.7	0.0	29.7	0.5	0.0	1.0	0.0	8.8	4.0	15.5
Flora	1.2	0.0	0.0	24.2	0.0	0.0	0.0	0.1	0.0	0.0
French Colombard	113.8	0.0	47.3	0.0	4.6	0.0	0.0	36.9	1,292.6	0.0
Gewurztraminer	193.3	67.3	90.2	0.0	255.3	0.5	2,337.9	41.6	1.7	0.0
Gray Riesling *	0.0	0.0	53.2	0.0	0.0	0.0	2.9	11.5	0.0	0.0
Grenache Blanc *	1.1	1.7	91.8	3.0	3.3	35.6	286.1	583.1	1.0	40.0
Grenache Gris *	29.6	0.0	0.0	0.0	0.0	10.2	58.0	18.9	0.0	0.0
Gruener Veltliner	19.5	0.0	12.8	0.0	0.0	63.9	397.2	224.0	1.0	0.0
Malvasia Bianca	0.0	0.0	22.4	9.1	15.7	12.9	82.4	46.6	0.8	1.6
Marsanne	8.9	10.9	35.2	2.6	0.0	6.2	44.3	42.7	0.3	15.2
Melon	0.0	0.0	7.1	0.0	0.0	0.0	32.6	14.4	0.0	0.0
Moscato Gaillo *	0.0	0.0	7.1	0.0	0.0	0.0	0.0	2.2	0.0	2.6
Muscat Blanc *	111.1	136.8	80.0	29.5	29.8	44.1	219.2	163.5	255.3	3.7
Muscat Of Alexandria	0.0	0.0	1.8	0.0	0.0	0.0	0.0	0.0	0.0	7.1
Muscat Orange	29.3	0.0	0.0	4.9	0.0	0.0	0.0	155.2	202.6	0.0
Palomino *	0.0	0.0	1.5	0.0	0.0	17.4	0.0	0.0	0.0	0.0
Pecorino	0.0	0.0	0.0	0.0	0.0	0.0	0.0	0.0	0.0	0.0
Picpoul Blanc	5.5	0.0	7.2	1.5	0.0	0.0	68.5	87.8	3.6	21.8
Pinot Blanc	112.7	0.0	144.9	127.3	0.0	2.3	604.9	58.3	0.0	0.0
Pinot Gris *	131.8	211.9	589.4	96.6	2,598.3	430.4	6,858.6	2,012.2	4,672.2	67.6
Ribolla Gialla *	4.9	0.0	29.8	25.3	0.0	0.0	3.8	0.1	0.0	0.0
Roussanne	9.0	40.8	43.2	1.7	0.0	9.7	10.4	131.7	6.4	30.7
Sauvignon Blanc *	3,340.9	14,991.7	13,940.6	6,799.9	2,144.7	965.7	6,276.0	11,607.3	2,144.9	542.5
Sauvignon Gris	0.0	20.0	22.8	20.8	0.0	0.0	3.2	0.0	0.0	0.0
Sauvignon Vert *	4.8	0.0	8.7	0.0	0.0	0.0	0.0	0.0	0.0	0.0
Semillon	32.6	38.1	215.1	271.5	0.0	0.2	39.4	10.5	1.5	29.4
St. Emilion *	4.0	0.0	0.0	0.0	0.0	0.0	0.0	7.6	0.0	0.0
Symphony	0.0	0.0	0.5	0.0	90.5	0.0	0.0	0.0	0.0	0.0
Tocai Friulano	12.6	0.0	15.6	16.1	0.0	0.0	0.0	46.5	0.0	2.0
Torrontes	0.0	0.0	0.0	0.0	0.0	0.0	2.0	1.7	0.0	0.0
Triplett Blanc	0.0	0.0	0.0	0.0	0.0	0.0	0.0	0.0	0.0	0.0
Verdejo	0.0	0.0	0.0	1.4	1.8	35.8	2.3	1.3	1.0	8.2
Verdelho	0.0	0.0	1.0	0.0	19.0	37.1	4.1	33.8	182.4	12.7
Vernantino *	35.2	4.9	111.8	31.9	0.5	5.0	56.5	157.8	499.7	106.2
Vernaccia	0.0	0.0	18.9	0.0	0.0	0.0	0.0	0.0	0.0	0.0
Viognier	270.4	35.5	361.7	127.4	104.3	15.5	68.0	922.4	108.9	93.4
White Riesling *	70.7	42.9	103.7	133.3	398.2	0.1	2,028.8	307.2	5.9	3.5
Other White Wine <sup>1</sup>	25.6	0.0	55.3	26.2	3.4	0.0	24.1	44.7	20.9	27.3
Total White	23,381.8	16,670.6	75,620.9	22,387.1	9,961.7	2,955.3	69,005.6	36,557.4	21,751.4	1,411.8

**TABLE 4: TONS OF GRAPES PURCHASED  
FOR WINE, CONCENTRATE, JUICE, VINEGAR, AND BEVERAGE BRANDY BY CALIFORNIA PROCESSORS  
FROM THE 2023 CROP BY TYPE, VARIETY, AND REPORTING DISTRICT WHERE GROWN, WITH COMPARISONS**

Type and Variety	11	12	13	14	15	16	17	State Total	
								2023	2022
								Tons	
<b>RAISIN GRAPES</b>									
Fiesta	0.0	0.0	5,442.8	0.0	0.0	0.0	0.0	5,442.8	11,389.8
Thompson Seedless *	0.0	0.0	36,717.8	1,141.0	0.0	0.0	0.0	37,858.8	85,364.6
Total Raisin	0.0	0.0	42,160.6	1,141.0	0.0	0.0	0.0	43,301.6	96,754.4
<b>TABLE GRAPES</b>									
Autumn King	0.0	0.0	0.0	0.0	0.0	0.0	0.0	0.0	2,347.3
Autumn Royal	0.0	0.0	0.0	1,098.9	0.0	0.0	0.0	1,098.9	60.8
Cotton Candy	0.0	0.0	0.0	432.0	0.0	0.0	0.0	432.0	0.0
Crimson Seedless *	0.0	0.0	0.0	0.0	0.0	0.0	0.0	0.0	287.1
Emerald Seedless *	0.0	0.0	0.0	0.0	0.0	0.0	0.0	0.0	1,149.8
Flame Seedless *	0.0	0.0	0.0	0.0	0.0	0.0	0.0	0.0	5,682.4
Great Green *	0.0	0.0	0.0	640.9	0.0	0.0	0.0	640.9	0.0
Ivory *	0.0	0.0	0.0	4,033.7	0.0	0.0	0.0	4,033.7	10,224.3
Krissy *	0.0	0.0	0.0	1,115.0	0.0	0.0	0.0	1,115.0	0.0
Luisco	0.0	0.0	0.0	563.7	0.0	0.0	0.0	563.7	0.0
Princess *	0.0	0.0	0.0	0.0	0.0	0.0	0.0	0.0	290.7
Red Globe *	0.0	0.0	0.0	315.2	0.0	0.0	0.0	315.2	1,595.1
Scarlet	0.0	0.0	0.0	1,949.3	0.0	0.0	0.0	1,949.3	0.0
Scarlet Royal	0.0	0.0	0.0	0.0	0.0	0.0	0.0	0.0	4,099.8
Sugra-52	0.0	0.0	0.0	839.2	0.0	0.0	0.0	839.2	0.0
Sugraone *	0.0	0.0	0.0	1,008.7	0.0	0.0	0.0	1,008.7	1,732.5
Other Table <sup>1</sup>	0.0	0.0	3,134.2	1,869.8	0.0	0.0	0.0	5,011.2	20,907.9
Total Table	0.0	0.0	3,134.2	13,866.4	0.0	0.0	0.0	17,007.8	48,377.7
<b>WINE GRAPES (WHITE)</b>									
Albarino *	3,369.0	706.4	4.7	0.0	2.0	24.5	4,767.7	10,061.4	7,320.1
Arneis	1.5	0.0	0.0	0.0	0.0	19.0	0.0	82.7	74.0
Burger *	2,091.8	841.2	3,367.1	0.0	0.0	0.0	0.0	6,300.1	9,813.8
Chardonnay *	132,653.5	28,926.1	62,523.0	17,402.4	3.9	110.7	48,753.6	468,646.9	398,486.1
Chenin Blanc	2,967.1	4,123.0	11,706.8	0.0	0.0	0.0	8,292.6	28,875.7	28,869.1
Clairette Blanche <sup>2</sup>	0.0	1.9	5.1	0.0	0.0	0.0	0.0	129.4	0.0
Cortese	0.0	0.0	0.0	0.0	0.0	0.0	8.4	45.3	62.0
Falaghina Greco <sup>2</sup>	10.4	0.0	0.0	0.0	0.0	0.0	17.0	93.5	0.0
Fiano	10.0	0.0	3.5	0.0	0.0	18.2	1.5	93.4	67.0
Flora	0.0	0.0	0.0	0.0	0.0	0.0	0.0	25.5	12.3
French Colombard	2,515.2	1,904.6	230,750.1	32,148.4	2.2	0.0	0.0	268,815.7	252,500.7
Gewurztraminer	862.3	0.0	0.0	0.0	0.0	0.0	5,042.0	8,892.1	8,243.5
Gray Riesling *	0.0	0.0	0.0	0.0	0.0	0.0	0.0	67.6	81.0
Grenache Blanc *	152.2	2.1	10.3	0.0	0.0	46.4	0.0	1,257.7	1,010.2
Grenache Gris *	0.0	0.0	0.0	0.0	0.0	0.0	0.0	116.7	91.4
Gruner Veltliner	35.8	0.0	0.0	0.0	0.0	0.0	74.2	828.4	579.3
Malvasia Bianca	867.2	0.0	47.2	0.0	0.0	4.5	0.0	1,110.4	908.0
Marsanne	0.0	0.0	29.7	0.0	0.0	0.0	0.0	196.0	199.9
Melon	0.0	0.0	0.0	0.0	0.0	0.0	0.0	54.1	33.2
Moscato Gaillo *	0.0	0.0	0.0	0.0	0.0	0.0	0.0	11.9	1.8
Muscat Blanc *	2,719.4	1,025.7	7,604.5	16,601.3	1.8	76.6	343.1	29,445.4	26,391.0
Muscat Of Alexandria	0.0	2,449.3	103,202.5	27,422.3	0.0	1.0	94.6	133,178.6	140,368.8
Muscat Orange	588.7	867.1	1,039.5	0.0	0.0	0.0	51.8	2,939.1	2,528.1
Palomino *	0.0	0.0	25.4	0.0	2.5	0.0	0.0	46.8	41.8
Pecorino	0.0	0.0	0.0	0.0	0.0	28.1	0.0	28.1	23.3
Picpoul Blanc	23.8	0.0	0.0	0.0	0.0	1.0	0.0	220.7	200.1
Pinot Blanc	0.7	0.0	0.0	0.0	0.0	0.0	0.0	1,051.1	912.9
Pinot Gris *	72,379.6	33,701.4	45,163.0	7,019.2	0.0	65.9	21,119.9	197,118.0	167,024.1
Ribolla Gialla *	3.8	0.0	0.0	0.0	0.0	0.0	0.0	67.7	59.4
Roussanne	44.3	0.0	4.4	0.0	0.0	1.0	0.0	333.3	366.1
Sauvignon Blanc *	35,894.5	4,552.1	2,529.7	3,411.4	0.0	62.0	20,059.3	129,263.2	102,001.7
Sauvignon Gris	0.0	0.0	0.0	0.0	0.0	0.0	0.0	66.8	56.8
Sauvignon Vert *	0.0	0.0	0.0	0.0	0.0	0.0	0.0	13.5	12.0
Semillon	963.1	0.0	6.5	0.0	0.0	0.6	499.6	2,108.1	2,000.3
St. Emilion *	0.0	0.0	0.0	0.0	0.0	0.0	0.0	11.6	14.1
Symphony	941.8	1,030.7	6,309.5	0.0	0.0	0.0	4.0	8,377.0	10,528.9
Tocai Friulano	0.0	0.0	0.0	0.0	0.0	0.0	0.0	92.8	75.3
Torrontes	47.7	0.0	0.0	0.0	0.0	0.4	0.0	51.8	35.6
Triplet Blanc	0.0	0.0	3,133.4	0.0	0.0	0.0	0.0	3,133.4	4,956.6
Verdejo	45.5	0.0	0.0	0.0	0.0	0.0	5.8	103.1	114.5
Verdelho	1,947.2	1.5	0.0	0.0	0.0	0.0	259.9	2,498.7	1,915.3
Vernantino *	1,379.8	29.4	4.4	0.0	0.0	111.7	0.0	2,534.8	1,859.1
Vernaccia	0.0	0.0	0.0	0.0	0.0	0.0	0.0	18.9	5.2
Viognier	8,514.7	1,915.0	35.0	0.0	0.0	41.7	2,953.1	15,567.0	12,722.7
White Riesling *	1,274.9	752.3	119.6	0.0	0.0	4.8	4,732.3	9,978.2	9,443.5
Other White Wine <sup>1</sup>	1,508.4	0.0	29.7	1,985.7	1.0	1.5	13.2	3,767.0	12,143.6
Total White	273,813.9	82,829.8	477,654.6	105,990.7	13.4	619.6	117,093.6	1,337,719.2	1,204,154.2

**TABLE 4: TONS OF GRAPES PURCHASED  
FOR WINE, CONCENTRATE, JUICE, VINEGAR, AND BEVERAGE BRANDY BY CALIFORNIA PROCESSORS  
FROM THE 2023 CROP BY TYPE, VARIETY, AND REPORTING DISTRICT WHERE GROWN, WITH COMPARISONS**

Type and Variety	1	2	3	4	5	6	7	8	9	10
	Tons									
<b>WINE GRAPES (RED)</b>										
Aglianico	0.0	0.0	10.0	0.9	0.0	6.6	0.0	24.2	3.0	11.3
Aleatico	0.0	0.0	16.0	2.9	0.0	0.0	0.0	0.0	0.0	0.0
Alicante Bouschet *	0.0	2.3	87.5	0.0	5.8	18.4	0.0	24.7	1.6	10.6
Arinarnoa	0.0	0.0	0.0	0.0	0.0	0.0	0.0	0.0	0.0	0.0
Barbera	152.8	118.5	123.0	1.0	13.0	14.1	11.7	177.9	37.2	770.5
Blaufraenkisch *	0.0	0.0	0.0	0.4	0.0	0.0	12.0	14.4	5.9	0.0
Cabernet Dorsa	0.0	0.0	0.0	0.0	0.0	0.0	0.0	0.0	0.0	0.0
Cabernet Franc	63.3	151.5	736.6	1,863.3	12.3	204.4	69.8	2,352.7	3.7	258.1
Cabernet Sauvignon	6,129.7	16,139.3	32,826.1	56,488.0	1,577.0	2,045.4	12,995.0	78,934.6	4,956.5	2,082.2
Carignane	589.5	20.9	187.1	5.3	8.0	423.6	12.6	234.8	7.5	13.8
Carmenere	0.0	0.0	7.1	0.0	0.0	2.0	0.0	28.7	0.0	0.0
Charbono	21.9	5.0	0.0	116.9	9.5	0.0	0.0	21.2	0.0	16.2
Cinsaut *	5.2	4.6	6.7	10.2	0.0	3.9	204.4	191.2	3.0	48.2
Counoise	8.4	0.0	3.7	4.4	0.0	0.0	0.8	61.6	8.6	4.6
Dolcetto	35.7	2.0	13.6	0.0	0.0	5.1	1.8	19.9	0.0	22.9
Dornfelder	0.0	0.0	0.0	0.0	0.0	0.0	16.8	3.7	5.0	0.0
Durif	0.0	0.0	0.0	0.0	0.0	5.8	0.0	0.0	1.0	4.0
Freisa	1.5	0.0	0.5	0.0	0.0	0.0	3.4	2.3	0.0	0.0
Gamay Noir Au Jus Blanc	0.0	0.0	7.4	8.1	0.0	1.0	4.4	3.1	0.0	42.3
Graciano	0.0	0.0	2.1	0.0	1.1	0.0	1.0	169.1	0.0	5.4
Grenache *	521.4	150.7	960.0	233.7	32.5	324.4	3,018.1	5,614.3	60.3	287.4
Grignolino	6.2	0.0	2.9	13.7	0.0	0.0	0.0	0.0	0.0	0.0
Lagrein	0.0	0.0	0.0	2.8	0.0	0.0	0.0	203.2	0.0	17.1
Malbec	92.2	611.8	969.2	1,101.4	32.6	47.0	1,567.2	1,666.9	1,611.8	403.4
Mencia <sup>3</sup>	5.6	0.0	0.0	3.1	0.0	0.0	1.3	24.6	0.0	0.0
Merlot	2,375.9	599.5	7,518.3	7,464.8	155.5	1,440.4	5,621.9	8,192.6	319.1	270.4
Meunier *	2.5	0.0	115.8	151.8	0.0	0.0	0.0	12.1	0.0	0.0
Mission	0.0	0.0	0.0	0.0	0.0	0.4	0.0	0.8	0.0	5.0
Montepulciano	16.7	9.8	30.8	3.0	0.0	19.9	3.8	8.7	3.3	12.6
Mourvedre *	21.1	74.6	137.0	20.6	6.4	521.2	143.1	1,162.9	16.7	139.9
Muscat Hamburg *	0.0	0.0	7.2	0.0	0.0	0.0	0.0	0.0	0.0	10.8
Nebbiolo	22.7	7.8	30.3	0.2	0.0	13.7	1.3	93.2	4.0	21.3
Negrette *	0.0	0.0	0.0	0.7	0.0	0.0	10.4	0.0	0.0	0.0
Negroamaro	8.9	1.4	2.7	0.0	0.0	0.0	0.0	1.7	1.0	2.2
Nero D'avola *	30.8	17.1	3.7	0.0	1.0	0.0	0.0	9.2	2.0	27.5
Petit Verdot	23.7	316.7	534.6	1,339.8	153.1	1,032.7	209.6	3,449.5	2,181.6	157.9
Petite Sirah	933.8	2,220.8	1,299.1	1,518.9	825.0	1,432.0	1,207.1	8,951.4	3,378.8	367.1
Pinot Noir *	3,788.8	488.5	35,416.5	4,965.5	5,659.1	441.0	38,618.5	17,247.0	37.0	37.6
Pinotage	4.9	0.0	0.0	0.0	0.0	0.0	0.0	0.0	0.0	0.0
Prieto Picudo	0.0	0.0	0.0	0.0	0.0	0.0	0.0	0.0	0.0	0.0
Primitivo	31.5	2.0	168.6	38.8	27.1	5.1	0.0	324.1	9.5	201.2
Refosco *	0.5	0.0	10.1	1.4	0.0	2.2	0.0	41.4	0.0	5.4
Royalty	0.0	0.0	0.0	0.0	0.0	0.0	0.0	0.0	0.0	0.0
Rubired *	0.0	0.0	0.0	0.0	0.0	0.0	0.0	0.0	0.0	0.0
Ruby Cabernet	0.0	0.0	0.0	0.0	0.0	0.0	0.0	0.0	0.0	0.0
Sagrantino	0.0	1.4	11.0	0.0	0.0	0.0	5.6	2.9	0.0	3.2
Sangiovese *	161.5	26.9	854.2	235.1	44.1	56.7	112.8	533.0	2.8	174.6
Segalin	0.0	0.0	0.0	0.0	0.0	0.0	0.0	0.0	0.0	0.0
Souzao	0.0	0.0	0.0	0.0	0.0	0.0	0.0	1.3	0.0	7.0
St Laurent	0.0	0.0	12.4	6.4	0.0	0.0	0.0	0.0	0.0	0.0
St Macaire <sup>3</sup>	0.0	0.0	0.0	0.0	0.0	0.0	0.0	99.6	0.0	0.0
Syrah *	1,267.8	527.3	1,653.6	1,087.4	137.7	126.2	2,800.9	7,380.5	525.3	590.4
Tannat	8.8	0.0	14.3	3.2	6.8	0.0	0.0	239.1	479.6	16.5
Tempranillo *	1.5	62.3	22.9	19.9	14.3	6.4	62.6	532.8	355.5	125.9
Teroldego	0.0	34.1	5.5	0.0	74.2	302.2	69.9	71.7	1,667.4	4.8
Tinta Cao	0.9	0.0	3.6	0.6	0.0	0.0	0.0	0.6	0.0	6.6
Tinta Madeira	0.0	0.0	0.0	0.0	0.0	0.0	0.0	0.0	0.0	0.0
Touriga Nacional *	8.8	23.6	0.0	1.6	0.0	0.6	0.0	27.7	0.0	13.0
Trousseau *	16.7	15.6	8.6	0.0	0.0	0.0	7.8	8.9	3.5	7.8
Valdiguié *	30.4	0.0	22.6	26.3	71.6	15.5	295.9	241.4	16.1	21.7
Zinfandel	2,193.5	1,138.9	8,613.6	2,673.1	111.3	1,697.0	342.2	3,755.2	14.2	2,507.8
Other Red Wine <sup>1</sup>	29.3	6.6	289.7	44.6	0.0	43.3	94.2	50.7	10.1	7.3
<b>Total Red</b>	<b>18,614.4</b>	<b>22,781.5</b>	<b>92,746.2</b>	<b>79,459.8</b>	<b>8,979.0</b>	<b>10,258.2</b>	<b>67,527.9</b>	<b>142,213.1</b>	<b>15,732.6</b>	<b>8,743.5</b>
<b>TOTAL WINE</b>	<b>41,996.2</b>	<b>39,452.1</b>	<b>168,367.1</b>	<b>101,846.9</b>	<b>18,940.7</b>	<b>13,213.5</b>	<b>136,533.5</b>	<b>178,770.5</b>	<b>37,484.0</b>	<b>10,155.3</b>
<b>TOTAL ALL VARIETIES</b>	<b>41,996.2</b>	<b>39,452.1</b>	<b>168,370.5</b>	<b>101,846.9</b>	<b>18,940.7</b>	<b>13,216.5</b>	<b>136,533.5</b>	<b>178,770.5</b>	<b>37,484.0</b>	<b>10,156.1</b>

**TABLE 4: TONS OF GRAPES PURCHASED  
FOR WINE, CONCENTRATE, JUICE, VINEGAR, AND BEVERAGE BRANDY BY CALIFORNIA PROCESSORS  
FROM THE 2023 CROP BY TYPE, VARIETY, AND REPORTING DISTRICT WHERE GROWN, WITH COMPARISONS**

Type and Variety	11	12	13	14	15	16	17	State Total	
								2023	2022
								Tons	
<b>WINE GRAPES (RED)</b>									
Aglianico	52.4	1.2	0.0	0.0	0.0	8.5	11.9	130.0	162.0
Aleatico	0.0	0.0	0.0	0.0	0.0	0.0	0.0	18.9	24.6
Alicante Bouschet *	811.6	0.0	159.0	1.0	1.0	14.2	3.8	1,141.5	2,460.1
Arinarnoa	0.0	0.0	575.0	0.0	0.0	0.0	0.0	575.0	0.0
Barbera	1,198.3	415.3	27,248.3	2,128.3	0.0	44.2	4.3	32,458.4	40,814.3
Blaufraenkisch *	2.9	0.0	0.0	0.0	0.0	0.0	0.0	35.6	23.0
Cabernet Dorsa	0.0	0.0	0.0	0.0	0.0	0.0	0.0	0.0	199.1
Cabernet Franc	1,255.9	0.0	128.5	0.0	0.0	92.0	28.4	7,220.5	5,367.9
Cabernet Sauvignon	158,533.9	51,355.6	34,597.4	9,606.0	10.2	342.4	96.9	468,716.2	429,039.7
Carignane	584.3	0.0	2,807.8	0.0	0.0	23.3	0.9	4,919.4	5,495.5
Carmenere	16.1	0.0	0.0	0.0	0.0	2.0	0.0	55.9	42.6
Charbono	7.0	0.0	0.0	0.0	0.0	0.0	0.0	197.7	155.9
Cinsaut *	113.7	24.2	5.5	0.0	0.0	25.4	3.3	649.5	763.9
Counoise	11.6	0.0	0.0	0.0	0.0	2.2	0.0	105.9	139.4
Dolcetto	173.3	0.0	0.0	0.0	0.0	1.0	0.0	275.3	348.8
Dornfelder	232.5	0.0	0.0	0.0	0.0	0.0	0.0	258.0	301.1
Durif	0.0	0.0	0.0	0.0	0.0	0.0	0.0	10.8	17.2
Freisa	0.0	0.0	0.0	0.0	0.0	0.0	0.0	7.7	10.6
Gamay Noir Au Jus Blanc	0.0	0.0	0.0	0.0	0.0	0.0	0.0	66.3	8.4
Graciano	339.7	0.0	0.0	0.0	0.0	0.0	1.1	519.5	683.1
Grenache *	715.1	768.9	27,939.9	2,000.8	11.9	88.5	27.8	42,755.7	42,500.4
Grignolino	0.8	0.0	0.0	0.0	0.0	0.0	0.0	23.6	37.6
Lagrein	0.0	0.0	0.0	0.0	0.0	0.0	0.0	223.1	122.2
Malbec	11,615.1	407.0	146.8	0.0	4.5	90.5	56.0	20,423.4	23,327.0
Mencia <sup>3</sup>	23.1	0.4	0.0	0.0	0.8	0.0	0.0	58.9	0.0
Merlot	51,512.2	16,872.6	11,977.1	9,228.7	2.0	112.6	3,012.8	126,676.4	139,867.7
Meunier *	0.0	0.0	0.0	0.0	0.0	0.0	0.0	282.2	268.0
Mission	36.5	0.0	609.7	0.0	0.0	8.5	1.9	662.8	798.6
Montepulciano	23.3	0.0	0.0	0.0	0.0	55.9	0.0	187.8	297.4
Mourvedre *	197.8	2.5	39.6	0.5	2.4	51.1	1.0	2,538.4	2,596.0
Muscat Hamburg *	277.8	49.1	1,039.8	0.0	0.0	0.0	0.0	1,384.7	1,291.9
Nebbiolo	4.1	0.0	105.5	0.0	0.0	1.4	8.3	313.8	147.1
Negrette *	0.0	0.0	0.0	0.0	0.0	0.0	0.0	11.1	13.1
Negroamaro	0.0	0.0	0.0	0.0	0.0	3.8	0.0	21.7	14.6
Nero D'Avola *	102.7	3.4	2.7	0.0	0.0	9.8	0.0	209.9	110.3
Petit Verdot	8,312.1	3,189.1	709.1	0.0	4.0	14.3	14.1	21,641.9	25,284.2
Petite Sirah	29,152.3	7,784.3	2,369.4	101.2	0.0	151.8	5,617.4	67,310.4	71,430.3
Pinot Noir *	43,691.9	9,627.0	8,857.3	1,688.1	4.9	6.8	28,921.8	199,497.3	182,162.7
Pinotage	3.0	0.0	0.0	0.0	0.0	0.0	0.0	7.9	4.3
Prieto Picudo	3.9	1.0	0.0	0.0	0.0	0.0	0.0	4.9	2.4
Primitivo	114.3	5.0	185.6	169.5	0.0	13.3	1.7	1,297.3	1,536.1
Refosco *	0.0	0.0	0.0	0.0	0.0	0.0	0.0	61.0	46.8
Royalty	0.0	0.0	30.2	0.0	0.0	0.0	0.0	30.2	24.6
Rubired *	3,449.2	3,607.6	158,808.3	26,334.4	0.0	0.0	0.0	192,199.5	167,923.6
Ruby Cabernet	228.2	2,744.9	7,536.3	4,709.8	0.0	0.0	0.0	15,219.2	13,982.2
Sagrantino	1.0	0.0	0.0	0.0	0.0	14.6	5.0	44.7	75.5
Sangiovese *	404.3	31.0	755.5	0.0	0.0	184.5	7.6	3,584.6	3,216.2
Segalin	0.0	0.0	0.0	0.0	0.0	0.0	0.0	0.0	214.4
Souzao	87.0	0.0	454.9	0.0	0.0	0.0	0.0	550.2	673.9
St Laurent	0.0	0.0	0.0	0.0	0.0	0.0	0.0	18.8	21.0
St Macaire <sup>3</sup>	0.0	0.0	0.0	0.0	0.0	0.0	0.0	99.6	0.0
Syrah *	10,793.3	892.6	18,852.3	1.3	12.4	231.6	0.0	46,880.6	46,579.0
Tannat	2,969.2	1,266.4	600.4	2.0	2.0	6.2	5.3	5,619.8	5,661.3
Tempranillo *	1,076.4	1,860.7	504.8	3.0	1.1	101.7	12.8	4,764.6	5,968.5
Teroldego	9,958.6	801.5	1,524.6	0.0	0.0	0.0	25.4	14,539.9	15,370.2
Tinta Cao	1.3	0.0	0.0	0.0	0.0	0.0	0.0	13.6	393.4
Tinta Madeira	0.0	0.0	0.0	0.0	0.0	0.0	0.0	0.0	25.1
Touriga Nacional *	2,063.8	0.0	759.1	0.0	0.0	0.0	0.0	2,898.2	3,218.6
Trousseau *	0.0	0.0	0.0	0.0	0.0	0.0	0.0	68.9	43.6
Valdiguie *	0.0	0.0	66.2	0.0	0.0	0.0	122.9	930.6	717.3
Zinfandel	76,108.8	4,060.6	62,820.1	21,509.6	115.0	100.2	908.0	188,669.1	275,922.1
Other Red Wine <sup>1</sup>	18.5	7.3	846.2	3,510.2	0.0	1.0	0.0	4,959.0	15,520.1
<b>Total Red</b>	<b>416,278.8</b>	<b>105,779.2</b>	<b>373,062.9</b>	<b>80,994.4</b>	<b>172.2</b>	<b>1,803.3</b>	<b>38,900.4</b>	<b>1,484,047.4</b>	<b>1,533,466.5</b>
<b>TOTAL WINE</b>	<b>690,092.7</b>	<b>188,609.0</b>	<b>850,717.5</b>	<b>186,985.1</b>	<b>185.6</b>	<b>2,422.9</b>	<b>155,994.0</b>	<b>2,821,766.6</b>	<b>2,737,620.7</b>
<b>TOTAL ALL VARIETIES</b>	<b>690,092.7</b>	<b>188,609.0</b>	<b>896,012.3</b>	<b>201,992.5</b>	<b>185.6</b>	<b>2,422.9</b>	<b>155,994.0</b>	<b>2,882,076.0</b>	<b>2,882,752.8</b>

\* Synonyms for variety names are shown on Page 9.

<sup>1</sup> Other categories include minor and mixed varieties.

<sup>2</sup> This variety was included in Other White Wine in 2022.

<sup>3</sup> This variety was included in Other Red Wine in 2022.



**TABLE 5: WEIGHTED AVERAGE DEGREES BRIX FOR ALL GRAPES PURCHASED FOR WINE, CONCENTRATE, JUICE, VINEGAR, AND BEVERAGE BRANDY BY CALIFORNIA PROCESSORS FROM THE 2023 CROP BY TYPE, VARIETY, AND REPORTING DISTRICT WHERE GROWN, WITH COMPARISONS**

Type and Variety	1	2	3	4	5	6	7	8	9	10	11	12	13	14	15	16	17	State Total	
	Degrees Brix																	2023	2022
<b>RAISIN GRAPES</b>																			
Fiesta	--	--	--	--	--	--	--	--	--	--	--	--	21.6	--	--	--	--	21.6	21.8
Thompson Seedless *	--	--	--	--	--	--	--	--	--	--	--	--	19.1	20.9	--	--	--	19.1	19.7
Total Raisin	--	--	--	--	--	--	--	--	--	--	--	--	19.4	20.9	--	--	--	19.4	19.9
<b>TABLE GRAPES</b>																			
Autumn King	--	--	--	--	--	--	--	--	--	--	--	--	--	--	--	--	--	--	19.2
Autumn Royal	--	--	--	--	--	--	--	--	--	--	--	--	--	21.9	--	--	--	21.9	20.8
Cotton Candy	--	--	--	--	--	--	--	--	--	--	--	--	--	18.7	--	--	--	18.7	--
Crimson Seedless *	--	--	--	--	--	--	--	--	--	--	--	--	--	--	--	--	--	--	22.2
Emerald Seedless *	--	--	--	--	--	--	--	--	--	--	--	--	--	--	--	--	--	--	21.2
Flame Seedless *	--	--	--	--	--	--	--	--	--	--	--	--	--	--	--	--	--	--	20.9
Great Green *	--	--	--	--	--	--	--	--	--	--	--	--	--	19.5	--	--	--	19.5	--
Ivory *	--	--	--	--	--	--	--	--	--	--	--	--	--	20.3	--	--	--	20.3	20.9
Krissy *	--	--	--	--	--	--	--	--	--	--	--	--	--	22.9	--	--	--	22.9	--
Luisco	--	--	--	--	--	--	--	--	--	--	--	--	--	18.0	--	--	--	18.0	--
Princess *	--	--	--	--	--	--	--	--	--	--	--	--	--	--	--	--	--	--	22.6
Red Globe *	--	--	--	--	--	--	--	--	--	--	--	--	--	20.6	--	--	--	20.6	20.1
Scarlet	--	--	--	--	--	--	--	--	--	--	--	--	--	35.5	--	--	--	35.5	--
Scarlet Royal	--	--	--	--	--	--	--	--	--	--	--	--	--	--	--	--	--	--	23.3
Sugra-52	--	--	--	--	--	--	--	--	--	--	--	--	--	19.5	--	--	--	19.5	--
Sugraone *	--	--	--	--	--	--	--	--	--	--	--	--	--	20.5	--	--	--	20.5	18.0
Other Table <sup>1</sup>	--	--	19.0	--	--	24.0	--	--	--	17.0	--	--	21.2	22.2	--	--	--	21.6	22.0
Total Table	--	--	19.0	--	--	24.0	--	--	--	17.0	--	--	21.2	22.8	--	--	--	22.5	21.4
<b>WINE GRAPES (WHITE)</b>																			
Albarino *	22.0	22.5	23.3	22.6	21.9	21.8	22.9	22.8	23.3	22.2	21.6	22.0	23.6	--	21.0	23.0	21.2	21.5	22.0
Arneis	21.7	--	20.5	--	--	--	21.0	23.7	--	--	22.5	--	--	--	--	24.0	--	22.5	23.1
Burger *	--	--	--	--	--	--	--	--	--	--	15.7	14.8	16.1	--	--	--	--	15.8	17.3
Chardonnay *	23.1	22.7	22.9	22.3	23.4	23.5	24.0	24.4	23.1	23.5	23.1	22.4	21.6	23.2	23.3	23.1	23.0	22.9	23.1
Chenin Blanc	22.4	21.7	21.1	22.7	22.0	20.2	22.0	22.1	20.0	21.9	20.0	17.5	19.6	--	--	--	20.2	19.6	20.1
Clairette Blanche <sup>2</sup>	--	--	22.0	--	--	--	16.6	22.7	--	22.6	--	18.8	19.0	--	--	--	--	20.5	--
Cortese	21.0	--	21.0	--	23.0	--	--	--	20.0	23.0	--	--	--	--	--	--	23.8	21.4	21.7
Falaghina Greco <sup>2</sup>	20.0	--	21.1	--	23.0	--	22.1	22.0	20.4	22.6	21.3	--	--	--	--	--	--	20.9	--
Fiano	18.0	--	21.8	23.9	--	23.2	--	21.6	21.5	22.8	23.7	--	24.1	--	--	22.8	24.0	22.4	22.4
Flora	21.2	--	--	21.7	--	--	--	24.0	--	--	--	--	--	--	--	--	--	21.7	23.2
French Colombard	22.1	--	20.6	--	21.0	--	--	19.4	21.1	--	18.2	20.4	19.8	19.4	20.5	--	--	19.7	19.9
Gewurztraminer	22.7	22.0	23.3	--	23.0	24.5	23.6	22.7	24.1	--	21.6	--	--	--	--	--	20.9	21.8	22.9
Gray Riesling *	--	--	21.9	--	--	--	23.1	17.0	--	--	--	--	--	--	--	--	--	21.1	21.7
Grenache Blanc *	20.0	26.1	22.3	23.0	24.0	20.7	21.6	21.8	22.4	22.5	22.4	22.4	20.9	--	--	22.1	--	21.9	22.3
Grenache Gris *	23.0	--	--	--	--	21.1	21.9	22.3	--	--	--	--	--	--	--	--	--	22.2	19.3
Gruner Veltliner	22.7	--	22.6	--	--	20.0	22.4	21.9	22.4	--	22.1	--	--	--	--	--	17.9	21.6	22.9
Malvasia Bianca	--	--	23.3	22.4	21.6	25.4	24.6	22.8	22.0	23.0	19.3	--	23.0	--	--	20.5	--	20.2	21.7
Marsanne	23.6	23.5	22.8	23.5	--	20.5	22.7	23.6	22.5	23.4	--	--	22.4	--	--	--	--	23.0	22.6
Melon	--	--	23.2	--	--	--	21.5	19.0	--	--	--	--	--	--	--	--	--	21.0	22.0
Moscato Gaillo *	--	--	21.6	--	--	--	--	20.2	--	18.7	--	--	--	--	--	--	--	20.7	22.0
Muscat Blanc *	21.6	23.8	20.8	23.3	25.0	21.8	20.9	23.0	21.9	23.9	21.7	19.7	21.8	23.5	22.0	23.3	21.9	22.7	22.3
Muscat Of Alexandria	--	--	27.0	--	--	--	--	--	--	24.9	--	20.6	20.6	19.8	--	24.0	23.6	20.5	21.1
Muscat Orange	23.3	--	--	21.5	--	--	--	22.8	23.4	--	22.8	22.9	22.5	--	--	--	23.5	22.8	23.6
Palomino *	--	--	18.2	--	--	20.9	--	--	--	--	--	--	19.8	--	15.0	--	--	19.9	21.1
Pecorino	--	--	--	--	--	--	--	--	--	--	--	--	--	--	--	22.2	--	22.2	24.7
Picpoul Blanc	19.0	--	21.6	22.1	--	--	17.7	21.4	20.4	21.5	20.3	--	--	--	--	25.0	--	20.1	20.6
Pinot Blanc	22.7	--	20.2	19.6	--	25.0	24.1	22.7	--	--	23.8	--	--	--	--	--	--	22.8	21.7
Pinot Gris *	22.6	22.1	22.1	20.7	20.6	19.5	22.7	22.4	21.0	22.6	20.4	20.6	20.2	21.9	--	22.3	20.5	20.6	21.1
Ribolla Gialla *	17.6	--	22.1	21.0	--	--	21.5	17.8	--	--	22.0	--	--	--	--	--	--	21.3	21.1
Roussanne	23.1	22.3	22.5	23.6	--	17.6	22.0	23.0	22.9	23.4	23.5	--	23.8	--	--	26.0	--	22.8	23.0
Sauvignon Blanc *	22.7	22.3	22.6	22.9	22.0	21.7	23.3	22.9	20.1	22.4	20.7	19.0	21.8	22.8	--	22.5	19.6	21.5	21.9
Sauvignon Gris	--	25.5	23.8	25.0	--	--	21.0	--	--	--	--	--	--	--	--	--	--	24.5	25.2
Sauvignon Vert *	18.6	--	22.8	--	--	--	--	--	--	--	--	--	--	--	--	--	--	21.3	22.5
Semillon	21.4	20.9	21.9	20.7	--	20.5	24.1	18.5	21.0	22.1	20.8	--	24.2	--	--	24.0	19.2	20.6	21.0
St. Emilion *	16.6	--	--	--	--	--	--	21.2	--	--	--	--	--	--	--	--	--	19.6	21.3
Symphony	--	--	22.5	--	22.1	--	--	--	--	--	21.7	19.2	23.1	--	--	--	22.0	22.4	22.2
Tocai Friulano	20.9	--	22.5	22.4	--	--	--	20.4	--	22.0	--	--	--	--	--	--	--	21.2	21.3
Torrontes	--	--	--	--	--	--	21.5	20.3	--	--	22.7	--	--	--	--	20.9	--	22.6	22.1
Triplet Blanc	--	--	--	--	--	--	--	--	--	--	--	--	20.6	--	--	--	--	20.6	21.0
Verdejo	--	--	--	20.6	24.0	21.4	22.0	22.0	23.0	23.2	22.9	--	--	--	--	--	18.4	22.1	23.4
Verdelho	--	--	24.1	--	22.5	21.7	21.4	23.2	23.9	23.5	23.3	22.6	--	--	--	--	22.4	23.2	23.9
Vernacina *	22.3	21.0	21.6	22.5	22.7	21.0	18.8	22.6	21.0	21.5	22.1	19.9	24.1	--	--	23.5	--	21.8	21.1
Vernaccia	--	--	24.0	--	--	--	--	--	--	--	--	--	--	--	--	--	--	24.0	23.9
Viognier	23.5	22.6	24.7	23.8	24.7	22.0	24.7	24.7	24.9	23.7	24.9	26.2	21.8	--	--	23.7	24.8	25.0	24.8
White Riesling *	22.5	22.8	21.7	20.5	20.1	20.2	22.4	23.1	21.9	22.0	21.8	20.4	18.8	--	--	23.0	20.0	20.9	21.2
Other White Wine <sup>1</sup>	20.5	--	22.0	21.7	21.9	--	21.2	23.5	21.2	22.4	20.0	--	24.5	18.8	21.0	21.0	19.6	19.5	21.4
Total White	23.0	22.4	22.9	22.4	22.1	22.0	23.7	23.7	22.2	22.7	21.9	21.1	20.3	21.0	20.6	23.0	21.5	21.4	21.6

**TABLE 5: WEIGHTED AVERAGE DEGREES BRIX FOR ALL GRAPES PURCHASED FOR WINE, CONCENTRATE, JUICE, VINEGAR, AND BEVERAGE BRANDY BY CALIFORNIA PROCESSORS FROM THE 2023 CROP BY TYPE, VARIETY, AND REPORTING DISTRICT WHERE GROWN, WITH COMPARISONS**

Type and Variety	1	2	3	4	5	6	7	8	9	10	11	12	13	14	15	16	17	State Total	
	Degrees Brix																	2023	2022
<b>WINE GRAPES (RED)</b>																			
Aglianico	--	--	23.8	26.7	--	23.1	--	24.3	24.2	25.6	23.2	21.3	--	--	--	26.0	20.2	23.6	23.3
Aleatico	--	--	22.6	20.8	--	--	--	--	--	--	--	--	--	--	--	--	--	22.3	25.7
Alicante Bouschet *	--	23.1	24.2	--	23.3	24.0	--	22.9	25.9	23.5	23.2	--	21.8	24.0	24.0	19.4	21.2	23.0	23.3
Arinarnoa	--	--	--	--	--	--	--	--	--	--	--	--	23.3	--	--	--	--	23.3	--
Barbera	24.5	24.5	25.0	21.0	26.0	24.9	23.4	26.2	22.6	25.6	24.9	23.6	23.2	22.2	--	25.3	23.5	23.3	22.3
Blaufraenkisch *	--	--	--	25.3	--	--	25.0	25.0	24.5	--	20.7	--	--	--	--	--	--	24.6	23.3
Cabernet Dorsa	--	--	--	--	--	--	--	--	--	--	--	--	--	--	--	--	--	--	25.3
Cabernet Franc	23.6	26.4	24.8	25.4	24.5	24.6	24.0	25.5	25.9	25.1	24.3	--	22.8	--	--	25.1	24.6	25.1	25.2
Cabernet Sauvignon	25.1	25.7	24.4	25.1	25.4	25.2	25.4	25.6	24.8	25.6	24.6	24.2	24.0	24.6	24.5	24.6	22.9	24.8	25.2
Carignane	22.3	21.3	24.0	24.8	24.6	23.8	22.5	25.4	20.9	24.8	22.0	--	22.2	--	--	24.1	22.0	22.6	22.2
Carmenere	--	--	23.7	--	--	23.9	--	25.6	--	--	25.5	--	--	--	--	23.4	--	25.2	24.5
Charbono	23.1	24.0	--	22.7	21.0	--	--	22.0	--	23.0	22.8	--	--	--	--	--	--	22.6	23.7
Cinsaut *	21.0	21.4	22.7	20.2	--	24.0	20.6	23.3	20.7	23.2	21.0	21.0	23.9	--	--	23.0	21.8	21.9	21.2
Counoise	22.9	--	22.8	25.2	--	--	20.0	21.3	18.6	23.2	19.5	--	--	--	--	23.0	--	21.3	22.3
Dolcetto	22.4	22.2	22.9	NaN	--	22.4	23.4	24.3	--	24.6	23.6	--	--	--	--	27.2	--	23.5	22.6
Dornfelder	--	--	--	--	--	--	26.0	20.5	25.0	--	22.9	--	--	--	--	--	--	23.1	22.1
Durif	--	--	--	--	--	20.0	--	--	24.0	23.5	--	--	--	--	--	--	--	21.7	25.0
Freisa	22.1	--	23.0	--	--	--	22.9	23.4	--	--	--	--	--	--	--	--	--	22.9	22.2
Gamay Noir Au Jus Blanc	--	--	21.8	21.5	--	23.0	24.0	23.0	--	22.5	--	--	--	--	--	--	--	22.4	23.2
Graciano	--	--	25.1	--	19.2	--	24.0	26.3	--	24.4	25.4	--	--	--	--	--	24.0	25.7	26.4
Grenache *	23.4	23.2	23.8	24.9	21.7	25.2	23.4	24.1	22.4	23.9	24.2	23.4	20.5	21.6	22.8	24.3	23.9	21.5	22.2
Grignolino	20.6	--	23.0	18.0	--	--	--	--	--	--	24.8	--	--	--	--	--	--	19.5	20.8
Lagrein	--	--	--	24.0	--	--	--	24.8	--	23.6	--	--	--	--	--	--	--	24.7	26.6
Malbec	23.7	25.0	24.0	24.7	25.8	24.1	23.7	24.4	24.6	24.9	23.8	24.9	23.8	--	24.5	24.3	24.2	24.0	24.4
Mencia <sup>3</sup>	20.6	--	--	24.6	--	--	21.8	23.5	--	--	20.9	20.0	--	--	20.0	--	--	22.1	--
Merlot	24.3	24.7	24.4	25.2	25.4	24.9	24.2	25.0	23.8	24.9	24.6	24.9	23.6	29.0	24.5	24.1	22.8	24.8	24.9
Meunier *	19.1	--	20.0	19.9	--	--	--	21.2	--	--	--	--	--	--	--	--	--	20.0	20.0
Mission	--	--	--	--	--	22.9	--	23.0	--	25.9	21.7	--	22.9	--	--	20.4	22.5	22.8	22.7
Montepulciano	21.2	25.0	24.0	25.4	--	19.7	23.2	24.8	23.1	22.9	23.9	--	--	--	--	25.7	--	23.8	23.3
Mourvedre *	22.5	21.9	23.7	24.4	24.6	24.9	22.5	24.9	23.2	24.0	23.9	23.3	23.0	26.0	21.3	24.0	19.0	24.4	23.4
Muscat Hamburg *	--	--	22.4	--	--	--	--	--	--	24.0	23.3	21.5	24.2	--	--	--	--	23.9	24.4
Nebbiolo	22.4	24.8	23.4	24.8	--	22.9	20.5	23.8	24.3	24.1	24.5	--	24.2	--	--	24.0	23.9	23.8	23.6
Negrette *	--	--	--	25.0	--	--	22.0	--	--	--	--	--	--	--	--	--	--	22.2	22.1
Negroamaro	21.3	27.5	24.1	--	--	--	--	25.3	23.0	24.7	--	--	--	--	--	23.5	--	23.2	22.0
Nero D'avola *	22.5	25.1	23.2	--	21.6	--	--	24.6	24.2	23.3	22.4	22.3	23.8	--	--	23.3	--	22.9	23.6
Petit Verdot	24.5	25.5	24.8	25.6	25.9	24.0	25.5	25.3	25.2	26.2	24.3	24.3	24.3	--	24.5	24.9	24.1	24.7	24.7
Petite Sirah	24.5	25.0	24.8	25.4	25.6	26.6	26.0	25.6	26.0	25.3	25.2	24.9	25.2	26.2	--	25.8	25.9	25.4	25.3
Pinot Noir *	23.5	23.4	24.3	21.0	23.5	23.4	25.5	24.7	23.4	23.9	23.9	23.9	22.5	30.6	26.0	24.3	23.9	24.3	24.4
Pinotage	23.0	--	--	--	--	--	--	--	--	--	26.2	--	--	--	--	--	--	24.2	22.9
Prieto Picudo	--	--	--	--	--	--	--	--	--	--	22.8	23.8	--	--	--	--	--	23.0	22.6
Primitivo	23.7	25.2	24.7	26.7	25.3	25.5	--	26.1	22.9	25.1	22.8	25.9	24.2	23.8	--	23.2	23.5	24.8	23.5
Refosco *	20.0	--	22.6	25.0	--	20.7	--	20.6	--	22.8	--	--	--	--	--	--	--	21.2	20.9
Royalty	--	--	--	--	--	--	--	--	--	--	--	--	22.1	--	--	--	--	22.1	22.0
Rubired *	--	--	--	--	--	--	--	--	--	--	20.1	21.0	23.4	23.1	--	--	--	23.3	23.8
Ruby Cabernet	--	--	--	--	--	--	--	--	--	--	25.1	25.6	23.9	24.9	--	--	--	24.5	24.8
Sagrantino	--	26.6	25.1	--	--	--	21.8	25.2	--	23.7	24.8	--	--	--	--	24.4	25.0	24.4	26.8
Sangiovese *	23.6	25.1	23.5	24.7	26.6	23.9	23.6	23.8	23.5	24.6	22.1	22.0	22.3	--	--	24.0	24.1	23.3	23.7
Segalin	--	--	--	--	--	--	--	--	--	--	--	--	--	--	--	--	--	--	20.2
Souzao	--	--	--	--	--	--	--	21.8	--	23.0	20.5	--	25.5	--	--	--	--	24.7	22.2
St Laurent	--	--	21.5	17.8	--	--	--	--	--	--	--	--	--	--	--	--	--	20.2	20.3
St Macaire <sup>3</sup>	--	--	--	--	--	--	--	27.9	--	--	--	--	--	--	--	--	--	27.9	--
Syrah *	24.3	25.7	24.3	25.2	23.0	24.5	25.1	25.4	24.7	25.1	25.6	24.3	24.2	25.5	25.5	24.9	--	24.8	25.2
Tannat	21.9	--	25.6	25.7	24.6	--	--	26.8	26.2	24.4	27.0	24.5	24.5	24.0	25.0	25.2	25.3	26.1	25.5
Tempranillo *	22.0	23.1	24.4	26.0	23.1	24.6	25.0	24.7	24.7	24.0	24.2	22.4	22.8	23.5	25.0	24.6	24.2	23.4	23.2
Teroldego	--	23.6	23.8	--	25.5	24.9	25.3	25.7	25.1	25.5	24.9	24.4	23.9	--	--	--	24.2	24.8	25.0
Tinta Cao	22.9	--	27.6	23.0	--	--	--	25.0	--	25.0	20.0	--	--	--	--	--	--	25.0	24.8
Tinta Madeira	--	--	--	--	--	--	--	--	--	--	--	--	--	--	--	--	--	--	23.9
Touriga Nacional *	24.2	20.8	--	23.4	--	25.5	--	25.1	--	23.4	23.3	--	24.7	--	--	--	--	23.7	23.2
Trousseau *	21.7	22.4	22.0	--	--	--	20.4	23.7	20.5	24.3	--	--	--	--	--	--	--	22.3	22.4
Valdigue *	19.9	--	21.6	21.3	23.4	18.9	21.7	23.0	20.2	21.3	--	--	23.5	--	--	--	18.5	21.7	22.8
Zinfandel	24.5	24.3	25.4	25.9	25.5	25.2	25.3	25.7	26.3	25.7	23.7	21.3	18.5	23.5	24.1	25.6	21.0	22.1	21.9
Other Red Wine <sup>1</sup>	24.1	24.0	24.8	24.9	--	23.5	23.0	23.1	19.8	24.4	21.2	19.0	25.8	20.7	--	20.6	--	21.9	22.8
<b>Total Red</b>	24.3	25.4	24.4	24.9	24.1	25.0	25.2	25.3	25.1	25.3	24.4	24.1	22.4	24.2	24.2	24.6	24.0	24.0	24.1
<b>TOTAL WINE</b>	23.6	24.1	23.7	24.4	23.1	24.4	24.4	25.0	23.4	24.9	23.4	22.8	21.2	22.4	23.9	24.2	22.1	22.8	23.0
<b>TOTAL ALL VARIETIES</b>	23.6	24.1	23.7	24.4	23.1	24.4	24.4	25.0	23.4	24.9	23.4	22.8	21.2	22.4	23.9	24.2	22.1	22.7	22.9

\* Synonyms for variety names are shown on Page 9.

<sup>1</sup> Other categories include minor and mixed varieties.

<sup>2</sup> This variety was included in Other White Wine in 2022.

<sup>3</sup> This variety was included in Other Red Wine in 2022.

**TABLE 6: WEIGHTED AVERAGE GROWER RETURNS PER TON DELIVERED BASIS PURCHASED FOR WINE, CONCENTRATE, JUICE, VINEGAR, AND BEVERAGE BRANDY BY CALIFORNIA PROCESSORS FROM THE 2023 CROP BY TYPE, VARIETY, AND REPORTING DISTRICT WHERE GROWN, WITH COMPARISONS**

Type and Variety	1	2	3	4	5	6	7	8	9	10
	Dollars									
<b>RAISIN GRAPES</b>										
Fiesta	--	--	--	--	--	--	--	--	--	--
Thompson Seedless *	--	--	--	--	--	--	--	--	--	--
Total Raisin	--	--	--	--	--	--	--	--	--	--
<b>TABLE GRAPES</b>										
Autumn King	--	--	--	--	--	--	--	--	--	--
Autumn Royal	--	--	--	--	--	--	--	--	--	--
Cotton Candy	--	--	--	--	--	--	--	--	--	--
Crimson Seedless *	--	--	--	--	--	--	--	--	--	--
Emerald Seedless *	--	--	--	--	--	--	--	--	--	--
Flame Seedless *	--	--	--	--	--	--	--	--	--	--
Great Green *	--	--	--	--	--	--	--	--	--	--
Ivory *	--	--	--	--	--	--	--	--	--	--
Krissy *	--	--	--	--	--	--	--	--	--	--
Luisco	--	--	--	--	--	--	--	--	--	--
Princess *	--	--	--	--	--	--	--	--	--	--
Red Globe *	--	--	--	--	--	--	--	--	--	--
Scarlet	--	--	--	--	--	--	--	--	--	--
Scarlet Royal	--	--	--	--	--	--	--	--	--	--
Sugra-52	--	--	--	--	--	--	--	--	--	--
Sugraone *	--	--	--	--	--	--	--	--	--	--
Other Table <sup>1</sup>	--	--	4,000.00	--	--	2,200.00	--	--	--	1,500.00
Total Table	--	--	4,000.00	--	--	2,200.00	--	--	--	1,500.00
<b>WINE GRAPES (WHITE)</b>										
Albarino *	2,600.00	2,800.00	2,968.40	4,116.07	689.32	834.55	1,464.38	2,252.03	1,050.00	1,778.25
Arneis	2,835.97	--	2,167.96	--	--	--	1,850.00	2,277.03	--	--
Burger *	--	--	--	--	--	--	--	--	--	--
Chardonnay *	1,401.42	956.88	2,556.44	3,600.17	928.24	1,351.18	1,269.52	1,676.33	654.96	1,862.19
Chenin Blanc	2,171.08	1,925.66	2,097.61	3,138.98	606.73	638.68	2,300.34	1,689.50	1,099.50	1,866.26
Clairette Blanche <sup>2</sup>	--	--	2,891.00	--	--	--	1,100.00	2,622.94	--	1,633.33
Cortese	4,000.00	--	4,000.00	--	1,450.00	--	--	--	1,439.40	1,450.00
Falaghina Greco <sup>2</sup>	3,677.54	--	3,360.87	--	1,450.00	--	3,038.46	2,439.60	1,450.00	1,873.46
Fiano	3,600.00	--	3,109.02	2,500.00	--	2,000.00	--	1,900.00	1,407.50	2,037.10
Flora	2,487.00	--	--	2,614.07	--	--	--	17,778.78	--	--
French Colombard	1,193.75	--	1,593.45	--	2,200.00	--	--	1,654.20	211.73	--
Gewurztraminer	2,133.61	1,950.00	2,926.87	--	636.46	2,000.00	634.72	2,147.09	2,080.00	--
Gray Riesling *	--	--	3,004.14	--	--	--	3,500.00	1,750.00	--	--
Grenache Blanc *	2,400.00	2,600.00	2,981.62	3,500.00	1,700.00	563.75	1,491.37	2,178.01	1,500.00	2,143.12
Grenache Gris *	2,400.00	--	--	--	--	3,800.00	1,300.00	2,530.69	--	--
Gruener Veltliner	2,400.00	--	3,071.48	--	--	1,933.02	1,187.30	2,363.50	2,200.00	--
Malvasia Bianca	--	--	2,601.56	2,890.90	1,571.66	1,900.00	1,303.71	1,931.00	1,062.50	1,200.00
Marsanne	3,045.67	1,431.33	3,249.70	3,500.00	--	1,175.00	1,960.57	2,974.21	1,500.00	2,151.32
Melon	--	--	3,000.00	--	--	--	2,615.64	2,400.00	--	--
Moscato Gaillo *	--	--	2,544.76	--	--	--	--	2,000.00	--	2,000.00
Muscat Blanc *	986.14	1,539.02	2,353.78	2,872.94	1,404.43	952.10	1,306.87	1,705.92	1,287.62	1,254.05
Muscat Of Alexandria	--	--	6,300.00	--	--	--	--	--	--	1,904.23
Muscat Orange	2,021.76	--	--	2,650.00	--	--	--	1,316.18	421.83	--
Palomino *	--	--	2,000.00	--	--	2,026.97	--	--	--	--
Pecorino	--	--	--	--	--	--	--	--	--	--
Picpoul Blanc	4,335.43	--	2,792.36	2,200.00	--	--	1,161.90	2,743.40	2,072.22	2,149.08
Pinot Blanc	1,465.88	--	2,231.08	2,769.67	--	1,200.00	1,290.66	2,676.59	--	--
Pinot Gris *	1,854.10	1,564.37	1,976.39	2,216.32	674.42	696.49	1,061.07	1,277.65	550.26	1,312.50
Ribolla Gialla *	2,800.00	--	3,308.39	3,928.85	--	--	1,886.00	3,500.00	--	--
Roussanne	2,851.11	2,117.65	3,755.47	3,611.08	--	1,301.29	1,920.19	3,737.62	1,250.00	1,991.04
Sauvignon Blanc *	1,525.13	1,379.35	2,034.23	3,164.75	1,461.55	1,096.90	1,349.27	1,598.48	566.72	1,114.82
Sauvignon Gris	--	3,109.89	1,982.97	3,027.22	--	--	1,450.00	--	--	--
Sauvignon Vert *	2,800.00	--	2,402.22	--	--	--	--	--	--	--
Semillon	2,186.20	1,644.38	2,840.87	3,754.53	--	1,500.00	1,670.56	2,061.90	2,000.00	1,567.86
St. Emilion *	2,800.00	--	--	--	--	--	--	2,744.74	--	--
Symphony	--	--	1,500.00	--	365.00	--	--	--	--	--
Tocai Friulano	1,842.06	--	3,324.04	3,673.29	--	--	--	1,871.61	--	2,200.00
Torrontes	--	--	--	--	--	--	1,600.00	2,200.00	--	--
Triplet Blanc	--	--	--	--	--	--	--	--	--	--
Verdejo	--	--	--	2,758.00	561.87	515.00	2,750.00	2,000.00	2,000.00	1,575.00
Verdelho	--	--	2,200.00	--	1,360.53	649.15	1,941.46	1,981.80	1,879.32	1,388.98
Vermentino *	2,526.56	1,800.00	2,388.62	2,698.65	1,800.00	1,600.00	1,341.33	2,170.80	1,463.08	1,775.43
Vernaccia	--	--	2,529.63	--	--	--	--	--	--	--
Viognier	1,597.21	1,850.99	3,146.46	3,688.07	668.20	2,110.16	2,071.68	1,969.35	1,557.95	1,997.10
White Riesling *	2,734.65	1,536.60	2,993.03	4,797.22	862.20	6,000.00	1,068.87	1,566.07	2,281.53	1,458.00
Other White Wine <sup>1</sup>	2,880.08	--	3,595.53	5,678.31	1,611.76	--	2,770.75	2,372.26	1,470.81	1,985.90
Total White	1,449.42	1,367.47	2,462.12	3,465.12	935.02	1,152.40	1,237.76	1,674.75	641.32	1,557.60

**TABLE 6: WEIGHTED AVERAGE GROWER RETURNS PER TON DELIVERED BASIS PURCHASED FOR WINE, CONCENTRATE, JUICE, VINEGAR, AND BEVERAGE BRANDY BY CALIFORNIA PROCESSORS FROM THE 2023 CROP BY TYPE, VARIETY, AND REPORTING DISTRICT WHERE GROWN, WITH COMPARISONS**

Type and Variety	11	12	13	14	15	16	17	State Total	
	Dollars							2023	2022
<b>RAISIN GRAPES</b>									
Fiesta	--	--	255.05	--	--	--	--	255.05	317.43
Thompson Seedless *	--	--	292.63	205.20	--	--	--	289.99	308.45
Total Raisin	--	--	287.78	205.20	--	--	--	285.60	309.50
<b>TABLE GRAPES</b>									
Autumn King	--	--	--	--	--	--	--	--	202.76
Autumn Royal	--	--	--	185.90	--	--	--	185.90	216.86
Cotton Candy	--	--	--	220.00	--	--	--	220.00	--
Crimson Seedless *	--	--	--	--	--	--	--	--	204.10
Emerald Seedless *	--	--	--	--	--	--	--	--	195.65
Flame Seedless *	--	--	--	--	--	--	--	--	191.30
Great Green *	--	--	--	212.59	--	--	--	212.59	--
Ivory *	--	--	--	198.60	--	--	--	198.60	235.27
Krissy *	--	--	--	187.07	--	--	--	187.07	--
Luisco	--	--	--	216.81	--	--	--	216.81	--
Princess *	--	--	--	--	--	--	--	--	200.00
Red Globe *	--	--	--	220.00	--	--	--	220.00	200.00
Scarlet	--	--	--	184.87	--	--	--	184.87	--
Scarlet Royal	--	--	--	--	--	--	--	--	229.60
Sugra-52	--	--	--	220.00	--	--	--	220.00	--
Sugraone *	--	--	--	215.19	--	--	--	215.19	242.22
Other Table <sup>1</sup>	--	--	174.63	191.79	--	--	--	185.06	208.33
Total Table	--	--	174.63	198.86	--	--	--	195.57	214.13
<b>WINE GRAPES (WHITE)</b>									
Albarino *	678.45	510.07	500.00	--	1,800.00	2,451.02	638.28	777.66	779.09
Arneis	1,000.00	--	--	--	--	2,347.67	--	2,439.57	2,295.90
Burger *	372.46	310.00	301.95	--	--	--	--	326.44	306.90
Chardonnay *	586.74	516.24	439.55	598.49	2,176.92	2,154.65	672.82	1,070.81	1,029.28
Chenin Blanc	446.55	395.52	353.76	--	--	--	540.12	484.22	460.52
Clairette Blanche <sup>2</sup>	--	1,700.00	1,400.00	--	--	--	--	2,034.60	--
Cortese	--	--	--	--	--	--	1,450.00	1,912.14	1,208.10
Falaghina Greco <sup>2</sup>	1,450.00	--	--	--	--	--	1,426.76	2,283.16	--
Fiano	1,060.00	--	805.26	--	--	2,312.09	1,015.78	2,238.28	2,321.86
Flora	--	--	--	--	--	--	--	2,667.56	2,664.92
French Colombard	345.40	237.52	316.32	330.56	2,300.00	--	--	318.06	328.57
Gewurztraminer	535.57	--	--	--	--	--	545.88	648.00	701.92
Gray Riesling *	--	--	--	--	--	--	--	2,812.06	2,873.15
Grenache Blanc *	991.29	1,850.00	1,309.71	--	--	1,932.97	--	1,875.48	1,757.18
Grenache Gris *	--	--	--	--	--	--	--	1,996.83	1,731.78
Gruener Veltliner	856.91	--	--	--	--	--	417.00	1,538.47	1,436.55
Malvasia Bianca	397.23	--	733.90	--	--	1,800.00	--	649.47	1,114.73
Marsanne	--	--	714.11	--	--	--	--	2,253.54	1,932.52
Melon	--	--	--	--	--	--	--	2,608.69	1,985.24
Moscato Gaillo *	--	--	--	--	--	--	--	2,325.02	1,316.67
Muscat Blanc *	501.30	474.99	437.50	500.00	1,800.00	2,308.10	650.98	524.94	525.98
Muscat Of Alexandria	--	390.42	310.69	278.63	--	2,497.70	785.39	306.07	313.18
Muscat Orange	482.34	510.77	525.08	--	--	--	525.00	565.42	570.82
Palomino *	--	--	250.00	--	1,500.00	--	--	1,033.53	1,219.10
Pecorino	--	--	--	--	--	2,400.00	--	2,400.00	2,400.00
Picpoul Blanc	1,129.83	--	--	--	--	2,000.00	--	2,043.09	2,029.59
Pinot Blanc	500.00	--	--	--	--	--	--	1,694.36	1,571.69
Pinot Gris *	601.84	525.03	482.11	501.42	--	2,077.90	626.39	590.66	580.31
Ribolla Gialla *	1,932.89	--	--	--	--	--	--	3,346.70	3,211.96
Roussanne	995.26	--	400.00	--	--	2,860.88	--	2,769.60	2,449.34
Sauvignon Blanc *	567.93	541.83	592.88	499.70	--	2,189.93	567.87	1,131.58	1,103.60
Sauvignon Gris	--	--	--	--	--	--	--	2,619.99	2,637.11
Sauvignon Vert *	--	--	--	--	--	--	--	2,543.65	2,637.38
Semillon	513.45	--	400.00	--	--	2,000.00	505.24	1,257.97	1,182.52
St. Emilion *	--	--	--	--	--	--	--	2,763.79	2,704.61
Symphony	482.53	267.87	335.54	--	--	--	533.29	344.22	348.41
Tocai Friulano	--	--	--	--	--	--	--	2,431.41	2,261.67
Torrontes	1,651.99	--	--	--	--	2,420.00	--	1,673.90	1,544.38
Triplett Blanc	--	--	207.41	--	--	--	--	207.41	275.00
Verdejo	400.00	--	--	--	--	--	1,281.90	705.96	724.21
Verdelho	596.75	1,400.00	--	--	--	--	417.00	704.36	681.11
Vernacina *	653.73	1,422.45	602.35	--	--	2,245.92	--	1,181.61	985.50
Vernaccia	--	--	--	--	--	--	--	2,529.63	2,186.54
Viognier	566.56	451.94	540.29	--	--	2,269.55	625.09	781.82	806.76
White Riesling *	543.26	450.00	400.00	--	--	1,861.46	580.44	807.36	811.55
Other White Wine <sup>1</sup>	437.60	--	225.00	155.00	1,800.00	2,400.00	757.95	444.52	294.42
Total White	580.93	497.59	351.25	401.12	1,935.82	2,207.18	623.98	733.33	689.45

**TABLE 6: WEIGHTED AVERAGE GROWER RETURNS PER TON DELIVERED BASIS PURCHASED FOR WINE, CONCENTRATE, JUICE, VINEGAR, AND BEVERAGE BRANDY BY CALIFORNIA PROCESSORS FROM THE 2023 CROP BY TYPE, VARIETY, AND REPORTING DISTRICT WHERE GROWN, WITH COMPARISONS**

Type and Variety	1	2	3	4	5	6	7	8	9	10
	Dollars									
<b>WINE GRAPES (RED)</b>										
Aglianico	--	--	3,556.60	4,436.15	--	1,100.00	--	1,951.72	2,000.00	1,965.04
Aleatico	--	--	3,077.50	2,792.00	--	--	--	--	--	--
Alicante Bouschet *	--	2,000.00	3,682.97	--	1,100.00	1,239.85	--	2,203.20	1,250.00	1,462.74
Arinarnoa	--	--	--	--	--	--	--	--	--	--
Barbera	2,331.44	1,829.44	3,574.79	3,753.88	1,869.23	1,584.40	2,708.97	2,125.14	1,423.52	1,840.05
Blaufraenkisch *	--	--	--	5,000.00	--	--	2,300.00	1,800.00	2,033.90	--
Cabernet Dorsa	--	--	--	--	--	--	--	--	--	--
Cabernet Franc	2,875.78	2,156.12	4,605.82	10,623.71	2,600.00	2,785.26	2,399.06	2,662.83	1,689.19	1,877.37
Cabernet Sauvignon	2,132.10	2,295.72	2,885.03	9,080.28	2,234.65	1,542.36	1,372.20	1,769.13	679.77	1,522.43
Carignane	1,823.34	2,258.37	3,088.84	4,068.17	2,240.62	1,957.72	1,903.97	2,565.72	2,300.00	2,038.41
Carmenere	--	--	2,767.39	--	--	2,200.00	--	2,050.05	--	--
Charbono	2,437.44	1,800.00	--	3,928.30	1,200.00	--	--	1,800.00	--	1,751.85
Cinsaut *	3,645.12	2,200.00	3,012.84	3,754.59	--	1,184.62	1,509.75	2,028.02	2,300.00	1,998.82
Counoise	3,067.89	--	2,437.84	3,947.73	--	--	1,000.00	2,695.79	2,304.65	2,234.78
Dolcetto	2,926.05	1,600.00	3,038.74	NaN	--	3,164.71	1,000.00	2,540.57	--	1,471.40
Dornfelder	--	--	--	--	--	--	1,607.14	3,500.00	1,800.00	--
Durif	--	--	--	--	--	850.00	--	--	1,030.00	2,000.00
Freisa	2,800.00	--	4,000.00	--	--	--	3,500.00	2,000.00	--	--
Gamay Noir Au Jus Blanc	--	--	2,545.32	1,985.00	--	3,975.00	1,800.00	3,758.06	--	2,656.74
Graciano	--	--	1,642.86	--	1,400.00	--	2,000.00	2,891.69	--	2,251.85
Grenache *	2,390.58	1,911.62	3,203.90	4,292.56	1,736.62	1,617.80	1,437.65	2,212.27	1,570.56	2,082.69
Grignolino	2,800.00	--	4,000.00	5,000.00	--	--	--	--	--	--
Lagrein	--	--	--	4,500.00	--	--	--	2,246.66	--	2,261.40
Malbec	2,039.76	1,453.15	3,378.21	6,677.23	1,765.95	2,362.77	1,460.23	2,001.76	750.02	1,209.34
Mencia <sup>3</sup>	4,162.50	--	--	2,774.00	--	--	1,903.85	3,026.58	--	--
Merlot	1,451.23	1,955.61	2,156.76	4,722.87	2,180.74	1,352.56	1,136.66	1,674.69	618.47	1,811.09
Meunier *	4,100.00	--	2,641.23	2,228.37	--	--	--	3,628.39	--	--
Mission	--	--	--	--	--	1,500.00	--	500.00	--	2,536.00
Montepulciano	2,800.00	2,200.00	2,790.22	2,820.00	--	1,100.00	3,000.00	1,414.37	2,200.00	1,497.62
Mourvedre *	4,213.24	1,857.24	3,845.30	4,072.43	1,100.00	1,834.91	2,414.00	2,731.25	1,761.08	2,067.26
Muscat Hamburg *	--	--	2,690.90	--	--	--	--	--	--	1,233.33
Nebbiolo	2,994.27	1,800.00	3,142.63	4,500.00	--	3,441.24	2,850.00	2,770.17	2,200.00	1,995.31
Negrette *	--	--	--	3,800.00	--	--	3,000.00	--	--	--
Negroamaro	2,249.44	1,600.00	3,653.79	--	--	--	--	2,300.00	1,200.00	2,125.00
Nero D'Avola *	2,455.68	3,666.08	2,816.54	--	2,000.00	--	--	2,414.13	2,200.00	1,692.71
Petit Verdot	2,310.64	2,012.41	3,843.51	8,345.67	1,878.51	740.53	1,382.81	1,798.30	731.05	1,689.52
Petite Sirah	2,213.64	1,934.85	3,271.88	4,466.09	1,895.64	1,090.05	1,431.54	1,696.22	806.77	1,798.76
Pinot Noir *	3,460.18	2,230.73	3,840.29	2,867.70	847.73	3,084.71	1,798.24	2,245.16	3,184.05	2,179.35
Pinotage	1,800.00	--	--	--	--	--	--	--	--	--
Prieto Picudo	--	--	--	--	--	--	--	--	--	--
Primitivo	1,645.88	1,600.00	2,994.36	4,441.11	2,584.50	2,063.73	--	1,783.25	1,868.42	1,711.05
Refosco *	3,600.00	--	3,881.19	3,800.00	--	3,581.82	--	1,736.10	--	2,048.15
Royalty	--	--	--	--	--	--	--	--	--	--
Rubired *	--	--	--	--	--	--	--	--	--	--
Ruby Cabernet	--	--	--	--	--	--	--	--	--	--
Sagrantino	--	2,000.00	2,621.24	--	--	--	2,750.00	1,250.00	--	2,706.72
Sangiovese *	2,176.34	1,911.80	2,665.35	5,752.08	1,872.79	1,817.15	1,481.21	2,212.26	1,857.14	1,788.87
Segalin	--	--	--	--	--	--	--	--	--	--
Souzao	--	--	--	--	--	--	--	2,461.54	--	1,803.57
St Laurent	--	--	2,724.19	3,000.00	--	--	--	--	--	--
St Macaire <sup>3</sup>	--	--	--	--	--	--	--	1,536.85	--	--
Syrah *	2,112.72	1,434.68	3,293.76	5,017.39	2,025.52	1,669.98	1,460.10	2,597.03	720.64	2,003.20
Tannat	3,887.91	--	3,965.40	3,800.00	1,645.59	--	--	1,795.37	1,441.07	2,009.70
Tempranillo *	1,400.00	1,860.90	3,347.05	5,405.42	1,400.00	2,031.25	1,385.38	2,474.10	751.11	2,223.38
Teroldego	--	500.00	3,062.29	--	1,298.11	695.92	1,217.17	1,958.09	781.95	1,650.00
Tinta Cao	1,600.00	--	4,715.56	4,500.00	--	--	--	3,856.06	--	1,701.52
Tinta Madeira	--	--	--	--	--	--	--	--	--	--
Touriga Nacional *	1,600.00	2,000.00	--	5,025.00	--	1,350.00	--	2,049.28	--	2,032.31
Trousseau *	3,017.37	2,000.00	3,662.21	--	--	--	2,858.97	2,309.78	2,300.00	1,100.00
Valdigue *	1,949.61	--	2,403.10	2,617.53	1,941.81	1,900.00	1,463.32	2,301.83	2,300.00	2,437.33
Zinfandel	1,904.06	1,533.07	3,423.39	4,667.15	3,533.73	1,108.06	1,823.22	1,936.56	1,890.85	1,731.56
Other Red Wine <sup>1</sup>	2,392.57	1,200.00	3,744.28	6,017.83	--	1,074.64	2,373.13	2,248.71	2,280.20	1,939.73
<b>Total Red</b>	<b>2,302.20</b>	<b>2,153.53</b>	<b>3,285.70</b>	<b>7,923.28</b>	<b>1,316.41</b>	<b>1,408.49</b>	<b>1,615.10</b>	<b>1,919.21</b>	<b>778.73</b>	<b>1,731.50</b>
<b>TOTAL WINE</b>	<b>1,827.41</b>	<b>1,821.38</b>	<b>2,915.80</b>	<b>6,943.33</b>	<b>1,115.82</b>	<b>1,351.21</b>	<b>1,424.38</b>	<b>1,869.22</b>	<b>699.00</b>	<b>1,707.32</b>
<b>TOTAL ALL VARIETIES</b>	<b>1,827.41</b>	<b>1,821.38</b>	<b>2,915.82</b>	<b>6,943.33</b>	<b>1,115.82</b>	<b>1,351.41</b>	<b>1,424.38</b>	<b>1,869.22</b>	<b>699.00</b>	<b>1,707.31</b>



**TABLE 6: WEIGHTED AVERAGE GROWER RETURNS PER TON DELIVERED BASIS PURCHASED FOR WINE, CONCENTRATE, JUICE, VINEGAR, AND BEVERAGE BRANDY BY CALIFORNIA PROCESSORS FROM THE 2023 CROP BY TYPE, VARIETY, AND REPORTING DISTRICT WHERE GROWN, WITH COMPARISONS**

Type and Variety	11	12	13	14	15	16	17	State Total	
	Dollars							2023	2022
<b>WINE GRAPES (RED)</b>									
Aglianico	753.82	1,200.00	--	--	--	2,227.06	1,470.59	1,535.58	1,512.00
Aleatico	--	--	--	--	--	--	--	3,033.69	3,073.37
Alicante Bouschet *	469.81	--	251.43	1,800.00	1,800.00	1,268.31	1,726.32	768.65	612.03
Arinarnoa	--	--	500.00	--	--	--	--	500.00	--
Barbera	693.08	369.62	342.30	436.23	--	2,517.50	1,458.08	440.58	398.54
Blaufraenkisch *	1,000.00	--	--	--	--	--	--	1,978.09	1,808.26
Cabernet Dorsa	--	--	--	--	--	--	--	--	500.00
Cabernet Franc	863.60	--	275.33	--	--	2,095.90	1,211.10	4,510.50	4,726.85
Cabernet Sauvignon	772.70	617.50	461.54	426.30	2,500.00	2,290.20	714.71	2,141.17	1,955.00
Carignane	853.83	--	341.16	--	--	1,683.28	561.87	962.94	812.98
Carmenere	953.66	--	--	--	--	1,625.00	--	1,815.55	1,454.52
Charbono	1,506.43	--	--	--	--	--	--	3,085.90	3,169.55
Cinsaut *	1,265.73	1,300.00	400.00	--	--	2,113.11	2,000.00	1,739.21	1,528.63
Counoise	1,330.17	--	--	--	--	2,200.00	--	2,543.82	2,319.08
Dolcetto	687.43	--	--	--	--	1,500.00	--	1,350.57	1,397.57
Dornfelder	347.20	--	--	--	--	--	--	502.61	685.15
Durif	--	--	--	--	--	--	--	1,292.59	1,873.26
Freisa	--	--	--	--	--	--	--	2,948.05	2,702.83
Gamay Noir Au Jus Blanc	--	--	--	--	--	--	--	2,576.75	2,704.76
Graciano	661.57	--	--	--	--	--	561.87	1,411.91	1,295.44
Grenache *	663.11	498.03	334.86	307.26	1,899.16	1,713.78	1,461.29	811.36	770.40
Grignolino	1,900.00	--	--	--	--	--	--	4,194.07	5,230.05
Lagrein	--	--	--	--	--	--	--	2,276.07	2,189.04
Malbec	621.02	475.00	361.30	--	2,500.00	1,980.72	1,457.69	1,318.48	1,155.66
Mencia <sup>3</sup>	1,433.33	1,300.00	--	--	1,800.00	--	--	2,443.26	--
Merlot	596.75	558.13	445.40	560.00	2,500.00	1,960.35	684.22	1,042.99	902.54
Meunier *	--	--	--	--	--	--	--	2,474.39	2,372.13
Mission	1,043.42	--	276.01	--	--	600.00	1,050.00	342.71	331.15
Montepulciano	1,132.60	--	--	--	--	2,473.70	--	2,125.20	1,495.22
Mourvedre *	824.65	1,720.00	1,115.81	1,800.00	2,000.00	2,022.56	561.87	2,349.12	2,268.21
Muscat Hamburg *	708.12	750.00	520.34	--	--	--	--	583.01	595.38
Nebbiolo	1,292.68	--	201.21	--	--	2,300.00	2,263.25	1,870.60	2,386.73
Negrette *	--	--	--	--	--	--	--	3,050.45	3,203.05
Negroamaro	--	--	--	--	--	1,140.00	--	2,130.98	2,157.26
Nero D'avola *	816.07	1,494.12	3,750.00	--	--	2,700.00	--	1,664.51	1,653.59
Petit Verdot	650.97	581.87	433.37	--	2,500.00	2,343.40	1,590.07	1,431.26	1,208.99
Petite Sirah	711.86	576.93	481.81	423.69	--	2,286.25	727.99	1,064.99	1,017.74
Pinot Noir *	633.41	498.69	425.45	600.00	2,650.00	1,478.68	665.32	1,681.71	1,642.10
Pinotage	1,000.00	--	--	--	--	--	--	1,496.20	1,522.09
Prieto Picudo	1,241.03	1,200.00	--	--	--	--	--	1,232.65	1,200.00
Primitivo	572.75	1,200.00	201.21	332.77	--	2,013.83	650.00	1,499.92	1,054.67
Refosco *	--	--	--	--	--	--	--	2,248.11	2,208.76
Royalty	--	--	505.00	--	--	--	--	505.00	505.00
Rubired *	345.28	324.96	299.13	318.77	--	--	--	303.14	337.17
Ruby Cabernet	557.87	265.00	319.72	330.36	--	--	--	316.71	330.52
Sagrantino	1,250.00	--	--	--	--	2,672.43	3,000.00	2,563.48	1,640.39
Sangiovese *	900.56	1,210.81	353.84	--	--	2,358.13	1,218.42	1,951.30	1,845.35
Segalin	--	--	--	--	--	--	--	--	450.00
Souzao	608.97	--	500.00	--	--	--	--	538.45	522.74
St Laurent	--	--	--	--	--	--	--	2,818.09	2,573.81
St Macaire <sup>3</sup>	--	--	--	--	--	--	--	1,536.85	--
Syrah *	618.49	526.63	427.89	1,800.00	2,608.87	2,111.25	--	1,181.33	1,096.87
Tannat	655.75	502.69	438.30	1,800.00	1,800.00	2,536.61	1,623.58	737.78	692.94
Tempranillo *	658.22	316.73	503.33	1,800.00	1,800.00	2,335.72	1,531.82	861.27	791.80
Teroldego	695.13	580.44	413.81	--	--	--	1,656.89	683.53	675.47
Tinta Cao	1,500.00	--	--	--	--	--	--	2,691.89	616.05
Tinta Madeira	--	--	--	--	--	--	--	--	130.00
Touriga Nacional *	557.37	--	500.00	--	--	--	--	580.76	573.70
Trousseau *	--	--	--	--	--	--	--	2,504.67	2,538.76
Valdiguie *	--	--	201.21	--	--	--	632.06	1,633.87	1,723.47
Zinfandel	665.20	364.39	318.69	356.29	901.96	2,554.77	319.23	757.23	658.12
Other Red Wine <sup>1</sup>	1,310.27	1,400.00	465.91	220.00	--	500.00	--	615.82	329.70
<b>Total Red</b>	<b>693.35</b>	<b>554.76</b>	<b>342.70</b>	<b>374.33</b>	<b>1,376.48</b>	<b>2,190.60</b>	<b>672.59</b>	<b>1,346.13</b>	<b>1,185.40</b>
<b>TOTAL WINE</b>	<b>648.75</b>	<b>529.65</b>	<b>347.50</b>	<b>389.52</b>	<b>1,416.86</b>	<b>2,194.84</b>	<b>636.10</b>	<b>1,055.62</b>	<b>967.26</b>
<b>TOTAL ALL VARIETIES</b>	<b>648.75</b>	<b>529.65</b>	<b>344.08</b>	<b>375.39</b>	<b>1,416.86</b>	<b>2,194.84</b>	<b>636.10</b>	<b>1,038.97</b>	<b>932.54</b>

\* Synonyms for variety names are shown on Page 9.

<sup>1</sup> Other categories include minor and mixed varieties.

<sup>2</sup> This variety was included in Other White Wine in 2022.

<sup>3</sup> This variety was included in Other Red Wine in 2022.

**TABLE 7: TONS OF GRAPES PURCHASED BY CALIFORNIA PROCESSORS AS DISTILLING MATERIAL  
OTHER THAN BEVERAGE BRANDY FROM THE 2023 CROP BY TYPE AND VARIETY, WITH COMPARISONS**

Type and Variety	Distilling Material Purchased		Average Degrees Brix Distilling		Average Price Per Ton	
	2023	2022	2023	2022	2023	2022
	Tons		Degrees Brix		Dollars	
<b>TOTAL ALL VARIETIES</b>	0.0	0.0	0.0	0.0	0.0	0.0



**TABLE 8: BASE PRICE PAID TO GROWERS FOR GRAPES CRUSHED AND DELIVERED TO CALIFORNIA PROCESSORS  
FROM THE 2023 CROP WITH BRIX FACTORS AND PURCHASED TONNAGE, BY TYPE, VARIETY, REPORTING DISTRICT  
WHERE GROWN, AND WEIGHTED AVERAGE BASE PRICE**

District, Type, and Variety	Base Price	Brix	Tons	District, Type, and Variety	Base Price	Brix	Tons
	Per Ton	Factors			Per Ton	Factors	
	Dollars	Code <sup>1</sup>			Dollars	Code <sup>1</sup>	
<b>DISTRICT 1</b>					1,750.00	000100	41.0
<b>Wine Grapes (White)</b>					1,750.00	007600	111.5
Albarino *	2,600.00	000100	1.2		1,800.00	000100	270.7
Wtd. Avg. Base & Total Tons	2,600.00		1.2		1,800.00	007900	5.9
					1,825.00	000100	62.9
Arneis	1,800.00	017000	5.2		1,850.00	000100	32.4
	2,000.00	000100	3.4		1,875.00	000100	36.4
	2,116.08	000100	4.6		1,890.00	000100	16.7
	2,800.00	000100	6.0		1,900.00	000100	15.3
	4,000.00	000100	10.1		1,900.00	007800	5.2
Wtd. Avg. Base & Total Tons	2,835.97		29.3		1,960.00	020900	51.3
					1,980.00	000100	101.5
Chardonnay *	300.00	017200	66.3		2,000.00	000100	166.0
	420.00	000100	2.2		2,000.00	011100	6.5
	600.00	000100	24.9		2,050.00	017000	2.0
	800.00	000100	263.6		2,100.00	000100	0.9
	800.00	024500	120.0		2,100.00	011100	2.3
	961.14	000100	21.0		2,200.00	000100	16.0
	1,000.00	000100	418.1		2,200.00	010900	1.8
	1,000.00	017200	10.7		2,200.00	013600	1.0
	1,000.00	020600	3.7		2,300.00	000100	15.8
	1,100.00	000100	268.5		2,400.00	000100	19.6
	1,112.48	000100	18.0		2,400.00	013400	6.1
	1,130.38	000100	22.6		2,500.00	000100	35.9
	1,193.12	024500	22.7		2,600.00	000100	6.9
	1,200.00	000100	4,656.3		2,700.00	000100	154.3
	1,200.00	024500	997.3		2,700.00	007800	5.3
	1,250.00	000100	137.5		3,000.00	000100	42.8
	1,300.00	000100	120.9		3,200.00	000100	2.6
	1,300.00	020800	141.4		3,200.00	011100	1.4
	1,300.00	024500	200.4		3,250.00	000100	3.3
	1,325.00	024500	117.0		3,250.00	013600	2.2
	1,337.00	000100	137.6		3,500.00	000100	61.8
	1,350.00	000100	761.8		3,600.00	013100	28.2
	1,350.00	024500	558.0		3,675.00	000100	3.5
	1,361.59	000100	139.9		3,700.00	000100	1.1
	1,368.90	000100	82.2		3,800.00	000100	11.0
	1,370.95	020800	56.7		3,800.00	013400	1.7
	1,375.00	000100	195.3		4,000.00	000100	13.3
	1,387.20	000100	488.0		4,000.00	009300	3.7
	1,389.25	022900	93.3		4,478.47	000100	11.2
	1,398.08	000100	43.5		4,500.00	000100	8.7
	1,400.00	000100	1,436.9	Wtd. Avg. Base & Total Tons	1,401.42		18,639.0
	1,400.00	021200	450.6				
	1,400.00	024500	473.5	Chenin Blanc	1,300.00	000100	5.9
	1,402.17	000100	69.6		1,550.00	000100	19.1
	1,402.34	000100	272.8		1,600.00	000100	21.2
	1,404.88	000100	24.7		1,700.00	000100	11.1
	1,425.00	000100	150.9		2,100.00	000100	7.0
	1,443.53	000100	377.5		2,300.00	010700	2.8
	1,450.00	000100	98.2		2,300.00	017000	5.9
	1,457.16	000100	23.5		2,500.00	000100	27.4
	1,475.00	000100	307.1		2,500.00	013400	5.9
	1,475.00	016000	62.1		2,500.00	013600	5.9
	1,484.26	022900	104.0		3,400.00	000100	4.3
	1,485.43	000100	146.7		3,600.00	013100	5.7
	1,485.75	000100	147.3		3,900.00	000100	2.9
	1,500.00	000100	446.2		4,000.00	007900	1.3
	1,500.00	017200	46.0	Wtd. Avg. Base & Total Tons	2,171.08		126.4
	1,500.00	020800	44.5				
	1,545.00	000100	32.7	Cortese	4,000.00	000100	4.9
	1,550.00	000100	35.9	Wtd. Avg. Base & Total Tons	4,000.00		4.9
	1,550.00	020800	141.2				
	1,575.00	000100	91.9	Falaghina Greco <sup>2</sup>	2,000.00	000100	1.1
	1,600.00	000100	551.0		3,850.00	000100	10.7
	1,600.00	016000	89.0	Wtd. Avg. Base & Total Tons	3,677.54		11.8
	1,611.97	000100	83.2				
	1,616.00	000100	71.9	Fiano	3,600.00	006400	0.7
	1,621.10	000100	46.4	Wtd. Avg. Base & Total Tons	3,600.00		0.7
	1,625.00	000100	63.7				
	1,648.22	000100	58.3				
	1,650.00	000100	893.1				
	1,695.22	000100	30.6				
	1,700.00	000100	26.1				
	1,700.00	017200	141.2				

**TABLE 8: BASE PRICE PAID TO GROWERS FOR GRAPES CRUSHED AND DELIVERED TO CALIFORNIA PROCESSORS FROM THE 2023 CROP WITH BRIX FACTORS AND PURCHASED TONNAGE, BY TYPE, VARIETY, REPORTING DISTRICT WHERE GROWN, AND WEIGHTED AVERAGE BASE PRICE**

District, Type, and Variety	Base Price	Brix	Tons	District, Type, and Variety	Base Price	Brix	Tons
	Per Ton	Factors			Per Ton	Factors	
	Dollars	Code <sup>1</sup>			Dollars	Code <sup>1</sup>	
<b>DISTRICT 1 (Cont'd)</b>					2,000.00	000100	12.6
Flora	2,487.00	000100	1.2		2,200.00	000100	51.3
Wtd. Avg. Base & Total Tons	2,487.00		1.2		2,300.00	000100	12.2
					2,400.00	000100	5.4
French Colombard	1,144.00	000100	26.1		2,400.00	011100	2.2
	1,150.00	000100	25.2		2,600.00	000100	4.3
	1,150.00	008000	18.0		3,500.00	000100	1.6
	1,150.00	017000	23.1	Wtd. Avg. Base & Total Tons	1,854.10		131.8
	1,200.00	000100	3.6				
	1,300.00	008000	8.4	Ribolla Gialla *	2,800.00	000100	4.9
	1,450.00	000100	1.1	Wtd. Avg. Base & Total Tons	2,800.00		4.9
	1,500.00	000100	3.7				
Wtd. Avg. Base & Total Tons	1,600.00	010700	4.6	Roussanne	2,000.00	000100	2.5
	1,193.75		113.8		2,500.00	000100	3.6
					4,000.00	010800	2.7
Gewurztraminer	1,000.00	000100	2.1	Wtd. Avg. Base & Total Tons	4,300.00	000100	0.2
	1,500.00	000100	21.5		2,851.11		9.0
	1,600.00	000100	22.6				
	1,800.00	000100	22.0	Sauvignon Blanc *	1,150.00	000100	151.3
	2,078.77	000100	27.5		1,200.00	000100	118.2
	2,200.00	000100	7.3		1,250.00	000100	140.3
	2,300.00	017400	3.0		1,250.00	017000	39.6
	2,400.00	000100	11.7		1,300.00	000100	235.3
	2,400.00	011100	2.0		1,300.00	017000	71.4
	2,500.00	000100	32.5		1,400.00	000100	312.4
	2,600.00	000100	35.1		1,400.00	024500	6.3
	2,800.00	017200	6.0		1,417.50	045250	96.5
Wtd. Avg. Base & Total Tons	2,133.61		193.3		1,450.00	000100	304.4
					1,450.00	017000	26.5
Grenache Blanc *	2,400.00	000100	1.1		1,450.00	017200	47.6
Wtd. Avg. Base & Total Tons	2,400.00		1.1		1,450.00	024500	115.5
					1,483.63	000100	8.6
Grenache Gris *	2,400.00	000100	29.6		1,500.00	000100	404.8
Wtd. Avg. Base & Total Tons	2,400.00		29.6		1,525.00	000100	117.0
					1,600.00	000100	153.9
Gruner Veltliner	2,400.00	000100	19.5		1,600.00	014000	2.0
Wtd. Avg. Base & Total Tons	2,400.00		19.5		1,600.00	024500	108.0
					1,685.82	000100	69.1
Marsanne	2,000.00	000100	2.6		1,700.00	000100	27.2
	2,500.00	000100	2.6		1,700.00	017000	157.0
	3,500.00	013100	0.7		1,733.63	000100	111.7
	4,300.00	000100	1.1		1,750.00	000100	101.9
	4,329.73	000100	1.9		1,750.00	017200	2.1
Wtd. Avg. Base & Total Tons	3,045.67		8.9		1,759.53	000100	21.1
					1,800.00	000100	81.6
Muscat Blanc *	225.00	017200	15.0		1,800.00	011100	9.4
	850.00	000100	67.7		1,800.00	013600	11.4
	1,000.00	017200	2.3		1,800.00	017000	2.0
	1,400.00	000100	10.0		1,841.36	000100	51.1
	1,600.00	000100	8.5		1,898.31	000100	53.4
	1,800.00	000100	5.3		2,000.00	000100	18.5
	4,000.00	000100	2.3		2,000.00	013400	4.8
Wtd. Avg. Base & Total Tons	986.14		111.1		2,000.00	017000	7.2
					2,100.00	000100	42.2
Muscat Orange	1,625.00	000100	14.3		2,200.00	000100	22.4
	2,400.00	024500	15.0		2,200.00	011100	5.6
Wtd. Avg. Base & Total Tons	2,021.76		29.3		2,250.00	009300	2.9
					2,300.00	000100	3.4
Picpoul Blanc	4,300.00	000100	0.6		2,400.00	000100	26.4
	4,329.73	000100	4.2		2,439.00	013400	4.3
	4,400.00	007900	0.7		2,500.00	000100	32.7
Wtd. Avg. Base & Total Tons	4,335.43		5.5		2,500.00	017200	2.8
					2,800.00	000100	2.5
Pinot Blanc	1,350.00	000100	16.7		2,800.00	009100	6.6
	1,400.00	000100	79.0	Wtd. Avg. Base & Total Tons	1,526.16		3,340.9
	1,600.00	000100	8.5				
	2,000.00	000100	3.3	Sauvignon Vert *	2,800.00	000100	4.8
	2,200.00	000100	1.0	Wtd. Avg. Base & Total Tons	2,800.00		4.8
	2,300.00	013100	4.2				
Wtd. Avg. Base & Total Tons	1,465.88		112.7	Semillon	2,100.00	000100	26.7
					2,200.00	000100	1.0
Pinot Gris *	650.00	000100	25.0		2,500.00	000100	2.4
	1,000.00	000100	5.1		2,800.00	000100	2.5
	1,750.00	000100	7.4	Wtd. Avg. Base & Total Tons	2,186.20		32.6
	1,900.00	000100	4.7				

**TABLE 8: BASE PRICE PAID TO GROWERS FOR GRAPES CRUSHED AND DELIVERED TO CALIFORNIA PROCESSORS  
FROM THE 2023 CROP WITH BRIX FACTORS AND PURCHASED TONNAGE, BY TYPE, VARIETY, REPORTING DISTRICT  
WHERE GROWN, AND WEIGHTED AVERAGE BASE PRICE**

District, Type, and Variety	Base Price	Brix	Tons	District, Type, and Variety	Base Price	Brix	Tons
	Per Ton	Factors			Per Ton	Factors	
	Dollars	Code <sup>1</sup>			Dollars	Code <sup>1</sup>	
<b>DISTRICT 1 (Cont'd)</b>					4,700.00	017400	3.9
St. Emilion *	2,800.00	000100	4.0		5,000.00	000100	2.0
Wtd. Avg. Base & Total Tons	2,800.00		4.0	Wtd. Avg. Base & Total Tons	2,875.78		63.3
Tocai Friulano	1,650.00	000100	8.2	Cabernet Sauvignon	400.00	017200	9.8
	2,000.00	000100	3.3		700.00	000100	3.0
	2,800.00	000100	1.1		1,000.00	017200	37.8
Wtd. Avg. Base & Total Tons	1,842.06		12.6		1,250.00	000100	2.8
Vermentino *	1,800.00	000100	4.6		1,400.00	000100	9.0
	2,000.00	000100	10.8		1,500.00	000100	224.1
	2,050.00	000100	4.1		1,600.00	017200	19.3
	2,800.00	000100	9.6		1,600.00	024800	49.9
	3,700.00	000100	2.1		1,650.00	024800	66.0
	4,000.00	000100	4.0		1,700.00	024800	268.8
Wtd. Avg. Base & Total Tons	2,526.56		35.2		1,800.00	000100	149.1
					1,800.00	014000	2.0
Viognier	1,300.00	000100	109.8		1,850.00	000100	44.2
	1,450.00	000100	46.7		1,900.00	000100	185.4
	1,500.00	000100	18.5		1,900.00	024800	174.3
	1,700.00	000100	6.9		1,925.00	000100	61.7
	1,700.00	019100	0.8		1,950.00	000100	100.2
	1,850.00	000100	46.4		1,974.64	000100	14.3
	1,950.00	021000	16.4		1,980.00	000100	79.2
	2,000.00	000100	0.5		2,000.00	000100	370.8
	2,000.00	019100	3.5		2,000.00	021200	68.6
	2,050.00	017400	3.3		2,000.00	024800	689.3
	2,100.00	058778	2.0		2,011.03	000100	234.7
	2,400.00	000100	9.4		2,014.00	000100	15.2
	2,450.00	000100	2.0		2,014.53	000100	31.7
	2,600.00	000100	1.4		2,014.54	024500	34.3
	4,500.00	000100	0.7		2,015.00	000100	472.8
	4,646.00	000100	1.1		2,025.00	000100	44.7
	4,654.46	000100	1.0		2,100.00	000100	363.5
Wtd. Avg. Base & Total Tons	1,597.98		270.4		2,100.00	024500	225.9
					2,140.00	000100	237.1
White Riesling *	1,500.00	009100	1.8		2,150.00	024800	86.9
	2,500.00	000100	16.8		2,200.00	000100	55.4
	2,700.00	017200	1.0		2,220.45	025100	30.3
	2,800.00	000100	45.1		2,241.30	000100	44.2
	3,000.00	000100	2.4		2,250.00	000100	9.7
	3,400.00	015500	1.4		2,275.00	019500	31.5
	3,500.00	000100	2.2		2,300.00	000100	79.2
Wtd. Avg. Base & Total Tons	2,734.65		70.7		2,300.00	027100	117.9
					2,311.03	000100	26.3
Other White Wine <sup>4</sup>	1,700.00	000100	3.4		2,350.00	025100	130.4
	2,000.00	000100	0.5		2,386.22	000100	97.5
	2,300.00	000100	6.8		2,400.00	000100	215.6
	2,800.00	000100	6.0		2,400.00	021200	49.7
	3,500.00	000100	0.5		2,450.00	025100	94.2
	3,900.00	000100	8.4		2,462.00	002200	67.9
Wtd. Avg. Base & Total Tons	2,880.08		25.6		2,475.00	001900	46.1
					2,500.00	000100	1.7
<b>Wine Grapes (Red)</b>					2,500.00	027100	104.8
Barbera	1,700.00	009000	6.0		2,546.00	002200	14.2
	1,700.00	024800	5.2		2,800.00	000100	4.0
	1,800.00	000100	5.2		2,850.00	000100	1.8
	2,000.00	024500	5.5		2,900.00	024500	336.4
	2,100.00	000100	8.0		3,000.00	017400	85.8
	2,116.29	000100	4.5		3,750.00	000100	15.4
	2,200.00	000100	8.1		3,861.88	000100	48.9
	2,200.00	024500	3.1		4,000.00	000100	3.0
	2,400.00	000100	85.7		4,100.00	029100	2.1
	2,800.00	000100	21.5		4,250.00	000100	5.4
Wtd. Avg. Base & Total Tons	2,331.44		152.8		4,500.00	000100	27.9
					6,200.00	000100	4.7
Cabernet Franc	1,500.00	000100	1.5	Wtd. Avg. Base & Total Tons	9,000.00	029000	1.3
	1,500.00	020800	2.2		2,132.10		6,129.7
	2,200.00	000100	2.0	Carignane	300.00	017200	5.6
	2,300.00	000100	19.2		700.00	000100	3.4
	2,400.00	000100	20.2		1,000.00	017200	39.9
	3,400.00	000100	2.1		1,100.00	000100	17.8
	3,400.00	020600	2.1		1,200.00	000100	4.6
	4,300.00	000100	2.3		1,350.00	000100	3.7
	4,646.00	000100	5.8		1,400.00	000100	2.0

**TABLE 8: BASE PRICE PAID TO GROWERS FOR GRAPES CRUSHED AND DELIVERED TO CALIFORNIA PROCESSORS FROM THE 2023 CROP WITH BRIX FACTORS AND PURCHASED TONNAGE, BY TYPE, VARIETY, REPORTING DISTRICT WHERE GROWN, AND WEIGHTED AVERAGE BASE PRICE**

District, Type, and Variety	Base Price	Brix	Tons	District, Type, and Variety	Base Price	Brix	Tons
	Per Ton	Factors			Per Ton	Factors	
	Dollars	Code <sup>1</sup>			Dollars	Code <sup>1</sup>	
<b>DISTRICT 1 (Cont'd)</b>							
Carignane (Cont'd)	1,500.00	000100	77.6		1,600.00	000100	15.0
	1,600.00	000100	43.5		1,700.00	000100	3.9
	1,600.00	009100	2.0		1,800.00	000100	74.6
	1,600.00	013100	5.0		1,836.00	000100	1.0
	1,650.00	000100	22.3		1,850.00	000100	1.0
	1,700.00	000100	4.8		1,875.00	013400	2.7
	1,720.54	000100	27.3		1,900.00	000100	5.7
	1,741.81	000100	1.6		1,950.00	013600	1.9
	1,800.00	000100	18.7		1,995.00	000100	5.3
	1,850.00	000100	10.9		2,000.00	000100	33.3
	1,875.00	013400	6.5		2,000.00	013100	35.3
	1,900.00	000100	13.6		2,200.00	000100	41.3
	1,900.00	007800	2.3		2,200.00	013100	8.3
	1,900.00	013600	7.6		2,300.00	000100	3.0
	1,917.81	000100	27.0		2,400.00	000100	59.0
	1,950.00	000100	5.6		2,400.00	020800	9.5
	1,950.00	013600	0.9		2,500.00	000100	11.8
	1,996.26	000100	9.7		2,500.00	010700	1.7
	2,000.00	000100	73.7		2,550.00	000100	6.7
	2,000.00	013600	12.4		2,600.00	000100	6.3
	2,100.00	000100	46.7		2,600.00	024800	34.6
	2,100.00	017000	1.0		2,650.00	000100	5.3
	2,100.00	017600	8.4		2,650.00	021500	14.8
	2,150.00	000100	1.4		2,850.00	009500	3.0
	2,200.00	000100	21.9		2,950.00	029620	39.0
	2,200.00	011100	3.9		3,500.00	000100	2.3
	2,200.00	016900	5.7		3,800.00	024500	1.9
	2,400.00	000100	1.7		4,000.00	000100	7.4
	2,400.00	017400	2.4		4,000.00	010900	4.3
	2,500.00	000100	13.6		4,000.00	013800	1.6
	2,500.00	017000	2.0		4,300.00	000100	13.4
	2,600.00	000100	5.3		4,646.00	000100	6.6
	2,800.00	000100	10.5		4,800.00	000100	3.7
	2,900.00	000100	2.1		4,800.00	001900	1.9
	3,500.00	000100	5.1		4,800.00	003200	5.1
	4,200.00	000100	5.9		4,800.00	017600	5.9
	4,500.00	000100	1.9	Wtd. Avg. Base & Total Tons	2,390.58		521.4
Wtd. Avg. Base & Total Tons	1,823.34		589.5	Grignolino	2,800.00	000100	6.2
Charbono	1,800.00	020800	4.0	Wtd. Avg. Base & Total Tons	2,800.00		6.2
	2,000.00	013400	3.0	Malbec	1,000.00	017200	11.5
	2,200.00	000100	5.2		1,400.00	000100	5.2
	2,400.00	000100	4.6		1,850.00	014000	1.1
	2,500.00	000100	1.8		2,000.00	069481	58.5
	4,000.00	000100	3.3		2,089.88	000100	6.0
Wtd. Avg. Base & Total Tons	2,437.44		21.9		3,000.00	000100	3.2
Cinsaut *	2,718.00	000100	2.0		4,300.00	000100	2.8
	4,203.44	000100	2.5		4,646.00	000100	3.9
	4,300.00	000100	0.7	Wtd. Avg. Base & Total Tons	2,061.97		92.2
Wtd. Avg. Base & Total Tons	3,645.12		5.2	Mencia <sup>3</sup>	3,600.00	011100	1.1
Counoise	2,500.00	000100	4.6		4,300.00	000100	4.5
	3,362.61	000100	2.4	Wtd. Avg. Base & Total Tons	4,162.50		5.6
	4,300.00	000100	0.5	Merlot	500.00	000100	5.0
	4,500.00	000100	0.9		800.00	000100	8.3
Wtd. Avg. Base & Total Tons	3,067.89		8.4		1,000.00	017200	16.2
Dolcetto	1,350.00	000100	1.8		1,200.00	000100	92.4
	2,500.00	000100	2.3		1,250.00	000100	279.2
	2,800.00	000100	25.1		1,250.00	024500	61.9
	4,000.00	000100	6.5		1,300.00	000100	68.5
Wtd. Avg. Base & Total Tons	2,926.05		35.7		1,300.00	024800	36.0
Freisa	2,800.00	000100	1.5		1,375.00	000100	133.8
Wtd. Avg. Base & Total Tons	2,800.00		1.5		1,400.00	000100	83.4
Grenache *	800.00	000100	3.0		1,400.00	024500	38.7
	1,300.00	000100	14.8		1,400.00	024800	404.5
	1,350.00	000100	1.6		1,425.00	024800	260.2
	1,400.00	000100	2.1		1,450.00	000100	91.7
	1,500.00	000100	16.4		1,456.23	000100	110.4
	1,500.00	014000	2.4		1,457.55	000100	75.9
	1,550.00	000100	3.0		1,458.00	000100	19.1
					1,500.00	000100	64.0
					1,500.00	021200	40.5
					1,550.00	000100	123.3



**TABLE 8: BASE PRICE PAID TO GROWERS FOR GRAPES CRUSHED AND DELIVERED TO CALIFORNIA PROCESSORS  
FROM THE 2023 CROP WITH BRIX FACTORS AND PURCHASED TONNAGE, BY TYPE, VARIETY, REPORTING DISTRICT  
WHERE GROWN, AND WEIGHTED AVERAGE BASE PRICE**

District, Type, and Variety	Base Price	Brix	Tons	District, Type, and Variety	Base Price	Brix	Tons
	Per Ton	Factors			Per Ton	Factors	
	Dollars	Code <sup>1</sup>			Dollars	Code <sup>1</sup>	
<b>DISTRICT 1 (Cont'd)</b>					2,100.00	000100	23.9
Merlot (Cont'd)	1,550.00	020700	66.5		2,100.00	024300	2.1
	1,550.00	024800	28.5		2,200.00	000100	29.7
	1,600.00	000100	46.0		2,245.33	000100	13.1
	1,700.00	000100	5.1		2,250.00	000100	18.9
	1,800.00	000100	9.8		2,300.00	000100	3.8
	1,800.00	017200	131.3		2,300.00	013400	5.0
	1,850.00	014000	1.0		2,400.00	000100	72.7
	1,900.00	000100	1.0		2,500.00	000100	58.1
	2,000.00	000100	0.8		2,650.00	000100	12.5
	2,000.00	059696	1.8		2,800.00	000100	8.5
	2,100.00	000100	8.2		2,850.00	000100	1.1
	2,400.00	000100	37.8		2,850.00	024500	6.4
	2,800.00	000100	8.0		2,950.00	029620	43.6
	3,000.00	000100	14.1		2,989.60	003200	14.9
	3,600.00	013600	0.5		3,000.00	000100	47.7
	4,300.00	000100	2.5		3,000.00	017400	19.2
Wtd. Avg. Base & Total Tons	1,451.31		2,375.9		3,207.00	029620	42.8
					3,210.86	025100	40.4
Meunier *	4,100.00	000100	2.5	Wtd. Avg. Base & Total Tons	3,300.00	000100	10.3
Wtd. Avg. Base & Total Tons	4,100.00		2.5		2,213.64		933.8
Montepulciano	2,800.00	000100	16.7	Pinot Noir *	750.00	017200	21.0
Wtd. Avg. Base & Total Tons	2,800.00		16.7		1,000.00	000100	8.8
Mourvedre *	2,550.00	000100	0.9		1,397.42	000100	54.5
	3,500.00	000100	2.3		1,400.00	013400	0.1
	3,800.00	000100	1.7		1,550.00	000100	273.6
	4,000.00	017000	2.6		1,700.00	000100	22.1
	4,300.00	000100	3.2		1,700.00	021000	64.0
	4,300.00	017400	2.0		1,750.00	021000	42.8
	4,646.00	000100	6.4		1,782.77	000100	20.1
	4,800.00	000100	2.0		1,800.00	000100	113.5
Wtd. Avg. Base & Total Tons	4,213.24		21.1		1,840.00	000100	101.8
					1,900.00	007800	5.6
Nebbiolo	2,000.00	000100	1.7		2,000.00	000100	503.7
	2,300.00	020800	4.3		2,000.00	014000	0.4
	2,800.00	000100	10.1		2,080.00	000100	91.0
	4,000.00	000100	6.6		2,200.00	000100	101.6
Wtd. Avg. Base & Total Tons	2,994.27		22.7		2,220.00	010700	10.4
					2,300.00	000100	10.4
Negroamaro	1,800.00	000100	4.9		2,300.00	017400	53.6
	2,800.00	000100	4.0		2,400.00	000100	0.9
Wtd. Avg. Base & Total Tons	2,249.44		8.9		2,500.00	000100	31.4
					2,500.00	013600	1.0
Nero D'avola *	2,100.00	000100	17.0		2,600.00	000100	5.9
	2,800.00	000100	12.4		2,650.00	017200	38.7
	3,600.00	007900	0.9		2,700.00	000100	4.7
	3,950.00	000100	0.5		2,700.00	008650	19.5
Wtd. Avg. Base & Total Tons	2,455.68		30.8		2,755.13	000100	12.4
					2,767.43	024500	86.6
Petit Verdot	2,300.00	000100	19.7		2,800.00	000100	57.7
	2,363.05	000100	4.0		2,900.00	000100	10.2
Wtd. Avg. Base & Total Tons	2,310.64		23.7		3,000.00	000100	10.9
					3,000.00	016100	2.0
Petite Sirah	1,000.00	020800	66.1		3,111.29	000100	50.9
	1,200.00	017200	22.5		3,200.00	021000	33.1
	1,350.00	000100	11.1		3,300.00	000100	1.8
	1,500.00	017200	3.0		3,500.00	000100	42.4
	1,600.00	024800	38.9		3,500.00	011100	3.4
	1,700.00	000100	14.8		3,500.00	013400	3.5
	1,750.00	020800	4.4		3,550.00	000100	7.8
	1,800.00	000100	24.6		3,550.00	017200	16.8
	1,850.00	024800	29.6		3,600.00	000100	99.7
	1,875.00	013400	3.2		3,670.00	000100	18.2
	1,900.00	000100	139.3		3,678.70	000100	23.4
	1,938.00	000100	3.6		3,700.00	000100	42.8
	1,950.00	000100	2.8		3,750.00	000100	40.0
	1,950.00	013600	2.0		3,800.00	000100	11.7
	2,000.00	000100	41.1		3,800.00	020800	4.3
	2,000.00	014000	1.2		3,900.00	000100	10.8
	2,000.00	021200	2.8		3,900.00	017200	37.2
	2,038.92	000100	2.8		3,950.00	000100	62.0
	2,041.00	000100	41.1		3,995.00	000100	11.2
	2,045.00	017200	4.2		4,000.00	000100	39.0
					4,000.00	017400	6.5

**TABLE 8: BASE PRICE PAID TO GROWERS FOR GRAPES CRUSHED AND DELIVERED TO CALIFORNIA PROCESSORS FROM THE 2023 CROP WITH BRIX FACTORS AND PURCHASED TONNAGE, BY TYPE, VARIETY, REPORTING DISTRICT WHERE GROWN, AND WEIGHTED AVERAGE BASE PRICE**

District, Type, and Variety	Base Price	Brix	Tons	District, Type, and Variety	Base Price	Brix	Tons
	Per Ton	Factors			Per Ton	Factors	
	Dollars	Code <sup>1</sup>			Dollars	Code <sup>1</sup>	
<b>DISTRICT 1 (Cont'd)</b>							
Pinot Noir * (Cont'd)	4,000.00	021000	8.7		7,500.00	013800	6.1
	4,037.19	000100	12.3		8,000.00	000100	21.1
	4,046.57	000100	6.6	Wtd. Avg. Base & Total Tons	3,462.74		3,788.8
	4,100.00	000100	2.4				
	4,184.09	000100	13.6	Pinotage	1,800.00	000100	4.9
	4,200.00	000100	57.2	Wtd. Avg. Base & Total Tons	1,800.00		4.9
	4,200.00	013600	2.6				
	4,200.00	017900	8.3	Primitivo	1,424.35	000100	16.1
	4,200.00	021000	209.7		1,700.00	000100	8.2
	4,250.00	000100	10.5		1,949.68	000100	6.1
	4,300.00	000100	11.5	Wtd. Avg. Base & Total Tons	2,800.00	000100	1.1
	4,500.00	000100	46.6		1,645.88		31.5
	4,500.00	017400	0.9				
	4,500.00	020800	5.4	Refosco *	3,600.00	011100	0.5
	4,500.00	021000	26.5	Wtd. Avg. Base & Total Tons	3,600.00		0.5
	4,600.00	000100	1.9				
	4,600.00	019700	2.9	Sangiovese *	1,400.00	000100	4.9
	4,615.80	000100	13.7		1,460.00	017200	36.8
	4,631.58	000100	3.8		1,650.00	000100	3.6
	4,700.00	000100	4.4		1,800.00	000100	0.9
	4,700.00	021000	27.7		1,900.00	000100	1.5
	4,725.00	000100	6.4		1,950.00	013600	4.3
	4,800.00	000100	32.6		1,987.00	000100	18.0
	4,800.00	020700	8.0		2,000.00	020800	4.1
	5,000.00	000100	98.3		2,048.53	000100	4.2
	5,000.00	001900	2.5		2,050.00	000100	6.7
	5,000.00	011600	1.5		2,100.00	000100	2.6
	5,000.00	013600	0.9		2,200.00	000100	14.4
	5,000.00	013800	37.6		2,200.00	010700	1.0
	5,000.00	017200	4.8		2,200.00	024500	3.2
	5,000.00	019700	5.0		2,350.00	000100	15.4
	5,000.00	021000	2.2		2,450.00	013600	2.0
	5,025.00	000100	333.4		2,500.00	000100	3.4
	5,050.00	013400	2.9		2,756.29	000100	14.6
	5,100.00	000100	6.1		2,800.00	000100	4.1
	5,183.18	000100	3.8		3,200.00	000100	10.0
	5,200.00	017200	2.7	Wtd. Avg. Base & Total Tons	4,500.00	000100	5.8
	5,200.00	020800	0.9		2,176.34		161.5
	5,225.00	000100	14.3				
	5,250.00	021000	8.3	Syrah *	500.00	017200	24.0
	5,400.00	022900	3.2		1,000.00	008100	1.4
	5,500.00	000100	18.2		1,300.00	000100	29.7
	5,500.00	021000	3.8		1,400.00	000100	56.0
	5,700.00	000100	5.0		1,400.00	013400	0.4
	5,750.00	017400	3.6		1,400.00	013800	33.8
	5,772.00	000100	11.0		1,400.00	016100	67.0
	5,786.64	000100	5.8		1,450.00	016100	144.8
	5,800.00	021000	4.9		1,460.00	017200	21.8
	6,000.00	000100	21.3		1,550.00	000100	19.5
	6,000.00	013400	1.0		1,600.00	000100	14.5
	6,000.00	013600	2.2		1,700.00	021200	24.3
	6,000.00	013800	12.0		1,750.00	000100	83.3
	6,000.00	017400	0.9		1,769.00	000100	15.0
	6,000.00	017900	12.9		1,836.00	000100	10.0
	6,000.00	020800	3.9		1,900.00	000100	20.3
	6,250.00	000100	7.3		2,000.00	000100	14.1
	6,288.15	000100	6.6		2,000.00	020600	2.0
	6,400.00	013800	18.2		2,045.00	017200	17.9
	6,400.00	017600	31.3		2,050.00	000100	79.5
	6,400.00	021500	25.2		2,060.00	000100	9.2
	6,500.00	000100	20.1		2,100.00	011100	1.9
	6,500.00	017400	2.8		2,200.00	024500	4.7
	6,500.00	021200	5.5		2,287.13	003200	38.7
	6,800.00	000100	6.7		2,300.00	000100	6.5
	6,800.00	017000	2.6		2,400.00	000100	316.8
	7,000.00	000100	47.0		2,500.00	000100	37.5
	7,000.00	013800	7.4		2,950.00	029620	32.3
	7,200.00	000100	34.1		3,000.00	000100	5.4
	7,250.00	000100	10.2		3,000.00	003200	51.5
	7,300.00	013800	13.1		3,250.00	000100	3.3
	7,350.00	000100	12.0		3,500.00	000100	2.6
	7,500.00	000100	5.0		3,500.00	017000	9.4
					3,600.00	000100	9.7
					3,800.00	000100	1.9
					3,800.00	024500	6.4

**TABLE 8: BASE PRICE PAID TO GROWERS FOR GRAPES CRUSHED AND DELIVERED TO CALIFORNIA PROCESSORS FROM THE 2023 CROP WITH BRIX FACTORS AND PURCHASED TONNAGE, BY TYPE, VARIETY, REPORTING DISTRICT WHERE GROWN, AND WEIGHTED AVERAGE BASE PRICE**

District, Type, and Variety	Base Price	Brix	Tons	District, Type, and Variety	Base Price	Brix	Tons
	Per Ton	Factors			Per Ton	Factors	
	Dollars	Code <sup>1</sup>			Dollars	Code <sup>1</sup>	
<b>DISTRICT 1 (Cont'd)</b>					2,000.00	019500	36.4
Syrah * (Cont'd)	4,000.00	000100	4.0		2,020.00	000100	10.5
	4,000.00	011100	1.4		2,040.00	000100	42.0
	4,300.00	003100	9.9		2,050.00	000100	7.3
	4,500.00	000100	1.9		2,054.80	000100	46.3
	4,500.00	013400	7.3		2,100.00	000100	52.2
	4,646.00	000100	10.4		2,200.00	000100	28.0
	5,000.00	000100	4.9		2,400.00	000100	79.4
	5,000.00	001900	7.0		2,500.00	000100	18.3
	5,000.00	017600	3.9		2,500.00	017400	1.5
Wtd. Avg. Base & Total Tons	2,112.72		1,267.8		2,500.00	017900	1.1
					2,500.00	020800	0.5
Tannat	1,850.00	014000	1.0		2,653.05	000100	32.0
	3,800.00	000100	1.0		2,800.00	000100	39.5
	4,000.00	000100	4.1		2,800.00	025100	1.3
	4,300.00	000100	1.1		2,900.00	003200	20.7
	4,646.00	000100	1.6		2,950.00	029620	40.7
Wtd. Avg. Base & Total Tons	3,887.91		8.8		3,000.00	000100	27.6
					3,200.00	000100	8.1
Tempranillo *	1,400.00	013400	1.5		3,200.00	011300	11.3
Wtd. Avg. Base & Total Tons	1,400.00		1.5		3,900.00	000100	8.0
					4,200.00	000100	39.9
Tinta Cao	1,600.00	000100	0.9		4,200.00	017400	3.9
Wtd. Avg. Base & Total Tons	1,600.00		0.9		5,000.00	000100	7.1
				Wtd. Avg. Base & Total Tons	1,904.06		2,193.5
Touriga Nacional *	1,600.00	000100	8.8	Other Red Wine <sup>4</sup>	1,600.00	000100	4.4
Wtd. Avg. Base & Total Tons	1,600.00		8.8		2,000.00	000100	7.6
					2,450.00	013600	1.0
Trousseau *	2,450.00	013600	7.0		2,572.24	000100	1.0
	3,000.00	000100	5.1		2,800.00	000100	15.3
	3,900.00	000100	4.6	Wtd. Avg. Base & Total Tons	2,392.57		29.3
Wtd. Avg. Base & Total Tons	3,017.37		16.7				
				<b>DISTRICT 2</b>			
Valdiguie *	1,700.00	010900	5.2	<b>Wine Grapes (White)</b>			
	1,800.00	000100	4.8	Albarino *	2,800.00	000100	1.5
	1,900.00	000100	4.7	Wtd. Avg. Base & Total Tons	2,800.00		1.5
	2,000.00	000100	13.2				
	2,050.00	000100	1.0	Chardonnay *	200.00	000100	216.4
	2,200.00	000100	0.5		350.00	000100	167.3
	3,308.00	000100	1.0		700.00	000100	1.1
Wtd. Avg. Base & Total Tons	1,949.61		30.4		1,100.00	000100	196.1
					1,100.00	024500	79.4
Zinfandel	1,000.00	000100	81.4		1,406.04	000100	71.1
	1,000.00	017200	66.7		1,600.00	000100	228.0
	1,200.00	000100	13.2		1,650.00	017200	45.1
	1,200.00	024500	0.3		2,000.00	000100	9.4
	1,258.51	000100	45.8		3,000.00	017000	3.2
	1,300.00	000100	19.6	Wtd. Avg. Base & Total Tons	956.88		1,017.1
	1,400.00	013400	1.0				
	1,400.00	024500	82.6	Chenin Blanc	1,800.00	000100	31.9
	1,500.00	000100	177.8		2,000.00	000100	12.2
	1,500.00	017200	25.6		2,500.00	000100	5.4
	1,600.00	000100	46.7	Wtd. Avg. Base & Total Tons	1,925.66		49.5
	1,650.00	014000	1.5				
	1,700.00	000100	148.2	Gewurztraminer	1,950.00	000100	67.3
	1,703.42	024800	31.4	Wtd. Avg. Base & Total Tons	1,950.00		67.3
	1,750.00	000100	16.3				
	1,775.00	000100	96.7	Grenache Blanc *	2,600.00	000100	1.7
	1,798.00	000100	51.7	Wtd. Avg. Base & Total Tons	2,600.00		1.7
	1,800.00	000100	181.3				
	1,800.00	013100	0.5	Marsanne	1,262.08	000100	8.4
	1,800.00	017000	3.0		2,000.00	000100	2.5
	1,800.00	024500	148.6	Wtd. Avg. Base & Total Tons	1,431.33		10.9
	1,800.00	025150	21.4				
	1,806.03	000100	25.7	Muscat Blanc *	1,250.00	000100	5.9
	1,825.00	000100	55.7		1,262.50	000100	6.6
	1,856.51	000100	26.6		1,300.00	021000	61.0
	1,900.00	000100	31.5		1,400.00	000100	2.4
	1,900.00	011100	2.5		1,500.00	000100	7.9
	1,950.00	013600	1.0		1,600.00	000100	17.2
	1,957.00	000100	8.7		1,800.00	000100	9.3
	1,973.10	000100	13.1		1,850.00	000100	6.4
	1,978.06	000100	78.0		2,200.00	000100	20.1
	2,000.00	000100	123.6	Wtd. Avg. Base & Total Tons	1,539.02		136.8
	2,000.00	017200	2.2				

**TABLE 8: BASE PRICE PAID TO GROWERS FOR GRAPES CRUSHED AND DELIVERED TO CALIFORNIA PROCESSORS FROM THE 2023 CROP WITH BRIX FACTORS AND PURCHASED TONNAGE, BY TYPE, VARIETY, REPORTING DISTRICT WHERE GROWN, AND WEIGHTED AVERAGE BASE PRICE**

District, Type, and Variety	Base Price	Brix	Tons	District, Type, and Variety	Base Price	Brix	Tons
	Per Ton	Factors			Per Ton	Factors	
	Dollars	Code <sup>1</sup>			Dollars	Code <sup>1</sup>	
<b>DISTRICT 2 (Cont'd)</b>					2,000.00	013400	81.5
Pinot Gris *	1,400.00	000100	90.2		2,000.00	017400	5.3
	1,550.00	000100	55.4		2,020.00	000100	9.8
	1,800.00	017200	66.3		2,020.00	013100	16.5
Wtd. Avg. Base & Total Tons	1,564.37		211.9		2,100.00	011100	1.8
					2,200.00	000100	1.9
Roussanne	1,800.00	000100	5.1		2,292.00	017200	45.7
	2,000.00	000100	6.6		2,450.00	000100	24.2
	2,200.00	000100	29.1		2,800.00	000100	2.1
Wtd. Avg. Base & Total Tons	2,117.65		40.8	Wtd. Avg. Base & Total Tons	2,930.08	000100	11.1
					1,380.29		14,991.7
Sauvignon Blanc *	500.00	000100	1,146.8	Sauvignon Gris	3,109.89	000100	20.0
	900.00	000100	162.9	Wtd. Avg. Base & Total Tons	3,109.89		20.0
	950.00	010900	1.9				
	1,000.00	000100	83.2	Semillon	1,350.00	000100	10.5
	1,100.00	000100	541.5		1,422.00	000100	4.7
	1,150.00	011100	324.5		1,825.00	000100	22.9
	1,176.00	000100	76.3	Wtd. Avg. Base & Total Tons	1,644.38		38.1
	1,200.00	000100	203.6				
	1,200.00	020800	58.6	Vermentino *	1,800.00	000100	4.9
	1,250.00	000100	364.8	Wtd. Avg. Base & Total Tons	1,800.00		4.9
	1,250.00	024500	52.7				
	1,275.00	000100	368.6	Viognier	1,450.00	000100	0.2
	1,300.00	000100	2,501.3		1,600.00	000100	9.3
	1,300.00	001900	20.7		1,800.00	000100	7.3
	1,300.00	020800	383.1		2,000.00	000100	18.7
	1,302.86	000100	436.9	Wtd. Avg. Base & Total Tons	1,850.99		35.5
	1,313.00	000100	77.0				
	1,323.00	000100	195.4	White Riesling *	1,300.00	000100	25.3
	1,325.00	000100	209.9		1,700.00	000100	4.9
	1,350.00	000100	146.4		1,800.00	024500	3.5
	1,372.00	000100	5.3		2,000.00	000100	9.2
	1,400.00	000100	164.2	Wtd. Avg. Base & Total Tons	1,536.60		42.9
	1,400.00	013400	163.0				
	1,400.00	017000	116.1	<b>Wine Grapes (Red)</b>			
	1,425.00	000100	13.9	Alicante Bouschet *	2,000.00	000100	2.3
	1,450.00	000100	306.2	Wtd. Avg. Base & Total Tons	2,000.00		2.3
	1,450.00	017400	2.8				
	1,450.00	024500	116.5	Barbera	700.00	000100	3.5
	1,457.00	001900	106.1		1,500.00	000100	10.7
	1,475.00	000100	84.5		1,800.00	000100	16.1
	1,499.79	000100	3.5		1,800.00	024500	7.1
	1,500.00	000100	1,408.3		1,818.00	000100	23.7
	1,500.00	013600	18.5		1,836.39	020800	8.3
	1,500.00	017000	120.8		2,000.00	000100	49.1
	1,500.00	020800	66.3	Wtd. Avg. Base & Total Tons	1,829.44		118.5
	1,500.00	024500	126.2				
	1,550.00	000100	92.8	Cabernet Franc	950.00	000100	4.2
	1,550.00	013400	52.6		2,000.00	000100	21.9
	1,600.00	000100	2,059.8		2,000.00	024500	18.9
	1,600.00	017000	158.4		2,240.00	000100	13.5
	1,600.00	024500	25.9		2,500.00	000100	62.3
	1,616.00	000100	22.1		2,500.00	022800	1.4
	1,650.00	000100	116.6		2,500.00	024800	11.3
	1,700.00	000100	445.1		2,800.00	018100	16.7
	1,700.00	017200	87.6		3,250.00	000100	1.3
	1,700.00	048600	165.4	Wtd. Avg. Base & Total Tons	2,338.71		151.5
	1,717.00	000100	44.2				
	1,750.00	000100	474.1	Cabernet Sauvignon	450.00	000100	711.2
	1,750.00	013200	62.1		450.00	030000	0.9
	1,750.00	013400	63.5		500.00	000100	438.1
	1,764.07	000100	41.0		650.00	000100	41.2
	1,800.00	000100	134.0		775.00	000100	217.3
	1,800.00	013600	1.2		1,000.00	000100	112.3
	1,800.00	017200	19.4		1,116.78	000100	17.3
	1,800.00	024500	32.5		1,250.00	000100	19.2
	1,850.00	000100	71.2		1,493.50	025100	28.6
	1,850.00	017000	104.5		1,500.00	000100	42.9
	1,890.00	000100	154.5		1,550.00	000100	17.7
	1,900.00	000100	44.7		1,620.00	000100	119.9
	1,900.00	013100	7.1		1,800.00	000100	1,179.1
	1,940.46	000100	23.2		1,800.00	024500	9.6
	1,950.00	013250	12.8		1,800.00	025400	0.8
	2,000.00	000100	94.1		1,900.00	000100	657.6
	2,000.00	011300	3.1				

**TABLE 8: BASE PRICE PAID TO GROWERS FOR GRAPES CRUSHED AND DELIVERED TO CALIFORNIA PROCESSORS FROM THE 2023 CROP WITH BRIX FACTORS AND PURCHASED TONNAGE, BY TYPE, VARIETY, REPORTING DISTRICT WHERE GROWN, AND WEIGHTED AVERAGE BASE PRICE**

District, Type, and Variety	Base Price	Brix	Tons	District, Type, and Variety	Base Price	Brix	Tons
	Per Ton	Factors			Per Ton	Factors	
	Dollars	Code <sup>1</sup>			Dollars	Code <sup>1</sup>	
<b>DISTRICT 2 (Cont'd)</b>							
Cabernet Sauvignon (Cont'd)	1,902.00	002300	63.7	Dolcetto	1,600.00	017200	2.0
	1,925.00	000100	384.6	Wtd. Avg. Base & Total Tons	1,600.00		2.0
	1,950.00	000100	278.0	Grenache *	1,450.00	000100	17.0
	2,000.00	000100	576.3		1,500.00	000100	12.4
	2,000.00	024500	542.7		1,600.00	000100	65.0
	2,000.00	067550	372.8		1,925.00	000100	4.3
	2,007.01	000100	80.8		2,140.00	024500	12.6
	2,050.00	024500	2.0		2,250.00	000100	17.8
	2,100.00	000100	386.0		2,300.00	013600	1.4
	2,100.00	027600	87.6		2,400.00	013600	1.5
	2,175.00	000100	736.7		2,500.00	023100	6.3
	2,200.00	000100	650.4		2,800.00	000100	1.0
	2,200.00	018100	92.9		2,800.00	013100	2.4
	2,200.00	025100	180.5		3,000.00	000100	1.8
	2,200.00	029500	2.7		3,500.00	000100	1.5
	2,223.00	000100	173.5		4,000.00	000100	5.7
	2,228.00	000100	26.0	Wtd. Avg. Base & Total Tons	1,911.62		150.7
	2,232.00	000100	62.4	Malbec	350.00	000100	102.2
	2,240.00	000100	666.4		450.00	000100	59.3
	2,250.00	027100	198.0		500.00	000100	24.7
	2,291.80	000100	452.3		550.00	000100	58.3
	2,300.00	000100	320.4		700.00	000100	2.2
	2,400.00	000100	22.0		1,500.00	000100	41.1
	2,450.00	000100	25.3		1,800.00	000100	2.1
	2,461.00	000100	18.8		1,800.00	024500	15.3
	2,475.00	000100	358.6		1,900.00	000100	160.5
	2,500.00	000100	326.0		2,200.00	000100	14.4
	2,500.00	002300	325.2		2,240.00	000100	22.5
	2,500.00	013600	7.4		2,250.00	000100	15.0
	2,500.00	024500	300.3		2,400.00	000100	30.7
	2,500.00	027100	389.2		2,500.00	000100	10.5
	2,550.00	000100	15.2		3,000.00	024500	25.4
	2,600.00	000100	1,080.9		3,250.00	000100	25.5
	2,636.24	000100	94.1		3,750.00	000100	2.1
	2,640.00	024500	6.3	Wtd. Avg. Base & Total Tons	1,453.15		611.8
	2,725.00	000100	190.4	Merlot	1,000.00	017200	8.9
	2,732.00	001900	169.2		1,200.00	024500	55.6
	2,775.00	000100	96.2		1,500.00	000100	20.4
	2,782.00	000100	98.8		1,500.00	024500	21.4
	2,800.00	000100	20.0		1,600.00	017200	11.6
	2,800.00	017900	48.8		1,658.00	000100	17.7
	2,800.00	018100	303.5		1,750.00	000100	163.1
	2,800.00	026900	22.4		2,000.00	000100	9.3
	2,829.34	021000	45.6		2,050.00	000100	15.4
	2,875.00	000100	112.2		2,050.00	026700	21.3
	2,981.73	000100	9.2		2,200.00	000100	38.9
	2,987.00	025100	284.0		2,240.00	000100	72.2
	3,000.00	000100	235.1		2,250.00	000100	94.7
	3,056.00	000100	240.0		2,775.00	000100	18.8
	3,200.00	024500	44.8		2,800.00	018100	21.5
	3,200.00	024800	43.7		3,250.00	000100	3.4
	3,250.00	000100	262.4		3,750.00	000100	5.3
	3,400.00	000100	79.7	Wtd. Avg. Base & Total Tons	1,950.23		599.5
	3,500.00	000100	59.2	Montepulciano	2,200.00	024500	9.8
	3,656.00	000100	209.0	Wtd. Avg. Base & Total Tons	2,200.00		9.8
	3,700.00	000100	22.3	Mourvedre *	450.00	021200	0.8
	3,750.00	000100	23.5		1,600.00	000100	42.3
	3,869.00	000100	7.5		1,800.00	000100	13.3
	4,000.00	000100	30.1		2,300.00	011100	1.6
	5,000.00	000100	18.5		2,400.00	000100	6.3
	5,800.00	000100	113.4		2,400.00	023100	5.0
	6,000.00	000100	430.1		2,800.00	013100	2.2
Wtd. Avg. Base & Total Tons	2,295.57		16,139.3	Wtd. Avg. Base & Total Tons	3,100.00	000100	3.1
Carignane	2,000.00	000100	15.5		1,857.24		74.6
	3,000.00	000100	5.4	Nebbiolo	1,800.00	024500	7.8
Wtd. Avg. Base & Total Tons	2,258.37		20.9	Wtd. Avg. Base & Total Tons	1,800.00		7.8
Charbono	1,800.00	013400	5.0	Negroamaro	1,600.00	021500	1.4
Wtd. Avg. Base & Total Tons	1,800.00		5.0	Wtd. Avg. Base & Total Tons	1,600.00		1.4
Cinsaut *	2,200.00	000100	4.6				
Wtd. Avg. Base & Total Tons	2,200.00		4.6				

**TABLE 8: BASE PRICE PAID TO GROWERS FOR GRAPES CRUSHED AND DELIVERED TO CALIFORNIA PROCESSORS  
FROM THE 2023 CROP WITH BRIX FACTORS AND PURCHASED TONNAGE, BY TYPE, VARIETY, REPORTING DISTRICT  
WHERE GROWN, AND WEIGHTED AVERAGE BASE PRICE**

District, Type, and Variety	Base Price	Brix	Tons	District, Type, and Variety	Base Price	Brix	Tons
	Per Ton	Factors			Per Ton	Factors	
	Dollars	Code <sup>1</sup>			Dollars	Code <sup>1</sup>	
<b>DISTRICT 2 (Cont'd)</b>					1,900.00	000100	42.6
Nero D'avola *	2,600.00	000100	9.9		1,975.00	000100	1.1
	5,000.00	000100	5.3		2,000.00	000100	23.5
	5,500.00	000100	1.9		2,150.00	000100	43.3
Wtd. Avg. Base & Total Tons	3,666.08		17.1		2,200.00	000100	74.7
					2,300.00	017200	8.6
Petit Verdot	500.00	000100	7.9		2,400.00	024500	25.4
	550.00	000100	28.6		2,500.00	013600	5.8
	1,650.00	000100	0.6		2,600.00	000100	0.5
	1,900.00	000100	3.2		2,800.00	000100	4.9
	2,000.00	024500	154.4		3,250.00	000100	12.5
	2,200.00	000100	74.8		4,000.00	000100	2.1
	2,500.00	024500	10.9		8,000.00	000100	2.0
	2,800.00	018100	21.3	Wtd. Avg. Base & Total Tons	1,434.68		527.3
	3,000.00	000100	2.2				
	3,250.00	000100	12.8	Tempranillo *	682.39	000100	4.3
Wtd. Avg. Base & Total Tons	2,005.68		316.7		1,200.00	000100	2.0
					1,500.00	024500	9.8
Petite Sirah	350.00	000100	258.8		1,800.00	013400	1.5
	550.00	000100	39.9		2,000.00	000100	35.3
	1,275.00	000100	1.8		2,200.00	000100	6.2
	1,475.00	000100	112.3		2,800.00	000100	3.2
	1,500.00	000100	14.7	Wtd. Avg. Base & Total Tons	1,860.90		62.3
	1,500.00	011100	1.7				
	1,600.00	000100	274.4	Teroldego	500.00	000100	34.1
	1,600.00	029500	1.6	Wtd. Avg. Base & Total Tons	500.00		34.1
	1,800.00	000100	8.6				
	1,800.00	024500	3.6	Touriga Nacional *	2,000.00	000100	5.1
	1,900.00	000100	122.9		2,000.00	009100	18.5
	1,935.12	020800	19.9	Wtd. Avg. Base & Total Tons	2,000.00		23.6
	2,000.00	000100	553.3				
	2,017.00	002600	40.1	Trousseau *	2,000.00	000100	1.8
	2,033.00	000100	45.3		2,000.00	011100	13.8
	2,100.00	021500	4.7	Wtd. Avg. Base & Total Tons	2,000.00		15.6
	2,138.66	000100	177.2				
	2,140.00	027600	5.9	Zinfandel	450.00	000100	230.9
	2,200.00	000100	78.9		1,200.00	000100	11.2
	2,222.00	018100	27.6		1,278.00	000100	16.6
	2,240.00	000100	72.5		1,500.00	000100	323.1
	2,300.00	000100	1.5		1,633.11	020800	19.5
	2,300.00	059700	45.9		1,800.00	000100	95.0
	2,400.00	000100	3.9		1,800.00	024500	38.1
	2,424.00	018100	34.1		2,000.00	000100	102.9
	2,800.00	018100	68.1		2,017.00	002600	120.0
	3,250.00	000100	15.2		2,200.00	000100	160.3
	3,500.00	000100	14.6		2,461.00	000100	1.3
	4,000.00	000100	166.7		2,500.00	000100	15.4
	4,125.36	021000	5.1		2,800.00	000100	1.6
Wtd. Avg. Base & Total Tons	1,935.81		2,220.8	Wtd. Avg. Base & Total Tons	3,500.00	022800	3.0
					1,538.16		1,138.9
Pinot Noir *	200.00	000100	4.5	Other Red Wine <sup>4</sup>	1,200.00	000100	6.6
	1,600.00	000100	10.4	Wtd. Avg. Base & Total Tons	1,200.00		6.6
	2,000.00	017200	43.9				
	2,200.00	000100	106.1	<b>DISTRICT 3</b>			
	2,300.00	000100	319.0	<b>Table Grapes</b>			
	3,750.00	017000	4.6	Other Table <sup>4</sup>	4,000.00	000100	3.4
Wtd. Avg. Base & Total Tons	2,230.73		488.5	Wtd. Avg. Base & Total Tons	4,000.00		3.4
Primitivo	1,600.00	017400	2.0	<b>Wine Grapes (White)</b>			
Wtd. Avg. Base & Total Tons	1,600.00		2.0	Albarino *	2,500.00	000100	7.0
					2,750.00	000100	2.9
Sagrantino	2,000.00	000100	1.4		2,800.00	000100	8.8
Wtd. Avg. Base & Total Tons	2,000.00		1.4		2,800.00	017600	11.6
					2,850.00	000100	8.8
Sangiovese *	1,600.00	000100	0.6		3,255.00	011100	2.0
	1,600.00	021200	3.7		3,500.00	000100	3.2
	1,925.00	024500	8.7		3,500.00	013800	1.8
	2,000.00	000100	1.8		4,000.00	000100	5.0
	2,000.00	024500	12.1	Wtd. Avg. Base & Total Tons	2,968.40		51.1
Wtd. Avg. Base & Total Tons	1,911.80		26.9				
				Arneis	2,100.00	000100	7.8
Syrah *	550.00	000100	238.7		2,200.00	000100	1.0
	1,450.00	000100	8.0		2,500.00	000100	1.5
	1,500.00	000100	22.6	Wtd. Avg. Base & Total Tons	2,167.96		10.3
	1,535.28	000100	11.0				

**TABLE 8: BASE PRICE PAID TO GROWERS FOR GRAPES CRUSHED AND DELIVERED TO CALIFORNIA PROCESSORS FROM THE 2023 CROP WITH BRIX FACTORS AND PURCHASED TONNAGE, BY TYPE, VARIETY, REPORTING DISTRICT WHERE GROWN, AND WEIGHTED AVERAGE BASE PRICE**

District, Type, and Variety	Base Price	Brix	Tons	District, Type, and Variety	Base Price	Brix	Tons
	Per Ton	Factors			Per Ton	Factors	
	Dollars	Code <sup>1</sup>			Dollars	Code <sup>1</sup>	
<b>DISTRICT 3 (Cont'd)</b>					2,186.05	000100	135.8
Chardonnay *	200.00	000100	15.5		2,188.54	000100	6.2
	350.00	000100	105.4		2,189.90	000100	221.9
	400.00	000100	47.6		2,190.57	000100	14.7
	500.00	000100	93.9		2,194.46	000100	185.7
	600.00	000100	10.9		2,196.03	000100	30.5
	700.00	000100	18.1		2,197.00	000100	347.0
	900.00	017200	35.0		2,200.00	000100	934.5
	1,000.00	000100	179.2		2,200.00	019100	17.1
	1,000.00	007800	3.0		2,213.28	024500	25.0
	1,000.00	011100	1.5		2,225.00	000100	42.5
	1,072.16	000100	23.2		2,227.57	000100	22.3
	1,150.00	000100	3.7		2,244.33	000100	4.8
	1,200.00	000100	19.0		2,249.86	000100	7.8
	1,300.00	000100	21.1		2,250.00	000100	802.0
	1,300.00	017600	20.1		2,257.43	000100	1,479.7
	1,375.00	000100	13.2		2,257.43	024500	131.3
	1,400.00	000100	16.0		2,265.31	000100	70.6
	1,500.00	000100	882.8		2,271.00	000100	25.9
	1,500.00	024500	24.8		2,272.96	000100	263.5
	1,511.91	000100	24.2		2,288.00	000100	42.3
	1,516.66	000100	24.6		2,290.14	000100	489.5
	1,525.00	000100	1,445.9		2,293.22	000100	117.0
	1,529.77	000100	24.8		2,297.58	000100	112.6
	1,550.00	000100	10.0		2,300.00	000100	2,617.6
	1,560.00	000100	279.8		2,300.00	020800	84.3
	1,575.00	000100	189.6		2,309.28	000100	135.7
	1,600.00	000100	506.9		2,310.00	000100	239.3
	1,600.00	024500	90.7		2,310.92	000100	8.0
	1,606.27	000100	23.1		2,319.00	000100	80.4
	1,700.00	000100	948.8		2,321.05	000100	10.8
	1,750.00	000100	334.2		2,327.59	000100	144.4
	1,750.00	017200	45.4		2,328.83	000100	108.8
	1,750.00	020800	229.9		2,336.81	000100	43.7
	1,800.00	000100	2,050.4		2,350.00	000100	1,218.7
	1,800.00	019700	0.5		2,350.00	024500	6.4
	1,800.00	020800	9.2		2,361.49	000100	33.1
	1,825.00	056900	50.0		2,361.85	000100	49.4
	1,830.96	000100	2.3		2,362.18	000100	47.9
	1,847.72	021200	78.1		2,362.49	000100	23.6
	1,850.00	000100	503.9		2,362.63	000100	54.7
	1,875.00	000100	45.8		2,365.31	000100	44.5
	1,891.44	000100	25.5		2,376.00	000100	9.9
	1,900.00	000100	651.2		2,380.90	000100	113.6
	1,900.00	017200	82.2		2,381.75	000100	154.0
	1,903.74	000100	16.8		2,387.00	000100	56.9
	1,919.11	000100	1.6		2,387.33	000100	15.1
	1,925.00	000100	70.2		2,390.45	000100	389.2
	1,950.00	000100	37.3		2,394.24	000100	22.6
	1,950.00	024500	40.2		2,400.00	000100	1,875.2
	1,962.68	000100	6.3		2,400.00	002200	50.6
	1,996.42	000100	24.9		2,400.00	017000	46.9
	2,000.00	000100	2,175.7		2,400.00	019100	2.1
	2,000.00	013600	2.0		2,400.00	024500	93.1
	2,000.00	014000	3.1		2,405.00	000100	139.5
	2,000.00	020800	359.2		2,410.43	000100	126.2
	2,000.00	024500	14.5		2,411.23	000100	148.1
	2,015.71	021200	51.1		2,415.00	000100	302.5
	2,040.00	000100	52.5		2,415.64	000100	417.6
	2,050.00	000100	30.2		2,415.93	000100	71.2
	2,050.00	013400	2.1		2,416.44	000100	52.5
	2,065.09	021200	50.0		2,420.50	000100	28.2
	2,075.00	000100	199.4		2,423.87	000100	12.2
	2,085.00	000100	149.1		2,424.00	000100	31.2
	2,100.00	000100	923.4		2,425.00	000100	20.0
	2,100.00	017600	35.4		2,430.59	000100	0.6
	2,100.00	019100	46.2		2,431.29	000100	25.1
	2,100.00	024500	325.2		2,431.37	000100	21.6
	2,124.78	000100	134.1		2,431.99	000100	6.0
	2,150.00	000100	200.6		2,431.99	024500	26.1
	2,157.14	000100	114.4		2,432.55	000100	812.8
	2,181.09	000100	114.7		2,432.59	013600	2.4
	2,181.61	000100	193.9		2,432.62	000100	166.6
	2,184.44	000100	56.2		2,438.85	000100	3,105.1
	2,184.56	000100	258.1		2,440.07	000100	43.8

**TABLE 8: BASE PRICE PAID TO GROWERS FOR GRAPES CRUSHED AND DELIVERED TO CALIFORNIA PROCESSORS FROM THE 2023 CROP WITH BRIX FACTORS AND PURCHASED TONNAGE, BY TYPE, VARIETY, REPORTING DISTRICT WHERE GROWN, AND WEIGHTED AVERAGE BASE PRICE**

District, Type, and Variety	Base Price	Brix	Tons	District, Type, and Variety	Base Price	Brix	Tons
	Per Ton	Factors			Per Ton	Factors	
	Dollars	Code <sup>1</sup>			Dollars	Code <sup>1</sup>	
<b>DISTRICT 3 (Cont'd)</b>					2,800.00	013400	1.4
Chardonnay * (Cont'd)	2,440.08	000100	10.0		2,800.00	013600	4.0
	2,441.00	000100	244.4		2,800.00	013800	28.8
	2,441.28	000100	122.4		2,800.00	015700	4.2
	2,441.28	016000	74.9		2,800.00	017200	56.2
	2,441.28	017200	10.2		2,800.00	017400	239.1
	2,442.00	024500	19.1		2,800.00	024500	38.0
	2,450.00	000100	2.6		2,804.68	000100	87.1
	2,450.00	001900	187.3		2,807.47	000100	6.5
	2,450.00	020800	4.2		2,816.33	000100	7.9
	2,459.41	000100	42.7		2,825.00	013100	108.3
	2,463.31	000100	104.5		2,828.00	000100	31.8
	2,487.08	000100	8.7		2,833.53	000100	365.2
	2,500.00	000100	2,883.4		2,845.51	017200	216.3
	2,500.00	001900	88.4		2,850.00	000100	160.6
	2,500.00	002200	45.7		2,850.00	002200	324.3
	2,500.00	013600	30.1		2,850.00	011300	3.0
	2,500.00	014000	2.0		2,850.00	015700	8.0
	2,500.00	017200	151.5		2,850.00	017200	1.7
	2,500.00	017400	1.8		2,851.71	000100	9.1
	2,500.00	024500	150.5		2,862.68	000100	21.0
	2,509.70	000100	74.7		2,868.97	000100	187.7
	2,518.71	000100	72.5		2,875.00	000100	445.1
	2,519.11	000100	50.3		2,875.11	000100	20.9
	2,528.01	000100	95.2		2,884.00	017400	145.7
	2,550.00	000100	2.5		2,884.00	017600	112.0
	2,550.00	001900	112.7		2,896.55	000100	20.8
	2,552.31	000100	20.4		2,900.00	000100	236.1
	2,556.00	000100	190.1		2,900.00	002200	148.8
	2,570.40	000100	86.6		2,900.00	015700	14.4
	2,575.00	000100	86.8		2,900.00	017200	114.6
	2,575.00	016000	19.7		2,900.00	017400	4.4
	2,586.00	000100	15.2		2,900.00	017600	138.2
	2,587.50	024500	301.2		2,900.00	020700	38.0
	2,592.00	000100	42.4		2,900.00	020800	20.1
	2,592.71	000100	53.8		2,900.00	021000	32.2
	2,600.00	000100	993.8		2,903.23	000100	532.4
	2,600.00	011100	3.2		2,903.45	000100	8.5
	2,600.00	013400	3.5		2,909.00	017200	8.1
	2,600.00	014000	3.4		2,917.55	000100	41.4
	2,600.00	017400	34.4		2,925.00	000100	4.8
	2,600.00	017600	140.0		2,925.00	002000	1,737.0
	2,605.86	000100	23.6		2,927.47	017400	45.0
	2,609.40	000100	104.9		2,927.48	000100	94.6
	2,618.21	000100	49.8		2,929.00	000100	39.2
	2,625.00	000100	399.3		2,940.00	000100	104.6
	2,625.23	000100	152.4		2,950.00	000100	12.3
	2,638.15	000100	111.3		2,958.00	000100	145.8
	2,650.00	000100	246.8		2,975.00	013100	31.5
	2,650.00	002200	225.6		3,000.00	000100	826.8
	2,650.00	013100	37.8		3,000.00	007800	2.8
	2,682.74	000100	11.9		3,000.00	009300	3.5
	2,685.00	000100	159.6		3,000.00	010900	2.1
	2,685.41	000100	39.7		3,000.00	013800	10.3
	2,689.36	000100	45.0		3,000.00	015700	35.5
	2,691.35	000100	28.8		3,000.00	017000	3.6
	2,692.31	000100	504.6		3,000.00	017200	27.8
	2,700.00	000100	1,125.6		3,000.00	017400	15.6
	2,700.00	002200	136.3		3,000.00	020400	36.1
	2,700.00	017000	49.0		3,000.00	020800	112.0
	2,700.00	020800	13.6		3,041.01	000100	54.3
	2,705.88	000100	53.0		3,045.00	000100	108.7
	2,709.68	000100	216.1		3,047.00	000100	26.7
	2,727.00	000100	84.2		3,048.56	000100	35.1
	2,750.00	000100	101.9		3,049.46	000100	45.8
	2,750.00	020800	21.0		3,050.00	000100	29.1
	2,756.52	000100	32.6		3,066.61	000100	10.1
	2,781.00	017600	195.7		3,090.00	000100	64.8
	2,793.10	000100	60.6		3,090.00	019500	23.4
	2,795.18	000100	76.6		3,100.00	000100	127.7
	2,799.30	000100	74.4		3,100.00	015700	6.6
	2,800.00	000100	1,314.8		3,100.00	017200	33.6
	2,800.00	001700	14.3		3,100.00	024500	52.1
	2,800.00	002200	64.6		3,111.11	000100	13.0
	2,800.00	011400	12.3		3,122.92	000100	19.1



**TABLE 8: BASE PRICE PAID TO GROWERS FOR GRAPES CRUSHED AND DELIVERED TO CALIFORNIA PROCESSORS FROM THE 2023 CROP WITH BRIX FACTORS AND PURCHASED TONNAGE, BY TYPE, VARIETY, REPORTING DISTRICT WHERE GROWN, AND WEIGHTED AVERAGE BASE PRICE**

District, Type, and Variety	Base Price	Brix	Tons	District, Type, and Variety	Base Price	Brix	Tons
	Per Ton	Factors			Per Ton	Factors	
	Dollars	Code <sup>1</sup>			Dollars	Code <sup>1</sup>	
<b>DISTRICT 3 (Cont'd)</b>					4,000.00	000100	171.8
Chardonnay * (Cont'd)	3,125.00	013100	20.2		4,000.00	011300	2.8
	3,150.00	013400	3.1		4,000.00	013400	1.9
	3,157.00	000100	7.3		4,000.00	013500	4.5
	3,160.00	000100	21.0		4,000.00	013600	2.0
	3,181.82	000100	13.6		4,000.00	015700	7.5
	3,182.69	000100	12.7		4,000.00	017000	14.6
	3,182.70	000100	10.0		4,000.00	017200	40.7
	3,200.00	000100	207.6		4,000.00	017600	100.1
	3,200.00	011300	80.3		4,000.00	020800	2.1
	3,200.00	017200	2.3		4,000.00	021000	5.0
	3,200.00	017400	122.8		4,000.00	024500	8.7
	3,200.00	017600	41.7		4,032.86	000100	147.3
	3,200.00	024500	7.6		4,042.50	000100	59.8
	3,211.59	000100	8.8		4,042.50	024500	5.4
	3,250.00	000100	56.2		4,048.24	000100	5.1
	3,277.71	017400	44.8		4,050.00	000100	7.0
	3,295.00	020800	1.7		4,095.00	000100	24.4
	3,299.83	000100	10.3		4,098.00	000100	9.8
	3,300.00	000100	67.0		4,100.00	015700	7.1
	3,300.00	008300	3.0		4,101.00	000100	73.5
	3,300.00	011300	2.0		4,104.88	000100	11.5
	3,300.00	011400	1.8		4,108.64	013100	15.6
	3,300.00	015700	13.4		4,132.00	000100	5.6
	3,300.00	017400	62.4		4,132.81	000100	18.1
	3,350.00	000100	14.7		4,134.00	000100	32.1
	3,360.00	000100	8.1		4,173.00	000100	12.2
	3,366.63	000100	10.5		4,195.00	000100	3.0
	3,369.00	000100	7.0		4,200.00	000100	34.3
	3,400.00	000100	17.5		4,200.00	013600	3.1
	3,400.00	015700	10.0		4,200.00	013800	12.6
	3,400.00	017400	60.4		4,200.00	021200	24.8
	3,423.47	000100	45.4		4,250.00	000100	29.6
	3,425.00	019200	28.6		4,250.00	015700	7.6
	3,450.00	000100	3.6		4,280.00	019200	5.8
	3,500.00	000100	508.2		4,300.00	000100	19.4
	3,500.00	008100	3.1		4,350.00	000100	4.1
	3,500.00	009300	1.0		4,353.59	000100	14.7
	3,500.00	011100	8.1		4,387.50	000100	6.0
	3,500.00	013100	2.1		4,400.00	013400	1.6
	3,500.00	013400	3.4		4,405.00	000100	3.2
	3,500.00	013800	13.8		4,410.00	015700	15.0
	3,500.00	017000	3.2		4,465.00	013100	6.1
	3,500.00	018900	10.4		4,493.43	000100	14.0
	3,500.00	019100	41.9		4,500.00	000100	201.5
	3,500.00	020800	5.3		4,500.00	009300	4.3
	3,500.00	021000	5.1		4,500.00	013100	29.5
	3,500.00	022800	1.9		4,500.00	013400	2.5
	3,502.00	000100	24.6		4,500.00	017200	1.3
	3,564.00	000100	4.4		4,586.41	000100	20.5
	3,575.00	000100	10.2		4,600.00	000100	49.9
	3,581.80	000100	17.6		4,600.00	015700	37.4
	3,600.00	000100	22.0		4,600.00	017400	16.5
	3,600.00	003200	12.3		4,600.00	020600	47.1
	3,605.00	019500	15.6		4,606.00	017200	4.0
	3,650.00	000100	6.4		4,635.00	000100	36.2
	3,675.00	000100	5.6		4,635.00	017200	65.4
	3,680.00	000100	2.0		4,650.00	000100	10.6
	3,694.54	000100	34.2		4,680.00	000100	21.8
	3,700.00	000100	8.4		4,700.00	000100	5.6
	3,708.00	013100	6.6		4,700.00	015700	2.4
	3,738.00	013100	9.3		4,750.00	000100	7.0
	3,739.94	000100	12.0		4,784.00	000100	5.9
	3,745.00	000100	7.0		4,795.42	000100	9.4
	3,748.00	000100	6.0		4,800.00	000100	52.1
	3,750.00	000100	5.2		4,800.00	013400	9.3
	3,750.00	015700	6.9		4,850.00	000100	6.2
	3,800.00	000100	50.1		4,890.99	000100	6.4
	3,800.00	010900	3.3		4,900.00	000100	5.1
	3,850.00	015700	3.3		4,930.64	000100	18.6
	3,900.00	000100	14.3		4,987.00	000100	6.7
	3,900.00	013400	4.0		5,000.00	000100	78.3
	3,900.00	019700	3.1		5,000.00	013100	8.2
	3,925.00	002000	179.9		5,000.00	015700	5.2
	3,950.00	000100	2.5		5,000.00	021200	3.6

**TABLE 8: BASE PRICE PAID TO GROWERS FOR GRAPES CRUSHED AND DELIVERED TO CALIFORNIA PROCESSORS FROM THE 2023 CROP WITH BRIX FACTORS AND PURCHASED TONNAGE, BY TYPE, VARIETY, REPORTING DISTRICT WHERE GROWN, AND WEIGHTED AVERAGE BASE PRICE**

District, Type, and Variety	Base Price Per Ton Dollars	Brix Factors Code <sup>1</sup>	Tons	District, Type, and Variety	Base Price Per Ton Dollars	Brix Factors Code <sup>1</sup>	Tons
<b>DISTRICT 3 (Cont'd)</b>							
Chardonnay * (Cont'd)	5,017.00	000100	21.4		9,747.00	017600	15.5
	5,100.85	000100	10.1		9,800.00	000100	8.0
	5,130.00	000100	14.3		10,000.00	000100	7.7
	5,150.00	013100	18.9		10,062.00	000100	2.1
	5,168.56	000100	3.1		10,322.00	000100	68.9
	5,194.00	000100	5.5		10,800.00	000100	4.5
	5,200.00	000100	89.7		11,000.00	000100	4.1
	5,200.00	013600	1.4		11,181.00	013800	10.0
	5,200.00	017200	3.4		20,000.00	000100	4.5
	5,219.00	000100	7.7		32,000.00	000100	3.9
	5,250.00	000100	7.8		50,000.00	000100	18.4
	5,268.00	000100	4.8		52,500.00	000100	6.9
	5,300.00	000100	21.2	Wtd. Avg. Base & Total Tons	2,556.41		59,367.0
	5,320.00	000100	9.8	Chenin Blanc	759.40	000100	2.3
	5,400.00	000100	17.3		1,400.00	009000	17.5
	5,450.00	000100	3.8		3,500.00	000100	0.9
	5,500.00	000100	122.8		3,500.00	013100	1.9
	5,500.00	011100	2.3		3,500.00	013800	8.1
	5,500.00	013100	11.2	Wtd. Avg. Base & Total Tons	2,097.61		30.7
	5,500.00	013600	0.9	Clairette Blanche <sup>2</sup>	2,600.00	013600	1.0
	5,500.00	017200	2.9		4,346.00	013600	0.2
	5,500.00	021000	2.9	Wtd. Avg. Base & Total Tons	2,891.00		1.2
	5,512.00	000100	2.4	Cortese	4,000.00	000100	3.4
	5,513.33	000100	3.3	Wtd. Avg. Base & Total Tons	4,000.00		3.4
	5,520.00	017200	1.0	Falaghina Greco <sup>2</sup>	3,200.00	000100	1.4
	5,591.00	000100	8.6		3,200.00	009300	1.8
	5,600.00	000100	15.2		3,500.00	009100	3.7
	5,700.00	000100	4.0	Wtd. Avg. Base & Total Tons	3,360.87		6.9
	5,700.00	015700	7.0	Fiano	2,500.00	000100	1.6
	5,747.00	021000	7.2		2,775.00	011300	4.1
	5,750.00	000100	7.3		2,900.00	010900	9.6
	5,763.00	000100	11.0		3,120.09	000100	5.0
	5,800.00	000100	16.8		3,200.00	000100	5.1
	5,800.00	013800	6.7		4,000.00	000100	2.6
	5,872.68	013100	10.7		4,000.00	013400	1.7
	5,972.85	000100	22.1	Wtd. Avg. Base & Total Tons	3,109.02		29.7
	6,000.00	000100	86.4	French Colombard	100.00	007800	0.3
	6,000.00	017200	5.5		1,200.00	000100	19.5
	6,000.00	021200	3.3		1,200.00	007800	1.6
	6,100.00	000100	1.2		1,800.00	000100	22.5
	6,100.00	013400	6.0	Wtd. Avg. Base & Total Tons	2,800.00	000100	3.4
	6,106.00	000100	7.6		1,593.45		47.3
	6,150.00	000100	15.2	Gewurztraminer	1,400.00	000100	0.6
	6,152.00	000100	37.8		1,800.00	012900	1.1
	6,200.00	000100	25.1		1,900.00	000100	12.7
	6,250.00	000100	1.8		1,950.00	000100	3.3
	6,275.00	007800	86.3		2,000.00	000100	2.0
	6,275.00	013100	43.6		2,100.00	000100	2.4
	6,292.00	017200	2.6		2,200.00	000100	6.9
	6,332.00	000100	1.5		2,250.00	000100	0.4
	6,400.00	014000	18.7		2,300.00	000100	9.1
	6,416.00	014000	12.7		2,326.00	000100	2.3
	6,425.32	000100	63.5		2,500.00	000100	2.1
	6,500.00	000100	45.9		2,600.00	000100	5.8
	6,500.00	011100	7.4		2,650.00	000100	4.4
	6,700.00	000100	59.0		2,700.00	000100	2.3
	6,700.00	015700	5.0		2,800.00	000100	23.0
	6,704.45	000100	27.2		2,800.00	000100	23.0
	6,800.00	000100	7.5		3,466.94	000100	3.4
	6,800.00	014000	1.6		3,500.00	000100	2.2
	7,000.00	000100	11.8	Wtd. Avg. Base & Total Tons	9,214.67	000100	6.2
	7,000.00	017400	2.5		2,926.87		90.2
	7,500.00	000100	88.8	Gray Riesling *	2,900.00	000100	4.4
	7,500.00	013800	3.2		3,000.00	000100	30.1
	7,528.12	000100	4.8		3,000.00	009000	11.2
	7,600.00	014000	2.7		3,000.00	017600	4.2
	8,000.00	000100	16.2				
	8,250.00	000100	7.2				
	8,300.00	021000	1.9				
	8,500.00	000100	9.2				
	9,000.00	000100	8.4				
	9,000.00	008303	4.6				
	9,214.67	000100	2.2				
	9,450.00	000100	2.0				

**TABLE 8: BASE PRICE PAID TO GROWERS FOR GRAPES CRUSHED AND DELIVERED TO CALIFORNIA PROCESSORS  
FROM THE 2023 CROP WITH BRIX FACTORS AND PURCHASED TONNAGE, BY TYPE, VARIETY, REPORTING DISTRICT  
WHERE GROWN, AND WEIGHTED AVERAGE BASE PRICE**

District, Type, and Variety	Base Price	Brix	Tons	District, Type, and Variety	Base Price	Brix	Tons
	Per Ton	Factors			Per Ton	Factors	
	Dollars	Code <sup>1</sup>			Dollars	Code <sup>1</sup>	
<b>DISTRICT 3 (Cont'd)</b>					3,100.00	000100	0.7
Gray Riesling * (Cont'd)	3,200.00	017200	2.3		3,200.00	000100	1.8
	3,200.00	021000	1.0	Wtd. Avg. Base & Total Tons	2,792.36		7.2
Wtd. Avg. Base & Total Tons	3,004.14		53.2				
Grenache Blanc *	1,000.00	000100	2.9	Pinot Blanc	1,800.00	000100	42.0
	1,500.00	000100	1.2		2,100.00	010700	3.5
	1,800.00	000100	3.5		2,145.15	000100	63.5
	1,800.00	021000	0.5		2,300.00	000100	8.1
	2,200.00	000100	3.1		2,500.00	000100	0.4
	2,500.00	000100	1.9		2,500.00	019700	4.2
	2,500.00	010900	4.3		2,700.00	000100	4.3
	2,600.00	000100	9.4		2,771.26	000100	5.6
	2,800.00	000100	16.3		3,000.00	000100	9.4
	3,000.00	000100	0.9	Wtd. Avg. Base & Total Tons	4,784.00	000100	3.9
	3,000.00	009300	0.9		2,231.08		144.9
	3,000.00	013600	3.2	Pinot Gris *	1,500.00	000100	41.1
	3,000.00	020800	7.3		1,600.00	017200	14.1
	3,100.00	000100	2.5		1,739.67	000100	51.0
	3,200.00	000100	5.0		1,806.00	000100	77.1
	3,500.00	000100	18.1		1,850.00	000100	84.6
	3,500.00	013800	2.0		1,900.00	000100	23.0
	4,346.00	000100	2.3		1,967.69	000100	10.0
	4,346.00	013600	1.7		2,000.00	000100	22.0
Wtd. Avg. Base & Total Tons	4,380.89	000100	4.8		2,084.25	017400	16.3
	2,981.62		91.8		2,100.00	000100	1.7
Gruner Veltliner	2,750.00	000100	0.9		2,100.00	002000	20.3
	3,000.00	000100	9.8		2,100.00	017200	59.3
	3,500.00	000100	2.1		2,115.07	000100	31.6
Wtd. Avg. Base & Total Tons	3,064.45		12.8		2,200.00	000100	51.4
Malvasia Bianca	1,500.00	000100	1.6		2,200.00	007600	44.2
	2,100.00	000100	3.9		2,300.00	017200	15.0
	2,150.00	013400	1.5		2,350.00	009300	2.9
	2,600.00	013600	11.6		2,500.00	013100	8.3
	3,500.00	000100	1.8		2,600.00	013600	2.2
	4,000.00	000100	2.0		2,650.00	000100	1.8
Wtd. Avg. Base & Total Tons	2,601.56		22.4		2,700.00	013100	2.3
					2,800.00	000100	4.3
Marsanne	2,300.00	000100	3.2		2,896.00	000100	1.5
	2,500.00	000100	1.6		3,000.00	000100	0.7
	2,600.00	000100	0.2	Wtd. Avg. Base & Total Tons	3,275.00	002000	1.5
	2,667.00	000100	8.9		4,000.00	000100	1.2
	3,186.00	000100	3.3		1,976.39		589.4
	3,500.00	000100	8.1	Ribolla Gialla *	2,500.00	000100	2.4
	3,535.00	000100	3.6		3,000.00	020800	4.4
	4,097.74	000100	2.9		3,275.00	002000	12.4
	4,500.00	013800	3.4		3,300.00	000100	4.6
Wtd. Avg. Base & Total Tons	3,249.70		35.2		3,800.00	009300	2.0
					4,000.00	000100	4.0
Melon	3,000.00	000100	7.1	Wtd. Avg. Base & Total Tons	3,308.39		29.8
Wtd. Avg. Base & Total Tons	3,000.00		7.1	Roussanne	1,800.00	024800	0.9
Moscato Gaillo *	2,544.76	000100	7.1		2,200.00	000100	1.8
Wtd. Avg. Base & Total Tons	2,544.76		7.1		2,300.00	000100	1.4
Muscat Blanc *	1,900.00	000100	1.0		2,500.00	000100	2.6
	1,900.00	013100	2.6		2,600.00	013600	1.3
	2,271.37	000100	44.6		2,800.00	000100	1.0
	2,338.00	000100	22.4		2,800.00	009300	1.1
	2,500.00	000100	3.0		3,300.00	000100	1.5
	2,600.00	000100	4.3		3,500.00	000100	5.6
	4,337.35	000100	2.1		3,500.00	013800	0.7
Wtd. Avg. Base & Total Tons	2,353.78		80.0		3,535.00	000100	3.0
					3,594.00	000100	3.1
Muscat Of Alexandria	6,300.00	000100	1.8		3,613.00	000100	2.0
Wtd. Avg. Base & Total Tons	6,300.00		1.8		4,000.00	000100	4.7
					4,000.00	011100	1.8
Palomino *	2,000.00	000100	1.5		4,346.00	013600	3.0
Wtd. Avg. Base & Total Tons	2,000.00		1.5		4,500.00	013600	1.1
					4,505.00	000100	2.3
Picpoul Blanc	2,350.00	000100	0.9	Wtd. Avg. Base & Total Tons	14,913.66	000100	0.9
	2,500.00	000100	1.0		3,755.47		43.2
	2,700.00	000100	2.8				

**TABLE 8: BASE PRICE PAID TO GROWERS FOR GRAPES CRUSHED AND DELIVERED TO CALIFORNIA PROCESSORS FROM THE 2023 CROP WITH BRIX FACTORS AND PURCHASED TONNAGE, BY TYPE, VARIETY, REPORTING DISTRICT WHERE GROWN, AND WEIGHTED AVERAGE BASE PRICE**

District, Type, and Variety	Base Price	Brix	Tons	District, Type, and Variety	Base Price	Brix	Tons
	Per Ton	Factors			Per Ton	Factors	
	Dollars	Code <sup>1</sup>			Dollars	Code <sup>1</sup>	
<b>DISTRICT 3 (Cont'd)</b>					2,094.00	000100	4.1
Sauvignon Blanc *	295.00	000100	15.0		2,100.00	000100	331.3
	472.29	000100	12.6		2,100.00	013100	6.6
	500.00	000100	4.5		2,112.00	000100	63.2
	759.40	000100	2.4		2,129.48	000100	60.9
	900.00	000100	9.7		2,150.00	000100	10.0
	1,000.00	000100	72.0		2,171.50	000100	80.3
	1,200.00	000100	122.0		2,196.54	000100	25.0
	1,250.00	017200	38.0		2,200.00	000100	449.4
	1,450.00	000100	15.4		2,200.00	001800	124.1
	1,500.00	000100	124.2		2,200.00	002200	18.9
	1,500.00	013100	1.7		2,200.00	011300	7.7
	1,500.00	020800	2.5		2,230.00	001900	218.4
	1,600.00	000100	83.6		2,243.11	000100	60.0
	1,600.00	017200	1.9		2,250.00	000100	30.5
	1,645.20	000100	35.0		2,250.00	009300	4.5
	1,650.00	000100	57.1		2,250.00	013600	18.9
	1,653.75	000100	351.8		2,300.00	000100	372.8
	1,675.00	000100	37.6		2,300.00	001800	44.0
	1,697.44	021200	16.6		2,300.00	011100	6.9
	1,700.00	000100	330.9		2,300.00	017000	195.6
	1,700.00	011100	6.0		2,310.00	000100	4.5
	1,700.00	017000	493.0		2,315.25	000100	20.9
	1,703.00	000100	161.8		2,323.00	000100	104.5
	1,750.00	000100	28.4		2,325.00	000100	24.0
	1,750.00	013400	167.9		2,334.00	000100	21.4
	1,750.00	017000	100.1		2,350.00	000100	54.0
	1,785.00	000100	101.1		2,350.00	013600	58.6
	1,785.00	020800	23.9		2,362.77	010900	2.3
	1,794.69	000100	17.4		2,369.00	000100	112.4
	1,794.71	000100	70.0		2,373.69	000100	44.8
	1,800.00	000100	503.9		2,400.00	000100	187.4
	1,800.00	013100	5.9		2,400.00	013600	6.1
	1,800.00	013600	11.3		2,400.00	014000	11.7
	1,800.00	017000	342.5		2,400.00	017400	5.5
	1,800.00	024300	4.0		2,401.81	000100	40.9
	1,802.50	017000	35.0		2,432.68	000100	34.6
	1,803.53	000100	29.0		2,493.91	013600	10.3
	1,819.00	000100	4.1		2,500.00	000100	355.2
	1,823.66	000100	130.6		2,500.00	011100	1.1
	1,824.00	000100	165.6		2,500.00	011300	3.2
	1,825.00	017000	67.1		2,500.00	017000	48.6
	1,833.77	000100	98.7		2,500.00	020800	0.5
	1,844.70	000100	44.0		2,500.00	021200	10.2
	1,850.00	000100	99.5		2,500.00	024500	138.2
	1,850.00	017000	35.6		2,520.00	000100	54.7
	1,864.00	013500	26.6		2,600.00	000100	16.5
	1,868.70	000100	24.4		2,600.00	013600	6.2
	1,889.17	000100	17.2		2,600.00	014000	3.9
	1,896.58	000100	340.5		2,650.00	000100	112.7
	1,900.00	000100	617.7		2,700.00	000100	81.7
	1,900.00	001800	70.4		2,700.00	013600	4.1
	1,900.00	013200	2.1		2,750.00	000100	11.7
	1,900.00	017000	192.0		2,781.00	000100	14.1
	1,907.00	000100	35.3		2,800.00	000100	30.8
	1,909.62	000100	26.1		2,800.00	013600	1.5
	1,920.00	000100	526.4		2,800.00	017000	41.8
	1,920.24	000100	22.7		2,850.00	020800	7.1
	1,921.45	000100	1,699.7		2,875.00	017400	3.4
	1,925.00	000100	10.0		2,900.00	015500	3.0
	1,950.00	000100	533.8		2,900.00	020800	3.4
	1,950.00	013600	9.7		2,925.00	000100	6.6
	1,950.00	017000	161.8		2,950.00	000100	3.0
	1,976.00	000100	76.4		2,957.79	000100	23.3
	2,000.00	000100	404.2		2,973.00	017200	4.0
	2,000.00	001800	80.3		3,000.00	000100	133.8
	2,000.00	013500	49.2		3,000.00	013400	2.4
	2,000.00	017200	182.0		3,000.00	013600	3.0
	2,000.00	020800	8.7		3,050.00	000100	24.9
	2,009.39	000100	23.8		3,071.00	000100	7.5
	2,020.00	000100	93.7		3,090.00	000100	1.6
	2,020.39	000100	5.9		3,090.00	017400	10.7
	2,039.63	000100	11.0		3,100.00	000100	10.1
	2,050.00	000100	280.2		3,100.00	017400	6.0
	2,050.00	017000	24.3		3,150.00	000100	9.1

**TABLE 8: BASE PRICE PAID TO GROWERS FOR GRAPES CRUSHED AND DELIVERED TO CALIFORNIA PROCESSORS  
FROM THE 2023 CROP WITH BRIX FACTORS AND PURCHASED TONNAGE, BY TYPE, VARIETY, REPORTING DISTRICT  
WHERE GROWN, AND WEIGHTED AVERAGE BASE PRICE**

District, Type, and Variety	Base Price	Brix	Tons	District, Type, and Variety	Base Price	Brix	Tons
	Per Ton	Factors			Per Ton	Factors	
	Dollars	Code <sup>1</sup>			Dollars	Code <sup>1</sup>	
<b>DISTRICT 3 (Cont'd)</b>							
Sauvignon Blanc *(Cont'd)	3,200.00	011100	3.8		2,200.00	000100	1.1
	3,250.00	000100	4.3		2,250.00	000100	42.7
	3,250.00	018900	2.8		2,400.00	000100	2.0
	3,273.23	000100	32.0		2,400.00	014000	6.9
	3,300.00	000100	45.4		2,475.00	000100	4.3
	3,319.02	000100	4.4		2,484.00	000100	4.0
	3,400.00	000100	9.7		2,546.00	000100	5.1
	3,500.00	000100	17.0		2,600.00	010700	1.5
	3,500.00	013800	4.3		2,700.00	000100	1.7
	3,500.00	017600	2.4		2,800.00	000100	2.0
	3,600.00	000100	3.1		3,200.00	000100	14.1
	3,753.60	000100	14.3		4,000.00	000100	2.4
	4,000.00	000100	24.8	Wtd. Avg. Base & Total Tons	2,388.62		111.8
	4,250.00	000100	2.9	Vernaccia	2,200.00	000100	1.1
	4,500.00	000100	2.0		2,550.00	000100	17.8
	4,568.71	000100	13.4	Wtd. Avg. Base & Total Tons	2,529.63		18.9
	4,926.00	000100	4.3	Viognier	1,800.00	027800	2.0
	5,000.00	000100	2.1		2,000.00	000100	3.5
	6,165.00	000100	25.7		2,100.00	000100	1.3
	9,214.67	000100	0.9		2,300.00	000100	4.8
	11,139.59	000100	4.9		2,400.00	000100	11.3
Wtd. Avg. Base & Total Tons	2,034.31		13,940.6		2,400.00	019100	2.3
Sauvignon Gris	1,862.79	000100	18.5		2,450.00	000100	2.6
	2,500.00	000100	4.3		2,500.00	013400	2.9
Wtd. Avg. Base & Total Tons	1,982.97		22.8		2,600.00	000100	27.0
Sauvignon Vert *	2,400.00	000100	2.2		2,650.00	000100	4.4
	2,402.97	000100	6.5		2,652.25	000100	14.7
Wtd. Avg. Base & Total Tons	2,402.22		8.7		2,700.00	000100	0.2
Semillon	2,000.00	000100	1.8		2,750.00	000100	4.5
	2,045.00	000100	18.8		2,800.00	000100	0.4
	2,400.00	017200	1.9		2,834.26	000100	5.3
	2,500.00	000100	70.9		2,850.00	000100	4.4
	2,650.00	000100	2.3		2,880.90	000100	15.4
	2,668.00	000100	3.3		2,881.00	000100	5.1
	2,770.51	000100	1.2		2,900.00	000100	10.5
	2,884.83	000100	2.1		2,940.00	000100	12.8
	2,885.00	000100	17.7		2,986.00	000100	15.3
	2,907.59	000100	24.9		3,000.00	000100	63.7
	3,000.00	000100	6.9		3,000.00	011100	4.5
	3,000.00	017200	7.5		3,000.00	017400	2.1
	3,019.00	000100	13.9		3,000.00	017600	3.3
	3,090.00	000100	3.3		3,000.00	021200	8.0
	3,100.00	017400	2.4		3,000.00	024800	3.2
	3,173.31	000100	13.2		3,100.00	000100	3.1
	3,200.00	010700	1.0		3,100.00	013600	1.0
	3,282.63	000100	5.4		3,100.00	043690	1.3
	4,000.00	000100	2.0		3,118.00	000100	4.5
	4,346.00	000100	1.6		3,119.06	024500	20.5
	4,346.00	043690	1.9		3,150.00	000100	1.7
	4,400.00	000100	0.9		3,150.00	017600	20.0
	4,500.00	000100	4.1		3,250.00	000100	5.7
	4,700.00	000100	0.7		3,300.00	000100	1.8
Wtd. Avg. Base & Total Tons	4,848.39	000100	5.4		3,400.00	000100	6.0
	2,846.62		215.1		3,401.11	000100	1.0
Symphony	1,500.00	000100	0.5		3,500.00	000100	28.6
Wtd. Avg. Base & Total Tons	1,500.00		0.5		3,500.00	013800	1.7
Tocai Friulano	3,050.00	000100	8.2		3,600.00	021000	0.9
	3,275.00	002000	3.8		3,601.13	000100	3.8
	4,000.00	000100	3.6		3,700.00	000100	1.3
Wtd. Avg. Base & Total Tons	3,324.04		15.6		3,739.34	000100	1.7
Verdelho	2,200.00	000100	1.0		3,775.00	000100	1.2
Wtd. Avg. Base & Total Tons	2,200.00		1.0		3,800.00	000100	2.1
Vermentino *	1,500.00	000100	7.9		3,800.00	009000	2.3
	1,500.00	009300	2.1		3,800.00	024500	2.2
	1,800.00	021200	0.8		4,000.00	013000	2.5
	2,150.00	000100	13.2		4,153.19	000100	1.0
				Wtd. Avg. Base & Total Tons	3,145.50		361.7

**TABLE 8: BASE PRICE PAID TO GROWERS FOR GRAPES CRUSHED AND DELIVERED TO CALIFORNIA PROCESSORS  
FROM THE 2023 CROP WITH BRIX FACTORS AND PURCHASED TONNAGE, BY TYPE, VARIETY, REPORTING DISTRICT  
WHERE GROWN, AND WEIGHTED AVERAGE BASE PRICE**

District, Type, and Variety	Base Price	Brix	Tons	District, Type, and Variety	Base Price	Brix	Tons
	Per Ton	Factors			Per Ton	Factors	
	Dollars	Code <sup>1</sup>			Dollars	Code <sup>1</sup>	
<b>DISTRICT 3 (Cont'd)</b>							
White Riesling *	500.00	008550	1.0	Barbera	1,750.00	000100	4.4
	1,500.00	000100	3.0		2,000.00	000100	0.5
	2,000.00	000100	19.6		2,000.00	027800	0.7
	2,200.00	000100	3.7		2,200.00	000100	1.2
	2,400.00	000100	2.7		3,000.00	000100	1.0
	2,539.95	000100	6.5		3,100.00	000100	4.0
	2,750.00	000100	10.5		3,182.70	000100	20.0
	2,800.00	000100	3.2		3,288.34	000100	8.3
	2,900.00	010900	6.1		3,297.00	000100	5.3
	3,000.00	000100	1.9		3,500.00	000100	1.7
	3,000.00	013100	1.7		3,500.00	020800	3.1
	3,027.31	000100	0.3		3,500.00	023100	16.0
	3,130.00	000100	13.8		3,605.00	000100	5.3
	3,300.00	000100	3.9		3,800.00	000100	3.3
	3,500.00	000100	4.3		4,000.00	000100	29.7
	4,000.00	000100	9.4		4,216.00	000100	15.6
	4,000.00	009100	2.5		4,869.61	000100	2.9
	5,000.00	000100	7.8	Wtd. Avg. Base & Total Tons	3,574.79		123.0
	5,500.00	009100	1.4				
	6,000.00	008303	0.4	Cabernet Franc	500.00	000100	0.4
Wtd. Avg. Base & Total Tons	2,993.03		103.7		500.00	013600	1.4
					759.40	000100	0.1
Other White Wine <sup>4</sup>	100.00	021000	3.0		900.00	000100	1.9
	759.40	000100	0.8		1,000.00	000100	5.5
	2,000.00	015500	1.1		1,000.00	021500	2.0
	2,500.00	000100	1.5		1,500.00	000100	1.9
	2,600.00	000100	1.6		2,000.00	007600	1.8
	2,600.00	009300	1.0		2,000.00	021000	2.0
	2,750.00	000100	0.9		2,000.00	027800	1.8
	2,800.00	000100	2.1		2,145.86	000100	22.4
	2,976.99	000100	7.8		2,200.00	000100	10.0
	3,000.00	000100	1.4		2,200.00	014000	5.1
	3,000.00	013800	3.8		2,500.00	000100	1.4
	3,025.00	002000	3.2		2,580.00	013400	0.8
	3,200.00	000100	1.5		2,700.00	000100	3.5
	3,700.00	000100	4.1		2,750.00	017200	2.0
	3,941.00	000100	5.0		2,765.00	000100	0.4
	4,000.00	000100	11.6		3,000.00	000100	44.4
	4,250.00	000100	1.6		3,000.00	017400	5.0
	10,753.00	014000	3.3		3,000.00	021000	2.2
Wtd. Avg. Base & Total Tons	3,595.53		55.3		3,000.00	024500	0.5
					3,000.00	028100	0.9
<b>Wine Grapes (Red)</b>					3,050.00	000100	2.5
Aglianico	2,000.00	024500	0.6		3,100.00	000100	9.2
	2,880.00	000100	0.7		3,135.42	017400	4.2
	2,900.00	000100	0.5		3,200.00	000100	11.3
	3,000.00	000100	1.6		3,200.00	021500	3.7
	3,600.00	000100	2.7		3,248.00	000100	12.8
	4,200.00	000100	3.9		3,250.00	000100	11.8
Wtd. Avg. Base & Total Tons	3,556.60		10.0		3,300.00	000100	6.0
					3,500.00	000100	17.6
Aleatico	2,875.00	000100	1.6		3,500.00	017200	3.4
	3,100.00	000100	14.4		3,500.00	021000	1.6
Wtd. Avg. Base & Total Tons	3,077.50		16.0		3,500.00	023400	1.0
					3,550.00	000100	1.3
Alicante Bouschet *	2,000.00	000100	0.4		3,550.00	023100	3.1
	2,500.00	017400	0.5		3,561.08	000100	3.9
	2,500.00	024600	1.2		3,600.00	019100	1.5
	2,500.00	025100	2.8		3,700.00	000100	3.0
	2,960.00	000100	2.4		3,750.00	000100	2.4
	3,000.00	000100	0.5		3,800.00	000100	68.1
	3,250.00	000100	10.1		3,800.00	011300	2.2
	3,300.00	000100	5.8		3,800.00	017200	1.5
	3,600.00	000100	28.6		3,832.85	000100	1.4
	3,700.00	000100	4.6		3,850.00	000100	2.2
	3,800.00	000100	19.0		3,900.00	000100	2.2
	4,000.00	000100	3.6		3,900.00	004265	0.8
	4,100.00	017400	0.5		4,000.00	000100	42.2
	4,300.00	013800	6.0		4,000.00	011300	0.4
	6,160.00	000100	0.2		4,000.00	013600	1.9
	10,753.00	017900	1.3		4,000.00	017400	1.4
Wtd. Avg. Base & Total Tons	3,682.97		87.5		4,000.00	023100	9.0
					4,034.00	024800	2.3
					4,039.58	021000	1.3
					4,100.00	000100	2.3

**TABLE 8: BASE PRICE PAID TO GROWERS FOR GRAPES CRUSHED AND DELIVERED TO CALIFORNIA PROCESSORS  
FROM THE 2023 CROP WITH BRIX FACTORS AND PURCHASED TONNAGE, BY TYPE, VARIETY, REPORTING DISTRICT  
WHERE GROWN, AND WEIGHTED AVERAGE BASE PRICE**

District, Type, and Variety	Base Price	Brix	Tons	District, Type, and Variety	Base Price	Brix	Tons
	Per Ton	Factors			Per Ton	Factors	
	Dollars	Code <sup>1</sup>			Dollars	Code <sup>1</sup>	
<b>DISTRICT 3 (Cont'd)</b>					2,107.93	000100	170.4
Cabernet Franc (Cont'd)	4,192.45	000100	4.0		2,121.80	025100	143.9
	4,197.90	000100	25.4		2,150.00	000100	2.4
	4,200.00	000100	15.2		2,175.00	000100	1.4
	4,200.00	011300	4.0		2,193.04	000100	196.9
	4,200.00	017200	7.0		2,200.00	000100	58.6
	4,216.89	020800	1.4		2,275.00	064800	21.2
	4,243.60	000100	15.9		2,286.20	000100	60.9
	4,300.00	000100	7.8		2,300.00	000100	404.3
	4,360.00	000100	2.7		2,300.00	024800	109.2
	4,438.00	000100	5.2		2,307.99	000100	62.2
	4,438.04	000100	38.4		2,333.98	025100	266.3
	4,500.00	000100	30.5		2,338.14	000100	0.6
	4,500.00	014000	1.6		2,350.00	000100	15.6
	4,500.00	017400	2.8		2,366.00	000100	3.4
	4,500.00	021200	2.0		2,400.00	000100	326.4
	4,500.00	025100	4.4		2,400.00	020800	100.3
	4,700.00	000100	2.4		2,400.00	024500	57.9
	4,700.00	024300	0.4		2,400.00	024800	141.0
	4,707.42	024800	3.3		2,467.50	000100	16.7
	4,789.50	000100	23.7		2,471.00	000100	1,016.4
	4,900.00	000100	2.8		2,475.00	000100	29.8
	5,000.00	000100	42.4		2,500.00	000100	592.7
	5,100.00	027600	4.7		2,500.00	002600	31.9
	5,271.00	000100	2.1		2,500.00	017400	0.8
	5,300.00	024500	2.6		2,500.00	019700	0.5
	5,500.00	000100	8.2		2,500.00	021500	18.6
	6,000.00	000100	18.5		2,500.00	024500	20.4
	6,000.00	013800	2.0		2,518.00	000100	0.6
	6,000.00	021000	0.5		2,520.00	000100	30.6
	6,288.00	000100	5.0		2,520.00	021000	672.5
	6,293.27	000100	0.9		2,550.00	000100	524.0
	6,296.85	000100	14.0		2,550.00	024800	85.0
	6,500.00	000100	3.1		2,560.00	000100	20.7
	6,700.00	000100	1.9		2,570.43	025100	79.8
	6,825.00	000100	4.4		2,572.68	000100	39.5
	7,000.00	000100	7.0		2,572.68	024800	53.2
	7,336.79	000100	4.5		2,575.00	000100	103.1
	9,214.67	000100	10.2		2,575.00	024800	143.6
	10,000.00	000100	6.6		2,580.00	013400	0.6
	10,500.00	002600	7.6		2,600.00	000100	610.0
	10,903.00	000100	2.7		2,600.00	024500	36.1
	11,026.13	000100	23.9		2,600.00	024800	29.7
	12,000.00	000100	1.6		2,645.00	000100	343.9
	15,000.00	000100	1.9		2,650.00	000100	38.9
	21,834.50	000100	0.8		2,676.81	000100	6.3
	25,000.00	000100	1.7		2,682.68	000100	20.2
Wtd. Avg. Base & Total Tons	4,605.82		736.6		2,700.00	000100	358.5
					2,700.00	024500	50.4
Cabernet Sauvignon	100.00	021000	16.1		2,700.00	024800	459.0
	500.00	000100	4.5		2,710.05	021000	183.6
	500.00	017400	24.0		2,723.73	000100	105.6
	600.00	000100	1,281.2		2,730.00	000100	195.6
	600.00	017200	142.8		2,750.00	000100	352.2
	621.25	000100	10.3		2,769.00	000100	10.3
	900.00	000100	18.0		2,770.00	000100	325.2
	1,000.00	000100	3,683.4		2,789.00	000100	2.8
	1,200.00	000100	11.6		2,800.00	000100	451.8
	1,250.00	000100	45.0		2,800.00	017200	180.3
	1,390.00	000100	24.5		2,800.00	024500	104.7
	1,500.00	000100	167.1		2,800.00	024800	6.3
	1,500.00	021800	6.4		2,823.87	000100	75.3
	1,515.00	017900	2.1		2,823.87	021000	2.3
	1,600.00	000100	2.1		2,823.87	024500	58.3
	1,633.88	000100	11.2		2,823.87	024800	7.5
	1,700.00	021500	5.8		2,823.87	058669	12.6
	1,700.00	024500	3.3		2,823.87	066325	181.5
	1,731.00	000100	7.2		2,823.87	070238	19.9
	1,750.00	000100	8.3		2,835.00	000100	3.5
	1,800.00	000100	0.9		2,835.00	025100	0.8
	1,975.79	000100	48.5		2,850.00	000100	283.5
	2,000.00	000100	69.6		2,850.00	024800	42.2
	2,000.00	024600	1.0		2,853.00	000100	42.0
	2,000.00	027800	19.2		2,866.50	000100	1.8
	2,100.00	000100	26.9		2,867.00	000100	1,269.0

**TABLE 8: BASE PRICE PAID TO GROWERS FOR GRAPES CRUSHED AND DELIVERED TO CALIFORNIA PROCESSORS FROM THE 2023 CROP WITH BRIX FACTORS AND PURCHASED TONNAGE, BY TYPE, VARIETY, REPORTING DISTRICT WHERE GROWN, AND WEIGHTED AVERAGE BASE PRICE**

District, Type, and Variety	Base Price	Brix	Tons	District, Type, and Variety	Base Price	Brix	Tons
	Per Ton	Factors			Per Ton	Factors	
	Dollars	Code <sup>1</sup>			Dollars	Code <sup>1</sup>	
<b>DISTRICT 3 (Cont'd)</b>					3,400.00	000100	133.1
Cabernet Sauvignon (Cont'd)					3,400.00	017400	161.2
	2,867.08	000100	254.7		3,411.00	000100	22.2
	2,867.08	020800	49.4		3,430.15	000100	162.3
	2,875.00	000100	15.9		3,480.58	000100	53.4
	2,900.00	000100	768.8		3,489.00	000100	3.2
	2,900.00	024500	34.4		3,498.49	021500	20.1
	2,900.00	027100	29.7		3,500.00	000100	451.7
	2,923.76	000100	50.0		3,500.00	013600	25.6
	2,925.00	000100	98.2		3,500.00	016100	4.1
	2,926.85	000100	164.5		3,500.00	017400	24.9
	2,940.93	000100	126.3		3,500.00	017900	26.1
	2,950.00	000100	56.6		3,500.00	020800	4.6
	2,950.00	017200	4.4		3,500.00	022800	1.0
	2,961.86	000100	77.0		3,500.00	024500	1.3
	2,966.13	000100	1,401.2		3,500.89	000100	15.0
	2,968.23	000100	100.9		3,517.50	000100	226.6
	2,970.34	000100	72.9		3,524.12	000100	95.3
	2,970.68	020800	50.1		3,537.36	000100	135.4
	2,974.56	000100	32.4		3,546.67	000100	25.3
	2,979.50	000100	15.7		3,546.79	000100	15.0
	2,980.00	000100	66.5		3,550.00	000100	2.1
	3,000.00	000100	991.3		3,564.82	000100	93.2
	3,000.00	011300	3.5		3,570.00	000100	5.9
	3,000.00	011600	4.7		3,572.61	000100	23.7
	3,000.00	017400	1.8		3,600.00	000100	48.1
	3,000.00	020800	2.8		3,605.00	000100	54.8
	3,000.00	021000	0.9		3,605.01	000100	0.5
	3,000.00	024800	27.2		3,638.49	000100	29.8
	3,000.00	028100	1.9		3,650.00	000100	19.6
	3,000.73	000100	27.0		3,654.00	000100	42.4
	3,021.54	000100	129.8		3,675.00	000100	41.4
	3,026.94	000100	119.8		3,700.00	000100	47.9
	3,030.00	017400	3.3		3,700.00	003200	6.9
	3,030.00	017900	24.0		3,700.00	017900	106.8
	3,037.39	000100	63.8		3,713.15	000100	112.5
	3,045.00	000100	77.1		3,713.35	000100	28.7
	3,050.00	000100	397.6		3,750.00	000100	24.4
	3,054.00	000100	1.0		3,750.00	024500	4.5
	3,057.00	000100	42.2		3,760.00	000100	7.6
	3,058.34	000100	5.3		3,787.00	000100	35.6
	3,063.00	000100	5.6		3,800.00	000100	51.9
	3,069.95	000100	24.7		3,800.00	017600	10.4
	3,100.00	000100	170.1		3,812.22	000100	158.4
	3,100.00	017400	3.2		3,816.46	000100	3.8
	3,105.30	000100	100.4		3,854.82	000100	89.0
	3,106.26	024500	185.4		3,855.97	000100	18.2
	3,121.20	000100	145.7		3,858.75	000100	2.1
	3,126.42	000100	16.7		3,861.88	000100	23.8
	3,150.00	000100	52.7		3,900.00	000100	8.0
	3,153.79	000100	52.6		3,937.50	000100	38.8
	3,154.00	000100	565.1		3,938.00	000100	5.8
	3,167.50	000100	3.7		3,957.75	000100	56.8
	3,200.00	000100	462.5		4,000.00	000100	208.5
	3,200.00	004255	69.0		4,000.00	003200	35.0
	3,200.00	017900	119.5		4,000.00	011300	4.5
	3,200.00	021000	11.7		4,000.00	013600	8.1
	3,200.00	021500	8.0		4,000.00	020800	8.7
	3,200.00	025100	32.8		4,000.00	021000	80.4
	3,213.00	000100	20.9		4,000.00	024800	5.0
	3,216.14	000100	23.3		4,000.00	025100	51.3
	3,218.00	000100	0.2		4,010.42	000100	493.4
	3,247.45	024500	44.6		4,011.76	000100	28.8
	3,248.00	000100	25.1		4,040.00	000100	15.3
	3,250.00	000100	102.8		4,040.00	017900	67.6
	3,255.00	000100	81.5		4,080.00	000100	14.6
	3,267.75	000100	108.8		4,100.00	000100	46.7
	3,270.00	000100	47.5		4,117.00	066122	6.6
	3,300.00	000100	87.1		4,120.00	000100	24.3
	3,326.62	000100	12.8		4,135.40	000100	9.4
	3,350.00	000100	3.0		4,150.00	000100	8.7
	3,350.00	021200	6.0		4,200.00	000100	62.6
	3,361.22	000100	57.9		4,200.00	021600	6.3
	3,366.00	000100	159.4		4,200.00	024300	2.3
	3,377.78	000100	175.5		4,200.00	024500	6.2
	3,388.64	000100	266.8				



**TABLE 8: BASE PRICE PAID TO GROWERS FOR GRAPES CRUSHED AND DELIVERED TO CALIFORNIA PROCESSORS FROM THE 2023 CROP WITH BRIX FACTORS AND PURCHASED TONNAGE, BY TYPE, VARIETY, REPORTING DISTRICT WHERE GROWN, AND WEIGHTED AVERAGE BASE PRICE**

District, Type, and Variety	Base Price	Brix	Tons	District, Type, and Variety	Base Price	Brix	Tons
	Per Ton	Factors			Per Ton	Factors	
	Dollars	Code <sup>1</sup>			Dollars	Code <sup>1</sup>	
<b>DISTRICT 3 (Cont'd)</b>							
Cabernet Sauvignon (Cont'd)							
	4,203.00	000100	11.8		7,570.12	000100	10.3
	4,250.00	022800	5.9		7,575.00	000100	7.5
	4,300.00	000100	5.0		8,000.00	000100	24.8
	4,305.00	000100	39.5		8,000.00	025100	12.1
	4,326.27	000100	16.5		8,500.00	000100	36.2
	4,347.42	000100	18.0		8,500.00	011300	2.6
	4,363.80	021000	2.1		8,500.00	025100	8.5
	4,435.74	000100	19.6		9,000.00	000100	11.3
	4,449.00	000100	1.5		9,214.67	000100	49.6
	4,449.20	000100	26.2		9,500.00	000100	5.8
	4,500.00	000100	468.8		9,950.00	025100	14.7
	4,500.00	002200	5.3		10,000.00	000100	49.9
	4,500.00	013800	4.2		10,000.00	013600	2.9
	4,500.00	014000	3.9		10,000.00	025100	2.1
	4,500.00	017600	21.8		10,500.00	002600	16.0
	4,500.00	020800	5.5		12,488.00	000100	42.8
	4,500.00	022800	2.2		12,804.44	000100	52.5
	4,500.00	024500	17.7		13,000.00	000100	4.7
	4,500.00	025100	58.4		15,000.00	000100	3.8
	4,568.71	000100	42.9		16,275.00	000100	1.0
	4,587.10	000100	43.8		17,000.00	000100	3.0
	4,600.00	027600	10.8		18,000.00	000100	6.1
	4,635.00	000100	21.4		21,834.50	000100	2.1
	4,657.95	000100	16.1	Wtd. Avg. Base & Total Tons	2,882.19		32,826.1
	4,700.00	000100	23.0				
	4,738.40	000100	16.5	Carignane	500.00	000100	6.5
	4,750.00	000100	1.0		1,900.00	000100	10.9
	4,900.00	000100	19.9		2,000.00	000100	0.9
	4,941.77	000100	79.1		2,150.00	000100	6.4
	4,955.79	002300	9.5		2,400.00	000100	2.1
	5,000.00	000100	438.2		2,400.00	017400	1.8
	5,000.00	011300	2.3		2,500.00	026800	8.1
	5,000.00	017400	5.2		2,600.00	000100	7.2
	5,000.00	028100	4.9		2,700.00	000100	22.1
	5,050.00	025100	47.0		2,800.00	000100	23.6
	5,100.00	025100	31.1		2,821.04	000100	2.8
	5,150.00	000100	26.8		2,822.93	000100	9.6
	5,250.00	021000	2.8		2,960.00	000100	2.5
	5,330.00	000100	12.7		3,000.00	000100	14.2
	5,447.00	000100	9.7		3,000.00	017200	10.4
	5,500.00	000100	69.4		3,050.00	000100	16.9
	5,500.00	003100	4.0		3,200.00	000100	3.3
	5,500.00	011300	2.5		3,300.00	027100	9.0
	5,500.00	017400	7.9		3,400.00	000100	4.7
	5,700.00	025100	22.4		3,500.00	000100	5.5
	5,795.00	000100	3.1		3,607.00	000100	1.5
	5,834.95	000100	117.4		3,800.00	000100	2.6
	6,000.00	000100	18.8		4,000.00	019700	1.0
	6,000.00	011300	3.4		4,100.00	017400	0.6
	6,000.00	017400	4.7		4,500.00	000100	0.4
	6,000.00	017900	6.0		4,650.00	000100	0.3
	6,100.00	000100	470.4		5,000.00	000100	6.5
	6,180.00	000100	67.2	Wtd. Avg. Base & Total Tons	10,753.00	017900	5.7
	6,180.00	021200	5.1		3,076.28		187.1
	6,241.80	023400	19.0				
	6,365.40	000100	5.1	Carmenere	2,688.39	000100	5.3
	6,500.00	000100	52.2		3,000.00	000100	1.8
	6,500.00	025100	12.6	Wtd. Avg. Base & Total Tons	2,767.39		7.1
	6,600.00	000100	5.8				
	6,700.00	000100	47.8	Cinsaut *	1,000.00	017400	0.2
	6,750.00	024800	1.8		2,075.74	000100	1.4
	6,800.00	000100	5.7		2,800.00	000100	1.1
	6,875.00	000100	3.1		3,500.00	000100	4.0
	6,900.00	000100	18.4	Wtd. Avg. Base & Total Tons	3,012.84		6.7
	6,935.00	021500	9.1				
	7,000.00	000100	27.9	Counoise	1,000.00	017400	0.3
	7,000.00	013800	5.2		1,800.00	017200	0.8
	7,200.00	000100	4.3		2,800.00	000100	2.6
	7,300.00	025100	7.8	Wtd. Avg. Base & Total Tons	2,437.84		3.7
	7,350.00	000100	1.4				
	7,469.00	000100	3.5	Dolcetto	2,300.00	000100	5.5
	7,469.00	021500	4.4		2,832.00	000100	2.4
	7,500.00	000100	27.9		3,600.00	000100	2.3
	7,500.00	017400	3.1		4,000.00	000100	3.4
				Wtd. Avg. Base & Total Tons	3,038.74		13.6

**TABLE 8: BASE PRICE PAID TO GROWERS FOR GRAPES CRUSHED AND DELIVERED TO CALIFORNIA PROCESSORS FROM THE 2023 CROP WITH BRIX FACTORS AND PURCHASED TONNAGE, BY TYPE, VARIETY, REPORTING DISTRICT WHERE GROWN, AND WEIGHTED AVERAGE BASE PRICE**

District, Type, and Variety	Base Price	Brix	Tons	District, Type, and Variety	Base Price	Brix	Tons
	Per Ton	Factors			Per Ton	Factors	
	Dollars	Code <sup>1</sup>			Dollars	Code <sup>1</sup>	
<b>DISTRICT 3 (Cont'd)</b>					3,500.00	021000	2.6
Freisa	4,000.00	000100	0.5		3,500.00	023400	1.1
Wtd. Avg. Base & Total Tons	4,000.00		0.5		3,581.90	021000	2.1
Gamay Noir Au Jus Blanc	759.40	000100	1.1		3,600.00	000100	5.9
	2,000.00	009300	3.0		3,650.00	000100	3.9
	3,000.00	000100	1.2		3,701.25	021000	1.0
	4,000.00	000100	2.1		3,750.00	017200	1.8
Wtd. Avg. Base & Total Tons	2,545.32		7.4		3,767.04	000100	8.5
					3,800.00	000100	4.0
					3,800.00	024800	6.1
Graciano	500.00	001000	0.5		3,900.00	000100	10.1
	2,000.00	029125	1.6		4,000.00	000100	7.5
Wtd. Avg. Base & Total Tons	1,642.86		2.1		4,000.00	009900	2.6
					4,000.00	013100	1.9
Grenache *	500.00	013200	2.6		4,000.00	017600	2.5
	500.00	027600	8.0		4,000.00	020800	1.9
	800.00	000100	1.9		4,000.00	021800	2.0
	1,000.00	017600	2.9		4,000.00	026800	2.6
	1,500.00	000100	1.8		4,080.00	021200	3.9
	1,500.00	009100	0.8		4,100.00	000100	12.8
	1,750.00	000100	6.7		4,105.95	025100	14.0
	1,900.00	000100	22.9		4,150.00	000100	4.1
	1,950.00	013400	1.9		4,200.00	000100	3.7
	2,000.00	000100	19.3		4,200.00	020800	2.3
	2,000.00	010700	2.6		4,300.00	013100	0.7
	2,000.00	027800	2.0		4,346.00	000100	8.7
	2,069.06	000100	4.9		4,400.00	000100	1.4
	2,100.00	000100	63.0		4,500.00	000100	10.2
	2,173.17	000100	4.8		4,500.00	002600	1.0
	2,200.00	000100	62.0		4,500.00	013800	7.7
	2,200.00	012200	10.5		4,500.00	024800	4.1
	2,200.00	013600	0.5		4,500.00	043690	2.8
	2,200.00	019700	3.9		4,505.00	000100	6.2
	2,288.88	000100	35.8		4,505.00	021500	9.5
	2,300.00	021200	2.6		4,600.00	000100	18.2
	2,400.00	000100	7.1		4,800.00	000100	2.0
	2,424.00	000100	5.5		5,000.00	000100	7.7
	2,500.00	000100	30.2		5,000.00	043690	1.7
	2,500.00	010900	1.7		5,300.00	000100	14.0
	2,500.00	021000	9.8		5,300.00	011650	5.6
	2,500.00	024500	2.2		5,300.00	014100	3.4
	2,500.00	025100	5.3		5,300.00	043690	6.7
	2,700.00	000100	10.7		5,500.00	000100	22.5
	2,750.00	000100	7.5		5,500.00	013800	9.1
	2,750.00	020800	4.3		5,919.63	000100	5.6
	2,800.00	000100	3.0		6,160.00	000100	1.0
	2,825.00	000100	13.7		6,665.02	000100	9.7
	3,000.00	000100	23.7	Wtd. Avg. Base & Total Tons	3,214.02		960.0
	3,000.00	017200	3.4				
	3,000.00	021200	1.8	Grignolino	4,000.00	000100	2.9
	3,000.00	043690	0.5	Wtd. Avg. Base & Total Tons	4,000.00		2.9
	3,062.00	000100	6.0				
	3,062.00	024300	0.6	Malbec	500.00	000100	0.4
	3,076.00	000100	9.6		900.00	000100	0.5
	3,078.00	000100	6.0		1,000.00	000100	11.3
	3,078.49	000100	13.9		1,000.00	024500	1.4
	3,083.24	000100	25.1		1,500.00	000100	1.3
	3,083.72	000100	6.6		1,615.44	000100	2.6
	3,100.00	000100	4.1		1,731.00	000100	1.8
	3,100.00	023100	12.0		1,800.00	024800	0.7
	3,100.00	043690	2.8		2,000.00	020800	2.3
	3,167.00	000100	44.2		2,400.00	000100	3.1
	3,182.70	000100	33.1		2,500.00	000100	148.9
	3,200.00	000100	22.8		2,558.60	000100	1.3
	3,200.00	017400	3.3		2,560.00	000100	12.9
	3,200.00	021000	2.9		2,600.00	000100	3.7
	3,228.89	000100	3.1		2,650.00	000100	8.7
	3,250.00	000100	20.9		2,700.00	000100	1.2
	3,300.00	000100	16.3		2,800.00	000100	35.6
	3,300.00	017200	7.1		2,850.00	000100	7.2
	3,336.62	000100	6.0		2,900.00	000100	17.8
	3,500.00	000100	49.7		2,954.00	000100	1.5
	3,500.00	013600	1.0		3,000.00	000100	48.9
	3,500.00	017400	1.3		3,000.00	028100	1.1
	3,500.00	020800	1.4		3,052.61	000100	4.6

**TABLE 8: BASE PRICE PAID TO GROWERS FOR GRAPES CRUSHED AND DELIVERED TO CALIFORNIA PROCESSORS  
FROM THE 2023 CROP WITH BRIX FACTORS AND PURCHASED TONNAGE, BY TYPE, VARIETY, REPORTING DISTRICT  
WHERE GROWN, AND WEIGHTED AVERAGE BASE PRICE**

District, Type, and Variety	Base Price	Brix	Tons	District, Type, and Variety	Base Price	Brix	Tons
	Per Ton	Factors			Per Ton	Factors	
	Dollars	Code <sup>1</sup>			Dollars	Code <sup>1</sup>	
<b>DISTRICT 3 (Cont'd)</b>					1,900.00	017000	2.2
Malbec (Cont'd)	3,053.00	000100	2.3		1,900.00	024800	86.5
	3,053.00	021200	2.0		1,929.20	000100	13.9
	3,100.00	000100	3.2		1,942.88	000100	2.5
	3,150.00	000100	21.1		1,950.00	000100	40.7
	3,182.70	000100	20.1		1,950.00	024800	71.1
	3,187.00	000100	5.0		1,974.30	000100	32.5
	3,200.00	000100	40.2		2,000.00	000100	912.6
	3,218.00	000100	2.2		2,000.00	017400	3.5
	3,218.66	000100	4.7		2,000.00	020700	0.5
	3,230.00	017200	0.3		2,000.00	024500	1.0
	3,230.89	000100	180.4		2,000.00	024800	235.2
	3,233.50	017200	4.2		2,030.74	058669	29.0
	3,234.00	024800	1.9		2,030.74	066325	24.0
	3,250.00	000100	5.6		2,032.14	013600	0.9
	3,343.00	000100	3.5		2,039.41	000100	89.1
	3,379.59	000100	4.1		2,045.46	024800	119.2
	3,394.88	000100	26.7		2,050.00	000100	143.8
	3,395.00	000100	4.2		2,050.00	024800	241.6
	3,399.00	000100	2.1		2,055.94	000100	58.6
	3,400.00	000100	16.0		2,091.00	000100	331.0
	3,470.71	000100	16.1		2,091.00	024800	2.3
	3,500.00	000100	20.7		2,091.19	000100	21.5
	3,500.00	024800	3.2		2,100.00	000100	241.2
	3,558.00	000100	22.0		2,100.00	024500	34.8
	3,600.00	000100	37.2		2,100.00	024800	313.7
	3,600.00	019100	1.7		2,113.15	000100	219.4
	3,800.00	000100	1.0		2,163.00	000100	51.6
	3,877.07	000100	2.5		2,164.31	021000	67.5
	3,950.00	000100	0.7		2,175.00	000100	7.0
	4,000.00	000100	23.1		2,188.00	000100	46.3
	4,000.00	024680	9.3		2,200.00	000100	314.4
	4,023.00	000100	13.4		2,200.00	021000	16.0
	4,038.61	000100	6.8		2,200.00	024800	205.5
	4,200.00	000100	21.9		2,205.00	000100	9.0
	4,326.00	000100	3.1		2,250.00	000100	59.9
	4,423.88	000100	15.4		2,263.94	000100	58.3
	4,500.00	000100	15.5		2,300.00	000100	111.1
	4,500.00	025100	17.9		2,300.00	013800	9.6
	4,568.71	000100	9.3		2,300.00	017400	3.0
	4,846.34	000100	5.1		2,300.00	019100	1.5
	5,000.00	000100	11.8		2,300.00	024800	75.9
	5,782.00	000100	18.6		2,300.00	025100	24.0
	6,700.00	000100	15.4		2,400.00	000100	157.6
	7,000.00	000100	4.0		2,451.75	000100	18.2
	8,292.51	000100	1.2		2,500.00	000100	138.5
	9,214.67	000100	1.2		2,500.00	004210	2.1
	9,600.00	025100	1.0		2,500.00	019700	0.7
	10,000.00	000100	1.5		2,500.00	021000	6.6
Wtd. Avg. Base & Total Tons	3,378.21		969.2		2,500.00	024800	55.2
					2,500.00	025100	5.3
Merlot	400.00	025100	1.2		2,500.00	028100	4.3
	900.00	000100	2.9		2,535.78	000100	14.9
	1,000.00	000100	43.3		2,550.00	000100	2.1
	1,200.00	000100	369.2		2,550.00	024680	5.7
	1,400.00	000100	78.1		2,575.00	000100	3.1
	1,500.00	000100	169.4		2,600.00	003100	31.7
	1,650.00	025100	7.4		2,600.00	020800	4.1
	1,660.00	020800	0.6		2,625.00	000100	7.1
	1,698.95	000100	28.4		2,645.00	000100	6.7
	1,700.00	024800	36.1		2,650.00	000100	17.5
	1,750.00	000100	10.5		2,675.00	000100	149.8
	1,764.00	000100	112.1		2,675.00	025100	131.5
	1,775.00	000100	43.9		2,700.00	000100	9.8
	1,775.00	064800	66.5		2,700.00	020800	13.2
	1,800.00	000100	70.2		2,706.00	000100	20.3
	1,800.00	014000	1.0		2,750.00	013600	2.0
	1,800.00	024500	0.5		2,752.31	000100	30.5
	1,800.00	024800	255.6		2,769.00	000100	10.8
	1,803.53	000100	10.4		2,800.00	000100	2.2
	1,803.53	025100	203.2		2,800.00	024800	14.8
	1,850.00	024800	41.2		2,811.39	000100	29.2
	1,860.17	000100	19.7		2,849.57	000100	3.3
	1,890.00	000100	5.3		2,870.29	000100	19.3
	1,900.00	000100	269.1		2,900.00	000100	2.8

**TABLE 8: BASE PRICE PAID TO GROWERS FOR GRAPES CRUSHED AND DELIVERED TO CALIFORNIA PROCESSORS  
FROM THE 2023 CROP WITH BRIX FACTORS AND PURCHASED TONNAGE, BY TYPE, VARIETY, REPORTING DISTRICT  
WHERE GROWN, AND WEIGHTED AVERAGE BASE PRICE**

District, Type, and Variety	Base Price	Brix	Tons	District, Type, and Variety	Base Price	Brix	Tons
	Per Ton	Factors			Per Ton	Factors	
	Dollars	Code <sup>1</sup>			Dollars	Code <sup>1</sup>	
<b>DISTRICT 3 (Cont'd)</b>					3,478.31	025300	2.5
Merlot (Cont'd)	2,900.00	021000	10.7		3,500.00	000100	13.7
	2,900.00	024300	0.5		3,575.10	021000	1.0
	2,964.02	000100	37.7		3,600.00	000100	4.8
	2,968.28	000100	2.9		3,655.00	000100	10.3
	3,000.00	000100	39.8		3,700.00	000100	9.0
	3,000.00	003200	10.3		3,750.00	000100	3.6
	3,000.00	013600	2.2		3,750.00	024500	1.0
	3,000.00	021000	0.6		4,000.00	000100	2.1
	3,000.00	028100	0.7		4,000.00	013100	1.9
	3,088.07	000100	4.4		4,000.00	020800	1.0
	3,100.00	011300	2.2		4,100.00	000100	3.8
	3,100.00	017400	3.8		4,500.00	000100	2.5
	3,169.73	000100	11.4		4,500.00	013800	1.7
	3,175.74	000100	16.1		4,505.00	000100	1.7
	3,200.00	000100	9.2		5,000.00	000100	13.9
	3,232.00	000100	7.8		5,298.33	000100	0.9
	3,500.00	000100	24.4		5,300.00	000100	3.5
	3,500.00	003200	18.1		5,300.00	011650	0.9
	3,500.00	021000	2.1		5,300.00	043690	2.3
	3,564.82	000100	68.5		7,978.81	000100	6.0
	3,605.00	000100	18.1	Wtd. Avg. Base & Total Tons	3,857.73		137.0
	3,654.00	000100	5.1				
	3,750.00	000100	1.2	Muscat Hamburg *	2,690.90	000100	7.2
	4,000.00	000100	12.9	Wtd. Avg. Base & Total Tons	2,690.90		7.2
	4,000.00	011300	0.6				
	4,100.00	000100	2.1	Nebbiolo	2,000.00	024500	1.3
	4,200.00	000100	8.1		2,200.00	000100	3.5
	4,250.00	000100	1.1		2,529.00	000100	11.3
	4,300.00	000100	1.0		2,645.10	000100	6.3
	4,500.00	000100	1.7		4,000.00	000100	2.7
	5,000.00	000100	23.5		5,200.00	011600	2.9
	5,500.00	002200	4.2		6,000.00	000100	2.3
	5,582.00	000100	26.6	Wtd. Avg. Base & Total Tons	3,142.63		30.3
	6,150.00	025100	1.0				
	6,500.00	000100	1.8	Negroamaro	3,653.79	000100	2.7
	9,214.67	000100	19.8	Wtd. Avg. Base & Total Tons	3,653.79		2.7
	10,000.00	000100	7.2				
	13,130.51	000100	6.9	Nero D'avola *	2,000.00	027800	0.2
	21,834.50	000100	2.4		2,844.00	000100	2.3
Wtd. Avg. Base & Total Tons	2,156.45		7,518.3		2,900.00	019200	1.2
				Wtd. Avg. Base & Total Tons	2,816.54		3.7
Meunier *	2,150.00	000100	10.1				
	2,200.00	000100	22.4	Petit Verdot	900.00	000100	0.5
	2,400.00	008390	19.0		1,731.00	000100	1.4
	2,526.80	000100	39.6		1,908.23	000100	0.9
	3,000.00	000100	13.1		2,000.00	000100	5.5
	3,200.00	000100	3.3		2,000.00	021000	3.0
	3,500.00	017000	4.0		2,000.00	027800	1.3
	5,600.00	011100	1.3		2,290.56	000100	4.0
	6,000.00	000100	2.1		2,300.00	000100	1.1
	6,064.00	000100	0.9		2,478.00	000100	1.9
Wtd. Avg. Base & Total Tons	2,641.23		115.8		2,500.00	000100	63.0
					2,500.00	024500	15.0
Montepulciano	1,000.00	000100	6.0		2,600.00	024800	14.6
	2,200.00	021200	9.0		3,000.00	000100	14.4
	2,612.50	000100	7.9		3,000.00	017400	6.0
	5,000.00	000100	7.9		3,000.00	028100	0.8
Wtd. Avg. Base & Total Tons	2,790.22		30.8		3,060.00	000100	1.8
					3,100.00	017400	2.5
Mourvedre *	1,000.00	017600	1.3		3,200.00	000100	41.9
	1,400.00	000100	0.4		3,250.00	000100	5.0
	2,265.83	000100	2.0		3,255.00	000100	5.5
	2,288.88	000100	7.7		3,300.00	000100	9.0
	2,400.00	000100	0.2		3,394.88	000100	20.4
	2,500.00	000100	1.5		3,399.00	000100	5.8
	2,750.00	000100	6.9		3,400.00	000100	1.3
	2,800.00	000100	1.9		3,400.00	024500	1.0
	3,000.00	000100	3.0		3,412.50	000100	5.8
	3,100.00	043690	0.4		3,500.00	000100	7.3
	3,200.00	000100	1.7		3,500.00	017200	0.5
	3,300.00	000100	4.7		3,582.92	000100	1.5
	3,323.88	000100	0.9		3,600.00	000100	20.3
	3,402.00	000100	5.2		3,600.00	019100	1.7
	3,478.31	000100	11.1		3,600.00	024500	1.6

**TABLE 8: BASE PRICE PAID TO GROWERS FOR GRAPES CRUSHED AND DELIVERED TO CALIFORNIA PROCESSORS FROM THE 2023 CROP WITH BRIX FACTORS AND PURCHASED TONNAGE, BY TYPE, VARIETY, REPORTING DISTRICT WHERE GROWN, AND WEIGHTED AVERAGE BASE PRICE**

District, Type, and Variety	Base Price	Brix	Tons	District, Type, and Variety	Base Price	Brix	Tons
	Per Ton	Factors			Per Ton	Factors	
	Dollars	Code <sup>1</sup>			Dollars	Code <sup>1</sup>	
<b>DISTRICT 3 (Cont'd)</b>					3,197.67	000100	6.2
Petit Verdot (Cont'd)	3,700.00	000100	18.6		3,199.00	000100	3.0
	3,771.49	021000	1.5		3,199.00	024300	1.7
	3,794.14	026000	6.2		3,200.00	000100	32.4
	3,800.00	000100	6.9		3,208.74	000100	13.3
	3,816.46	000100	69.8		3,210.86	000100	13.0
	3,889.00	000100	0.6		3,210.86	021000	0.5
	4,000.00	000100	5.3		3,210.86	023000	3.0
	4,050.00	000100	11.0		3,229.00	024300	5.7
	4,100.00	000100	4.8		3,229.77	000100	82.9
	4,191.00	000100	11.3		3,229.77	020800	8.6
	4,200.00	000100	5.5		3,230.00	000100	8.7
	4,223.00	021200	2.5		3,230.00	024800	37.3
	4,500.00	000100	21.6		3,236.96	000100	6.0
	4,500.00	014000	0.6		3,237.00	024500	3.2
	4,500.00	022800	1.0		3,247.87	000100	3.7
	4,502.85	000100	3.1		3,250.00	000100	69.3
	4,510.00	000100	1.3		3,300.00	000100	58.6
	4,581.12	000100	29.7		3,300.00	027100	35.0
	4,714.00	000100	1.5		3,309.36	024500	2.1
	4,770.58	000100	6.3		3,369.18	000100	5.5
	4,944.00	000100	24.2		3,399.00	000100	7.1
	5,000.00	000100	2.6		3,500.00	000100	33.2
	5,091.51	000100	4.7		3,500.00	017400	9.9
	5,241.76	000100	2.7		3,500.00	021200	2.1
	5,253.00	000100	0.8		3,502.00	000100	20.5
	5,724.69	000100	3.4		3,520.00	000100	11.2
	5,900.00	000100	0.9		3,529.61	000100	7.6
	6,000.00	000100	0.8		3,560.66	000100	21.9
	6,700.00	000100	2.1		3,561.00	000100	32.7
	8,300.00	000100	9.5		3,600.00	000100	1.6
	9,600.00	025100	1.1		3,694.01	000100	11.3
	11,049.67	000100	3.3		3,700.00	000100	16.5
	21,834.50	000100	0.8		3,714.24	000100	0.6
	22,993.00	000100	2.3		3,800.00	000100	26.2
Wtd. Avg. Base & Total Tons	3,842.41		534.6		3,800.00	024500	1.9
					3,850.00	000100	4.1
Petite Sirah	1,200.00	000100	15.6		3,875.72	000100	9.8
	1,343.28	000100	6.7		3,900.00	025300	1.0
	1,500.00	000100	5.1		4,000.00	000100	35.5
	1,800.00	000100	6.0		4,200.00	000100	7.6
	1,900.00	000100	3.9		4,250.00	000100	2.2
	2,000.00	000100	1.8		4,346.00	000100	3.3
	2,000.00	027800	0.8		4,346.00	043690	0.8
	2,150.00	000100	4.5		4,369.05	000100	19.8
	2,200.00	000100	1.5		4,400.00	000100	4.0
	2,200.00	014000	6.5		4,500.00	000100	12.6
	2,200.00	025100	22.7		4,500.00	017600	2.0
	2,400.00	020800	3.7		4,600.00	000100	4.4
	2,500.00	000100	10.4		4,650.00	000100	2.2
	2,500.00	017400	0.5		5,000.00	000100	8.3
	2,500.00	024600	0.5		5,137.38	023000	0.5
	2,500.00	024800	26.7		5,216.73	000100	24.1
	2,500.00	025100	2.5		5,400.00	000100	16.5
	2,533.94	000100	18.3		5,500.00	021000	1.0
	2,550.00	000100	6.9		5,900.00	000100	9.8
	2,600.00	000100	10.6		6,000.00	000100	0.4
	2,700.00	000100	60.4		6,160.00	000100	0.4
	2,700.00	011400	0.5		8,000.00	000100	4.0
	2,717.54	000100	36.5	Wtd. Avg. Base & Total Tons	3,272.28		1,299.1
	2,750.00	000100	9.0				
	2,750.00	021000	42.1	Pinot Noir *	250.00	011100	0.4
	2,800.00	000100	28.9		300.00	000100	118.6
	2,900.00	000100	9.2		500.00	000100	652.4
	2,960.00	000100	3.2		500.00	011100	0.3
	3,000.00	000100	45.4		500.00	017200	205.9
	3,000.00	002600	4.5		500.00	017400	0.2
	3,000.00	024500	1.1		600.00	000100	109.8
	3,050.00	000100	11.6		700.00	000100	29.8
	3,050.32	000100	2.5		815.00	021000	1.0
	3,057.23	000100	9.0		1,000.00	000100	3.7
	3,089.76	000100	7.5		1,200.00	017400	4.5
	3,100.00	000100	39.3		1,400.00	000100	31.4
	3,182.70	000100	46.3		1,500.00	000100	365.9
	3,193.00	000100	8.6		1,753.67	017900	20.4

**TABLE 8: BASE PRICE PAID TO GROWERS FOR GRAPES CRUSHED AND DELIVERED TO CALIFORNIA PROCESSORS FROM THE 2023 CROP WITH BRIX FACTORS AND PURCHASED TONNAGE, BY TYPE, VARIETY, REPORTING DISTRICT WHERE GROWN, AND WEIGHTED AVERAGE BASE PRICE**

District, Type, and Variety	Base Price	Brix	Tons	District, Type, and Variety	Base Price	Brix	Tons
	Per Ton	Factors			Per Ton	Factors	
	Dollars	Code <sup>1</sup>			Dollars	Code <sup>1</sup>	
<b>DISTRICT 3 (Cont'd)</b>					3,300.00	020800	3.5
Pinot Noir * (Cont'd)	1,800.00	000100	288.7		3,300.00	021000	3.4
	2,000.00	000100	693.9		3,300.70	000100	7.3
	2,000.00	017200	21.5		3,308.00	000100	2,055.1
	2,000.00	019700	1.0		3,309.59	000100	12.9
	2,048.03	024500	25.3		3,325.02	000100	157.8
	2,169.78	000100	40.9		3,336.41	021000	367.7
	2,200.00	000100	240.2		3,355.00	017200	19.2
	2,250.00	000100	18.5		3,360.00	000100	48.4
	2,350.00	000100	285.4		3,366.63	000100	43.8
	2,375.00	000100	174.7		3,393.15	000100	15.3
	2,375.00	064800	21.9		3,399.00	017900	70.3
	2,375.94	000100	10.0		3,400.00	000100	290.6
	2,400.00	000100	608.9		3,400.00	017400	15.1
	2,400.00	021000	190.0		3,410.51	000100	111.1
	2,500.00	000100	112.1		3,450.00	000100	14.8
	2,500.00	017200	4.2		3,492.00	000100	7.8
	2,500.00	017400	2.0		3,500.00	000100	1,228.2
	2,500.00	021000	283.0		3,500.00	009300	5.1
	2,580.00	013400	7.7		3,500.00	011100	8.3
	2,600.00	000100	105.1		3,500.00	011500	1.8
	2,600.00	017400	4.3		3,500.00	017200	7.2
	2,600.00	021000	58.1		3,500.00	017400	3.3
	2,650.00	000100	238.6		3,500.00	017900	99.4
	2,650.00	021000	3.1		3,500.00	021000	58.6
	2,690.83	000100	509.3		3,500.00	024500	31.5
	2,700.00	000100	855.8		3,509.75	000100	67.5
	2,700.00	013600	2.1		3,518.00	000100	132.0
	2,700.00	017200	1.3		3,519.00	000100	369.2
	2,700.00	019000	3.2		3,528.00	000100	12.2
	2,700.00	021000	255.5		3,529.81	000100	16.3
	2,750.00	000100	121.1		3,543.75	017900	2.4
	2,800.00	000100	783.8		3,550.00	000100	49.6
	2,800.00	011100	4.0		3,550.00	020800	2.6
	2,802.99	020900	6.4		3,550.00	021000	10.2
	2,875.00	000100	97.2		3,572.05	000100	21.2
	2,875.00	064800	123.2		3,600.00	000100	167.2
	2,878.28	000100	167.1		3,600.00	013400	6.0
	2,897.95	000100	48.4		3,600.00	013600	10.0
	2,900.00	000100	334.0		3,600.00	017900	1.7
	2,900.00	020800	3.8		3,605.00	000100	77.2
	2,950.00	021950	1.0		3,607.06	000100	14.4
	2,975.00	000100	318.2		3,611.32	000100	86.0
	2,975.00	064800	46.4		3,622.43	000100	49.5
	2,984.88	000100	77.1		3,626.00	000100	5.1
	3,000.00	000100	760.7		3,650.00	000100	6.5
	3,000.00	008400	7.5		3,650.00	009000	13.0
	3,000.00	013600	6.8		3,650.00	013400	3.9
	3,000.00	017000	3.7		3,650.00	024500	33.2
	3,000.00	017200	2.6		3,660.11	021000	116.6
	3,000.00	024500	4.2		3,670.00	017400	16.8
	3,045.00	000100	96.9		3,675.00	000100	23.2
	3,050.00	000100	132.9		3,678.81	000100	17.9
	3,060.00	000100	3.1		3,685.76	000100	12.1
	3,087.00	000100	101.7		3,692.46	000100	33.5
	3,088.95	000100	8.2		3,694.26	000100	6.6
	3,090.00	000100	167.0		3,694.47	000100	254.8
	3,100.00	000100	177.4		3,694.54	000100	72.4
	3,100.00	013600	8.1		3,700.00	000100	524.3
	3,100.00	017000	1.8		3,700.00	017900	41.1
	3,100.00	021000	92.9		3,700.00	021000	12.5
	3,150.00	000100	148.4		3,708.63	000100	564.2
	3,200.00	000100	933.4		3,708.74	000100	16.9
	3,200.00	017200	91.7		3,709.00	021000	46.2
	3,200.00	019700	4.7		3,725.00	000100	7.4
	3,200.00	020800	8.9		3,732.00	000100	21.3
	3,200.00	021000	81.6		3,732.00	019700	7.4
	3,200.00	024500	284.7		3,732.09	000100	76.6
	3,208.83	000100	10.2		3,733.36	021000	1.9
	3,209.68	000100	46.4		3,748.50	000100	16.6
	3,250.00	000100	189.2		3,750.00	000100	241.2
	3,250.00	017400	9.8		3,761.34	024500	78.4
	3,250.00	019700	3.0		3,768.88	000100	30.5
	3,275.00	000100	338.8		3,800.00	000100	952.1
	3,300.00	000100	535.0		3,800.00	013400	2.9

**TABLE 8: BASE PRICE PAID TO GROWERS FOR GRAPES CRUSHED AND DELIVERED TO CALIFORNIA PROCESSORS FROM THE 2023 CROP WITH BRIX FACTORS AND PURCHASED TONNAGE, BY TYPE, VARIETY, REPORTING DISTRICT WHERE GROWN, AND WEIGHTED AVERAGE BASE PRICE**

District, Type, and Variety	Base Price	Brix	Tons	District, Type, and Variety	Base Price	Brix	Tons
	Per Ton	Factors			Per Ton	Factors	
	Dollars	Code <sup>1</sup>			Dollars	Code <sup>1</sup>	
<b>DISTRICT 3 (Cont'd)</b>					4,300.00	000100	73.5
Pinot Noir * (Cont'd)	3,800.00	017200	28.5		4,300.00	017200	15.0
	3,800.00	017800	7.0		4,305.00	000100	10.0
	3,800.00	019700	0.8		4,313.20	013600	16.1
	3,800.00	020600	1.8		4,316.47	000100	100.1
	3,800.00	020800	3.0		4,318.02	000100	28.7
	3,800.00	021200	10.1		4,326.00	000100	14.8
	3,800.00	024500	206.2		4,342.76	000100	150.7
	3,800.00	025100	3.8		4,350.00	000100	6.2
	3,806.57	000100	21.4		4,398.98	000100	301.9
	3,838.00	000100	12.3		4,400.00	000100	75.9
	3,846.40	000100	46.3		4,400.00	022700	35.2
	3,850.00	000100	483.1		4,444.00	000100	7.7
	3,850.00	013600	2.1		4,450.00	000100	14.9
	3,857.41	000100	40.5		4,456.00	017200	35.7
	3,858.75	000100	127.3		4,475.00	000100	4.0
	3,860.00	013400	16.2		4,500.00	000100	811.7
	3,862.50	000100	46.3		4,500.00	013600	9.9
	3,864.25	000100	56.4		4,500.00	017200	33.0
	3,881.90	000100	54.0		4,500.00	017600	2.7
	3,900.00	000100	601.4		4,500.00	017800	12.0
	3,900.00	024500	60.3		4,500.00	017900	68.2
	3,900.11	000100	15.9		4,500.00	021000	26.9
	3,918.69	000100	20.9		4,500.00	024500	58.6
	3,932.91	000100	16.7		4,514.54	000100	3.6
	3,937.00	017400	8.4		4,545.00	017900	21.8
	3,946.17	000100	13.8		4,597.73	000100	4.1
	3,950.00	000100	48.3		4,600.00	000100	29.3
	3,961.94	000100	174.0		4,600.00	017200	2.9
	4,000.00	000100	545.3		4,600.00	017800	38.2
	4,000.00	009300	2.0		4,600.00	020800	28.7
	4,000.00	011100	8.5		4,616.72	000100	66.5
	4,000.00	013800	9.4		4,650.00	024500	6.3
	4,000.00	017200	32.3		4,700.00	000100	34.6
	4,000.00	017400	3.5		4,700.00	013600	8.2
	4,000.00	017900	5.4		4,700.00	017200	7.1
	4,000.00	020800	0.4		4,700.00	017400	2.7
	4,000.00	021000	32.9		4,700.00	024500	12.4
	4,000.00	024500	188.9		4,719.12	000100	64.2
	4,000.00	024800	3.4		4,725.00	000100	11.3
	4,036.42	000100	169.4		4,725.00	017900	26.5
	4,050.00	000100	5.2		4,743.79	000100	12.1
	4,063.90	000100	14.2		4,750.00	000100	46.3
	4,063.92	000100	71.9		4,750.00	017200	4.3
	4,080.00	000100	6.2		4,760.38	000100	4.3
	4,100.00	000100	50.5		4,774.05	000100	9.8
	4,100.00	017200	2.7		4,800.00	000100	36.9
	4,100.00	020800	3.3		4,800.00	024500	13.8
	4,102.13	000100	75.8		4,900.00	000100	45.1
	4,105.00	000100	196.5		4,900.00	014000	3.3
	4,105.30	000100	42.5		4,912.00	021000	17.4
	4,110.83	000100	11.9		4,944.00	000100	5.0
	4,116.29	000100	230.6		4,950.00	000100	9.2
	4,120.00	017900	114.5		4,999.72	000100	8.9
	4,150.00	000100	22.0		5,000.00	000100	457.6
	4,150.00	017200	7.5		5,000.00	009300	7.8
	4,157.98	000100	18.1		5,000.00	011600	2.3
	4,160.00	000100	4.5		5,000.00	017000	3.0
	4,160.00	017200	7.6		5,000.00	017200	10.2
	4,167.00	017400	6.0		5,000.00	017400	18.9
	4,168.00	000100	13.8		5,000.00	017900	59.2
	4,178.56	000100	5.2		5,000.00	018900	17.3
	4,189.50	000100	35.4		5,000.00	019700	20.2
	4,200.00	000100	221.7		5,000.00	020800	58.8
	4,200.00	014000	2.4		5,000.00	021000	23.9
	4,200.00	017200	18.2		5,000.00	021200	6.1
	4,200.00	021000	2.3		5,000.00	022600	6.8
	4,200.00	024500	6.5		5,000.00	024500	2.8
	4,216.32	000100	54.7		5,076.00	000100	1.1
	4,230.51	025100	27.1		5,100.00	000100	3.4
	4,245.58	000100	11.9		5,100.00	017200	8.3
	4,250.00	000100	52.3		5,100.00	017800	7.2
	4,250.00	021000	26.5		5,118.16	000100	6.0
	4,250.00	024500	12.8		5,125.00	000100	4.8
	4,288.00	015700	8.4		5,150.00	000100	34.5

**TABLE 8: BASE PRICE PAID TO GROWERS FOR GRAPES CRUSHED AND DELIVERED TO CALIFORNIA PROCESSORS FROM THE 2023 CROP WITH BRIX FACTORS AND PURCHASED TONNAGE, BY TYPE, VARIETY, REPORTING DISTRICT WHERE GROWN, AND WEIGHTED AVERAGE BASE PRICE**

District, Type, and Variety	Base Price	Brix	Tons	District, Type, and Variety	Base Price	Brix	Tons
	Per Ton	Factors			Per Ton	Factors	
	Dollars	Code <sup>1</sup>			Dollars	Code <sup>1</sup>	
<b>DISTRICT 3 (Cont'd)</b>					6,136.00	017200	13.8
Pinot Noir * (Cont'd)	5,200.00	000100	69.6		6,146.00	017400	79.1
	5,200.00	017900	21.7		6,150.00	000100	6.2
	5,212.50	000100	6.7		6,200.00	000100	35.1
	5,236.72	000100	8.4		6,200.00	011100	2.3
	5,250.00	000100	130.2		6,200.12	000100	15.9
	5,250.00	017200	7.1		6,234.93	000100	7.1
	5,250.00	017600	3.0		6,250.00	000100	71.3
	5,250.00	024500	14.8		6,250.01	000100	1.0
	5,252.00	017900	15.3		6,270.00	017400	5.1
	5,260.00	000100	7.5		6,275.00	007800	79.3
	5,262.77	000100	44.9		6,300.00	000100	160.3
	5,300.00	000100	25.0		6,300.00	013800	81.9
	5,332.00	000100	12.5		6,300.00	017800	24.0
	5,360.00	000100	41.9		6,300.00	021200	4.1
	5,400.00	000100	37.0		6,305.42	000100	36.5
	5,400.00	014000	1.7		6,339.38	000100	4.1
	5,407.00	000100	8.7		6,388.58	000100	4.0
	5,450.00	000100	7.2		6,400.00	000100	91.5
	5,450.00	017200	0.7		6,416.00	017400	13.8
	5,450.37	017800	16.5		6,500.00	000100	313.0
	5,500.00	000100	313.6		6,500.00	011400	1.9
	5,500.00	011100	17.5		6,500.00	013400	1.6
	5,500.00	014000	7.3		6,500.00	014000	4.4
	5,500.00	017000	4.1		6,500.00	017200	16.3
	5,500.00	017600	9.0		6,500.00	017400	21.6
	5,500.00	017800	11.5		6,500.00	017800	10.4
	5,500.00	020800	8.7		6,500.00	018900	2.3
	5,500.00	020900	4.6		6,500.00	021200	2.8
	5,500.00	021000	8.9		6,506.00	000100	18.8
	5,500.00	021200	10.2		6,600.00	000100	2.9
	5,500.00	024500	9.1		6,600.00	013400	4.8
	5,512.50	000100	13.1		6,600.00	017200	27.3
	5,591.00	000100	7.8		6,600.00	020800	50.8
	5,600.00	000100	29.9		6,624.48	017800	14.7
	5,650.00	000100	10.7		6,630.65	000100	28.8
	5,660.38	000100	5.3		6,631.00	000100	66.3
	5,700.00	000100	21.5		6,650.00	000100	12.0
	5,700.00	017800	28.9		6,667.00	017200	9.9
	5,707.85	000100	5.3		6,680.00	000100	3.6
	5,750.00	000100	68.9		6,689.00	000100	19.8
	5,750.00	017200	47.8		6,695.00	000100	6.2
	5,755.00	000100	9.5		6,700.00	000100	7.6
	5,787.00	000100	2.8		6,710.00	000100	13.7
	5,800.00	000100	24.6		6,720.00	017400	15.9
	5,800.00	011100	1.6		6,750.00	000100	39.8
	5,800.00	013400	1.3		6,750.00	020900	4.9
	5,800.00	014100	4.1		6,756.98	017800	6.6
	5,800.00	017900	52.4		6,760.00	000100	21.0
	5,800.00	021200	1.7		6,760.00	021000	3.4
	5,800.00	024500	1.8		6,800.00	000100	27.9
	5,823.00	000100	2.0		6,800.00	017400	15.2
	5,850.00	000100	6.0		6,828.31	000100	7.2
	5,850.00	014000	6.6		6,869.59	013800	6.7
	5,856.00	000100	7.9		6,895.00	000100	23.9
	5,900.00	000100	11.4		6,900.00	000100	21.9
	5,911.15	000100	74.9		6,918.60	000100	4.3
	5,945.42	000100	29.1		6,935.00	000100	3.9
	5,986.00	000100	19.9		6,974.07	000100	22.0
	6,000.00	000100	460.2		6,978.00	000100	13.9
	6,000.00	013400	1.4		7,000.00	000100	252.6
	6,000.00	013600	1.9		7,000.00	013600	4.7
	6,000.00	017200	30.7		7,000.00	017400	10.7
	6,000.00	017400	27.9		7,000.00	017600	3.5
	6,000.00	017800	10.5		7,000.00	017800	23.7
	6,000.00	019700	9.6		7,000.00	019700	6.6
	6,000.00	021200	23.1		7,000.00	021200	3.0
	6,000.00	022900	5.6		7,100.00	000100	13.7
	6,002.31	000100	3.9		7,103.00	000100	38.4
	6,014.00	000100	10.3		7,140.20	000100	7.7
	6,064.00	000100	1.1		7,187.00	000100	3.5
	6,100.00	000100	36.1		7,200.00	000100	19.5
	6,100.00	013800	26.6		7,250.00	000100	2.9
	6,100.00	017400	17.9		7,250.00	020700	2.6
	6,100.00	017600	2.8		7,280.00	000100	3.7



**TABLE 8: BASE PRICE PAID TO GROWERS FOR GRAPES CRUSHED AND DELIVERED TO CALIFORNIA PROCESSORS FROM THE 2023 CROP WITH BRIX FACTORS AND PURCHASED TONNAGE, BY TYPE, VARIETY, REPORTING DISTRICT WHERE GROWN, AND WEIGHTED AVERAGE BASE PRICE**

District, Type, and Variety	Base Price	Brix	Tons	District, Type, and Variety	Base Price	Brix	Tons
	Per Ton	Factors			Per Ton	Factors	
	Dollars	Code <sup>1</sup>			Dollars	Code <sup>1</sup>	
<b>DISTRICT 3 (Cont'd)</b>							
Pinot Noir * (Cont'd)	7,300.00	013800	7.5		10,000.00	000100	65.5
	7,300.00	017800	18.2		10,300.00	000100	1.0
	7,308.16	000100	23.6		10,500.00	000100	4.1
	7,345.11	000100	2.4		10,753.00	014000	4.7
	7,350.00	000100	4.8		10,753.00	017400	9.1
	7,373.00	017200	11.9		11,000.00	000100	1.9
	7,379.00	000100	26.3		11,181.00	014000	21.0
	7,392.00	000100	13.3		11,181.00	017600	26.6
	7,400.00	017400	6.8		11,239.00	000100	2.4
	7,400.00	017600	12.8		12,000.00	000100	1.1
	7,402.00	000100	34.7		14,187.85	000100	3.6
	7,416.00	000100	12.4		15,000.00	000100	1.3
	7,452.00	000100	4.1	Wtd. Avg. Base & Total Tons	60,000.00	000100	5.9
	7,458.22	000100	19.3		3,843.20		35,416.5
	7,500.00	000100	117.3	Primitivo	1,000.00	000100	12.8
	7,500.00	013800	7.7		2,200.00	000100	1.1
	7,500.00	017200	13.0		2,200.00	021200	5.0
	7,500.00	017900	9.7		2,400.00	000100	7.4
	7,500.00	021200	6.5		2,400.00	013600	3.6
	7,500.00	024500	12.0		2,625.00	000100	2.4
	7,600.00	013800	2.6		2,700.00	000100	2.0
	7,602.00	000100	79.9		2,700.00	013600	4.1
	7,638.48	000100	2.5		2,800.00	000100	5.0
	7,650.00	000100	7.2		2,811.39	000100	46.6
	7,653.00	000100	6.9		2,834.01	000100	1.4
	7,700.00	000100	2.4		2,900.00	000100	4.2
	7,700.00	017400	11.2		2,950.00	000100	11.8
	7,700.00	017600	32.1		3,000.00	000100	4.3
	7,800.00	000100	8.2		3,250.00	000100	20.6
	7,829.00	000100	8.1		3,900.00	000100	7.1
	7,862.50	000100	4.8		3,900.00	023100	13.4
	7,875.00	000100	5.1	Wtd. Avg. Base & Total Tons	4,000.00	020800	2.1
	7,999.00	000100	5.3		4,500.00	000100	8.5
	8,000.00	000100	119.4		5,200.00	000100	5.2
	8,000.00	014100	1.4	Wtd. Avg. Base & Total Tons	2,994.36		168.6
	8,000.00	017200	7.6	Refosco *	3,500.00	017000	2.2
	8,000.00	017400	4.8		3,750.00	011100	0.4
	8,000.00	017800	3.6		4,000.00	000100	7.5
	8,063.05	000100	17.3	Wtd. Avg. Base & Total Tons	3,881.19		10.1
	8,100.00	000100	14.3	Sagrantino	2,460.98	000100	5.8
	8,140.20	000100	13.9		2,600.00	024300	2.6
	8,161.00	000100	124.4		3,000.00	024500	2.6
	8,250.00	000100	16.4	Wtd. Avg. Base & Total Tons	2,621.24		11.0
	8,250.00	017000	5.5	Sangiovese *	1,405.37	000100	12.9
	8,264.08	000100	1.5		1,500.00	000100	2.1
	8,269.00	000100	17.4		2,000.00	027800	0.5
	8,351.74	000100	9.4		2,050.00	000100	84.9
	8,400.00	017200	7.1		2,100.00	000100	21.7
	8,424.00	000100	10.0		2,200.00	000100	4.0
	8,500.00	000100	61.7		2,216.65	000100	23.4
	8,500.00	011600	3.2		2,300.00	000100	0.3
	8,500.00	013100	22.1		2,454.00	000100	15.6
	8,500.00	013800	3.4		2,491.52	000100	1.0
	8,518.00	000100	9.5		2,497.00	000100	3.7
	8,750.00	000100	1.9		2,500.00	000100	3.0
	8,800.00	000100	14.7		2,500.00	024500	2.1
	8,804.00	024500	13.1		2,558.00	013600	1.7
	9,000.00	000100	85.3		2,600.00	024800	3.2
	9,000.00	008303	3.6		2,607.24	000100	531.7
	9,000.00	017200	7.1		2,644.00	000100	2.7
	9,117.41	000100	2.0		2,800.00	000100	3.2
	9,200.00	017800	31.7		2,800.00	021000	6.7
	9,250.00	000100	18.1		2,900.00	000100	16.7
	9,381.00	000100	4.7		2,987.18	000100	8.8
	9,388.03	017200	1.8		3,000.00	000100	2.4
	9,400.00	000100	10.1		3,000.00	020800	0.6
	9,500.00	000100	30.6		3,000.00	028100	1.0
	9,500.00	014000	1.6		3,150.00	000100	3.4
	9,747.00	013800	47.4		3,182.70	000100	13.5
	9,747.00	017800	9.4		3,200.00	000100	6.5
	9,764.81	000100	1.7		3,200.00	060755	2.1
	9,800.00	000100	38.9				
	9,800.00	014100	5.8				
	9,838.74	000100	19.1				

**TABLE 8: BASE PRICE PAID TO GROWERS FOR GRAPES CRUSHED AND DELIVERED TO CALIFORNIA PROCESSORS  
FROM THE 2023 CROP WITH BRIX FACTORS AND PURCHASED TONNAGE, BY TYPE, VARIETY, REPORTING DISTRICT  
WHERE GROWN, AND WEIGHTED AVERAGE BASE PRICE**

District, Type, and Variety	Base Price	Brix	Tons	District, Type, and Variety	Base Price	Brix	Tons
	Per Ton	Factors			Per Ton	Factors	
	Dollars	Code <sup>1</sup>			Dollars	Code <sup>1</sup>	
<b>DISTRICT 3 (Cont'd)</b>					3,116.12	066325	18.7
Sangiovese * (Cont'd)	3,350.00	000100	1.0		3,120.00	000100	3.9
	3,400.00	000100	1.7		3,141.00	000100	44.5
	3,500.00	000100	5.5		3,150.00	000100	35.5
	3,500.00	013600	1.0		3,200.00	000100	12.6
	3,500.00	020800	4.3		3,200.00	011100	2.2
	3,600.00	000100	5.6		3,200.00	025100	2.1
	3,650.00	000100	3.5		3,204.94	000100	1.7
	3,700.00	000100	2.2		3,250.00	000100	39.9
	3,750.00	043690	3.5		3,350.00	000100	4.5
	3,800.00	000100	1.0		3,399.00	000100	1.7
	4,000.00	000100	4.1		3,400.00	000100	29.2
	4,000.00	024800	6.5		3,401.11	000100	4.4
	4,120.00	024800	3.0		3,428.00	000100	24.9
	4,725.00	000100	25.8		3,500.00	000100	45.0
	5,300.00	000100	3.1		3,500.00	003200	14.7
	5,300.00	013800	3.0		3,500.00	011100	11.4
Wtd. Avg. Base & Total Tons	2,671.10		854.2		3,550.00	000100	14.1
					3,600.00	000100	6.2
St Laurent	2,200.00	019700	2.1		3,600.00	017000	1.8
	2,500.00	000100	2.0		3,649.90	021000	1.0
	2,800.00	000100	3.7		3,675.00	000100	1.6
	3,000.00	000100	4.6		3,700.00	000100	3.9
Wtd. Avg. Base & Total Tons	2,724.19		12.4		3,726.00	000100	1.7
					3,750.00	000100	5.1
Syrah *	100.00	021000	0.8		3,750.00	043690	2.0
	500.00	011100	5.6		3,797.00	000100	1.9
	1,000.00	010700	0.4		3,800.00	000100	11.9
	1,400.00	000100	2.1		3,800.00	013600	6.0
	1,500.00	000100	1.7		3,800.00	017200	1.5
	1,600.00	000100	23.7		3,800.00	017400	2.9
	1,700.00	017000	2.8		3,800.00	021200	1.3
	1,800.00	027800	1.8		3,800.00	024800	3.2
	1,900.00	000100	6.1		3,815.00	000100	0.9
	2,000.00	000100	38.1		3,815.40	000100	5.8
	2,100.00	000100	2.8		3,842.40	025100	13.1
	2,200.00	000100	114.7		3,900.00	000100	2.8
	2,200.00	009300	5.2		4,000.00	000100	38.0
	2,200.00	013600	2.2		4,000.00	013400	2.8
	2,300.00	000100	50.7		4,000.00	013600	5.3
	2,300.00	017400	3.3		4,000.00	017000	6.1
	2,379.71	000100	3.7		4,000.00	019000	7.5
	2,400.00	000100	50.2		4,050.00	000100	18.5
	2,500.00	000100	35.6		4,066.00	000100	3.5
	2,500.00	017400	2.2		4,080.00	021200	1.4
	2,525.00	000100	4.1		4,100.00	000100	6.6
	2,600.00	000100	1.0		4,150.00	000100	3.6
	2,700.00	000100	38.5		4,153.19	000100	13.8
	2,700.00	002600	4.6		4,200.00	013400	2.9
	2,700.00	017000	2.1		4,200.00	017200	1.5
	2,723.18	000100	11.2		4,200.00	020800	1.8
	2,800.00	000100	77.6		4,200.00	024500	3.1
	2,800.00	017000	4.8		4,225.00	021200	2.2
	2,800.00	024300	2.5		4,226.04	003200	13.0
	2,835.00	013600	0.6		4,300.00	000100	10.9
	2,875.00	025100	5.0		4,346.00	000100	0.9
	3,000.00	000100	46.4		4,346.00	011650	2.2
	3,000.00	004210	2.0		4,346.00	043690	0.9
	3,000.00	010700	1.0		4,371.00	000100	3.2
	3,000.00	015700	1.4		4,400.00	017000	14.7
	3,000.00	017400	2.7		4,495.82	000100	10.3
	3,000.00	021000	18.7		4,500.00	000100	23.6
	3,000.00	021200	1.5		4,500.00	011100	1.8
	3,000.00	022800	1.0		4,500.00	013800	6.8
	3,000.00	023100	4.2		4,500.00	017000	5.3
	3,022.27	020800	3.0		4,500.00	021200	1.0
	3,037.00	000100	4.5		4,505.00	000100	1.4
	3,037.91	000100	184.5		4,550.00	000100	1.4
	3,052.00	020800	2.1		4,600.00	000100	8.7
	3,052.32	000100	0.7		4,650.00	011100	6.9
	3,078.00	000100	2.1		4,674.00	000100	3.0
	3,100.00	000100	63.4		4,693.34	000100	8.5
	3,100.00	023100	11.3		4,700.00	000100	4.7
	3,116.12	000100	23.8		4,770.00	021200	3.6
	3,116.12	021000	0.5		4,800.00	000100	1.8

**TABLE 8: BASE PRICE PAID TO GROWERS FOR GRAPES CRUSHED AND DELIVERED TO CALIFORNIA PROCESSORS  
FROM THE 2023 CROP WITH BRIX FACTORS AND PURCHASED TONNAGE, BY TYPE, VARIETY, REPORTING DISTRICT  
WHERE GROWN, AND WEIGHTED AVERAGE BASE PRICE**

District, Type, and Variety	Base Price	Brix	Tons	District, Type, and Variety	Base Price	Brix	Tons
	Per Ton	Factors			Per Ton	Factors	
	Dollars	Code <sup>1</sup>			Dollars	Code <sup>1</sup>	
<b>DISTRICT 3 (Cont'd)</b>					1,250.00	000100	21.5
Syrah * (Cont'd)	4,800.00	017400	2.5		1,400.00	000100	5.1
	4,900.00	000100	9.8		1,500.00	000100	39.8
	4,992.73	000100	5.5		1,500.00	013800	1.8
	5,000.00	000100	24.2		1,550.00	000100	4.1
	5,000.00	009300	5.3		1,621.34	000100	11.1
	5,000.00	017200	2.1		1,750.00	000100	2.2
	5,100.00	011100	2.0		1,800.00	000100	47.4
	5,143.13	000100	6.3		1,850.00	000100	2.3
	5,157.70	000100	9.6		1,900.00	000100	18.1
	5,200.00	000100	5.4		2,000.00	000100	115.9
	5,200.00	011400	5.7		2,000.00	017200	2.7
	5,216.73	000100	11.7		2,000.00	027800	1.0
	5,300.00	024500	2.6		2,000.00	058950	5.7
	5,300.00	027560	2.0		2,069.06	000100	4.9
	5,500.00	000100	23.3		2,098.15	000100	14.6
	5,600.00	000100	4.2		2,100.00	021500	22.5
	5,900.00	000100	2.1		2,150.00	000100	51.5
	6,224.07	000100	1.9		2,199.87	000100	8.7
	6,712.17	000100	4.6		2,200.00	000100	116.2
	8,000.00	011100	3.5		2,200.00	010700	2.2
Wtd. Avg. Base & Total Tons	3,289.50		1,653.6		2,200.00	014000	9.4
					2,300.00	000100	73.0
Tannat	2,875.00	000100	1.6		2,300.00	017000	1.2
	3,748.77	000100	7.9		2,300.00	022900	2.7
	4,050.00	000100	1.8		2,300.00	024500	5.0
	4,500.00	021200	2.0		2,300.00	024800	17.8
	6,200.00	000100	1.0		2,350.00	000100	9.8
Wtd. Avg. Base & Total Tons	3,965.40		14.3		2,400.00	000100	72.6
					2,400.00	024800	14.0
Tempranillo *	1,800.00	027800	0.9		2,450.00	000100	55.9
	2,600.00	000100	2.8		2,450.00	024800	16.5
	2,875.00	000100	1.5		2,457.18	000100	23.1
	3,000.00	021000	3.0		2,475.00	000100	27.4
	3,200.00	000100	3.0		2,500.00	000100	167.1
	3,300.00	000100	2.4		2,500.00	020800	5.1
	3,500.00	059691	0.5		2,500.00	021000	1.7
	4,000.00	000100	6.8		2,500.00	021200	3.5
	4,000.00	013600	2.0		2,500.00	022900	5.3
Wtd. Avg. Base & Total Tons	3,348.58		22.9		2,500.00	024500	2.5
					2,500.00	024600	7.3
Teroldego	2,000.00	024500	0.6		2,500.00	024800	46.2
	2,511.00	000100	1.6		2,500.00	025100	6.9
	2,875.00	000100	1.4		2,500.00	029600	5.5
	4,000.00	000100	1.9		2,507.01	000100	11.3
Wtd. Avg. Base & Total Tons	3,062.29		5.5		2,518.49	000100	45.1
					2,542.89	000100	5.6
Tinta Cao	4,715.56	000100	3.6		2,550.00	000100	39.9
Wtd. Avg. Base & Total Tons	4,715.56		3.6		2,550.00	025100	32.5
					2,557.12	000100	10.5
Trousseau *	2,200.00	000100	1.6		2,559.12	000100	6.1
	3,750.00	009400	0.1		2,575.00	000100	8.8
	4,000.00	000100	2.4		2,600.00	000100	105.2
	4,000.00	011100	4.5		2,650.00	000100	62.6
Wtd. Avg. Base & Total Tons	3,662.21		8.6		2,652.25	025100	52.2
					2,686.00	000100	12.7
Valdiguie *	1,100.00	000100	1.7		2,700.00	000100	342.6
	1,250.00	000100	3.5		2,700.00	014100	2.3
	2,000.00	000100	6.1		2,700.00	027800	5.3
	2,200.00	000100	2.0		2,727.04	000100	13.1
	2,500.00	000100	2.4		2,750.00	000100	77.8
	3,000.00	000100	0.1		2,750.00	025100	4.0
	3,500.00	000100	0.3		2,756.25	000100	73.7
	3,500.00	013100	2.5		2,770.01	000100	26.6
	3,600.00	010900	0.9		2,791.15	021000	39.1
	3,750.00	009400	1.1		2,800.00	000100	136.4
	4,000.00	013600	2.0		2,800.00	002600	73.5
Wtd. Avg. Base & Total Tons	2,403.10		22.6		2,800.00	028100	7.7
					2,828.45	000100	28.2
Zinfandel	100.00	021000	3.2		2,850.00	000100	101.2
	500.00	000100	8.7		2,885.01	000100	11.9
	500.00	025100	0.9		2,898.74	000100	7.0
	760.00	000100	2.1		2,900.00	000100	66.5
	834.00	000100	2.2		2,900.00	025100	1.5
	900.00	000100	2.0		2,912.69	000100	16.5

**TABLE 8: BASE PRICE PAID TO GROWERS FOR GRAPES CRUSHED AND DELIVERED TO CALIFORNIA PROCESSORS FROM THE 2023 CROP WITH BRIX FACTORS AND PURCHASED TONNAGE, BY TYPE, VARIETY, REPORTING DISTRICT WHERE GROWN, AND WEIGHTED AVERAGE BASE PRICE**

District, Type, and Variety	Base Price	Brix	Tons	District, Type, and Variety	Base Price	Brix	Tons
	Per Ton	Factors			Per Ton	Factors	
	Dollars	Code <sup>1</sup>			Dollars	Code <sup>1</sup>	
<b>DISTRICT 3 (Cont'd)</b>					3,647.17	000100	7.0
Zinfandel (Cont'd)	2,922.18	000100	1.8		3,650.00	000100	7.0
	2,927.98	000100	7.9		3,675.00	000100	2.2
	2,945.13	000100	64.4		3,692.00	000100	5.8
	2,946.31	000100	61.8		3,700.00	000100	4.2
	2,950.00	000100	87.4		3,700.00	003200	62.6
	3,000.00	000100	452.0		3,700.00	028100	2.1
	3,000.00	013600	3.8		3,750.00	000100	6.4
	3,000.00	024800	19.2		3,750.00	024500	7.7
	3,000.00	025100	4.3		3,750.00	043690	6.5
	3,029.60	000100	20.2		3,800.00	000100	102.5
	3,030.00	000100	34.8		3,800.00	027800	8.5
	3,050.00	000100	119.3		3,818.00	025100	8.3
	3,071.00	000100	1.3		3,827.03	000100	3.3
	3,075.00	000100	8.2		3,835.00	024500	5.7
	3,090.00	000100	30.8		3,850.00	000100	135.2
	3,100.00	000100	159.2		3,900.00	000100	47.4
	3,100.00	003200	41.6		3,900.00	003200	33.7
	3,112.65	000100	7.3		3,900.00	024800	5.0
	3,119.95	000100	20.8		3,942.10	000100	3.9
	3,120.18	000100	12.5		3,980.00	000100	18.2
	3,150.00	000100	65.1		3,987.83	000100	12.6
	3,168.31	000100	40.3		3,994.94	000100	11.5
	3,175.00	000100	55.2		4,000.00	000100	267.4
	3,182.70	000100	86.4		4,000.00	021500	8.3
	3,199.29	024300	4.3		4,100.00	017400	3.1
	3,200.00	000100	133.2		4,107.71	000100	2.2
	3,200.00	003200	11.2		4,132.99	000100	14.6
	3,232.00	000100	6.3		4,168.46	000100	4.3
	3,246.62	000100	38.5		4,200.00	000100	36.3
	3,250.00	000100	304.8		4,200.00	017400	11.0
	3,273.00	000100	113.0		4,200.00	021200	2.7
	3,273.00	025100	11.8		4,200.00	022900	2.7
	3,283.08	021000	0.8		4,200.00	025100	3.5
	3,285.08	000100	134.8		4,250.00	000100	23.9
	3,285.08	029600	2.7		4,250.00	043690	5.5
	3,285.08	066325	45.7		4,300.00	000100	12.7
	3,285.08	070238	56.4		4,346.00	021200	3.5
	3,296.00	000100	19.3		4,373.33	000100	39.3
	3,298.44	020800	1.0		4,373.77	000100	12.4
	3,300.00	000100	137.7		4,423.88	000100	11.6
	3,300.00	003200	18.5		4,500.00	000100	134.6
	3,300.00	027100	33.7		4,500.00	024300	2.0
	3,306.39	000100	40.3		4,500.00	024500	2.1
	3,307.70	000100	110.7		4,600.00	000100	23.4
	3,309.00	024300	3.7		4,620.00	000100	5.6
	3,315.61	000100	63.3		4,635.00	000100	5.6
	3,334.77	000100	47.1		4,650.00	000100	57.2
	3,335.00	000100	7.0		4,651.90	000100	8.6
	3,345.00	000100	4.3		4,770.00	000100	2.5
	3,345.00	024300	8.0		4,770.00	011650	4.3
	3,349.05	000100	19.5		4,770.00	027600	4.5
	3,374.83	000100	45.4		4,770.00	043690	1.8
	3,400.00	000100	61.8		4,800.00	024800	3.3
	3,400.00	025100	2.5		4,870.00	000100	16.4
	3,450.00	000100	31.9		4,900.00	000100	2.0
	3,474.83	000100	9.9		5,000.00	000100	165.0
	3,482.15	000100	58.0		5,000.00	013800	13.3
	3,497.34	000100	40.0		5,000.00	017400	5.6
	3,500.00	000100	429.1		5,000.00	021000	6.6
	3,500.00	003200	30.5		5,000.00	021200	7.2
	3,500.00	013600	0.9		5,000.00	024500	13.2
	3,500.00	020800	18.5		5,000.00	024800	8.8
	3,500.00	022100	5.4		5,000.00	043690	3.6
	3,517.00	066122	3.9		5,159.63	000100	15.4
	3,517.00	070631	12.4		5,185.25	000100	8.1
	3,525.39	000100	72.6		5,200.00	000100	20.0
	3,553.35	000100	24.1		5,250.00	000100	22.5
	3,581.64	000100	11.3		5,256.13	023000	5.4
	3,596.18	000100	20.1		5,359.80	000100	42.1
	3,600.00	000100	30.4		5,400.00	000100	15.0
	3,605.00	000100	11.4		5,412.56	000100	1.7
	3,637.03	000100	45.1		5,500.00	000100	56.2
	3,643.78	000100	25.0		5,500.00	017400	3.1
	3,647.00	000100	138.4		5,500.00	024500	8.9

**TABLE 8: BASE PRICE PAID TO GROWERS FOR GRAPES CRUSHED AND DELIVERED TO CALIFORNIA PROCESSORS  
FROM THE 2023 CROP WITH BRIX FACTORS AND PURCHASED TONNAGE, BY TYPE, VARIETY, REPORTING DISTRICT  
WHERE GROWN, AND WEIGHTED AVERAGE BASE PRICE**

District, Type, and Variety	Base Price	Brix	Tons	District, Type, and Variety	Base Price	Brix	Tons
	Per Ton	Factors			Per Ton	Factors	
	Dollars	Code <sup>1</sup>			Dollars	Code <sup>1</sup>	
<b>DISTRICT 3 (Cont'd)</b>				<b>Chardonnay *</b>			
Zinfandel (Cont'd)	5,518.24	000100	8.0		200.00	000100	5.6
	5,531.22	000100	18.6		600.00	000100	1.1
	5,600.00	000100	20.6		1,000.00	000100	10.1
	5,608.63	000100	4.2		1,344.17	000100	5.3
	5,750.00	000100	5.1		1,350.00	000100	94.4
	5,796.38	000100	174.2		1,400.00	017400	2.8
	5,800.00	000100	8.2		1,494.17	000100	11.6
	5,815.87	000100	7.6		1,500.00	000100	189.4
	5,834.95	000100	28.0		1,700.00	000100	17.0
	5,835.85	000100	3.2		1,731.32	000100	39.0
	5,865.30	000100	3.3		1,800.00	000100	254.5
	5,900.00	000100	5.5		2,000.00	000100	29.0
	6,000.00	000100	77.3		2,000.00	011100	0.4
	6,000.00	008303	4.7		2,000.00	017200	11.9
	6,000.00	017400	0.5		2,150.00	017600	35.5
	6,000.00	021600	3.8		2,180.00	000100	3.2
	6,100.00	021600	18.3		2,200.00	000100	67.9
	6,160.00	000100	8.6		2,221.76	000100	9.1
	6,180.00	000100	5.2		2,325.00	000100	14.2
	6,200.00	000100	6.7		2,348.99	000100	42.4
	6,262.00	000100	5.5		2,350.00	017000	23.8
	6,300.00	000100	6.7		2,387.33	000100	60.2
	6,381.41	027600	10.7		2,400.00	000100	13.4
	6,400.00	013600	1.9		2,400.00	017600	3.2
	6,450.00	021200	4.1		2,414.00	013600	22.9
	6,500.00	000100	21.7		2,467.50	000100	56.4
	6,500.00	067994	4.0		2,480.63	000100	123.8
	6,650.00	000100	3.2		2,500.00	000100	387.8
	7,000.00	017900	4.9		2,519.20	000100	10.0
	7,229.31	000100	4.4		2,520.00	000100	32.9
	7,507.50	000100	12.3		2,524.10	023500	5.2
	10,753.00	021600	6.0		2,550.00	000100	53.4
	10,753.00	021800	9.2		2,600.00	000100	61.8
	11,100.00	000100	2.4		2,600.00	017400	125.9
Wtd. Avg. Base & Total Tons	3,421.62		8,613.6		2,611.85	000100	163.8
					2,625.00	000100	56.1
					2,626.07	000100	25.9
Other Red Wine <sup>4</sup>	759.40	000100	2.4		2,646.00	000100	145.4
	1,400.00	000100	0.4		2,650.00	000100	15.0
	2,000.00	024500	0.7		2,671.21	000100	33.8
	2,242.10	000100	5.9		2,675.00	000100	12.5
	2,500.00	000100	17.9		2,700.00	000100	30.4
	2,600.00	000100	6.5		2,700.00	002200	63.0
	2,800.00	000100	0.6		2,713.04	000100	315.8
	3,000.00	000100	31.7		2,730.58	000100	24.8
	3,100.00	011100	0.6		2,750.00	000100	55.2
	3,200.00	000100	2.5		2,750.00	013600	4.2
	3,400.00	000100	23.8		2,750.00	019300	5.4
	3,400.00	013100	1.2		2,778.67	000100	5.0
	3,500.00	000100	14.7		2,786.41	000100	25.1
	3,600.00	000100	7.7		2,789.80	000100	26.0
	3,653.79	000100	1.8		2,800.00	000100	32.2
	3,800.00	000100	2.1		2,800.00	017400	7.0
	3,850.00	000100	59.9		2,850.00	000100	40.4
	4,000.00	000100	13.1		2,850.00	021200	93.4
	4,150.00	000100	61.0		2,879.67	021200	45.5
	4,250.00	000100	8.0		2,890.00	017200	29.2
	4,750.00	000100	6.0		2,900.00	000100	64.6
	5,000.00	000100	3.0		2,900.00	024500	67.1
	5,500.00	000100	9.3		2,917.48	000100	109.2
	6,160.00	000100	8.9		2,920.32	017600	30.0
Wtd. Avg. Base & Total Tons	3,740.65		289.7		2,940.00	000100	15.2
					2,950.00	002200	205.1
					2,975.00	000100	51.3
					2,976.75	000100	104.3
<b>DISTRICT 4</b>					3,000.00	000100	243.0
<b>Wine Grapes (White)</b>					3,024.22	000100	64.3
Albarino *	3,000.00	000100	1.4		3,075.00	017200	19.6
	3,400.00	000100	2.1		3,100.00	017200	131.5
	3,600.00	000100	5.6		3,100.00	021200	103.4
	3,865.00	000100	7.7		3,108.33	000100	60.0
	3,916.58	000100	8.3		3,121.00	000100	126.8
	4,500.00	020800	8.0		3,150.00	000100	83.4
	4,699.90	000100	2.9				
	6,772.00	013100	1.8		3,150.00	020800	99.8
Wtd. Avg. Base & Total Tons	4,116.07		37.8		3,156.01	000100	19.7

**TABLE 8: BASE PRICE PAID TO GROWERS FOR GRAPES CRUSHED AND DELIVERED TO CALIFORNIA PROCESSORS FROM THE 2023 CROP WITH BRIX FACTORS AND PURCHASED TONNAGE, BY TYPE, VARIETY, REPORTING DISTRICT WHERE GROWN, AND WEIGHTED AVERAGE BASE PRICE**

District, Type, and Variety	Base Price	Brix	Tons	District, Type, and Variety	Base Price	Brix	Tons
	Per Ton	Factors			Per Ton	Factors	
	Dollars	Code <sup>1</sup>			Dollars	Code <sup>1</sup>	
<b>DISTRICT 4 (Cont'd)</b>					3,825.00	000100	1.5
Chardonnay * (Cont'd)	3,162.18	017200	162.0		3,850.00	017200	10.0
	3,164.34	000100	60.1		3,853.16	000100	60.2
	3,175.29	000100	67.2		3,853.16	017600	20.1
	3,182.70	000100	42.5		3,910.00	000100	2.6
	3,200.00	000100	17.1		3,910.46	000100	148.2
	3,200.00	001900	5.6		3,936.99	000100	5.5
	3,200.00	017600	8.2		3,937.00	000100	3.9
	3,245.00	000100	3.0		3,937.00	013600	2.0
	3,245.06	000100	2.0		3,990.00	017600	39.6
	3,245.23	024300	6.6		4,000.00	000100	193.9
	3,250.00	000100	412.5		4,000.00	013100	7.5
	3,250.00	007900	1.5		4,000.00	015500	59.0
	3,250.00	017200	77.7		4,000.00	017200	46.1
	3,253.22	000100	24.7		4,000.00	017400	6.7
	3,262.00	017200	143.1		4,000.00	019100	11.8
	3,296.98	000100	62.6		4,000.00	025100	4.5
	3,300.00	000100	148.4		4,017.10	000100	65.1
	3,300.00	017400	135.0		4,024.00	000100	9.6
	3,350.00	000100	21.4		4,035.02	017200	25.2
	3,362.43	000100	142.3		4,082.37	000100	37.0
	3,387.85	000100	17.8		4,088.20	000100	22.3
	3,400.00	000100	15.7		4,093.00	000100	10.5
	3,400.00	021200	64.7		4,100.00	000100	5.4
	3,400.00	022700	18.6		4,101.00	000100	565.4
	3,413.75	000100	94.8		4,108.16	000100	18.7
	3,413.90	000100	59.7		4,108.64	013100	22.3
	3,414.07	017400	132.3		4,114.00	000100	20.3
	3,423.47	000100	248.6		4,125.00	000100	6.1
	3,423.47	017200	56.0		4,200.00	000100	60.9
	3,423.47	017400	284.4		4,215.96	017400	3.9
	3,428.67	000100	4.4		4,215.98	000100	104.2
	3,434.00	000100	5.7		4,218.43	021200	53.8
	3,450.00	000100	61.6		4,250.00	000100	72.3
	3,450.00	017400	70.1		4,265.95	000100	474.7
	3,465.00	000100	5.2		4,277.09	000100	29.8
	3,475.00	000100	87.0		4,300.00	009100	2.0
	3,498.04	000100	22.3		4,302.08	000100	14.7
	3,500.00	000100	366.5		4,325.35	017400	268.1
	3,500.00	009100	7.5		4,342.80	000100	12.4
	3,500.00	017000	20.4		4,350.00	000100	14.9
	3,500.00	017200	118.6		4,353.59	000100	32.0
	3,500.00	017400	45.8		4,400.00	000100	71.9
	3,500.00	021200	5.9		4,400.00	002300	53.0
	3,506.60	017400	20.6		4,400.00	017200	63.4
	3,513.32	000100	57.2		4,410.00	000100	4.5
	3,518.33	000100	24.6		4,463.00	000100	7.4
	3,523.47	000100	12.7		4,500.00	000100	54.0
	3,550.00	017600	23.8		4,500.00	017200	22.2
	3,553.00	000100	35.4		4,500.00	021200	7.4
	3,554.44	014000	20.0		4,554.53	000100	1.9
	3,554.94	000100	156.9		4,567.32	017600	138.1
	3,554.94	017000	14.1		4,600.00	000100	29.6
	3,554.96	000100	181.4		4,600.00	007800	10.2
	3,555.00	000100	2.5		4,600.00	017600	9.6
	3,555.00	024800	2.9		4,635.00	000100	7.6
	3,559.00	000100	2.3		4,700.00	000100	6.3
	3,570.00	000100	15.4		4,700.00	009500	1.9
	3,594.64	000100	7.2		4,700.00	021200	15.0
	3,600.00	000100	188.1		4,725.00	000100	2.9
	3,600.00	017400	16.9		4,750.00	000100	50.6
	3,611.41	000100	14.2		4,774.00	000100	5.9
	3,650.00	017600	50.7		4,775.99	000100	15.9
	3,675.00	000100	31.7		4,800.00	000100	19.9
	3,680.00	017000	7.4		4,800.00	017600	35.0
	3,700.00	000100	149.9		4,849.97	000100	3.9
	3,700.00	025400	4.9		4,862.03	000100	14.5
	3,709.68	017600	112.9		4,889.51	000100	54.6
	3,731.04	000100	55.4		4,892.50	000100	8.5
	3,750.00	000100	92.2		4,950.00	000100	49.1
	3,750.00	017200	107.8		4,961.25	000100	5.3
	3,750.00	017400	41.8		4,980.00	000100	4.3
	3,765.82	000100	15.1		5,000.00	000100	683.9
	3,765.82	017400	22.0		5,000.00	013100	5.3
	3,800.00	017400	60.6		5,000.00	017000	10.0

**TABLE 8: BASE PRICE PAID TO GROWERS FOR GRAPES CRUSHED AND DELIVERED TO CALIFORNIA PROCESSORS  
FROM THE 2023 CROP WITH BRIX FACTORS AND PURCHASED TONNAGE, BY TYPE, VARIETY, REPORTING DISTRICT  
WHERE GROWN, AND WEIGHTED AVERAGE BASE PRICE**

District, Type, and Variety	Base Price	Brix	Tons	District, Type, and Variety	Base Price	Brix	Tons
	Per Ton	Factors			Per Ton	Factors	
	Dollars	Code <sup>1</sup>			Dollars	Code <sup>1</sup>	
<b>DISTRICT 4 (Cont'd)</b>				Malvasia Bianca	2,808.00	011300	0.9
Chardonnay * (Cont'd)	5,000.00	017400	209.0		2,900.00	000100	8.2
	5,000.00	017600	14.8	Wtd. Avg. Base & Total Tons	2,890.90		9.1
	5,000.00	021000	3.1				
	5,000.00	021200	6.9	Marsanne	3,500.00	000100	2.6
	5,023.58	000100	8.5	Wtd. Avg. Base & Total Tons	3,500.00		2.6
	5,040.00	017600	15.1				
	5,092.00	000100	7.8	Muscat Blanc *	1,980.00	000100	0.7
	5,098.40	017200	12.9		2,700.00	000100	10.0
	5,150.00	000100	19.7		2,828.71	000100	12.3
	5,151.00	000100	69.8		3,175.00	003200	4.3
	5,250.00	000100	4.8		3,600.00	000100	2.2
	5,250.00	013100	29.5	Wtd. Avg. Base & Total Tons	2,872.94		29.5
	5,251.12	000100	4.7				
	5,252.68	000100	4.9	Muscat Orange	2,650.00	000100	4.9
	5,253.75	000100	14.7	Wtd. Avg. Base & Total Tons	2,650.00		4.9
	5,298.96	016335	12.8				
	5,360.39	000100	4.6	Picpoul Blanc	2,200.00	000100	1.5
	5,500.00	000100	45.7	Wtd. Avg. Base & Total Tons	2,200.00		1.5
	5,500.00	021000	5.1				
	5,512.00	000100	9.2	Pinot Blanc	2,000.00	000100	2.0
	5,550.00	000100	27.6		2,094.88	000100	4.1
	5,561.43	000100	20.0		2,200.00	017600	12.6
	5,743.27	000100	5.8		2,400.00	013800	1.8
	5,750.00	000100	28.4		2,500.00	000100	24.9
	5,775.00	017100	5.9		3,000.00	000100	81.9
	5,902.34	025400	3.4	Wtd. Avg. Base & Total Tons	2,769.67		127.3
	5,940.00	000100	10.9				
	6,000.00	000100	18.6	Pinot Gris *	2,000.00	000100	35.0
	6,000.00	017000	18.3		2,153.95	000100	6.6
	6,064.00	000100	3.0		2,200.00	000100	7.6
	6,365.00	000100	5.2		2,257.37	000100	45.5
	6,381.41	021200	13.5	Wtd. Avg. Base & Total Tons	5,500.00	000100	1.9
	6,500.00	000100	22.5		2,216.32		96.6
	6,501.36	000100	2.4				
	6,576.42	000100	24.1	Ribolla Gialla *	3,200.00	013500	1.9
	6,814.00	024500	42.6		3,700.00	009100	4.6
	6,825.00	011400	2.0		4,000.00	000100	15.5
	6,888.55	000100	29.0		4,000.00	009100	1.1
	6,949.34	000100	19.6		4,500.00	000100	2.2
	7,000.00	000100	33.6	Wtd. Avg. Base & Total Tons	3,928.85		25.3
	7,110.00	000100	8.0				
	7,852.52	000100	33.6	Roussanne	3,611.08	000100	1.7
	8,000.00	000100	4.5	Wtd. Avg. Base & Total Tons	3,611.08		1.7
	8,500.00	017400	7.9				
	9,000.00	021200	8.3	Sauvignon Blanc *	1,980.00	000100	2.7
	9,781.00	000100	1.7		2,000.00	000100	76.4
	17,500.00	000100	18.4		2,063.00	013100	38.0
	18,000.00	000100	1.2		2,100.00	000100	8.6
Wtd. Avg. Base & Total Tons	3,600.14		14,556.1		2,141.00	000100	22.6
					2,200.00	000100	12.1
Chenin Blanc	1,200.00	000100	1.0		2,238.00	000100	27.7
	2,766.00	000100	3.8		2,250.00	000100	96.3
	2,900.00	000100	14.2		2,250.00	024800	2.4
	3,000.00	000100	5.1		2,300.00	013100	229.1
	3,200.00	000100	3.0		2,340.00	013400	10.3
	3,300.00	000100	3.8		2,400.00	000100	37.6
	3,300.00	013600	2.4		2,400.00	017000	3.4
	4,000.00	007900	3.4		2,400.00	017400	10.4
	5,000.00	000100	1.8		2,400.00	020800	7.5
Wtd. Avg. Base & Total Tons	3,138.98		38.5		2,411.00	000100	1.9
					2,424.00	000100	34.5
Fiano	2,500.00	000100	0.5		2,432.00	000100	84.8
Wtd. Avg. Base & Total Tons	2,500.00		0.5		2,433.00	000100	61.6
					2,500.00	000100	107.4
Flora	2,458.67	000100	1.8		2,500.00	001800	19.5
	2,500.00	000100	4.3		2,500.00	013400	139.1
	2,656.63	000100	18.1		2,500.00	017000	28.8
Wtd. Avg. Base & Total Tons	2,614.07		24.2		2,510.00	000100	43.4
					2,588.07	000100	40.5
Grenache Blanc *	3,500.00	000100	3.0		2,605.83	013400	13.2
Wtd. Avg. Base & Total Tons	3,500.00		3.0		2,698.02	000100	63.2
					2,700.00	000100	31.1
					2,750.00	000100	1.7
					2,800.00	000100	63.6

**TABLE 8: BASE PRICE PAID TO GROWERS FOR GRAPES CRUSHED AND DELIVERED TO CALIFORNIA PROCESSORS FROM THE 2023 CROP WITH BRIX FACTORS AND PURCHASED TONNAGE, BY TYPE, VARIETY, REPORTING DISTRICT WHERE GROWN, AND WEIGHTED AVERAGE BASE PRICE**

District, Type, and Variety	Base Price	Brix	Tons	District, Type, and Variety	Base Price	Brix	Tons
	Per Ton	Factors			Per Ton	Factors	
	Dollars	Code <sup>1</sup>			Dollars	Code <sup>1</sup>	
<b>DISTRICT 4 (Cont'd)</b>					3,400.00	027800	4.1
Sauvignon Blanc *(Cont'd)					3,400.55	000100	93.5
	2,800.00	001800	71.3		3,480.00	000100	69.7
	2,800.00	013400	11.9		3,500.00	000100	257.3
	2,800.00	017000	2.5		3,500.00	001900	42.3
	2,850.00	000100	28.1		3,500.00	010700	7.2
	2,900.00	000100	18.6		3,500.00	013400	102.4
	2,900.00	017200	3.2		3,510.47	000100	4.9
	2,919.57	017400	1.3		3,510.47	013100	19.5
	2,924.00	011300	39.3		3,511.17	013600	12.3
	2,924.55	000100	2.0		3,518.38	000100	16.9
	2,924.65	000100	20.0		3,550.00	013400	18.0
	2,925.00	000100	79.5		3,570.00	000100	25.2
	2,925.00	013400	44.7		3,600.00	000100	26.1
	2,925.00	017000	8.5		3,600.00	021200	3.9
	2,925.39	000100	11.4		3,605.00	000100	68.1
	2,925.39	011100	1.5		3,605.00	017400	2.0
	2,925.40	013400	12.8		3,650.00	000100	17.3
	2,930.00	000100	1.7		3,667.00	000100	33.6
	2,930.01	000100	524.8		3,681.58	000100	52.4
	2,930.01	014000	2.9		3,689.42	000100	25.9
	2,930.01	017000	74.4		3,700.00	000100	59.3
	2,930.08	000100	67.1		3,728.72	000100	4.3
	2,940.00	013400	14.6		3,750.00	000100	20.4
	2,950.00	000100	66.7		3,800.00	000100	111.8
	2,959.31	000100	28.3		3,800.00	017200	44.6
	2,959.36	017000	26.4		3,900.00	000100	14.6
	3,000.00	000100	384.4		3,950.00	000100	9.1
	3,000.00	001800	61.3		3,950.00	017200	5.5
	3,000.00	001900	23.3		3,990.40	000100	30.9
	3,000.00	011300	4.4		4,000.00	000100	174.9
	3,000.00	013400	5.1		4,000.00	013400	2.4
	3,000.00	015700	7.1		4,000.00	017200	32.4
	3,000.00	017400	11.2		4,000.00	024800	3.2
	3,018.50	000100	79.5		4,200.00	000100	57.1
	3,025.39	000100	32.9		4,200.00	008100	8.6
	3,030.00	000100	205.8		4,250.00	000100	23.4
	3,036.30	013400	52.5		4,250.00	023500	3.1
	3,065.00	000100	61.2		4,500.00	000100	42.8
	3,100.00	000100	288.7		4,600.00	000100	12.8
	3,100.00	013400	107.1		4,830.00	000100	36.5
	3,100.00	017000	7.9		4,861.05	000100	3.7
	3,135.00	000100	28.0		5,000.00	000100	98.0
	3,148.74	000100	30.3		5,000.00	001000	2.0
	3,150.00	013400	11.0		5,000.00	017200	1.4
	3,193.00	000100	9.9		5,005.00	017400	2.7
	3,200.00	000100	57.1		5,200.00	025100	2.0
	3,200.00	013400	12.9		5,250.00	000100	16.3
	3,200.00	014100	5.3		5,494.00	000100	10.6
	3,200.00	022700	41.8		5,500.00	000100	7.9
	3,217.12	000100	1.6		5,500.00	028200	3.7
	3,217.93	000100	11.6		5,600.00	000100	2.9
	3,217.93	017000	19.3		5,800.00	000100	7.0
	3,218.00	017400	6.7		5,900.00	000100	5.7
	3,223.01	000100	173.4		6,600.00	000100	10.3
	3,223.01	001900	59.4		8,000.00	000100	2.5
	3,223.01	017200	4.6		9,781.00	000100	3.9
	3,225.00	004050	2.3		3,164.71		6,799.9
	3,250.00	000100	61.9	Wtd. Avg. Base & Total Tons			
	3,269.00	003200	11.6				
	3,275.00	000100	325.9	Sauvignon Gris	2,925.00	000100	9.3
	3,293.07	000100	35.1		3,109.89	000100	11.5
	3,300.00	000100	38.6	Wtd. Avg. Base & Total Tons	3,027.22		20.8
	3,300.00	013400	2.3				
	3,305.21	017000	38.9	Semillon	2,300.00	000100	1.9
	3,315.92	000100	3.2		2,550.00	000100	0.5
	3,327.00	000100	16.7		2,600.00	000100	5.2
	3,327.90	000100	22.9		3,030.00	000100	7.1
	3,328.00	017200	11.8		3,150.00	008100	3.4
	3,350.00	013400	28.9		3,200.00	000100	10.7
	3,356.52	017200	11.2		3,242.87	000100	6.5
	3,359.73	000100	6.0		3,300.00	000100	9.0
	3,363.00	000100	30.5		3,330.40	000100	2.6
	3,363.35	000100	12.0		3,330.41	000100	30.7
	3,368.68	000100	16.0		3,330.41	014000	8.2
	3,400.00	000100	55.0		3,386.00	000100	2.8



**TABLE 8: BASE PRICE PAID TO GROWERS FOR GRAPES CRUSHED AND DELIVERED TO CALIFORNIA PROCESSORS FROM THE 2023 CROP WITH BRIX FACTORS AND PURCHASED TONNAGE, BY TYPE, VARIETY, REPORTING DISTRICT WHERE GROWN, AND WEIGHTED AVERAGE BASE PRICE**

District, Type, and Variety	Base Price	Brix	Tons	District, Type, and Variety	Base Price	Brix	Tons
	Per Ton	Factors			Per Ton	Factors	
	Dollars	Code <sup>1</sup>			Dollars	Code <sup>1</sup>	
<b>DISTRICT 4 (Cont'd)</b>					4,830.00	000100	1.3
Semillon (Cont'd)	3,400.00	000100	1.5		5,000.00	000100	1.5
	3,500.00	000100	22.6		13,125.00	000100	5.9
	3,521.00	000100	8.4	Wtd. Avg. Base & Total Tons	5,678.31		26.2
	3,554.92	000100	0.5				
	3,582.71	008100	4.5	<b>Wine Grapes (Red)</b>			
	3,650.00	000100	5.4	Aglianico	4,436.15	000100	0.9
	3,658.00	000100	1.0	Wtd. Avg. Base & Total Tons	4,436.15		0.9
	3,700.00	000100	8.4				
	3,725.25	000100	25.3	Aleatico	2,792.00	000100	2.9
	3,750.00	000100	4.7	Wtd. Avg. Base & Total Tons	2,792.00		2.9
	3,800.00	008100	15.2				
	3,903.00	000100	2.3	Barbera	3,753.88	000100	1.0
	3,978.50	000100	5.8	Wtd. Avg. Base & Total Tons	3,753.88		1.0
	3,992.83	007800	21.3				
	3,996.35	000100	2.7	Blaufraenkisch *	5,000.00	000100	0.4
	4,000.00	000100	1.5	Wtd. Avg. Base & Total Tons	5,000.00		0.4
	4,000.00	009000	8.8				
	4,040.00	000100	19.4	Cabernet Franc	1,000.00	000100	1.1
	4,110.65	000100	5.1		1,000.00	021200	2.0
	4,234.00	000100	9.4		1,872.31	023400	21.0
	4,600.00	000100	0.5		2,000.00	000100	2.4
	5,000.00	000100	4.2		2,000.00	021200	0.8
	9,781.00	000100	3.8		2,500.00	000100	4.4
Wtd. Avg. Base & Total Tons	18,000.00	000100	0.6		2,500.00	007900	2.2
	3,754.53		271.5		3,000.00	000100	6.2
					3,000.00	025000	6.8
Tocai Friulano	3,200.00	013500	2.8		3,300.00	013600	1.0
	3,700.00	017000	9.0		3,500.00	000100	9.4
	3,900.00	017000	3.2		3,500.00	021000	5.9
Wtd. Avg. Base & Total Tons	4,000.00	000100	1.1		3,800.00	000100	4.2
	3,673.29		16.1		4,000.00	000100	3.5
					4,000.00	017600	1.4
Verdejo	2,758.00	000100	1.4		4,300.00	011300	2.0
Wtd. Avg. Base & Total Tons	2,758.00		1.4		4,467.00	000100	41.2
					4,500.00	000100	11.0
Vermentino *	2,000.00	000100	2.4		5,000.00	000100	21.5
	2,150.00	000100	3.5		5,000.00	025100	3.6
	2,356.00	020800	5.0		5,000.00	028000	2.0
	2,400.00	000100	5.1		5,150.00	000100	3.2
	2,750.00	000100	2.0		5,200.00	021500	1.6
	2,855.41	000100	11.5		5,202.00	017800	7.4
	4,750.00	011600	2.4		5,250.00	020800	2.1
Wtd. Avg. Base & Total Tons	2,698.50		31.9		5,400.00	000100	22.0
					5,445.00	000100	2.6
Viognier	2,493.00	013600	12.7		5,500.00	000100	9.4
	3,021.34	000100	24.8		5,525.77	000100	2.2
	3,500.00	013400	2.4		5,700.00	000100	4.8
	3,534.82	000100	2.1		6,000.00	000100	11.1
	3,535.00	000100	0.2		6,300.00	017200	3.0
	3,573.80	000100	3.0		6,500.00	000100	44.4
	3,580.00	000100	5.1		6,500.00	025100	1.2
	3,880.00	000100	47.6		7,000.00	000100	16.0
	4,000.00	000100	1.7		7,000.00	024800	0.2
	4,110.00	000100	2.3		7,097.00	000100	0.8
	4,190.00	000100	1.3		7,426.00	000100	2.7
	4,190.00	019600	1.3		7,500.00	000100	56.5
	4,242.00	000100	8.0		7,500.00	019600	2.8
	4,288.56	000100	4.1		7,539.69	000100	3.2
	4,532.00	000100	3.1		7,578.00	021500	9.6
	5,000.00	000100	4.9		7,621.23	000100	6.4
	5,074.80	025400	1.1		7,650.00	021000	0.5
	6,000.00	000100	0.7		7,686.00	000100	13.7
	6,074.27	000100	1.0		7,689.24	027600	4.0
Wtd. Avg. Base & Total Tons	3,688.07		127.4		7,726.95	000100	11.2
					7,800.00	000100	4.9
White Riesling *	2,000.00	000100	6.0		7,868.30	000100	5.5
	3,500.00	000100	3.3		7,900.79	000100	1.0
	4,200.00	000100	5.1		8,000.00	000100	35.8
	5,000.00	000100	118.9		8,000.00	017600	10.0
Wtd. Avg. Base & Total Tons	4,797.22		133.3		8,000.00	026900	6.5
					8,064.20	017400	6.6
Other White Wine <sup>4</sup>	2,736.40	000100	2.2		8,070.60	000100	5.1
	3,283.35	000100	9.3		8,248.00	000100	14.4
	3,500.00	000100	6.0		8,296.00	000100	1.0

**TABLE 8: BASE PRICE PAID TO GROWERS FOR GRAPES CRUSHED AND DELIVERED TO CALIFORNIA PROCESSORS  
FROM THE 2023 CROP WITH BRIX FACTORS AND PURCHASED TONNAGE, BY TYPE, VARIETY, REPORTING DISTRICT  
WHERE GROWN, AND WEIGHTED AVERAGE BASE PRICE**

District, Type, and Variety	Base Price	Brix	Tons	District, Type, and Variety	Base Price	Brix	Tons
	Per Ton	Factors			Per Ton	Factors	
	Dollars	Code <sup>1</sup>			Dollars	Code <sup>1</sup>	
<b>DISTRICT 4 (Cont'd)</b>							
Cabernet Franc (Cont'd)	8,300.00	000100	5.0		11,461.31	000100	5.4
	8,365.36	000100	33.9		11,500.00	000100	14.4
	8,373.57	000100	1.3		11,500.00	028000	0.5
	8,400.00	000100	19.3		11,532.00	000100	46.9
	8,487.20	000100	34.6		11,576.00	000100	2.3
	8,500.00	000100	14.0		11,593.00	000100	0.8
	8,500.00	024800	10.0		11,687.00	000100	7.3
	8,653.03	000100	3.9		11,854.00	000100	2.3
	8,737.34	000100	9.9		12,000.00	000100	9.5
	9,000.00	000100	65.2		12,110.00	000100	2.9
	9,000.00	004255	3.4		12,155.00	000100	5.4
	9,000.00	011600	0.3		12,155.00	021950	3.1
	9,000.00	017600	17.5		12,224.70	027100	8.0
	9,000.00	024800	1.2		12,324.75	000100	3.1
	9,100.00	017600	30.4		12,325.00	000100	2.5
	9,176.64	000100	3.9		12,347.09	000100	3.4
	9,200.00	000100	2.5		12,356.15	000100	30.2
	9,250.00	000100	9.6		12,499.00	000100	4.9
	9,300.00	000100	14.4		12,500.00	000100	39.7
	9,303.89	000100	12.1		12,500.00	025450	1.5
	9,305.00	024500	2.3		12,500.00	027600	9.4
	9,414.31	024300	0.6		12,544.33	000100	3.8
	9,500.00	000100	12.1		12,600.00	000100	6.6
	9,500.00	024800	3.3		12,900.00	000100	4.3
	9,537.00	000100	2.4		12,914.52	000100	5.7
	9,548.10	017600	0.4		12,996.00	000100	35.1
	9,566.83	000100	1.2		13,000.00	000100	13.3
	9,600.00	000100	9.0		13,023.00	000100	1.2
	9,694.72	000100	1.9		13,070.88	000100	22.6
	9,737.18	000100	7.2		13,071.00	000100	3.5
	9,737.90	000100	3.4		13,342.84	000100	1.4
	9,750.00	000100	20.5		13,500.00	024500	2.0
	9,781.00	000100	3.0		13,745.49	000100	1.2
	9,800.00	026900	2.9		13,857.76	021000	5.7
	9,853.53	000100	1.7		14,000.00	000100	14.9
	9,893.13	000100	8.2		14,066.15	000100	1.5
	9,895.50	000100	4.5		14,753.91	000100	1.8
	9,900.00	000100	24.3		15,000.00	000100	15.0
	9,950.72	000100	3.0		15,173.00	000100	0.5
	10,000.00	000100	28.5		15,173.20	000100	2.5
	10,000.00	021000	8.2		15,500.00	028000	7.1
	10,000.00	024800	12.8		15,577.82	000100	5.3
	10,155.94	024800	5.0		15,750.00	000100	3.9
	10,221.12	066126	2.3		16,000.00	000100	16.5
	10,247.29	023500	3.6		16,152.29	000100	3.2
	10,266.64	024500	21.5		16,156.00	000100	4.4
	10,300.00	025400	6.1		16,500.00	000100	2.1
	10,400.00	000100	2.8		16,855.32	000100	2.4
	10,416.00	000100	19.0		17,021.70	000100	2.5
	10,416.32	000100	54.0		17,500.00	000100	9.2
	10,419.00	000100	7.0		17,500.00	023400	3.5
	10,419.37	014000	34.1		17,627.38	000100	1.9
	10,453.61	000100	1.0		17,925.43	000100	1.0
	10,500.00	000100	44.4		18,000.00	000100	37.0
	10,534.99	000100	22.2		18,034.00	000100	0.8
	10,716.00	000100	2.3		19,051.00	000100	2.4
	10,744.00	000100	48.6		19,181.00	000100	3.9
	10,744.00	024500	16.4		19,185.55	000100	2.2
	10,744.48	000100	35.8		19,500.00	000100	1.1
	10,744.48	014500	2.9		19,696.89	000100	0.7
	10,745.00	000100	2.2		20,000.00	000100	6.6
	10,745.00	024500	1.0		20,283.91	000100	7.5
	10,751.00	000100	2.0		21,400.00	000100	10.2
	10,779.97	025400	1.4		21,555.91	000100	2.2
	10,815.00	000100	4.0		25,000.00	000100	23.5
	10,816.00	024800	2.3		26,667.00	000100	4.2
	10,830.00	023400	2.5		30,625.00	000100	1.9
	10,830.19	000100	0.7		32,500.00	000100	6.1
	11,000.00	000100	16.4		32,832.34	000100	4.2
	11,022.96	000100	5.2		33,600.00	000100	3.6
	11,024.00	002600	5.9		39,375.00	000100	2.5
	11,200.00	000100	3.5		43,750.00	000100	5.7
	11,404.09	000100	5.6				
	11,457.60	000100	0.1				

**TABLE 8: BASE PRICE PAID TO GROWERS FOR GRAPES CRUSHED AND DELIVERED TO CALIFORNIA PROCESSORS FROM THE 2023 CROP WITH BRIX FACTORS AND PURCHASED TONNAGE, BY TYPE, VARIETY, REPORTING DISTRICT WHERE GROWN, AND WEIGHTED AVERAGE BASE PRICE**

District, Type, and Variety	Base Price	Brix	Tons	District, Type, and Variety	Base Price	Brix	Tons
	Per Ton	Factors			Per Ton	Factors	
	Dollars	Code <sup>1</sup>			Dollars	Code <sup>1</sup>	
<b>DISTRICT 4 (Cont'd)</b>					4,750.00	017200	2.5
Cabernet Franc (Cont'd)	45,027.50	000100	1.1		4,850.00	021500	141.8
	50,000.00	000100	4.2		4,900.00	000100	3.0
Wtd. Avg. Base & Total Tons	10,620.72		1,863.3		5,000.00	000100	801.5
					5,000.00	014100	9.2
Cabernet Sauvignon	200.00	000100	58.7		5,000.00	024500	7.4
	379.85	000100	69.9		5,000.00	024800	0.5
	500.00	000100	31.7		5,000.00	025100	10.2
	899.55	000100	9.9		5,017.71	000100	200.3
	900.00	000100	3.7		5,200.00	000100	19.0
	1,000.00	000100	393.2		5,200.00	021500	4.0
	1,200.00	000100	2.6		5,202.00	017800	39.2
	1,250.00	000100	52.1		5,250.00	020800	18.8
	1,300.00	000100	1.9		5,300.00	000100	10.2
	1,500.00	000100	10.5		5,400.00	000100	402.6
	1,600.00	000100	327.6		5,445.00	000100	11.5
	1,700.00	000100	1.3		5,491.00	000100	4.5
	1,750.00	000100	74.6		5,500.00	000100	177.6
	1,872.31	021500	51.4		5,500.00	017000	24.5
	2,000.00	000100	27.6		5,500.00	017400	259.9
	2,400.00	000100	18.7		5,500.00	019400	14.4
	2,500.00	000100	77.7		5,500.00	021200	3.5
	2,500.00	017400	28.9		5,500.00	021300	4.1
	2,500.00	017600	75.3		5,500.00	024500	12.4
	2,625.00	000100	2.1		5,600.00	000100	5.4
	2,800.00	000100	4.0		5,750.00	000100	3.1
	2,800.00	017200	114.7		5,750.00	017900	47.7
	2,900.00	000100	50.0		5,800.00	000100	875.5
	3,000.00	000100	99.6		5,900.00	013800	5.4
	3,000.00	017400	581.1		5,923.36	000100	5.1
	3,000.00	024800	8.7		6,000.00	000100	853.8
	3,000.00	028000	1.8		6,000.00	003100	15.1
	3,125.00	000100	0.8		6,000.00	017400	5.1
	3,165.00	000100	1.6		6,000.00	021200	103.7
	3,200.00	026500	46.0		6,000.00	021500	1.6
	3,300.00	000100	2.0		6,000.00	021800	8.3
	3,400.00	017400	15.8		6,000.00	024800	17.6
	3,500.00	000100	103.5		6,000.00	025100	127.9
	3,500.00	020800	1.9		6,000.00	028000	8.8
	3,500.00	021000	1.8		6,034.00	000100	26.9
	3,500.00	023100	7.8		6,045.00	000100	306.8
	3,500.00	024500	0.5		6,086.00	000100	2,049.5
	3,605.00	017900	3.0		6,100.00	000100	47.2
	3,733.75	017900	4.2		6,138.36	024500	8.3
	3,750.00	000100	239.2		6,166.00	021500	77.9
	3,773.58	000100	5.3		6,174.00	000100	95.2
	3,850.00	000100	96.5		6,200.00	000100	568.5
	3,900.00	000100	169.5		6,213.75	000100	21.2
	4,000.00	000100	311.9		6,221.00	021500	17.6
	4,000.00	017400	176.2		6,250.00	000100	771.6
	4,000.00	017800	0.7		6,270.00	000100	26.0
	4,000.00	021100	1.9		6,300.00	000100	42.4
	4,000.00	024800	13.7		6,350.00	000100	40.5
	4,040.00	003100	5.6		6,363.00	000100	15.4
	4,100.00	000100	1.1		6,365.00	000100	16.0
	4,200.00	000100	4.2		6,370.00	000100	9.3
	4,250.00	000100	38.8		6,386.00	000100	150.6
	4,294.00	000100	9.7		6,400.00	000100	75.8
	4,296.00	000100	2.6		6,414.33	000100	20.4
	4,300.00	000100	19.5		6,437.50	000100	249.9
	4,370.00	000100	3.8		6,438.75	017900	49.4
	4,375.00	000100	3.3		6,484.77	023500	3.4
	4,386.51	017200	439.6		6,500.00	000100	2,499.3
	4,486.05	000100	42.0		6,500.00	017600	1.5
	4,500.00	000100	38.4		6,500.00	017900	165.6
	4,500.00	017400	666.3		6,500.00	021000	5.2
	4,500.00	021500	13.7		6,500.00	021200	42.9
	4,500.00	024500	6.2		6,500.00	021500	9.3
	4,500.00	025100	3.9		6,500.00	025100	47.9
	4,517.00	003200	49.5		6,598.00	000100	98.3
	4,518.00	024500	8.0		6,600.00	017900	54.7
	4,600.00	000100	6.9		6,630.00	003100	4.7
	4,600.00	027100	9.4		6,630.00	017900	26.6
	4,725.00	013600	1.2		6,643.50	017900	280.8
	4,750.00	000100	2.1		6,695.00	000100	656.4

**TABLE 8: BASE PRICE PAID TO GROWERS FOR GRAPES CRUSHED AND DELIVERED TO CALIFORNIA PROCESSORS  
FROM THE 2023 CROP WITH BRIX FACTORS AND PURCHASED TONNAGE, BY TYPE, VARIETY, REPORTING DISTRICT  
WHERE GROWN, AND WEIGHTED AVERAGE BASE PRICE**

District, Type, and Variety	Base Price	Brix	Tons	District, Type, and Variety	Base Price	Brix	Tons
	Per Ton	Factors			Per Ton	Factors	
	Dollars	Code <sup>1</sup>			Dollars	Code <sup>1</sup>	
<b>DISTRICT 4 (Cont'd)</b>					7,720.00	000100	2.4
Cabernet Sauvignon (Cont'd)					7,750.00	000100	31.3
	6,700.00	000100	322.9		7,750.00	024800	117.2
	6,730.00	021500	1.3		7,761.96	021000	302.9
	6,750.00	000100	87.3		7,787.73	000100	90.2
	6,760.00	000100	2.7		7,787.78	000100	14.7
	6,800.00	000100	409.5		7,794.57	000100	11.4
	6,800.00	024800	55.1		7,800.00	000100	368.8
	6,800.00	026900	24.0		7,800.00	026900	79.1
	6,807.94	000100	86.2		7,813.97	021500	223.6
	6,825.00	000100	135.1		7,820.00	000100	20.2
	6,825.00	017900	129.5		7,834.47	000100	53.6
	6,846.50	024500	22.4		7,840.01	017800	21.6
	6,850.00	000100	41.8		7,856.00	000100	24.8
	6,895.85	000100	103.0		7,868.95	000100	54.2
	6,900.00	000100	221.8		7,869.00	000100	41.4
	6,900.00	024800	19.6		7,872.00	000100	13.2
	6,911.00	000100	355.2		7,875.00	000100	33.9
	6,924.72	000100	13.8		7,875.00	025100	19.3
	6,928.00	000100	22.4		7,887.73	000100	29.2
	7,000.00	000100	677.6		7,900.00	000100	144.3
	7,000.00	003100	12.9		7,930.00	000100	28.0
	7,000.00	011600	17.7		7,956.00	000100	4.0
	7,000.00	014500	1.1		7,968.95	000100	1.5
	7,000.00	017900	73.9		7,968.96	000100	1.5
	7,000.00	020800	7.8		8,000.00	000100	860.6
	7,000.00	021500	5.5		8,000.00	003200	51.7
	7,000.00	022700	4.3		8,000.00	011600	2.8
	7,000.00	023100	24.0		8,000.00	013600	0.5
	7,000.00	024800	28.4		8,000.00	017900	249.4
	7,000.00	025100	44.9		8,000.00	020800	5.0
	7,000.00	027800	17.4		8,000.00	021500	64.5
	7,027.90	000100	0.7		8,000.00	024500	2.7
	7,035.00	000100	85.6		8,000.00	024800	270.7
	7,035.00	026900	75.8		8,000.00	025100	9.1
	7,036.86	000100	15.2		8,000.00	025300	14.7
	7,045.50	000100	44.7		8,000.00	026900	147.4
	7,075.00	017400	163.1		8,000.00	027800	9.8
	7,100.00	000100	7.7		8,000.00	028100	4.6
	7,166.25	000100	32.8		8,000.00	028840	5.2
	7,167.00	024500	10.2		8,012.00	000100	15.0
	7,194.27	000100	19.9		8,017.00	003200	13.6
	7,200.00	000100	379.7		8,023.01	024300	18.1
	7,210.00	017900	57.9		8,082.00	000100	2.9
	7,231.80	000100	6.1		8,082.06	000100	7.6
	7,247.42	000100	32.8		8,100.00	000100	5.8
	7,250.00	000100	17.8		8,100.00	017900	12.3
	7,250.00	017900	112.1		8,100.00	026900	11.7
	7,300.00	000100	11.7		8,150.00	000100	3.2
	7,315.00	000100	2.5		8,160.00	000100	5.4
	7,350.00	000100	18.2		8,174.71	000100	12.4
	7,400.00	000100	47.3		8,200.00	000100	343.0
	7,467.50	017900	75.0		8,200.00	026900	42.3
	7,490.00	000100	122.8		8,200.00	028200	15.4
	7,497.00	000100	23.5		8,202.85	000100	9.9
	7,497.59	000100	155.8		8,245.59	000100	54.6
	7,500.00	000100	772.0		8,250.00	000100	25.8
	7,500.00	003100	18.9		8,250.00	000100	152.0
	7,500.00	019600	4.0		8,300.00	000100	87.9
	7,500.00	020800	74.1		8,306.12	000100	42.2
	7,500.00	021200	12.1		8,322.59	000100	22.1
	7,500.00	022800	2.7		8,325.02	017900	58.3
	7,500.00	023500	24.3		8,333.00	000100	103.6
	7,500.00	024800	59.0		8,350.00	021000	0.7
	7,500.00	025400	1.1		8,373.57	000100	29.0
	7,500.00	027800	8.1		8,375.60	000100	2.9
	7,560.00	000100	111.1		8,381.85	000100	8.3
	7,561.00	000100	25.5		8,383.65	021500	65.6
	7,589.19	000100	11.1		8,400.00	000100	301.9
	7,592.00	000100	17.8		8,424.15	024800	8.2
	7,600.00	000100	263.7		8,425.00	000100	107.8
	7,612.22	000100	16.1		8,450.00	000100	49.7
	7,650.00	000100	9.1		8,450.00	021500	5.9
	7,700.00	000100	60.9		8,453.00	000100	12.5
	7,700.00	021500	4.1		8,463.00	000100	31.3
	7,700.00	025100	17.3				

**TABLE 8: BASE PRICE PAID TO GROWERS FOR GRAPES CRUSHED AND DELIVERED TO CALIFORNIA PROCESSORS FROM THE 2023 CROP WITH BRIX FACTORS AND PURCHASED TONNAGE, BY TYPE, VARIETY, REPORTING DISTRICT WHERE GROWN, AND WEIGHTED AVERAGE BASE PRICE**

District, Type, and Variety	Base Price	Brix	Tons	District, Type, and Variety	Base Price	Brix	Tons
	Per Ton	Factors			Per Ton	Factors	
	Dollars	Code <sup>1</sup>			Dollars	Code <sup>1</sup>	
<b>DISTRICT 4 (Cont'd)</b>					8,994.08	000100	31.2
Cabernet Sauvignon (Cont'd)	8,464.27	000100	1.9		8,997.00	000100	215.8
	8,483.00	000100	38.5		8,999.00	000100	32.0
	8,487.00	000100	4.4		9,000.00	000100	744.1
	8,500.00	000100	407.4		9,000.00	011600	2.3
	8,500.00	017600	1.9		9,000.00	011650	5.0
	8,500.00	017900	40.6		9,000.00	013600	13.3
	8,500.00	021500	64.2		9,000.00	017900	78.0
	8,500.00	024800	185.1		9,000.00	021000	6.5
	8,500.00	025100	7.9		9,000.00	021950	1.6
	8,500.00	025400	18.5		9,000.00	024800	35.0
	8,500.00	026900	38.7		9,000.00	025000	3.3
	8,500.00	027800	10.0		9,000.00	025100	33.1
	8,500.00	028000	5.6		9,005.57	000100	30.7
	8,513.32	027100	70.7		9,019.37	000100	18.4
	8,515.00	000100	0.2		9,022.50	000100	3.0
	8,517.60	000100	23.4		9,064.00	017900	6.7
	8,519.70	000100	14.0		9,087.66	000100	40.5
	8,543.38	000100	7.7		9,093.45	000100	26.3
	8,547.00	020800	8.5		9,100.00	000100	5.0
	8,547.83	000100	2.7		9,100.00	017900	55.1
	8,550.00	000100	25.9		9,100.00	021200	12.2
	8,551.65	017900	108.5		9,107.06	025100	1.9
	8,600.00	000100	65.5		9,113.00	000100	6.2
	8,622.00	000100	22.1		9,115.33	000100	57.7
	8,653.03	000100	325.2		9,133.00	000100	17.0
	8,699.38	000100	72.5		9,139.28	000100	84.4
	8,700.00	000100	89.3		9,170.45	017900	52.1
	8,700.00	021500	101.2		9,176.47	000100	8.3
	8,700.00	024800	38.8		9,176.64	000100	11.8
	8,700.00	026900	55.7		9,180.44	000100	7.3
	8,713.00	000100	0.8		9,180.44	021500	45.8
	8,727.20	000100	30.8		9,200.00	000100	131.8
	8,733.76	000100	103.0		9,204.71	000100	32.2
	8,737.34	000100	50.1		9,212.00	000100	8.9
	8,739.49	000100	30.7		9,223.99	000100	2.3
	8,740.00	000100	4.0		9,250.00	000100	125.0
	8,743.00	000100	408.5		9,252.00	000100	18.7
	8,743.28	000100	527.5		9,254.42	014100	4.3
	8,743.28	003100	33.2		9,256.00	000100	5.8
	8,743.28	003200	40.2		9,265.00	000100	27.3
	8,743.28	021500	119.0		9,266.25	000100	9.4
	8,750.00	000100	74.4		9,266.70	000100	4.9
	8,773.00	023500	17.5		9,273.00	000100	65.3
	8,800.00	000100	157.4		9,275.55	000100	16.3
	8,800.00	024800	10.4		9,278.77	000100	27.4
	8,800.00	025100	4.1		9,296.47	021500	37.4
	8,802.60	000100	18.1		9,300.00	000100	21.7
	8,813.00	000100	5.1		9,300.00	024800	20.8
	8,813.38	000100	693.0		9,305.00	024500	189.1
	8,813.38	021500	45.9		9,308.56	000100	6.9
	8,819.00	000100	31.6		9,319.17	017600	4.4
	8,819.37	000100	193.8		9,329.08	017900	15.9
	8,819.37	014000	113.1		9,350.00	000100	49.1
	8,819.37	020800	56.9		9,354.00	000100	3.7
	8,819.37	025400	1.5		9,355.31	000100	45.2
	8,842.55	003100	14.0		9,360.00	000100	59.4
	8,845.36	000100	10.6		9,372.00	000100	19.9
	8,850.00	000100	11.2		9,383.00	024500	21.5
	8,874.89	024800	18.9		9,400.00	026900	24.5
	8,875.13	000100	45.8		9,406.00	000100	22.7
	8,882.50	000100	36.7		9,432.78	000100	19.0
	8,888.00	000100	2.2		9,441.00	000100	33.9
	8,890.09	000100	494.1		9,442.74	000100	56.2
	8,900.00	000100	72.1		9,450.00	000100	60.1
	8,925.00	000100	79.0		9,450.00	024500	25.6
	8,943.28	000100	7.6		9,459.75	027600	11.7
	8,947.00	000100	7.9		9,480.00	000100	75.2
	8,950.00	000100	32.9		9,481.00	000100	2.8
	8,950.00	002600	21.2		9,494.00	000100	23.9
	8,954.00	000100	21.5		9,500.00	000100	516.9
	8,986.78	000100	33.4		9,500.00	011300	3.2
	8,988.61	023000	48.0		9,500.00	014100	8.7
	8,992.00	023000	4.1		9,500.00	017900	6.3
	8,992.84	000100	251.9		9,500.00	021000	11.0

**TABLE 8: BASE PRICE PAID TO GROWERS FOR GRAPES CRUSHED AND DELIVERED TO CALIFORNIA PROCESSORS FROM THE 2023 CROP WITH BRIX FACTORS AND PURCHASED TONNAGE, BY TYPE, VARIETY, REPORTING DISTRICT WHERE GROWN, AND WEIGHTED AVERAGE BASE PRICE**

District, Type, and Variety	Base Price	Brix	Tons	District, Type, and Variety	Base Price	Brix	Tons
	Per Ton	Factors			Per Ton	Factors	
	Dollars	Code <sup>1</sup>			Dollars	Code <sup>1</sup>	
<b>DISTRICT 4 (Cont'd)</b>					10,053.93	000100	12.0
Cabernet Sauvignon (Cont'd)	9,500.00	021200	7.4		10,054.77	000100	31.0
	9,500.00	021500	30.3		10,054.77	017800	31.3
	9,500.00	023500	9.2		10,055.00	000100	5.6
	9,500.00	025100	7.2		10,055.00	025100	3.0
	9,500.00	028200	1.1		10,080.00	000100	16.9
	9,508.22	000100	4.5		10,097.00	000100	13.6
	9,518.00	024500	16.2		10,097.00	024500	70.9
	9,534.90	000100	7.8		10,125.00	000100	22.5
	9,535.33	003200	29.9		10,129.00	000100	13.3
	9,548.10	000100	4.7		10,130.00	021600	3.5
	9,548.10	017900	9.0		10,135.00	000100	8.8
	9,550.00	000100	5.7		10,135.39	000100	95.2
	9,572.00	000100	2.3		10,142.28	000100	5.4
	9,600.00	000100	1.9		10,144.79	000100	10.8
	9,613.00	024500	1.4		10,200.00	000100	16.6
	9,613.44	000100	52.0		10,223.52	000100	244.4
	9,617.00	000100	10.0		10,250.00	000100	26.4
	9,617.16	000100	17.0		10,250.00	024500	7.1
	9,617.61	000100	233.9		10,250.00	024800	12.5
	9,617.61	021500	109.4		10,273.27	000100	19.7
	9,620.00	017900	65.3		10,289.00	000100	24.3
	9,658.00	000100	8.4		10,300.00	000100	4.3
	9,669.00	000100	3.8		10,302.00	024500	8.4
	9,679.37	028200	3.2		10,312.60	000100	1.8
	9,694.00	000100	4.6		10,326.25	000100	11.8
	9,694.00	024800	7.8		10,337.00	000100	2.4
	9,700.00	000100	19.9		10,358.00	024500	6.4
	9,700.90	000100	10.0		10,362.57	000100	9.6
	9,701.31	017600	37.9		10,380.00	000100	5.8
	9,708.00	000100	66.1		10,383.64	000100	134.1
	9,717.79	017900	106.1		10,385.39	000100	44.9
	9,744.00	000100	1.1		10,404.00	021500	11.1
	9,750.00	000100	97.5		10,425.00	000100	12.5
	9,750.00	014000	3.0		10,425.84	000100	9.2
	9,780.75	000100	15.4		10,446.00	000100	107.1
	9,785.00	000100	45.7		10,454.00	000100	1.6
	9,800.00	024800	5.2		10,478.00	000100	51.7
	9,800.00	028800	29.8		10,480.51	000100	8.1
	9,820.28	024600	34.1		10,480.51	017900	44.1
	9,841.00	000100	3.8		10,487.39	000100	26.7
	9,850.00	000100	20.8		10,487.39	025400	12.2
	9,882.85	017900	22.3		10,491.93	000100	6.9
	9,883.00	000100	12.3		10,491.94	000100	159.6
	9,883.28	000100	11.5		10,492.00	000100	18.3
	9,900.00	000100	287.0		10,500.00	000100	371.2
	9,917.49	021500	5.9		10,500.00	017800	21.1
	9,922.50	000100	6.4		10,500.00	021000	2.3
	9,927.00	000100	18.5		10,500.00	024500	22.0
	9,961.35	000100	11.4		10,500.00	027800	1.2
	9,975.00	000100	11.6		10,500.00	028000	4.4
	9,976.58	000100	16.1		10,547.75	000100	31.2
	9,979.00	000100	44.1		10,576.06	000100	98.8
	9,990.00	000100	20.7		10,583.24	000100	51.6
	9,990.00	026900	15.5		10,600.00	000100	16.2
	9,995.83	000100	10.8		10,603.00	000100	7.5
	10,000.00	000100	1,457.7		10,620.00	000100	57.1
	10,000.00	002600	17.9		10,650.00	000100	6.8
	10,000.00	003100	34.5		10,660.00	000100	31.9
	10,000.00	003200	74.5		10,666.22	000100	759.8
	10,000.00	011600	7.2		10,670.00	000100	300.9
	10,000.00	014500	6.2		10,675.00	000100	8.6
	10,000.00	017900	79.7		10,689.75	014100	20.0
	10,000.00	020900	0.5		10,692.33	000100	3.1
	10,000.00	024500	24.0		10,700.00	000100	35.5
	10,000.00	024800	26.6		10,731.74	000100	4.0
	10,000.00	025100	11.0		10,734.00	000100	10.2
	10,000.00	027100	17.0		10,736.00	000100	7.5
	10,000.00	027800	17.2		10,746.00	000100	250.7
	10,004.50	000100	55.6		10,749.28	000100	15.5
	10,034.00	000100	46.3		10,762.00	000100	6.0
	10,039.64	000100	18.6		10,781.25	000100	1.7
	10,042.36	000100	39.4		10,784.00	000100	11.0
	10,043.82	017900	40.3		10,785.24	000100	21.0
	10,050.41	000100	14.8		10,788.78	000100	1.3

**TABLE 8: BASE PRICE PAID TO GROWERS FOR GRAPES CRUSHED AND DELIVERED TO CALIFORNIA PROCESSORS FROM THE 2023 CROP WITH BRIX FACTORS AND PURCHASED TONNAGE, BY TYPE, VARIETY, REPORTING DISTRICT WHERE GROWN, AND WEIGHTED AVERAGE BASE PRICE**

District, Type, and Variety	Base Price	Brix	Tons	District, Type, and Variety	Base Price	Brix	Tons
	Per Ton	Factors			Per Ton	Factors	
	Dollars	Code <sup>1</sup>			Dollars	Code <sup>1</sup>	
<b>DISTRICT 4 (Cont'd)</b>					11,531.52	000100	20.3
Cabernet Sauvignon (Cont'd)					11,536.13	025400	5.4
	10,789.48	017900	53.5		11,550.00	000100	11.8
	10,792.98	000100	5.1		11,576.00	000100	3.0
	10,805.74	017900	92.9		11,592.74	000100	20.9
	10,815.00	000100	11.0		11,615.00	000100	9.4
	10,815.00	017900	19.6		11,623.52	017600	63.2
	10,816.29	025100	7.8		11,670.00	025400	1.3
	10,842.00	000100	22.1		11,679.83	024500	4.8
	10,902.00	000100	33.1		11,679.86	024500	13.7
	10,902.00	024800	30.2		11,681.59	000100	10.2
	10,917.20	017900	236.8		11,700.00	028100	0.7
	10,927.00	000100	14.1		11,729.76	021000	51.9
	10,929.00	000100	4.2		11,750.00	000100	14.2
	10,929.10	000100	32.5		11,766.00	000100	8.4
	10,929.10	017800	10.6		11,774.97	000100	6.3
	10,935.00	021200	8.8		11,781.00	000100	14.0
	10,947.92	000100	21.7		11,800.00	000100	37.0
	10,983.01	000100	35.0		11,817.84	000100	3.1
	11,000.00	000100	507.2		11,825.00	000100	65.1
	11,000.00	017400	2.5		11,832.00	000100	5.6
	11,000.00	017900	17.4		11,833.00	000100	8.1
	11,000.00	021500	4.0		11,854.00	000100	12.1
	11,000.00	024800	3.2		11,880.00	000100	11.4
	11,000.00	025100	10.4		11,897.00	000100	0.7
	11,000.00	027800	5.6		11,906.15	000100	16.6
	11,000.00	028000	8.9		11,914.96	017900	9.5
	11,000.00	028200	12.0		11,981.00	021950	8.9
	11,016.73	000100	46.2		11,992.20	000100	2.1
	11,023.00	000100	38.3		12,000.00	000100	391.1
	11,023.75	000100	5.7		12,000.00	017900	105.9
	11,025.00	000100	22.2		12,000.00	024800	3.9
	11,032.32	000100	5.4		12,000.00	028200	16.7
	11,053.51	000100	25.8		12,075.00	000100	17.0
	11,055.94	000100	3.9		12,114.24	000100	200.4
	11,104.21	000100	21.6		12,165.40	000100	16.6
	11,125.00	024800	5.3		12,193.00	000100	3.8
	11,140.00	000100	2.8		12,224.70	027100	25.7
	11,162.41	000100	45.4		12,240.59	000100	12.9
	11,183.00	000100	6.1		12,250.00	000100	35.7
	11,183.75	000100	20.9		12,285.33	000100	44.0
	11,203.97	000100	42.3		12,332.77	064603	19.6
	11,205.62	000100	22.2		12,338.00	004255	47.4
	11,230.13	000100	19.7		12,378.80	000100	2.7
	11,236.00	000100	9.0		12,400.00	000100	5.3
	11,241.00	000100	79.7		12,436.19	000100	5.4
	11,241.05	000100	462.5		12,485.99	000100	14.0
	11,250.00	024800	1.4		12,500.00	000100	300.2
	11,250.00	027800	13.1		12,500.00	002600	2.9
	11,256.33	000100	23.7		12,500.00	014500	2.1
	11,268.00	028300	2.4		12,500.00	017900	19.6
	11,274.00	024600	2.5		12,500.00	021600	6.1
	11,278.86	000100	5.2		12,500.00	024600	7.9
	11,292.53	000100	4.9		12,500.00	024800	2.5
	11,292.59	000100	4.5		12,500.00	025100	4.7
	11,340.00	000100	4.0		12,500.00	025300	5.5
	11,342.00	000100	45.4		12,500.00	026700	2.9
	11,353.89	017900	8.5		12,500.00	026900	8.7
	11,356.00	000100	11.0		12,500.00	027600	5.7
	11,357.00	024800	3.2		12,500.00	028000	8.1
	11,357.73	000100	19.7		12,505.00	028000	38.9
	11,360.79	000100	21.8		12,512.98	000100	71.9
	11,366.00	027800	5.4		12,535.52	000100	2.9
	11,366.26	000100	10.2		12,600.00	000100	34.4
	11,400.00	000100	11.0		12,659.00	024600	11.2
	11,408.44	000100	43.5		12,666.66	000100	8.8
	11,409.82	000100	5.6		12,691.00	000100	6.0
	11,413.00	000100	1.8		12,718.07	000100	4.7
	11,444.00	000100	5.8		12,730.80	017900	9.3
	11,457.39	000100	4.1		12,738.00	004255	2.3
	11,457.95	000100	16.6		12,758.30	017800	55.3
	11,463.90	000100	8.5		12,875.00	000100	26.5
	11,500.00	000100	210.8		12,927.50	000100	8.9
	11,500.00	024500	13.4		12,935.94	000100	2.1
	11,509.85	000100	70.7		12,960.00	014500	3.4
	11,530.59	021200	3.8				

**TABLE 8: BASE PRICE PAID TO GROWERS FOR GRAPES CRUSHED AND DELIVERED TO CALIFORNIA PROCESSORS FROM THE 2023 CROP WITH BRIX FACTORS AND PURCHASED TONNAGE, BY TYPE, VARIETY, REPORTING DISTRICT WHERE GROWN, AND WEIGHTED AVERAGE BASE PRICE**

District, Type, and Variety	Base Price	Brix	Tons	District, Type, and Variety	Base Price	Brix	Tons
	Per Ton	Factors			Per Ton	Factors	
	Dollars	Code <sup>1</sup>			Dollars	Code <sup>1</sup>	
<b>DISTRICT 4 (Cont'd)</b>					14,332.50	017800	16.3
Cabernet Sauvignon (Cont'd)					14,333.00	000100	5.6
	12,960.00	017800	10.9		14,343.35	000100	19.1
	12,979.20	002600	6.9		14,350.00	000100	6.7
	12,979.20	024500	4.9		14,351.00	000100	5.6
	12,980.00	000100	1.9		14,385.00	066107	3.6
	12,988.00	021500	2.5		14,420.00	024500	10.5
	13,000.00	000100	534.0		14,500.00	000100	73.1
	13,000.00	017900	8.2		14,500.00	024500	20.6
	13,000.00	021600	4.1		14,500.00	027600	6.3
	13,000.00	023500	5.9		14,560.00	017900	4.8
	13,000.00	024500	31.8		14,602.00	000100	20.0
	13,000.00	024600	5.6		14,615.70	000100	5.0
	13,000.00	024800	4.5		14,640.00	000100	2.4
	13,000.00	025000	9.2		14,700.00	025100	9.9
	13,000.00	025100	9.4		14,733.12	017900	3.6
	13,000.00	028000	0.5		14,786.75	000100	35.7
	13,000.00	029050	3.2		14,860.80	000100	14.6
	13,074.00	000100	8.9		15,000.00	000100	593.9
	13,087.25	000100	10.1		15,000.00	017900	3.1
	13,096.10	000100	6.3		15,000.00	019650	2.9
	13,096.10	017900	3.4		15,000.00	021200	0.4
	13,100.00	000100	3.0		15,000.00	024500	1.5
	13,100.64	025400	4.4		15,000.00	024800	6.0
	13,109.24	000100	26.8		15,000.00	027600	5.0
	13,115.00	000100	40.0		15,000.00	027800	7.8
	13,125.00	000100	81.4		15,080.00	024500	12.8
	13,125.00	003100	16.6		15,141.00	000100	4.9
	13,200.00	000100	2.4		15,141.00	024500	5.9
	13,211.37	000100	2.2		15,225.00	000100	2.9
	13,211.48	000100	7.9		15,284.08	000100	8.7
	13,212.85	000100	9.8		15,284.08	017900	10.8
	13,219.00	000100	3.0		15,288.00	024500	6.3
	13,230.00	000100	21.5		15,300.74	000100	9.6
	13,330.00	000100	1.3		15,300.74	017800	43.9
	13,440.00	066107	9.6		15,311.11	003200	63.1
	13,500.00	000100	114.9		15,346.00	000100	14.1
	13,500.00	014000	3.0		15,357.11	000100	2.8
	13,500.00	017900	7.7		15,375.00	000100	3.9
	13,500.00	024600	3.8		15,383.05	000100	12.7
	13,500.00	028000	6.0		15,433.00	000100	32.5
	13,517.00	003200	27.5		15,435.00	000100	9.6
	13,520.00	000100	2.1		15,435.70	000100	4.9
	13,520.00	067982	1.8		15,500.00	000100	45.5
	13,536.00	000100	5.2		15,525.00	000100	10.2
	13,563.82	000100	7.7		15,600.00	000100	4.1
	13,627.50	000100	1.7		15,606.00	000100	5.9
	13,630.00	000100	10.1		15,636.00	000100	1.7
	13,750.00	025100	5.1		15,655.00	014400	18.7
	13,781.25	000100	0.9		15,700.00	000100	6.6
	13,781.25	021200	2.8		15,746.40	000100	6.9
	13,808.39	025400	4.6		15,750.00	000100	20.4
	13,845.00	027800	6.2		15,914.00	021600	8.4
	13,870.00	000100	15.4		16,000.00	000100	175.6
	13,905.00	017900	55.7		16,000.00	024600	2.0
	13,953.58	000100	7.4		16,000.00	025300	8.2
	13,983.18	025100	65.2		16,000.00	027600	6.4
	14,000.00	000100	363.5		16,040.00	027800	3.1
	14,000.00	011600	1.5		16,251.00	000100	8.7
	14,000.00	017800	24.2		16,374.00	000100	2.7
	14,000.00	017900	3.4		16,391.00	000100	12.3
	14,000.00	021600	11.4		16,500.00	000100	9.0
	14,000.00	023500	3.1		16,500.00	021600	1.6
	14,000.00	024500	15.9		16,537.50	000100	18.2
	14,000.00	024800	8.1		16,558.70	000100	6.7
	14,000.00	025100	1.6		16,605.03	025400	2.2
	14,000.00	025300	4.8		16,637.50	000100	24.8
	14,000.00	070633	15.4		16,800.00	000100	12.9
	14,040.00	000100	4.8		16,811.60	000100	4.7
	14,045.40	000100	22.5		16,860.89	000100	9.2
	14,145.00	000100	26.6		16,883.00	023000	6.7
	14,187.45	000100	8.7		16,892.00	017900	10.5
	14,200.00	070599	6.0		17,000.00	000100	69.8
	14,242.18	000100	3.5		17,000.00	011650	1.8
	14,300.00	000100	6.4		17,000.00	027800	7.7
	14,329.00	000100	5.8				



**TABLE 8: BASE PRICE PAID TO GROWERS FOR GRAPES CRUSHED AND DELIVERED TO CALIFORNIA PROCESSORS FROM THE 2023 CROP WITH BRIX FACTORS AND PURCHASED TONNAGE, BY TYPE, VARIETY, REPORTING DISTRICT WHERE GROWN, AND WEIGHTED AVERAGE BASE PRICE**

District, Type, and Variety	Base Price	Brix	Tons	District, Type, and Variety	Base Price	Brix	Tons
	Per Ton	Factors			Per Ton	Factors	
	Dollars	Code <sup>1</sup>			Dollars	Code <sup>1</sup>	
<b>DISTRICT 4 (Cont'd)</b>							
Cabernet Sauvignon (Cont'd)							
	17,072.12	000100	28.7		26,500.00	000100	3.9
	17,081.00	000100	1.9		26,835.75	000100	2.7
	17,157.00	000100	8.9		27,236.00	000100	11.7
	17,250.00	000100	2.7		28,008.00	000100	6.8
	17,260.00	021200	4.1		29,250.00	000100	8.5
	17,300.00	000100	8.8		29,500.00	000100	37.9
	17,500.00	000100	78.6		29,500.00	027800	11.3
	17,500.00	017800	91.3		30,000.00	000100	8.1
	17,500.00	024800	1.2		30,240.00	000100	46.6
	17,536.56	000100	37.2		30,625.00	000100	26.7
	17,626.76	000100	6.3		30,625.00	021500	9.6
	17,626.76	027600	17.9		30,680.00	000100	53.7
	17,627.38	000100	6.0		31,228.54	000100	1.8
	17,638.74	000100	3.3		31,228.88	000100	2.9
	17,811.00	000100	14.5		32,291.00	000100	1.5
	17,832.00	000100	1.9		32,500.00	000100	41.1
	17,857.00	000100	8.8		32,832.34	000100	13.7
	17,980.00	000100	1.1		32,908.00	000100	6.6
	18,000.00	000100	312.2		33,600.00	000100	76.7
	18,000.00	024800	4.2		33,750.00	000100	14.9
	18,100.00	000100	7.4		33,750.00	021500	6.5
	18,106.28	000100	16.4		33,750.00	021600	18.7
	18,161.00	000100	27.0		34,125.00	000100	6.8
	18,338.43	000100	1.8		34,500.00	000100	4.4
	18,500.00	000100	4.4		35,000.00	000100	6.1
	18,571.00	000100	5.8		35,437.50	000100	3.3
	18,626.31	000100	9.0		37,380.00	000100	1.1
	18,725.00	000100	2.8		37,500.00	000100	17.6
	18,750.00	000100	13.4		39,375.00	000100	62.8
	19,038.00	000100	12.0		39,375.00	027800	12.0
	19,181.00	000100	8.1		40,320.00	000100	17.6
	19,181.55	000100	10.3		41,250.00	000100	5.4
	19,273.95	000100	24.5		42,400.00	000100	7.1
	19,316.72	000100	5.2		43,750.00	000100	61.7
	19,411.88	000100	1.4		45,027.50	000100	4.7
	19,500.00	000100	13.4		46,112.50	000100	10.7
	19,505.00	000100	1.0		50,000.00	000100	60.0
	20,000.00	000100	323.7		51,625.00	000100	16.7
	20,000.00	021200	5.8		52,500.00	000100	30.0
	20,000.00	022800	1.4		62,825.00	000100	6.0
	20,000.00	027800	5.7		67,200.00	000100	7.1
	20,589.24	000100	11.8	Wtd. Avg. Base & Total Tons	9,079.65		56,488.0
	20,650.68	000100	31.0	Carignane	3,607.06	000100	2.1
	20,658.10	000100	5.4		4,370.77	023000	3.2
	21,000.00	000100	8.4	Wtd. Avg. Base & Total Tons	4,068.17		5.3
	21,377.78	000100	15.8	Charbono	470.60	000100	10.3
	21,400.00	000100	43.3		700.00	000100	3.4
	21,436.00	000100	3.0		4,000.00	000100	0.5
	21,500.00	000100	22.1		4,000.00	013100	9.9
	21,555.91	000100	9.3		4,163.00	000100	2.2
	21,579.36	000100	3.2		4,163.16	000100	25.9
	21,834.50	000100	51.1		4,163.16	014500	2.1
	22,000.00	000100	39.1		4,163.60	017800	3.2
	22,016.52	000100	74.4		4,200.00	000100	5.2
	22,022.00	000100	13.8		4,300.00	000100	20.4
	22,500.00	000100	22.5		4,500.00	000100	13.0
	22,984.41	000100	6.7		4,500.00	013600	0.8
	23,000.00	000100	269.8		4,800.00	000100	5.0
	23,250.00	000100	7.7		5,000.00	000100	4.1
	23,271.00	000100	4.5		5,000.00	003200	7.5
	23,812.00	000100	108.7		5,200.00	000100	3.4
	24,000.00	000100	44.7	Wtd. Avg. Base & Total Tons	3,928.30		116.9
	24,750.00	000100	3.7	Cinsaut *	3,754.59	000100	10.2
	25,000.00	000100	75.1	Wtd. Avg. Base & Total Tons	3,754.59		10.2
	25,000.00	021000	3.2	Counoise	1,800.00	000100	0.9
	25,000.00	024500	4.2		4,500.00	000100	3.5
	25,001.00	000100	77.4	Wtd. Avg. Base & Total Tons	3,947.73		4.4
	25,006.97	024800	39.3	Gamay Noir Au Jus Blanc	1,333.00	011100	4.5
	25,476.99	021500	7.0		2,800.00	000100	3.6
	25,817.39	000100	4.1	Wtd. Avg. Base & Total Tons	1,985.00		8.1
	25,846.80	017800	14.2				
	26,250.00	000100	9.7				
	26,250.00	024800	4.6				
	26,269.00	000100	1.7				

**TABLE 8: BASE PRICE PAID TO GROWERS FOR GRAPES CRUSHED AND DELIVERED TO CALIFORNIA PROCESSORS  
FROM THE 2023 CROP WITH BRIX FACTORS AND PURCHASED TONNAGE, BY TYPE, VARIETY, REPORTING DISTRICT  
WHERE GROWN, AND WEIGHTED AVERAGE BASE PRICE**

District, Type, and Variety	Base Price	Brix	Tons	District, Type, and Variety	Base Price	Brix	Tons
	Per Ton	Factors			Per Ton	Factors	
	Dollars	Code <sup>1</sup>			Dollars	Code <sup>1</sup>	
<b>DISTRICT 4 (Cont'd)</b>					6,600.00	000100	33.5
Grenache *	900.00	000100	3.1		6,600.26	000100	12.7
	2,500.00	000100	3.9		6,604.90	000100	27.9
	3,079.00	000100	9.7		6,615.00	000100	58.2
	3,500.00	000100	19.0		6,642.15	000100	31.2
	3,600.00	000100	3.4		6,642.15	014000	9.1
	4,000.00	000100	11.1		6,650.64	000100	12.8
	4,150.00	000100	40.2		6,700.00	000100	7.6
	4,150.00	025400	0.9		6,747.00	023000	1.0
	4,300.00	000100	5.3		6,747.67	000100	2.0
	4,378.85	000100	16.1		6,750.00	000100	1.0
	4,378.85	014500	1.0		6,800.00	000100	0.7
	4,378.85	017800	1.3		6,913.00	000100	4.8
	4,379.00	000100	3.7		7,000.00	000100	91.1
	4,413.64	000100	18.2		7,099.00	000100	7.6
	4,415.85	000100	1.6		7,166.00	000100	6.4
	4,500.00	000100	0.9		7,200.00	000100	4.2
	4,600.00	000100	23.9		7,227.05	000100	4.5
	4,800.00	000100	1.1		7,260.00	024800	50.6
	4,857.44	000100	2.5		7,260.29	021200	2.4
	4,939.00	000100	15.7		7,315.81	000100	1.3
	5,000.00	000100	9.2		7,500.00	000100	1.6
	5,000.00	009200	9.1		7,500.00	028200	2.9
	5,000.00	009548	3.3		7,546.49	000100	11.1
	5,299.02	000100	7.3		8,000.00	000100	12.1
	5,400.00	000100	5.5		8,052.00	000100	4.6
	5,500.00	000100	7.0		8,119.55	000100	5.4
	5,500.00	043690	3.7		8,434.59	000100	4.8
	6,000.00	000100	1.6		8,435.00	000100	5.7
	6,000.00	014500	2.6		8,436.48	021950	2.5
	6,000.00	025400	1.8		8,462.70	000100	7.7
Wtd. Avg. Base & Total Tons	4,378.51		233.7		8,482.00	000100	2.0
					8,500.00	000100	25.1
Grignolino	5,000.00	000100	13.7		8,500.00	011600	1.7
Wtd. Avg. Base & Total Tons	5,000.00		13.7		8,522.12	000100	7.4
					8,750.00	000100	4.5
Lagrein	4,500.00	000100	2.8		8,820.00	000100	8.8
Wtd. Avg. Base & Total Tons	4,500.00		2.8		8,840.00	000100	8.2
					8,886.80	000100	8.0
Malbec	1,504.28	000100	8.2		8,980.19	017600	17.7
	1,850.00	000100	0.3		8,998.91	000100	4.2
	2,300.00	000100	4.4		9,000.00	000100	9.1
	2,500.00	000100	24.8		9,000.00	024800	0.5
	3,000.00	000100	26.0		9,066.67	025400	2.2
	3,000.00	021200	1.7		9,130.00	000100	1.5
	3,333.00	000100	1.6		9,223.88	000100	1.3
	3,500.00	000100	24.4		9,250.00	025100	2.5
	3,700.00	000100	9.3		9,500.00	000100	2.1
	3,800.00	021200	1.2		9,561.34	000100	23.1
	4,000.00	000100	1.6		9,963.00	025400	0.2
	4,440.05	017600	9.4		10,000.00	000100	8.0
	4,500.00	000100	16.7		11,000.00	000100	0.9
	4,500.00	021800	4.2		11,500.00	000100	2.1
	4,655.00	021500	23.0		12,224.70	027100	5.1
	4,800.00	000100	5.8		14,000.00	000100	5.5
	4,850.00	021500	6.0		16,289.00	000100	0.6
	5,000.00	000100	80.5		18,000.00	000100	7.9
	5,445.00	000100	0.3		33,600.00	000100	5.3
	5,500.00	000100	2.3	Wtd. Avg. Base & Total Tons	6,675.67		1,101.4
	5,500.00	024500	10.1				
	5,750.00	000100	1.0	Mencia <sup>3</sup>	2,774.00	017800	3.1
	5,800.00	000100	4.2	Wtd. Avg. Base & Total Tons	2,774.00		3.1
	5,830.00	000100	14.3				
	6,000.00	000100	87.2	Merlot	200.00	000100	18.0
	6,000.00	021200	13.7		396.77	000100	4.5
	6,200.00	000100	7.0		500.00	000100	9.1
	6,225.00	000100	7.2		1,000.00	021200	2.0
	6,250.00	000100	2.1		1,300.00	000100	21.5
	6,273.28	000100	5.5		1,400.00	017400	18.6
	6,300.00	000100	3.2		1,700.00	000100	106.7
	6,350.00	000100	11.4		1,850.00	000100	1.5
	6,400.20	000100	3.4		2,000.00	000100	5.5
	6,500.00	000100	61.2		2,500.00	000100	16.3
	6,509.96	000100	5.1		2,500.00	017400	13.1
	6,570.05	000100	18.6		2,553.03	017600	1.4

**TABLE 8: BASE PRICE PAID TO GROWERS FOR GRAPES CRUSHED AND DELIVERED TO CALIFORNIA PROCESSORS FROM THE 2023 CROP WITH BRIX FACTORS AND PURCHASED TONNAGE, BY TYPE, VARIETY, REPORTING DISTRICT WHERE GROWN, AND WEIGHTED AVERAGE BASE PRICE**

District, Type, and Variety	Base Price	Brix	Tons	District, Type, and Variety	Base Price	Brix	Tons
	Per Ton	Factors			Per Ton	Factors	
	Dollars	Code <sup>1</sup>			Dollars	Code <sup>1</sup>	
<b>DISTRICT 4 (Cont'd)</b>					4,440.05	000100	17.9
Merlot (Cont'd)	2,700.00	000100	8.5		4,441.60	069115	11.9
	2,778.00	000100	48.9		4,455.78	000100	17.0
	2,800.00	000100	10.8		4,460.45	000100	17.7
	2,900.00	000100	19.6		4,468.41	000100	7.9
	2,924.55	000100	3.2		4,486.00	000100	45.3
	2,990.00	000100	7.0		4,486.00	024800	35.1
	3,000.00	000100	10.1		4,486.05	000100	185.3
	3,000.00	017000	0.4		4,486.05	021200	18.0
	3,150.00	000100	23.7		4,486.05	024500	4.5
	3,164.00	021500	29.5		4,486.29	000100	12.7
	3,190.97	000100	9.8		4,486.29	026900	22.5
	3,200.00	000100	10.9		4,494.00	000100	122.1
	3,229.18	000100	6.2		4,500.00	000100	318.7
	3,250.00	000100	13.2		4,500.00	021200	3.9
	3,284.32	023500	12.0		4,500.00	023400	13.7
	3,300.00	000100	26.3		4,500.00	024800	262.3
	3,400.00	024800	90.7		4,524.87	000100	106.2
	3,468.00	017800	39.3		4,524.87	021500	15.1
	3,500.00	000100	21.0		4,525.00	000100	34.5
	3,500.00	021000	21.4		4,526.00	024500	5.1
	3,500.00	021200	116.9		4,526.72	000100	19.6
	3,553.10	000100	2.8		4,526.72	014000	11.8
	3,600.00	000100	87.4		4,526.72	019000	65.6
	3,600.00	021200	138.1		4,526.72	020800	76.8
	3,636.70	000100	150.1		4,527.00	024500	22.4
	3,700.00	000100	151.6		4,545.00	000100	32.2
	3,726.00	000100	19.0		4,545.88	000100	12.2
	3,762.00	000100	5.6		4,550.00	000100	5.5
	3,775.80	024500	11.1		4,550.00	011600	3.4
	3,800.00	000100	117.7		4,600.00	000100	7.8
	3,800.00	021200	6.4		4,600.00	020800	5.4
	3,802.50	000100	66.7		4,607.95	000100	18.6
	3,900.00	000100	16.3		4,635.00	023000	30.6
	3,924.70	000100	16.3		4,650.00	000100	14.8
	3,934.39	000100	6.7		4,700.00	000100	14.7
	3,980.03	000100	58.3		4,710.35	000100	10.8
	4,000.00	000100	229.3		4,750.00	000100	17.7
	4,000.00	017600	9.6		4,800.00	000100	26.9
	4,000.00	024800	222.4		4,800.00	025100	5.9
	4,007.52	025100	13.2		4,821.64	000100	5.6
	4,012.00	024800	1.4		4,854.00	000100	117.4
	4,012.37	024300	6.3		4,878.00	025100	3.5
	4,026.16	024800	73.6		4,885.83	000100	19.9
	4,036.81	026900	63.6		4,900.00	000100	24.4
	4,042.50	000100	82.6		4,934.65	000100	9.7
	4,071.00	000100	21.9		4,935.09	000100	12.6
	4,084.76	000100	109.7		4,949.00	000100	6.8
	4,095.00	000100	31.8		4,958.30	000100	4.3
	4,095.00	013800	11.5		4,963.98	000100	10.6
	4,100.00	000100	81.0		4,979.39	000100	5.4
	4,100.00	026900	3.7		4,979.39	017600	16.5
	4,152.85	020800	75.2		4,979.39	025100	5.4
	4,159.00	000100	2.0		4,980.00	000100	3.6
	4,159.00	019600	2.4		4,980.00	024500	4.8
	4,200.00	000100	7.2		5,000.00	000100	428.8
	4,200.00	022700	12.4		5,000.00	003200	5.2
	4,200.00	025100	2.1		5,000.00	011600	0.9
	4,212.00	024800	12.9		5,000.00	024500	1.1
	4,219.73	000100	22.6		5,000.00	024800	31.0
	4,227.47	024800	15.8		5,000.00	025100	4.4
	4,232.10	000100	83.4		5,000.00	026900	25.0
	4,234.00	000100	23.2		5,031.00	000100	68.8
	4,235.00	000100	11.9		5,033.70	000100	13.2
	4,250.00	000100	162.7		5,069.00	000100	12.0
	4,250.00	002600	10.5		5,106.06	017600	30.0
	4,300.00	000100	35.8		5,158.96	000100	22.6
	4,326.40	000100	12.0		5,170.00	000100	6.5
	4,360.00	002600	17.6		5,172.32	000100	33.3
	4,392.13	000100	69.4		5,175.82	021000	40.8
	4,392.13	017400	1.5		5,200.00	000100	46.0
	4,400.00	000100	21.3		5,200.00	024800	49.9
	4,400.00	024800	45.6		5,203.60	000100	77.9
	4,400.00	025100	3.1		5,209.31	000100	1.1
	4,411.76	000100	39.6		5,250.00	000100	116.9

**TABLE 8: BASE PRICE PAID TO GROWERS FOR GRAPES CRUSHED AND DELIVERED TO CALIFORNIA PROCESSORS FROM THE 2023 CROP WITH BRIX FACTORS AND PURCHASED TONNAGE, BY TYPE, VARIETY, REPORTING DISTRICT WHERE GROWN, AND WEIGHTED AVERAGE BASE PRICE**

District, Type, and Variety	Base Price Per Ton Dollars	Brix Factors Code <sup>1</sup>	Tons	District, Type, and Variety	Base Price Per Ton Dollars	Brix Factors Code <sup>1</sup>	Tons
<b>DISTRICT 4 (Cont'd)</b>							
Merlot (Cont'd)	5,300.00	000100	2.4		8,672.00	000100	5.6
	5,372.80	000100	8.3		8,819.37	000100	5.8
	5,383.00	000100	38.6		8,820.00	000100	2.7
	5,390.00	000100	0.8		8,850.00	000100	1.3
	5,400.00	000100	8.8		8,972.00	000100	17.5
	5,410.21	000100	11.3		9,000.00	000100	4.7
	5,445.00	000100	0.6		9,000.00	011600	0.1
	5,450.00	000100	4.0		9,000.00	024800	3.0
	5,500.00	000100	50.3		9,176.64	000100	4.7
	5,500.00	024500	6.0		9,500.00	000100	4.2
	5,500.00	025100	30.4		9,700.00	000100	3.8
	5,500.00	028200	4.6		9,781.00	000100	24.4
	5,512.50	025100	3.5		10,000.00	000100	15.6
	5,560.70	026800	9.2		10,536.00	000100	6.1
	5,658.00	003100	24.1		11,000.00	000100	3.2
	5,682.00	000100	5.2		11,433.13	000100	7.1
	5,682.35	000100	95.9		11,500.00	000100	0.7
	5,700.00	000100	1.8		12,000.00	000100	1.2
	5,700.00	024800	23.2		12,224.70	027100	3.4
	5,750.00	000100	8.5		13,337.69	000100	4.6
	5,774.16	017600	30.1		14,900.00	000100	2.3
	5,775.00	000100	19.3		15,000.00	000100	1.9
	5,775.00	021200	8.0		15,817.99	000100	2.2
	5,800.00	000100	7.5		16,000.00	000100	2.6
	5,835.57	000100	18.7		16,000.00	025100	13.9
	5,864.00	000100	19.0		17,000.00	024500	5.3
	5,884.74	000100	16.1		18,000.00	000100	2.1
	5,898.00	000100	8.3		20,000.00	000100	12.8
	5,907.41	017600	7.7		21,555.91	000100	1.7
	6,000.00	000100	61.6		33,600.00	000100	8.4
	6,000.00	002600	8.3	Wtd. Avg. Base & Total Tons	60,000.00	000100	0.5
	6,000.00	024800	5.7		4,721.24		7,464.8
	6,000.00	026900	5.6	Meunier *	2,033.47	000100	28.7
	6,048.00	000100	3.9		2,073.34	000100	59.9
	6,100.00	000100	5.2		2,300.00	000100	7.5
	6,180.00	000100	1.6		2,400.00	000100	3.1
	6,250.00	000100	7.1		2,450.00	000100	7.8
	6,300.00	000100	13.1		2,498.06	000100	44.8
	6,300.00	025100	4.4	Wtd. Avg. Base & Total Tons	2,228.37		151.8
	6,300.00	028000	17.2	Montepulciano	1,980.00	000100	2.0
	6,327.00	000100	11.9		4,500.00	025100	1.0
	6,500.00	000100	150.3	Wtd. Avg. Base & Total Tons	2,820.00		3.0
	6,500.00	003100	11.6	Mourvedre *	2,774.00	017800	1.9
	6,500.00	014500	2.1		3,250.00	000100	12.7
	6,500.00	025400	2.3		3,982.36	000100	1.9
	6,598.00	000100	8.6		4,450.00	000100	2.4
	6,600.00	000100	5.2		5,000.00	009548	0.6
	6,600.00	025100	7.6		13,000.00	000100	0.2
	6,675.84	000100	3.9		15,000.00	000100	0.9
	6,706.00	004255	3.1	Wtd. Avg. Base & Total Tons	4,072.43		20.6
	6,728.67	000100	5.0	Nebbiolo	4,500.00	025100	0.2
	6,750.00	000100	7.0	Wtd. Avg. Base & Total Tons	4,500.00		0.2
	6,750.00	021200	7.8	Negrette *	3,800.00	000100	0.7
	6,787.31	000100	2.7	Wtd. Avg. Base & Total Tons	3,800.00		0.7
	6,800.00	000100	20.0	Petit Verdot	1,872.31	027100	1.7
	7,000.00	000100	73.7		2,000.00	000100	33.3
	7,000.00	021200	3.9		2,500.00	000100	1.3
	7,078.24	000100	4.9		2,774.00	017800	1.4
	7,140.00	000100	4.8		3,500.00	000100	7.6
	7,417.57	025400	1.9		4,000.00	000100	19.4
	7,491.40	000100	17.5		4,495.95	000100	32.0
	7,500.00	000100	37.5		4,681.80	000100	22.9
	7,500.00	021200	1.0		4,774.05	000100	10.2
	7,561.67	000100	1.4		5,000.00	000100	105.4
	7,571.00	000100	2.2		5,000.00	021200	0.5
	7,614.23	000100	11.7		5,000.00	025100	1.4
	7,854.00	000100	4.9		5,150.00	000100	26.3
	8,000.00	000100	17.2		5,250.00	020800	0.8
	8,000.00	017200	1.9		5,445.00	000100	0.3
	8,150.00	000100	3.7				
	8,288.68	000100	3.9				
	8,349.19	000100	4.2				
	8,475.00	000100	8.1				
	8,500.00	000100	32.5				

**TABLE 8: BASE PRICE PAID TO GROWERS FOR GRAPES CRUSHED AND DELIVERED TO CALIFORNIA PROCESSORS FROM THE 2023 CROP WITH BRIX FACTORS AND PURCHASED TONNAGE, BY TYPE, VARIETY, REPORTING DISTRICT WHERE GROWN, AND WEIGHTED AVERAGE BASE PRICE**

District, Type, and Variety	Base Price Per Ton Dollars	Brix Factors Code <sup>1</sup>	Tons	District, Type, and Variety	Base Price Per Ton Dollars	Brix Factors Code <sup>1</sup>	Tons
<b>DISTRICT 4 (Cont'd)</b>					9,380.00	000100	20.5
Petit Verdot (Cont'd)	5,500.00	000100	9.5		9,395.27	000100	9.2
	5,520.00	000100	2.5		9,433.58	000100	7.7
	5,576.06	000100	13.9		9,441.00	000100	14.2
	5,582.00	021500	2.6		9,498.00	000100	4.7
	6,000.00	000100	9.9		9,500.00	000100	28.7
	6,200.00	000100	22.4		9,546.06	000100	6.4
	6,200.00	024800	2.0		9,548.10	000100	3.0
	6,500.00	000100	22.1		9,600.00	000100	9.1
	6,800.00	000100	2.8		9,619.49	028000	3.3
	6,972.15	000100	0.9		9,635.00	000100	4.9
	6,972.15	024300	0.6		9,635.77	000100	2.2
	7,000.00	000100	9.6		9,650.00	000100	2.7
	7,000.00	021200	7.9		9,674.08	000100	5.3
	7,000.00	025100	5.4		9,734.00	024800	3.1
	7,050.00	000100	9.8		9,734.40	000100	6.6
	7,203.00	000100	0.7		9,734.40	021950	2.0
	7,250.00	000100	2.6		9,786.31	000100	1.7
	7,350.00	025100	0.3		9,800.00	000100	13.7
	7,500.00	000100	22.0		9,850.00	000100	1.5
	7,500.00	021200	8.0		9,868.47	025400	2.3
	7,575.00	000100	5.0		9,898.80	000100	9.3
	7,725.00	000100	7.0		10,000.00	000100	8.8
	7,750.00	000100	23.5		10,022.09	000100	4.2
	7,829.39	000100	7.4		10,194.00	000100	1.6
	7,850.00	000100	1.3		10,307.00	000100	6.6
	7,872.00	000100	4.1		10,307.26	000100	15.6
	7,900.00	000100	2.0		10,380.00	000100	1.9
	7,915.00	000100	28.5		10,491.00	000100	4.7
	7,915.00	024500	19.0		10,500.00	000100	3.1
	7,915.34	000100	3.7		10,500.00	024500	1.3
	7,958.00	000100	3.8		10,679.65	000100	1.4
	7,958.44	000100	10.7		10,961.15	000100	7.2
	8,000.00	000100	8.3		11,000.00	000100	2.0
	8,000.00	017600	3.4		11,250.00	000100	2.8
	8,000.00	025400	1.0		11,500.00	024500	2.6
	8,018.00	000100	7.7		11,873.00	000100	2.5
	8,029.00	000100	2.8		12,045.00	028300	1.2
	8,029.80	025400	0.3		12,169.93	027100	2.7
	8,029.81	000100	30.7		12,960.00	014400	0.1
	8,029.81	014000	22.5		12,980.00	000100	0.5
	8,029.81	023500	2.6		13,125.00	000100	1.1
	8,141.34	000100	9.8		14,000.00	000100	14.4
	8,200.00	000100	37.6		14,100.00	000100	4.4
	8,210.00	000100	12.1		14,500.00	000100	2.8
	8,210.33	000100	2.7		14,850.00	000100	1.8
	8,245.00	000100	7.5		15,000.00	000100	8.5
	8,250.00	000100	0.3		15,500.00	000100	2.8
	8,288.68	000100	0.6		15,554.00	000100	0.3
	8,300.00	000100	43.7		16,000.00	000100	0.9
	8,400.00	000100	5.6		16,184.00	000100	2.5
	8,450.00	000100	10.8		17,500.00	000100	3.3
	8,470.00	000100	8.0		18,000.00	000100	3.1
	8,500.00	000100	0.3		18,500.00	000100	2.9
	8,500.00	014400	1.2		18,571.43	000100	2.6
	8,500.00	029300	3.3		19,181.00	000100	2.1
	8,640.00	000100	6.2		19,181.55	000100	2.8
	8,700.00	000100	2.2		19,511.49	000100	2.3
	8,706.87	000100	4.9		21,143.00	000100	6.5
	8,707.00	024800	2.9		21,150.91	000100	1.3
	8,800.00	028800	2.4		21,834.50	000100	1.7
	8,832.79	000100	8.1		24,379.00	000100	1.4
	8,833.00	024800	1.4		27,920.45	000100	1.8
	8,850.00	000100	1.6		28,257.80	000100	2.2
	8,855.00	000100	7.2		32,500.00	000100	2.1
	8,900.00	000100	9.0		33,600.00	000100	3.7
	8,925.00	000100	5.3		67,200.00	000100	0.7
	9,000.00	000100	141.3		75,000.00	000100	0.4
	9,000.00	025100	6.9	Wtd. Avg. Base & Total Tons	8,344.16		1,339.8
	9,100.00	017900	39.8				
	9,102.64	000100	8.7	Petite Sirah	379.85	000100	1.3
	9,141.49	000100	1.7		396.77	000100	14.3
	9,300.00	000100	1.4		900.00	000100	11.9
	9,305.00	024500	2.5		1,973.00	000100	2.7
	9,314.58	000100	14.2		2,000.00	000100	2.6

**TABLE 8: BASE PRICE PAID TO GROWERS FOR GRAPES CRUSHED AND DELIVERED TO CALIFORNIA PROCESSORS FROM THE 2023 CROP WITH BRIX FACTORS AND PURCHASED TONNAGE, BY TYPE, VARIETY, REPORTING DISTRICT WHERE GROWN, AND WEIGHTED AVERAGE BASE PRICE**

District, Type, and Variety	Base Price	Brix	Tons	District, Type, and Variety	Base Price	Brix	Tons
	Per Ton	Factors			Per Ton	Factors	
	Dollars	Code <sup>1</sup>			Dollars	Code <sup>1</sup>	
<b>DISTRICT 4 (Cont'd)</b>							
Petite Sirah (Cont'd)	2,000.00	023500	0.3		5,000.00	021000	11.7
	2,250.00	025100	1.0		5,000.00	024500	6.6
	2,447.79	000100	6.6		5,083.00	000100	3.8
	2,500.00	000100	28.8		5,150.00	000100	26.2
	2,500.00	017400	24.0		5,459.00	017600	12.5
	3,000.00	003100	2.4		5,500.00	000100	18.2
	3,103.49	013600	5.7		5,596.25	027600	2.4
	3,139.00	021500	7.5		5,625.00	000100	10.6
	3,200.00	000100	0.5		5,665.00	000100	7.3
	3,235.39	021000	3.3		5,800.00	000100	5.8
	3,350.00	000100	4.8		5,817.45	000100	5.0
	3,400.00	000100	24.3		5,900.00	000100	1.8
	3,400.00	017400	2.9		5,929.70	000100	2.7
	3,401.00	000100	5.8		6,000.00	000100	15.6
	3,500.00	000100	22.6		6,000.00	002600	10.2
	3,700.00	024500	12.1		6,300.00	000100	1.4
	3,800.00	000100	11.7		6,313.00	000100	3.3
	3,800.00	024800	10.8		6,500.00	000100	6.6
	3,994.95	000100	9.2		6,524.54	000100	4.7
	4,000.00	000100	17.0		6,900.00	000100	2.0
	4,000.00	021200	6.9		7,000.00	000100	4.7
	4,141.00	018100	56.7		7,708.58	003200	10.3
	4,142.02	000100	60.2		10,000.00	000100	9.5
	4,182.41	000100	43.5		31,228.54	000100	2.4
	4,182.71	000100	27.2	Wtd. Avg. Base & Total Tons	4,459.53		1,518.9
	4,190.24	000100	62.4				
	4,200.00	000100	5.2	Pinot Noir *	200.00	000100	9.7
	4,250.00	000100	5.4		500.00	000100	1.7
	4,300.00	000100	127.4		1,000.00	000100	32.4
	4,374.52	000100	7.8		1,000.00	013400	0.8
	4,400.00	000100	15.2		1,900.00	000100	20.3
	4,400.00	021200	1.0		2,000.00	000100	19.8
	4,423.00	000100	39.0		2,020.00	000100	17.2
	4,438.94	000100	6.5		2,094.75	000100	137.0
	4,448.00	000100	9.8		2,100.00	000100	85.3
	4,450.00	000100	1.7		2,180.00	000100	2.1
	4,450.52	000100	132.4		2,194.50	000100	43.7
	4,450.52	003100	22.1		2,200.00	000100	10.0
	4,450.52	014400	2.2		2,250.00	000100	302.7
	4,450.52	017800	0.3		2,260.13	000100	11.3
	4,463.00	000100	11.3		2,300.00	000100	1.6
	4,477.00	000100	15.6		2,304.23	000100	130.5
	4,477.00	017400	0.6		2,305.34	000100	25.7
	4,480.00	000100	4.1		2,310.00	000100	105.4
	4,480.06	000100	14.1		2,350.00	000100	21.7
	4,500.00	000100	23.5		2,371.90	000100	48.2
	4,500.00	021200	5.8		2,376.58	000100	40.0
	4,500.00	024800	5.3		2,377.26	000100	38.8
	4,525.74	000100	6.3		2,377.57	000100	244.8
	4,550.80	000100	50.7		2,377.77	000100	88.2
	4,563.00	000100	4.9		2,400.00	000100	1.4
	4,570.78	021000	13.3		2,425.00	000100	45.8
	4,600.00	000100	0.3		2,448.56	000100	106.4
	4,600.00	017400	0.5		2,452.00	000100	612.6
	4,616.00	000100	48.2		2,484.60	000100	2.3
	4,700.00	000100	2.5		2,500.00	000100	159.9
	4,700.00	024800	2.0		2,500.00	017400	10.0
	4,750.00	000100	27.6		2,525.00	000100	25.4
	4,750.00	024800	13.2		2,538.62	000100	272.0
	4,754.33	000100	27.1		2,600.00	000100	295.3
	4,774.05	000100	27.4		2,645.00	000100	3.9
	4,784.00	000100	11.6		2,646.00	000100	161.9
	4,794.00	000100	4.9		2,650.00	000100	24.0
	4,797.50	000100	4.5		2,675.00	000100	5.1
	4,800.00	000100	4.6		2,711.32	000100	26.4
	4,850.00	017800	7.4		2,736.40	000100	5.4
	4,882.83	000100	6.9		2,736.41	000100	9.2
	4,895.57	000100	32.1		2,739.54	000100	19.7
	4,900.00	000100	1.8		2,746.79	000100	12.8
	4,924.70	000100	12.9		2,750.00	000100	27.8
	4,925.00	000100	5.0		2,800.00	000100	31.8
	4,928.07	000100	10.4		2,800.00	017400	4.3
	5,000.00	000100	59.3		2,811.38	000100	164.1
	5,000.00	013600	0.9		2,814.54	000100	48.7
					2,814.54	014000	25.3

**TABLE 8: BASE PRICE PAID TO GROWERS FOR GRAPES CRUSHED AND DELIVERED TO CALIFORNIA PROCESSORS  
FROM THE 2023 CROP WITH BRIX FACTORS AND PURCHASED TONNAGE, BY TYPE, VARIETY, REPORTING DISTRICT  
WHERE GROWN, AND WEIGHTED AVERAGE BASE PRICE**

District, Type, and Variety	Base Price	Brix	Tons	District, Type, and Variety	Base Price	Brix	Tons
	Per Ton	Factors			Per Ton	Factors	
	Dollars	Code <sup>1</sup>			Dollars	Code <sup>1</sup>	
<b>DISTRICT 4 (Cont'd)</b>							
Pinot Noir * (Cont'd)	2,815.54	000100	9.9		4,794.00	000100	1.7
	2,835.00	000100	22.7		5,000.00	000100	14.8
	2,900.00	000100	27.6		5,000.00	021000	6.7
	3,000.00	000100	190.5		5,200.00	000100	8.2
	3,000.00	013600	2.5		5,206.82	000100	5.9
	3,010.05	000100	17.7		5,461.89	000100	47.2
	3,024.00	000100	7.2		5,462.00	000100	2.8
	3,100.00	000100	43.8		5,477.31	000100	2.0
	3,150.00	000100	155.9		5,988.05	000100	34.7
	3,182.00	000100	3.4		6,000.00	000100	8.7
	3,200.00	000100	4.6		6,042.00	000100	6.0
	3,200.00	017600	4.7		6,500.00	000100	13.5
	3,250.00	000100	40.7		6,500.00	025400	4.3
	3,250.00	009300	1.3		7,000.00	000100	12.5
	3,300.00	000100	6.3		7,072.00	025400	1.6
	3,377.45	000100	7.0		7,171.00	000100	1.9
	3,400.00	021000	6.6		9,176.65	000100	2.1
	3,450.00	000100	58.2		17,500.00	000100	5.6
	3,465.00	000100	7.4	Wtd. Avg. Base & Total Tons	5,749.34		235.1
	3,500.00	000100	186.1	St Laurent	3,000.00	000100	6.4
	3,500.00	017400	5.3	Wtd. Avg. Base & Total Tons	3,000.00		6.4
	3,500.00	020800	15.3				
	3,520.00	000100	2.8	Syrah *	900.00	000100	3.9
	3,600.00	000100	138.4		1,500.00	000100	0.8
	3,600.00	007800	24.3		2,000.00	000100	4.1
	3,700.00	000100	24.1		3,000.00	000100	8.9
	3,750.00	000100	49.0		3,000.00	020800	0.5
	3,800.00	000100	37.6		3,000.00	021000	5.0
	3,805.00	000100	10.0		3,200.00	000100	0.5
	3,850.00	000100	2.9		3,616.00	000100	1.0
	3,950.00	013600	2.0		3,750.00	021500	5.5
	4,000.00	000100	4.0		3,800.00	028200	0.4
	4,000.00	017200	3.3		3,884.71	000100	44.9
	4,200.00	000100	10.5		4,000.00	000100	41.1
	4,500.00	000100	6.4		4,000.00	017200	3.8
	4,542.86	021000	4.4		4,000.00	020800	2.3
	4,681.00	000100	4.3		4,074.23	000100	39.9
	5,000.00	000100	3.8		4,086.25	021500	8.6
	5,000.00	019700	9.7		4,200.00	000100	79.7
	5,000.00	024500	6.1		4,200.00	025100	4.2
	5,250.00	000100	18.2		4,292.50	000100	6.0
	5,326.00	024500	7.8		4,296.00	000100	5.6
	5,402.25	000100	11.4		4,300.00	000100	19.0
	5,512.50	000100	6.4		4,315.00	000100	28.4
	5,700.00	000100	24.9		4,325.00	000100	4.0
	5,735.70	000100	24.9		4,400.00	000100	1.8
	5,775.00	019200	5.5		4,422.34	000100	26.1
	6,000.00	000100	12.5		4,500.00	000100	12.6
	6,500.00	000100	2.3		4,500.00	011600	3.4
	7,000.00	000100	53.7		4,500.00	024800	21.6
	7,497.00	000100	1.5		4,509.17	000100	59.0
	7,500.00	000100	61.0		4,520.25	000100	24.3
	7,524.56	000100	18.6		4,532.00	000100	50.5
	8,500.00	000100	5.3		4,600.00	000100	4.7
	8,750.00	000100	2.8		4,644.51	000100	24.1
Wtd. Avg. Base & Total Tons	2,867.70		4,965.5		4,653.40	000100	15.6
					4,658.82	000100	2.2
Primitivo	3,800.00	000100	2.3		4,668.97	000100	61.4
	4,220.61	000100	5.1		4,669.00	000100	25.3
	4,500.00	000100	30.4		4,729.88	000100	0.9
	5,250.00	000100	1.0		4,750.00	009548	2.6
Wtd. Avg. Base & Total Tons	4,441.11		38.8		4,784.23	025100	0.3
					4,800.00	000100	13.1
Refosco *	3,800.00	000100	1.4		4,800.00	021000	2.1
Wtd. Avg. Base & Total Tons	3,800.00		1.4		4,800.00	021500	1.9
					4,850.00	000100	4.7
Sangiovese *	3,750.00	000100	5.5		4,961.00	024800	6.6
	3,850.00	000100	1.4		5,000.00	000100	5.6
	4,200.00	000100	1.5		5,000.00	003200	15.1
	4,240.92	020800	14.0		5,000.00	021000	1.0
	4,370.00	000100	7.5		5,000.00	024800	11.2
	4,500.00	000100	18.7		5,079.00	000100	45.3
	4,500.00	024800	5.4		5,081.09	000100	2.3
	4,500.00	025100	0.9		5,092.00	000100	6.6

**TABLE 8: BASE PRICE PAID TO GROWERS FOR GRAPES CRUSHED AND DELIVERED TO CALIFORNIA PROCESSORS  
FROM THE 2023 CROP WITH BRIX FACTORS AND PURCHASED TONNAGE, BY TYPE, VARIETY, REPORTING DISTRICT  
WHERE GROWN, AND WEIGHTED AVERAGE BASE PRICE**

District, Type, and Variety	Base Price	Brix	Tons	District, Type, and Variety	Base Price	Brix	Tons
	Per Ton	Factors			Per Ton	Factors	
	Dollars	Code <sup>1</sup>			Dollars	Code <sup>1</sup>	
<b>DISTRICT 4 (Cont'd)</b>					4,101.89	000100	31.3
Syrah * (Cont'd)	5,124.10	000100	12.6		4,200.00	000100	48.2
	5,418.00	000100	3.5		4,204.44	000100	88.7
	5,500.00	000100	16.7		4,214.98	000100	16.5
	5,500.00	017600	5.4		4,250.00	000100	4.9
	5,500.00	024500	7.4		4,300.00	000100	18.1
	5,500.00	024800	5.6		4,306.99	000100	125.4
	5,589.20	000100	7.6		4,350.00	000100	7.0
	5,602.76	024500	28.0		4,358.68	000100	8.3
	5,800.00	000100	7.5		4,400.00	000100	106.6
	6,000.00	000100	61.8		4,436.15	000100	2.1
	6,174.00	000100	8.6		4,488.00	000100	9.6
	6,177.89	025400	7.3		4,500.00	000100	56.7
	6,250.00	000100	4.7		4,500.00	003200	13.1
	6,288.00	000100	4.6		4,523.70	000100	7.6
	6,351.00	000100	2.6		4,535.25	000100	90.1
	6,361.61	000100	13.8		4,537.34	000100	145.8
	6,500.00	000100	15.5		4,537.34	017400	3.6
	6,552.00	070635	4.6		4,542.00	000100	8.7
	6,720.00	000100	17.9		4,542.02	000100	5.6
	6,967.55	025400	0.9		4,545.00	000100	10.2
	7,000.00	000100	12.0		4,552.91	000100	41.9
	7,300.00	024500	8.2		4,553.20	000100	2.3
	7,500.00	000100	3.8		4,581.22	000100	114.5
	8,070.00	024500	5.7		4,581.22	027600	36.0
	8,288.68	000100	5.9		4,581.35	000100	87.7
	8,500.00	000100	36.8		4,583.00	000100	9.1
	9,781.00	000100	2.0		4,583.38	000100	103.5
	10,000.00	000100	6.1		4,583.38	020800	54.9
	17,500.00	000100	0.3		4,600.00	000100	40.4
Wtd. Avg. Base & Total Tons	5,017.94		1,087.4		4,600.00	017400	3.1
					4,622.58	000100	22.9
Tannat	3,800.00	024800	3.2		4,641.61	000100	242.2
Wtd. Avg. Base & Total Tons	3,800.00		3.2		4,692.00	000100	27.9
					4,700.00	024800	4.1
Tempranillo *	3,900.00	024300	2.4		4,710.83	000100	9.6
	4,300.00	000100	2.1		4,729.88	000100	5.2
	4,500.00	000100	0.5		4,747.08	000100	10.6
	5,422.22	000100	5.1		4,750.00	003100	20.2
	5,720.00	000100	1.9		4,750.00	020800	1.5
	5,865.86	025400	2.8		4,794.00	000100	23.5
	6,000.00	000100	2.5		4,797.50	000100	12.7
	6,000.00	066159	2.6		4,800.00	000100	65.5
Wtd. Avg. Base & Total Tons	5,335.97		19.9		4,800.00	003200	17.7
					4,857.86	000100	68.8
Tinta Cao	4,500.00	000100	0.6		4,870.00	000100	4.6
Wtd. Avg. Base & Total Tons	4,500.00		0.6		4,870.87	000100	12.2
					4,878.00	000100	10.4
Touriga Nacional *	4,500.00	000100	1.2		4,930.27	000100	3.2
	6,600.00	000100	0.4		4,973.83	000100	18.4
Wtd. Avg. Base & Total Tons	5,025.00		1.6		5,000.00	000100	45.3
					5,000.00	003200	18.1
Valdigue *	750.00	000100	1.2		5,000.00	024800	20.7
	2,431.48	000100	12.1		5,041.72	000100	7.7
	2,600.00	000100	1.2		5,200.00	000100	6.3
	3,000.00	000100	11.8		5,250.00	000100	57.2
Wtd. Avg. Base & Total Tons	2,617.53		26.3		5,328.01	000100	29.1
					5,400.00	000100	8.4
Zinfandel	500.00	000100	17.1		5,437.90	000100	21.9
	1,750.00	000100	2.0		5,500.00	000100	12.8
	2,000.00	000100	2.6		5,523.01	000100	4.3
	2,300.00	000100	4.3		5,625.00	000100	28.1
	2,400.00	000100	24.3		5,700.00	000100	4.5
	2,774.00	017800	8.4		5,750.00	000100	17.3
	3,000.00	000100	1.6		5,929.70	000100	8.7
	3,200.00	000100	56.2		6,000.00	000100	37.8
	3,203.00	021500	46.2		6,500.00	000100	18.5
	3,500.00	000100	20.8		6,500.00	024800	5.8
	3,500.00	021000	0.8		6,517.00	003200	3.5
	3,800.00	000100	7.4		6,757.00	000100	4.3
	3,961.28	014000	4.9		6,760.00	067982	12.0
	4,000.00	000100	11.2		6,802.87	021200	3.2
	4,000.00	003100	13.9		6,957.83	017400	2.4
	4,037.80	000100	31.2		6,958.00	000100	7.3
	4,088.00	000100	60.0		7,000.00	000100	4.4



**TABLE 8: BASE PRICE PAID TO GROWERS FOR GRAPES CRUSHED AND DELIVERED TO CALIFORNIA PROCESSORS FROM THE 2023 CROP WITH BRIX FACTORS AND PURCHASED TONNAGE, BY TYPE, VARIETY, REPORTING DISTRICT WHERE GROWN, AND WEIGHTED AVERAGE BASE PRICE**

District, Type, and Variety	Base Price Per Ton Dollars	Brix Factors Code <sup>1</sup>	Tons	District, Type, and Variety	Base Price Per Ton Dollars	Brix Factors Code <sup>1</sup>	Tons
<b>DISTRICT 4 (Cont'd)</b>				Gewurztraminer	625.00	000100	252.3
Zinfandel (Cont'd)	7,313.00	000100	5.0		1,600.00	000100	3.0
	7,465.28	000100	5.7	Wtd. Avg. Base & Total Tons	636.46		255.3
	7,470.00	000100	11.6				
	7,500.00	027600	24.6	Grenache Blanc *	1,700.00	000100	3.3
	7,673.14	000100	0.7	Wtd. Avg. Base & Total Tons	1,700.00		3.3
	8,000.00	000100	5.5				
	8,003.00	000100	4.0	Malvasia Bianca	1,500.00	000100	11.7
	8,092.00	000100	5.0		1,750.00	014000	1.5
	8,400.00	000100	8.3		1,800.00	000100	2.5
	8,500.00	000100	6.6	Wtd. Avg. Base & Total Tons	1,571.66		15.7
	9,460.00	000100	10.9				
Wtd. Avg. Base & Total Tons	4,666.12		2,673.1	Muscat Blanc *	692.34	013400	2.2
					1,262.00	000100	4.5
Other Red Wine <sup>4</sup>	2,000.00	000100	1.4		1,500.00	000100	23.1
	4,500.00	000100	1.5	Wtd. Avg. Base & Total Tons	1,404.43		29.8
	4,850.00	027100	13.8				
	5,000.00	000100	1.8	Pinot Gris *	500.00	000100	22.1
	5,700.00	000100	2.1		600.00	009000	2,191.3
	6,060.00	000100	8.5		615.00	039715	67.9
	6,500.00	000100	6.5		675.00	000100	24.0
	8,250.00	000100	2.4		705.80	000100	67.2
	8,653.00	002600	4.9		1,200.00	000100	2.2
	8,815.00	000100	1.7		1,395.00	000100	131.1
Wtd. Avg. Base & Total Tons	6,017.83		44.6		1,400.00	000100	57.5
					1,500.00	000100	26.3
				Wtd. Avg. Base & Total Tons	1,800.00	000100	8.7
					674.42		2,598.3
<b>DISTRICT 5</b>				Sauvignon Blanc *	575.00	000600	544.5
Wine Grapes (White)					1,200.00	000100	2.8
Albarino *	561.87	000100	2.9		1,236.62	000100	12.7
	615.00	039820	162.2		1,300.00	000100	3.2
	1,000.00	000100	4.1		1,327.20	017200	365.7
	1,200.00	009100	3.1		1,400.00	000100	90.7
	1,500.00	000100	5.5		1,500.00	000100	92.0
	1,600.00	000100	5.0		1,514.00	000100	69.7
	1,800.00	000100	0.5		1,575.00	000100	39.9
Wtd. Avg. Base & Total Tons	689.32		183.3		1,700.00	000100	354.3
					1,800.00	000100	1.7
					2,200.00	000100	439.0
					2,400.00	000100	128.5
				Wtd. Avg. Base & Total Tons	1,461.55		2,144.7
Chardonnay *	450.00	000100	818.6	Symphony	365.00	042790	90.5
	561.87	000100	5.3	Wtd. Avg. Base & Total Tons	365.00		90.5
	650.00	059825	421.8				
	700.00	000100	359.9	Verdejo	561.87	000100	1.8
	700.00	056900	49.8	Wtd. Avg. Base & Total Tons	561.87		1.8
	750.00	000100	245.5				
	1,088.57	017200	198.6	Verdelho	1,200.00	000100	10.8
	1,200.00	000100	245.0		1,500.00	020600	2.3
	1,250.00	017600	4.1	Wtd. Avg. Base & Total Tons	1,600.00	000100	5.9
	1,350.00	021200	451.4		1,360.53		19.0
	1,400.00	000100	200.5	Vermentino *	1,800.00	000100	0.5
	1,600.00	000100	167.7	Wtd. Avg. Base & Total Tons	1,800.00		0.5
	1,700.00	000100	155.5				
	1,800.00	000100	2.5	Viognier	565.00	070454	60.5
	2,100.00	000100	2.8		700.00	000100	39.5
	3,300.00	000100	12.1		1,200.00	000100	4.3
Wtd. Avg. Base & Total Tons	929.28		3,341.1	Wtd. Avg. Base & Total Tons	642.31		104.3
				White Riesling *	270.00	000100	1.8
Chenin Blanc	465.00	039790	357.3		650.00	038213	290.0
	561.87	000100	6.1		1,262.50	000100	47.0
	600.00	000100	336.8	Wtd. Avg. Base & Total Tons	1,600.00	000100	59.4
	600.00	009100	24.3		862.29		398.2
	1,200.00	000100	0.6				
	1,500.00	000100	2.1	Other White Wine <sup>4</sup>	1,000.00	009300	0.8
	1,700.00	000100	2.1		1,800.00	000100	2.6
	2,250.00	000100	18.1	Wtd. Avg. Base & Total Tons	1,611.76		3.4
	2,750.00	000100	8.9				
Wtd. Avg. Base & Total Tons	606.73		756.3				
Cortese	1,450.00	000100	5.9				
Wtd. Avg. Base & Total Tons	1,450.00		5.9				
Falaghina Greco <sup>2</sup>	1,450.00	000100	5.7				
Wtd. Avg. Base & Total Tons	1,450.00		5.7				
French Colombard	2,200.00	013600	4.6				
Wtd. Avg. Base & Total Tons	2,200.00		4.6				

**TABLE 8: BASE PRICE PAID TO GROWERS FOR GRAPES CRUSHED AND DELIVERED TO CALIFORNIA PROCESSORS  
FROM THE 2023 CROP WITH BRIX FACTORS AND PURCHASED TONNAGE, BY TYPE, VARIETY, REPORTING DISTRICT  
WHERE GROWN, AND WEIGHTED AVERAGE BASE PRICE**

District, Type, and Variety	Base Price	Brix	Tons	District, Type, and Variety	Base Price	Brix	Tons
	Per Ton	Factors			Per Ton	Factors	
	Dollars	Code <sup>1</sup>			Dollars	Code <sup>1</sup>	
<b>DISTRICT 5 (Cont'd)</b>							
<b>Wine Grapes (Red)</b>							
Alicante Bouschet *	1,100.00	017200	5.8	Petite Sirah	1,100.00	000100	5.7
Wtd. Avg. Base & Total Tons	1,100.00		5.8		1,128.23	026900	140.4
					1,250.00	000100	274.6
					1,400.00	000100	4.4
Barbera	1,700.00	000100	11.0		1,500.00	000100	6.4
	2,800.00	000100	2.0		1,726.78	029620	36.5
Wtd. Avg. Base & Total Tons	1,869.23		13.0		1,800.00	000100	5.8
					1,870.00	000100	12.7
					1,900.00	000100	10.5
Cabernet Franc	2,600.00	000100	12.3		2,000.00	000100	27.7
Wtd. Avg. Base & Total Tons	2,600.00		12.3		2,100.00	000100	20.6
					2,200.00	017600	0.2
					2,383.60	000100	49.9
Cabernet Sauvignon	1,250.00	017600	5.1		2,500.00	020800	2.0
	1,400.00	000100	0.3		2,575.50	003100	22.0
	1,500.00	000100	78.1		2,800.00	000100	40.9
	1,600.00	000100	92.1		2,903.00	000100	37.6
	1,750.00	000100	25.9		3,300.00	000100	125.2
	1,800.00	000100	10.7		3,430.00	000100	1.9
	1,900.00	000100	207.9	Wtd. Avg. Base & Total Tons	1,895.64		825.0
	2,000.00	000100	43.3				
	2,010.24	000100	21.8				
	2,025.00	000100	301.4				
	2,050.00	000100	92.0	Pinot Noir *	325.00	000100	95.8
	2,100.00	000100	170.3		570.00	067607	573.4
	2,200.00	000100	175.4		617.00	067606	682.8
	2,500.00	000100	5.9		640.00	000100	197.4
	2,600.00	000100	21.3		750.00	000100	1,733.8
	2,650.00	000100	23.0		800.00	000100	378.8
	2,936.07	003100	57.4		863.74	000100	791.3
	3,000.00	000100	191.8		875.00	000100	75.4
	3,500.00	000100	1.6		1,150.00	000100	95.8
	4,500.00	000100	49.1		1,200.00	000100	278.3
	7,200.00	000100	2.6		1,200.00	014100	8.0
Wtd. Avg. Base & Total Tons	2,234.65		1,577.0		1,400.00	000100	202.2
					1,425.00	000100	511.8
					1,700.00	000100	9.6
					1,950.00	000100	22.3
Carignane	2,200.00	013600	1.5		2,000.00	000100	2.4
	2,250.00	000100	6.5	Wtd. Avg. Base & Total Tons	846.28		5,659.1
Wtd. Avg. Base & Total Tons	2,240.62		8.0				
Charbono	1,200.00	000100	9.5	Primitivo	2,500.00	000100	22.2
Wtd. Avg. Base & Total Tons	1,200.00		9.5		2,800.00	000100	0.8
					3,000.00	000100	4.1
				Wtd. Avg. Base & Total Tons	2,584.50		27.1
Graciano	1,400.00	000100	1.1				
Wtd. Avg. Base & Total Tons	1,400.00		1.1	Sangiovese *	1,800.00	000100	34.9
					1,854.00	000100	5.0
					2,500.00	011600	4.2
Grenache *	1,100.00	000100	6.5	Wtd. Avg. Base & Total Tons	1,872.79		44.1
	1,200.00	000100	1.1				
	1,500.00	000100	7.2	Syrah *	1,200.00	000100	2.0
	2,100.00	000100	17.7		1,250.00	017600	10.2
Wtd. Avg. Base & Total Tons	1,736.62		32.5		1,400.00	000100	1.0
					1,517.11	000100	38.1
					1,600.00	000100	4.2
Malbec	1,700.00	000100	11.1		2,000.00	000100	18.5
	1,800.00	000100	21.5		2,525.00	000100	63.7
Wtd. Avg. Base & Total Tons	1,765.95		32.6	Wtd. Avg. Base & Total Tons	2,025.52		137.7
Merlot	1,400.00	000100	8.3	Tannat	1,500.00	000100	3.5
	1,500.00	000100	23.5		1,800.00	017600	3.3
	1,700.00	000100	18.0	Wtd. Avg. Base & Total Tons	1,645.59		6.8
	1,800.00	000100	0.5				
	2,250.00	024800	17.8	Tempranillo *	1,400.00	000100	14.3
	2,525.00	000100	87.4	Wtd. Avg. Base & Total Tons	1,400.00		14.3
Wtd. Avg. Base & Total Tons	2,180.74		155.5				
Mourvedre *	1,100.00	017200	6.4	Teroldego	1,250.00	000100	69.1
Wtd. Avg. Base & Total Tons	1,100.00		6.4		1,950.00	024800	5.1
				Wtd. Avg. Base & Total Tons	1,298.11		74.2
Nero D'avola *	2,000.00	000100	1.0	Valdigue *	1,600.00	000100	28.1
Wtd. Avg. Base & Total Tons	2,000.00		1.0		1,650.00	000100	1.1
					2,000.00	000100	0.8
					2,028.21	000100	21.4
Petit Verdot	1,500.00	000100	2.7		2,250.00	000100	3.3
	1,850.00	000100	115.0				
	2,000.00	000100	35.4				
Wtd. Avg. Base & Total Tons	1,878.51		153.1				

**TABLE 8: BASE PRICE PAID TO GROWERS FOR GRAPES CRUSHED AND DELIVERED TO CALIFORNIA PROCESSORS FROM THE 2023 CROP WITH BRIX FACTORS AND PURCHASED TONNAGE, BY TYPE, VARIETY, REPORTING DISTRICT WHERE GROWN, AND WEIGHTED AVERAGE BASE PRICE**

District, Type, and Variety	Base Price	Brix	Tons	District, Type, and Variety	Base Price	Brix	Tons
	Per Ton	Factors			Per Ton	Factors	
	Dollars	Code <sup>1</sup>			Dollars	Code <sup>1</sup>	
<b>DISTRICT 5 (Cont'd)</b>					3,750.00	009100	4.8
Valdiguie * (Cont'd)	2,300.00	000100	12.1		4,000.00	000100	3.2
	2,500.00	000100	4.8		4,200.00	000100	0.5
Wtd. Avg. Base & Total Tons	1,941.81		71.6		5,500.00	000100	2.7
					6,000.00	000100	1.7
Zinfandel	950.00	000100	17.8		6,100.00	000100	1.2
	1,100.00	000100	7.2		7,500.00	000100	1.4
	1,600.00	013600	4.2		10,000.00	000100	0.8
	2,200.00	000100	8.1	Wtd. Avg. Base & Total Tons	1,349.91		1,177.3
	2,201.52	013400	3.3				
	2,500.00	013600	2.0	Chenin Blanc	515.00	039708	35.4
	2,500.00	017400	1.1		1,200.00	000100	7.8
	3,000.00	000100	4.0	Wtd. Avg. Base & Total Tons	638.68		43.2
	4,983.00	000100	63.6				
Wtd. Avg. Base & Total Tons	3,533.73		111.3	Fiano	2,000.00	000100	1.0
				Wtd. Avg. Base & Total Tons	2,000.00		1.0
<b>DISTRICT 6</b>							
<b>Table Grapes</b>					2,000.00	000100	0.5
Other Table <sup>4</sup>	2,200.00	021000	3.0	Wtd. Avg. Base & Total Tons	2,000.00		0.5
Wtd. Avg. Base & Total Tons	2,200.00		3.0				
<b>Wine Grapes (White)</b>							
Albarino *	515.00	040790	23.7	Grenache Blanc *	515.00	042790	34.3
	700.00	000100	1.8		1,850.00	013100	1.3
	1,000.00	007900	10.3	Wtd. Avg. Base & Total Tons	563.75		35.6
	1,800.00	017000	1.3				
	1,850.00	013100	2.0	Grenache Gris *	3,800.00	000100	10.2
	2,180.00	000100	2.1	Wtd. Avg. Base & Total Tons	3,800.00		10.2
Wtd. Avg. Base & Total Tons	834.55		41.2				
				Gruner Veltliner	1,800.00	000100	20.4
					1,800.00	013600	1.0
					2,000.00	009000	42.5
				Wtd. Avg. Base & Total Tons	1,933.02		63.9
Chardonnay *	500.00	002000	160.5	Malvasia Bianca	1,900.00	000100	12.9
	515.00	059825	23.9	Wtd. Avg. Base & Total Tons	1,900.00		12.9
	542.00	059825	72.3				
	700.00	000100	4.0	Marsanne	1,175.00	000100	6.2
	850.00	000100	191.4	Wtd. Avg. Base & Total Tons	1,175.00		6.2
	1,000.00	000100	100.0				
	1,008.06	000100	2.3	Muscat Blanc *	750.00	000100	24.0
	1,145.97	000100	76.1		1,175.00	000100	5.3
	1,200.00	000100	46.7		1,200.00	000100	14.8
	1,400.00	000100	94.8	Wtd. Avg. Base & Total Tons	952.10		44.1
	1,400.00	020800	155.1				
	1,500.00	021200	45.1	Palomino *	2,000.00	000100	8.4
	1,800.00	000100	3.6		2,000.00	009300	2.1
	1,900.00	000100	9.9		2,068.00	000100	6.9
	2,000.00	000100	1.8	Wtd. Avg. Base & Total Tons	2,026.97		17.4
	2,000.00	017400	3.1				
	2,100.00	014100	2.9	Pinot Blanc	1,200.00	000100	2.3
	2,100.00	017400	2.0	Wtd. Avg. Base & Total Tons	1,200.00		2.3
	2,200.00	011500	1.9				
	2,200.00	013600	3.8	Pinot Gris *	600.00	009000	398.3
	2,300.00	017400	8.8		1,200.00	000100	2.9
	2,400.00	014100	7.5		1,400.00	000100	2.0
	2,500.00	000100	8.9		1,600.00	000100	11.9
	2,800.00	000100	4.0		1,800.00	000100	2.3
	2,800.00	014100	7.7		1,900.00	000100	0.9
	2,900.00	017200	33.0		1,900.00	017200	1.3
	2,921.02	000100	2.4		1,950.00	000100	1.9
	3,000.00	000100	10.3		2,000.00	000100	2.2
	3,000.00	017200	2.5		2,000.00	013600	0.6
	3,000.00	020800	3.5		2,900.00	000100	3.0
	3,100.00	000100	2.0		2,950.00	000100	3.1
	3,200.00	000100	4.9	Wtd. Avg. Base & Total Tons	696.49		430.4
	3,200.00	014100	4.5				
	3,264.38	000100	6.8	Roussanne	1,175.00	000100	8.7
	3,300.00	000100	3.6		2,400.00	000100	1.0
	3,300.00	013400	4.0	Wtd. Avg. Base & Total Tons	1,301.29		9.7
	3,400.00	000100	12.5				
	3,425.00	000100	5.7	Sauvignon Blanc *	467.00	000100	11.1
	3,500.00	000100	6.7		617.00	039792	245.0
	3,500.00	008100	2.5		750.00	000100	27.7
	3,500.00	011100	5.2		850.00	000100	2.3
	3,600.00	000100	6.5		1,000.00	000100	217.6
	3,636.10	000100	4.0		1,000.00	007900	4.8
	3,650.00	013600	1.0				
	3,700.00	000100	1.3				

**TABLE 8: BASE PRICE PAID TO GROWERS FOR GRAPES CRUSHED AND DELIVERED TO CALIFORNIA PROCESSORS  
FROM THE 2023 CROP WITH BRIX FACTORS AND PURCHASED TONNAGE, BY TYPE, VARIETY, REPORTING DISTRICT  
WHERE GROWN, AND WEIGHTED AVERAGE BASE PRICE**

District, Type, and Variety	Base Price	Brix	Tons	District, Type, and Variety	Base Price	Brix	Tons
	Per Ton	Factors			Per Ton	Factors	
	Dollars	Code <sup>1</sup>			Dollars	Code <sup>1</sup>	
<b>DISTRICT 6 (Cont'd)</b>					2,000.00	000100	0.8
Sauvignon Blanc * (Cont'd)	1,026.00	000100	0.8		2,100.00	000100	0.4
	1,100.00	000100	76.1		2,250.00	000100	12.1
	1,200.00	000100	137.4		2,500.00	000100	8.8
	1,300.00	000100	12.3		2,700.00	000100	25.2
	1,500.00	000100	134.6		2,800.00	000100	3.6
	1,500.00	017000	1.0		2,900.00	000100	1.7
	1,600.00	000100	13.5		3,000.00	000100	17.0
	1,650.00	013600	12.0		3,000.00	014100	8.6
	1,840.00	000100	2.6		3,000.00	024500	90.2
	1,950.00	000100	3.5		3,400.00	000100	2.4
	2,000.00	000100	7.1		3,500.00	000100	5.7
	2,000.00	013100	40.9		3,550.00	000100	0.3
	2,100.00	000100	3.1		3,800.00	013600	0.3
	2,107.47	000100	2.5		4,000.00	000100	4.4
	2,200.00	000100	4.2		4,300.00	020800	1.7
	2,200.00	014100	1.5		4,500.00	000100	0.5
	3,775.00	009100	2.9		4,600.00	000100	0.8
	3,800.00	000100	0.4		5,500.00	020800	1.0
	4,000.00	000100	0.8	Wtd. Avg. Base & Total Tons	2,785.26		204.4
Wtd. Avg. Base & Total Tons	1,096.90		965.7	Cabernet Sauvignon	215.00	000100	2.0
Semillon	1,500.00	000100	0.2		500.00	067890	190.3
Wtd. Avg. Base & Total Tons	1,500.00		0.2		615.00	067605	75.5
Verdejo	515.00	038213	35.8		665.00	067603	238.1
Wtd. Avg. Base & Total Tons	515.00		35.8		665.00	067605	348.0
Verdelho	515.00	042790	32.9		700.00	000100	6.4
	1,700.00	000100	4.2		750.00	000100	0.8
Wtd. Avg. Base & Total Tons	649.15		37.1		900.00	000100	8.2
Vermentino *	1,600.00	007900	5.0		950.00	000100	44.4
Wtd. Avg. Base & Total Tons	1,600.00		5.0		1,000.00	000100	1.0
Viognier	400.00	000100	0.8		1,125.00	000100	1.6
	650.00	000100	3.2		1,200.00	000100	9.1
	2,000.00	000100	2.7		1,200.00	017000	3.4
	2,700.00	000100	2.0		1,250.00	024800	92.9
	2,750.00	000100	4.5		1,283.09	000100	5.5
	2,800.00	000100	0.6		1,300.00	000100	125.4
	2,880.00	000100	1.0		1,450.00	000100	21.7
	3,675.00	000100	0.7		1,500.00	000100	91.6
Wtd. Avg. Base & Total Tons	2,110.16		15.5		1,700.00	000100	268.5
White Riesling *	6,000.00	000100	0.1		1,750.00	002600	15.2
Wtd. Avg. Base & Total Tons	6,000.00		0.1		1,800.00	000100	1.4
<b>Wine Grapes (Red)</b>					1,900.00	000100	55.0
Aglanico	1,100.00	000100	6.6		1,900.00	014000	5.0
Wtd. Avg. Base & Total Tons	1,100.00		6.6		2,000.00	000100	43.0
Alicante Bouschet *	700.00	000100	10.9		2,000.00	021800	5.6
	1,200.00	022900	0.5		2,200.00	000100	6.0
	1,800.00	022900	1.0		2,200.00	024800	74.0
	1,900.00	021000	1.1		2,400.00	011800	1.3
	2,000.00	000100	2.8		2,500.00	000100	11.0
	2,200.00	000100	1.1		2,500.00	013600	2.7
	2,600.00	021500	1.0		2,750.00	021200	2.3
Wtd. Avg. Base & Total Tons	1,235.87		18.4		2,800.00	000100	35.2
Barbera	900.00	000100	4.0		2,800.00	021200	2.2
	1,400.00	013600	0.5		2,900.00	000100	5.4
	1,500.00	021200	2.2		3,000.00	000100	33.1
	1,800.00	022900	2.6		3,100.00	000100	12.0
	2,000.00	000100	0.2		3,200.00	000100	20.4
	2,100.00	000100	4.6		3,300.00	000100	2.9
Wtd. Avg. Base & Total Tons	1,584.40		14.1		3,450.00	011300	1.3
Cabernet Franc	312.00	000100	7.6		3,500.00	000100	6.1
	1,000.00	000100	1.1		3,550.00	000100	26.7
	1,125.00	000100	1.6		3,600.00	000100	5.1
	1,750.00	000100	6.5		3,700.00	000100	32.0
	1,800.00	000100	1.0		3,800.00	000100	1.2
	1,900.00	014000	1.1		3,800.00	013600	1.8
					3,900.00	017000	1.7
					4,000.00	000100	25.4
					4,000.00	014000	1.5
					4,000.00	014100	5.2
					4,100.00	000100	4.0
					4,100.00	011800	0.8
					4,500.00	000100	21.5
					4,600.00	000100	2.8
					4,700.00	000100	4.3

**TABLE 8: BASE PRICE PAID TO GROWERS FOR GRAPES CRUSHED AND DELIVERED TO CALIFORNIA PROCESSORS FROM THE 2023 CROP WITH BRIX FACTORS AND PURCHASED TONNAGE, BY TYPE, VARIETY, REPORTING DISTRICT WHERE GROWN, AND WEIGHTED AVERAGE BASE PRICE**

District, Type, and Variety	Base Price	Brix	Tons	District, Type, and Variety	Base Price	Brix	Tons
	Per Ton	Factors			Per Ton	Factors	
	Dollars	Code <sup>1</sup>			Dollars	Code <sup>1</sup>	
<b>DISTRICT 6 (Cont'd)</b>					1,800.00	000100	1.4
Cabernet Sauvignon (Cont'd)	4,750.00	000100	2.8		1,800.00	013400	3.3
	5,000.00	000100	1.6		1,900.00	017200	2.5
	6,000.00	000100	4.8		1,929.00	000100	12.3
	6,000.00	020800	2.6		2,000.00	000100	34.8
	6,500.00	000100	7.2		2,067.86	000100	4.0
	6,800.00	000100	1.6		2,070.00	003200	88.0
	6,850.00	000100	0.6		2,100.00	021200	2.6
	7,325.01	000100	4.5		2,100.00	022900	2.0
	8,500.00	000100	6.7		2,200.00	015800	0.9
	8,500.00	011300	3.5		2,250.00	000100	2.4
Wtd. Avg. Base & Total Tons	1,519.48		2,045.4		2,300.00	000100	11.0
					2,500.00	000100	0.6
Carignane	800.00	000100	6.4		3,100.00	000100	16.4
	1,100.00	000100	2.1		3,400.00	000100	1.0
	1,200.00	022900	1.1		3,500.00	000100	2.5
	1,400.00	017200	1.4		3,600.00	000100	4.0
	1,450.00	013100	74.2	Wtd. Avg. Base & Total Tons	1,617.80		324.4
	1,500.00	013600	1.4				
	1,500.00	017200	1.1	Malbec	1,250.00	000100	1.8
	1,700.00	000100	18.0		1,400.00	000100	10.7
	1,714.08	000100	30.0		1,600.00	013600	1.3
	1,800.00	000100	9.4		2,100.00	000100	1.3
	1,800.00	022900	2.1		2,200.00	013200	5.0
	1,900.00	021000	1.9		2,500.00	000100	3.7
	1,950.00	000100	5.0		2,800.00	000100	4.2
	1,956.58	000100	3.8		3,000.00	000100	19.0
	2,000.00	000100	36.7	Wtd. Avg. Base & Total Tons	2,362.77		47.0
	2,015.00	000100	89.2				
	2,200.00	000100	17.5	Merlot	565.00	067605	94.1
	2,200.00	021000	12.0		665.00	067603	542.5
	2,350.00	000100	19.7		900.00	000100	4.2
	2,350.00	010900	5.0		1,000.00	000100	0.4
	2,500.00	000100	43.6		1,050.00	000100	4.2
	2,500.00	020800	1.0		1,074.14	000100	1.5
	2,600.00	021200	2.0		1,100.00	013400	2.5
	2,700.00	000100	19.0		1,125.00	000100	3.2
	2,800.00	000100	8.8		1,200.00	000100	31.9
	2,800.00	017400	2.3		1,200.00	017000	2.2
	2,800.00	020800	1.0		1,300.00	000100	42.4
	3,000.00	000100	5.9		1,300.00	014100	6.0
	3,000.00	017600	2.0		1,400.00	000100	81.7
Wtd. Avg. Base & Total Tons	2,000.07		423.6		1,500.00	000100	0.5
					1,500.00	002600	5.0
Carmenere	2,000.00	000100	1.0		1,650.00	000100	14.9
	2,400.00	000100	1.0		1,700.00	000100	185.9
Wtd. Avg. Base & Total Tons	2,200.00		2.0		1,800.00	000100	1.0
					1,800.00	017400	1.0
Cinsaut *	1,000.00	000100	2.1		1,800.00	022900	0.6
	1,400.00	000100	1.8		1,900.00	014000	6.4
Wtd. Avg. Base & Total Tons	1,184.62		3.9		2,000.00	000100	158.8
					2,000.00	013600	3.9
Dolcetto	3,150.00	000100	3.6		2,000.00	024800	189.2
	3,200.00	000100	1.5		2,100.00	000100	6.3
Wtd. Avg. Base & Total Tons	3,164.71		5.1		2,200.00	000100	3.6
					2,300.00	000100	1.5
Durif	850.00	007900	5.8		2,800.00	000100	3.3
Wtd. Avg. Base & Total Tons	850.00		5.8		2,833.00	000100	1.7
					2,900.00	000100	1.9
Gamay Noir Au Jus Blanc	3,975.00	011100	1.0		3,000.00	000100	5.0
Wtd. Avg. Base & Total Tons	3,975.00		1.0		3,100.00	000100	9.7
					3,200.00	000100	9.5
Grenache *	500.00	000100	0.4		3,300.00	000100	2.8
	500.00	017000	8.7		3,400.00	014000	1.5
	517.00	002600	64.3		3,550.00	000100	3.1
	600.00	000100	3.2		4,000.00	000100	1.1
	850.00	000100	31.9		5,000.00	000100	0.9
	1,000.00	000100	1.7		7,325.01	000100	4.5
	1,125.00	000100	2.8	Wtd. Avg. Base & Total Tons	1,322.58		1,440.4
	1,300.00	017200	3.4				
	1,400.00	013600	1.0	Mission	1,500.00	017200	0.4
	1,500.00	000100	3.3	Wtd. Avg. Base & Total Tons	1,500.00		0.4
	1,500.00	013600	1.7				
	1,750.00	000100	6.5	Montepulciano	1,100.00	000100	19.9
	1,765.98	000100	5.8	Wtd. Avg. Base & Total Tons	1,100.00		19.9

**TABLE 8: BASE PRICE PAID TO GROWERS FOR GRAPES CRUSHED AND DELIVERED TO CALIFORNIA PROCESSORS  
FROM THE 2023 CROP WITH BRIX FACTORS AND PURCHASED TONNAGE, BY TYPE, VARIETY, REPORTING DISTRICT  
WHERE GROWN, AND WEIGHTED AVERAGE BASE PRICE**

District, Type, and Variety	Base Price	Brix	Tons	District, Type, and Variety	Base Price	Brix	Tons
	Per Ton	Factors			Per Ton	Factors	
	Dollars	Code <sup>1</sup>			Dollars	Code <sup>1</sup>	
<b>DISTRICT 6 (Cont'd)</b>					2,500.00	000100	5.1
Mourvedre *	750.00	000100	12.5		2,500.00	024500	3.2
	850.00	000100	29.1		2,550.00	017900	2.5
	1,000.00	000100	101.0		4,069.45	000100	2.5
	1,400.00	000100	10.2		5,400.00	022800	2.9
	1,500.00	000100	2.0	Wtd. Avg. Base & Total Tons	1,069.05		1,432.0
	1,600.00	000100	4.9				
	1,600.00	011300	0.4	Pinot Noir *	565.00	067607	10.9
	1,700.00	000100	25.3		813.89	000100	0.5
	1,956.58	000100	3.5		850.00	000100	55.9
	2,000.00	000100	14.3		1,600.00	021800	2.9
	2,015.00	000100	178.4		1,700.00	000100	5.3
	2,100.00	000100	5.6		1,800.00	021200	46.9
	2,100.00	021200	1.6		2,035.68	000100	7.6
	2,100.00	022900	3.2		2,100.00	014100	3.8
	2,200.00	000100	5.3		2,250.00	000100	1.7
	2,200.00	020800	7.0		2,300.00	000100	5.2
	2,350.00	000100	19.6		2,500.00	000100	2.3
	2,400.00	000100	2.6		2,555.80	000100	8.1
	2,500.00	000100	59.9		2,564.00	014100	2.6
	2,500.00	021000	1.0		2,650.00	000100	30.4
	2,600.00	000100	8.0		2,778.67	000100	2.3
	2,600.00	021200	2.0		3,000.00	000100	20.6
	2,650.00	000100	1.8		3,100.00	000100	0.3
	2,700.00	000100	0.2		3,200.00	000100	1.8
	2,800.00	021000	2.2		3,300.00	000100	3.2
	3,000.00	000100	11.5		3,300.00	017400	2.5
	3,800.00	000100	4.0		3,400.00	014100	11.6
	4,000.00	017600	2.0		3,500.00	000100	25.0
	4,400.00	017200	2.1		3,500.00	009500	1.4
Wtd. Avg. Base & Total Tons	1,835.50		521.2		3,500.00	011100	3.5
					3,550.00	000100	1.8
Nebbiolo	1,500.00	000100	2.0		3,600.00	000100	1.4
	3,150.00	000100	2.7		3,600.00	017200	10.3
	3,550.00	000100	0.8		3,600.00	021000	10.6
	4,000.00	000100	3.6		3,700.00	014100	6.7
	4,000.00	014100	4.6		3,800.00	000100	7.2
Wtd. Avg. Base & Total Tons	3,441.24		13.7		3,800.00	014100	2.0
					3,900.00	000100	2.9
Petit Verdot	267.00	000100	106.7		3,950.00	000100	4.6
	665.00	067603	845.0		4,000.00	000100	15.8
	1,750.00	000100	46.7		4,000.00	011100	0.8
	2,000.00	000100	1.0		4,000.00	013400	2.0
	2,000.00	017200	1.4		4,100.00	000100	6.8
	2,100.00	000100	0.8		4,100.00	013800	12.9
	2,400.00	011800	0.1		4,150.00	000100	1.1
	2,500.00	000100	1.0		4,200.00	000100	15.6
	2,700.00	000100	27.0		4,200.00	014100	0.9
	3,200.00	000100	1.4		4,250.00	000100	8.6
	3,500.00	000100	1.1		4,300.00	000100	13.3
	4,000.00	000100	0.5		4,350.00	013600	1.8
Wtd. Avg. Base & Total Tons	740.38		1,032.7		4,400.00	009300	2.3
					4,400.00	014100	2.1
Petite Sirah	275.00	000100	254.5		4,500.00	000100	13.8
	665.00	067605	567.6		4,600.00	018900	1.8
	900.00	000100	64.4		4,600.00	021800	4.8
	950.00	000100	5.1		4,775.00	000100	1.5
	1,067.91	000100	2.8		5,500.00	000100	8.8
	1,098.45	022700	1.3		5,670.00	000100	2.6
	1,200.00	000100	4.8		6,000.00	000100	5.7
	1,300.00	000100	43.3		6,175.00	000100	1.3
	1,400.00	000100	3.9		6,300.00	000100	4.2
	1,600.00	024800	45.3		6,400.00	011100	3.5
	1,650.00	000100	144.6		6,500.00	000100	5.2
	1,800.00	017200	3.4	Wtd. Avg. Base & Total Tons	3,075.65		441.0
	1,900.00	014000	4.8				
	2,000.00	000100	8.2	Primitivo	1,980.00	000100	1.0
	2,000.00	017200	2.5		2,000.00	000100	1.8
	2,000.00	022900	2.2		2,150.00	000100	2.3
	2,070.00	003200	174.3	Wtd. Avg. Base & Total Tons	2,063.73		5.1
	2,100.00	000100	2.3				
	2,200.00	000100	36.4	Refosco *	3,400.00	000100	1.2
	2,200.00	017900	2.2		3,800.00	000100	1.0
	2,218.27	000100	40.2	Wtd. Avg. Base & Total Tons	3,581.82		2.2
	2,300.00	000100	1.7				

**TABLE 8: BASE PRICE PAID TO GROWERS FOR GRAPES CRUSHED AND DELIVERED TO CALIFORNIA PROCESSORS  
FROM THE 2023 CROP WITH BRIX FACTORS AND PURCHASED TONNAGE, BY TYPE, VARIETY, REPORTING DISTRICT  
WHERE GROWN, AND WEIGHTED AVERAGE BASE PRICE**

District, Type, and Variety	Base Price	Brix	Tons	District, Type, and Variety	Base Price	Brix	Tons
	Per Ton	Factors			Per Ton	Factors	
	Dollars	Code <sup>1</sup>			Dollars	Code <sup>1</sup>	
<b>DISTRICT 6 (Cont'd)</b>					1,900.00	024300	21.3
Sangiovese *	900.00	000100	6.5		1,900.00	024500	1.1
	1,500.00	020800	0.5		1,950.00	000100	3.0
	1,750.00	000100	22.8		2,000.00	000100	61.7
	1,850.00	021000	15.0		2,050.00	000100	96.9
	2,000.00	000100	1.8		2,100.00	000100	2.3
	2,200.00	000100	2.0		2,100.00	030850	7.6
	2,245.00	021000	1.0		2,200.00	000100	12.7
	2,300.00	000100	2.0		2,200.00	021200	2.2
	2,441.67	000100	1.5		2,250.00	000100	17.2
	2,500.00	000100	2.6		2,500.00	000100	12.2
	3,775.00	000100	1.0		2,600.00	021200	2.0
Wtd. Avg. Base & Total Tons	1,817.15		56.7		2,750.00	000100	3.0
					2,850.00	000100	5.3
Syrah *	1,000.00	000100	1.7		3,000.00	000100	16.6
	1,200.00	000100	53.2		3,000.00	017600	5.5
	1,300.00	000100	8.2		3,200.00	000100	1.6
	1,500.00	000100	3.4		3,500.00	000100	3.7
	1,618.50	000100	0.9		3,800.00	011100	2.2
	1,650.00	000100	14.1	Wtd. Avg. Base & Total Tons	1,108.04		1,697.0
	1,700.00	000100	0.7				
	1,800.00	000100	16.6	Other Red Wine <sup>4</sup>	312.00	000100	6.0
	1,900.00	014000	1.8		600.00	000100	6.8
	2,000.00	013600	1.0		900.00	000100	19.1
	2,100.00	000100	1.1		1,300.00	000100	0.5
	2,200.00	000100	3.8		1,500.00	000100	6.2
	2,250.00	000100	1.9		1,800.00	011100	1.2
	2,500.00	000100	5.0		3,000.00	000100	2.2
	2,750.00	000100	1.1		3,600.00	000100	1.3
	2,800.00	000100	1.1	Wtd. Avg. Base & Total Tons	1,074.64		43.3
	2,800.00	013600	2.1				
	3,000.00	000100	1.7	<b>DISTRICT 7</b>			
	3,200.00	000100	2.9	<b>Wine Grapes (White)</b>			
	3,200.00	013800	0.5	Albarino *	1,200.00	000100	52.2
	3,550.00	000100	1.4		1,300.00	017000	23.9
	3,800.00	000100	0.3		1,350.00	000100	102.4
	3,800.00	011100	0.4		1,400.00	010700	0.1
	4,000.00	000100	1.3		1,400.00	017000	77.8
Wtd. Avg. Base & Total Tons	1,669.98		126.2		1,435.38	024500	70.3
					1,600.00	000100	34.6
Tempranillo *	1,300.00	021000	1.9		1,600.00	007900	17.4
	2,300.00	000100	4.3		1,600.00	010900	7.1
	3,200.00	013800	0.2		1,600.00	019000	0.4
Wtd. Avg. Base & Total Tons	2,031.25		6.4		1,800.00	000100	16.2
					1,800.00	013600	7.1
Teroldego	665.00	067605	302.2		1,800.00	017000	5.0
Wtd. Avg. Base & Total Tons	665.00		302.2		2,400.00	000100	2.2
					2,500.00	000100	0.5
Touriga Nacional *	1,350.00	000100	0.6		2,500.00	010800	10.6
Wtd. Avg. Base & Total Tons	1,350.00		0.6		3,000.00	000100	3.5
				Wtd. Avg. Base & Total Tons	1,464.38		431.3
Valdiguie *	1,900.00	000100	15.5				
Wtd. Avg. Base & Total Tons	1,900.00		15.5	Arneis	1,850.00	000100	2.9
				Wtd. Avg. Base & Total Tons	1,850.00		2.9
Zinfandel	150.00	000100	1.0				
	300.00	000100	539.1	Chardonnay *	325.00	000100	507.4
	312.00	000100	8.3		400.00	000100	1,808.6
	900.00	000100	49.6		500.00	000100	154.4
	1,000.00	000100	438.0		517.00	000100	17.1
	1,100.00	000100	2.1		550.00	000100	192.2
	1,200.00	000100	47.1		675.00	017000	389.6
	1,271.09	000100	1.8		800.00	000100	783.0
	1,319.00	000100	64.2		1,000.00	000100	4,552.3
	1,400.00	000100	21.2		1,100.00	000100	602.6
	1,500.00	000100	4.7		1,100.00	024500	298.9
	1,500.00	017600	0.6		1,122.00	000100	2,704.1
	1,500.00	020600	4.6		1,150.00	000100	2,581.0
	1,600.00	000100	31.0		1,150.00	024500	642.5
	1,675.00	024800	38.8		1,191.75	000100	1,650.2
	1,700.00	017100	1.6		1,200.00	000100	2,062.1
	1,800.00	000100	23.6		1,200.00	013600	3.0
	1,800.00	013600	0.7		1,220.68	000100	1.8
	1,800.00	022900	3.6		1,225.00	000100	330.1
	1,900.00	000100	115.9		1,225.00	024500	524.5
	1,900.00	014000	21.4		1,248.67	000100	24.1

**TABLE 8: BASE PRICE PAID TO GROWERS FOR GRAPES CRUSHED AND DELIVERED TO CALIFORNIA PROCESSORS FROM THE 2023 CROP WITH BRIX FACTORS AND PURCHASED TONNAGE, BY TYPE, VARIETY, REPORTING DISTRICT WHERE GROWN, AND WEIGHTED AVERAGE BASE PRICE**

District, Type, and Variety	Base Price Per Ton Dollars	Brix Factors Code <sup>1</sup>	Tons	District, Type, and Variety	Base Price Per Ton Dollars	Brix Factors Code <sup>1</sup>	Tons
<b>DISTRICT 7 (Cont'd)</b>							
Chardonnay * (Cont'd)	1,250.00	000100	1,272.7		2,289.27	013800	46.9
	1,250.00	013600	54.7		2,300.00	000100	13.4
	1,250.00	017200	879.3		2,317.50	013100	22.3
	1,250.00	017400	465.7		2,392.50	000100	3.2
	1,276.46	000100	566.6		2,400.00	000100	36.9
	1,277.04	000100	106.3		2,500.00	000100	218.2
	1,295.80	017000	481.3		2,500.00	010700	6.7
	1,300.00	000100	4,737.4		2,500.00	016900	64.0
	1,300.00	024500	137.4		2,500.00	017100	26.6
	1,316.19	000100	277.9		2,500.00	017200	0.5
	1,316.19	017000	522.7		2,500.00	020800	3.0
	1,320.38	019100	539.3		2,550.00	013600	3.3
	1,320.97	021200	1,200.0		2,550.00	017200	3.0
	1,325.00	000100	219.3		2,600.00	000100	11.2
	1,325.00	017200	21.2		2,600.00	017200	3.1
	1,333.00	019000	138.7		2,700.00	000100	3.1
	1,339.00	019100	96.0		2,750.00	000100	21.3
	1,341.89	021200	313.4		2,750.00	016000	8.2
	1,350.00	000100	1,160.4		2,800.00	009400	4.0
	1,350.00	019000	44.1		2,800.00	012900	4.4
	1,350.00	024500	1,109.3		2,850.00	010700	1.0
	1,354.26	000100	394.7		3,000.00	000100	22.8
	1,365.00	000100	414.1		3,000.00	013600	3.1
	1,375.00	000100	963.1		3,000.00	014000	3.7
	1,380.56	000100	696.9		3,000.00	024500	6.3
	1,398.41	000100	1.5		3,199.84	000100	9.8
	1,400.00	000100	2,203.8		3,200.00	000100	49.3
	1,400.00	024500	555.9		3,200.00	014000	2.0
	1,406.36	024500	183.4		3,200.00	016000	2.0
	1,407.86	019100	750.0		3,200.00	017800	2.0
	1,425.00	000100	47.0		3,200.00	000100	3.0
	1,436.21	000100	85.8		3,400.00	000100	5.3
	1,450.00	000100	515.0		3,750.00	000100	5.3
	1,450.00	013100	21.1		3,800.00	000100	6.5
	1,450.00	020800	218.1		3,900.00	000100	70.7
	1,473.56	021200	170.7		3,900.00	025100	2.6
	1,475.00	000100	525.0		4,000.00	000100	1.9
	1,494.17	000100	22.8		4,000.00	012900	1.4
	1,500.00	000100	1,461.4		4,300.00	009100	4.0
	1,500.00	020700	76.8		4,400.00	017100	2.7
	1,500.00	022700	114.5		4,500.00	000100	2.4
	1,550.00	000100	513.1		4,500.00	049030	2.4
	1,550.00	006400	21.0		4,600.00	000100	6.6
	1,550.00	020800	39.3		4,600.00	014000	1.0
	1,600.00	000100	180.8		4,700.00	000100	8.0
	1,600.00	007900	21.1	Wtd. Avg. Base & Total Tons	1,270.35		48,741.9
	1,600.00	018900	26.3	Chenin Blanc	1,000.00	000100	2.0
	1,600.00	020800	14.2		1,500.00	000100	69.4
	1,635.00	000100	42.3		1,742.36	000100	6.1
	1,650.00	000100	37.7		2,000.00	014000	5.8
	1,650.00	009500	9.3		2,000.00	017400	3.3
	1,650.00	017200	21.6		2,300.00	000100	4.7
	1,653.75	000100	224.6		2,500.00	000100	12.3
	1,699.15	000100	16.1		2,500.00	013100	2.6
	1,700.00	002000	431.1		2,600.00	012900	126.5
	1,725.00	000100	117.6		2,650.00	011100	3.4
	1,740.28	000100	1.8		2,750.00	000100	1.7
	1,750.00	000100	150.0		2,800.00	000100	3.0
	1,800.00	000100	778.5		2,822.20	000100	5.4
	1,850.00	000100	2.0		2,850.00	000100	7.4
	1,864.54	000100	387.8		3,000.00	000100	2.5
	1,920.00	000100	15.5		3,250.00	010900	1.3
	1,950.00	000100	674.8		4,000.00	049020	1.3
	1,953.57	000100	2.7		4,200.00	000100	3.4
	2,000.00	000100	344.7	Wtd. Avg. Base & Total Tons	2,294.96		262.1
	2,000.00	011500	3.2	Clairette Blanche <sup>2</sup>	1,100.00	000100	43.2
	2,015.71	017000	5.0	Wtd. Avg. Base & Total Tons	1,100.00		43.2
	2,100.00	007900	13.6	Falaghina Greco <sup>2</sup>	1,000.00	000100	1.8
	2,150.00	000100	5.0		3,000.00	000100	3.0
	2,200.00	000100	221.9		3,500.00	000100	8.2
	2,200.00	011100	1.7	Wtd. Avg. Base & Total Tons	3,038.46		13.0
	2,200.00	019100	44.6				
	2,250.00	000100	23.1				
	2,250.33	000100	27.6				



**TABLE 8: BASE PRICE PAID TO GROWERS FOR GRAPES CRUSHED AND DELIVERED TO CALIFORNIA PROCESSORS FROM THE 2023 CROP WITH BRIX FACTORS AND PURCHASED TONNAGE, BY TYPE, VARIETY, REPORTING DISTRICT WHERE GROWN, AND WEIGHTED AVERAGE BASE PRICE**

District, Type, and Variety	Base Price	Brix	Tons	District, Type, and Variety	Base Price	Brix	Tons
	Per Ton	Factors			Per Ton	Factors	
	Dollars	Code <sup>1</sup>			Dollars	Code <sup>1</sup>	
<b>DISTRICT 7 (Cont'd)</b>							
Gewurztraminer	275.00	000100	6.8	Pinot Blanc	1,191.75	000100	46.1
	350.00	000100	434.9		1,210.41	000100	6.0
	650.00	000100	508.2		1,277.04	000100	297.3
	675.00	040490	1,000.0		1,300.00	000100	227.6
	696.29	020800	271.7		1,406.50	000100	22.5
	800.00	000100	21.5		1,600.00	000100	3.1
	850.00	000100	21.4		2,600.00	000100	1.0
	1,225.00	000100	15.6		2,900.00	000100	1.3
	1,300.00	000100	34.5	Wtd. Avg. Base & Total Tons	1,290.66		604.9
	1,350.00	000100	13.0	Pinot Gris *	500.00	000100	284.7
	1,700.00	000100	2.9		543.56	000100	2.6
	1,800.00	000100	5.7		550.00	000100	117.1
Wtd. Avg. Base & Total Tons	2,000.00	028400	1.7		611.00	000100	44.4
	634.79		2,337.9		617.00	001300	160.0
Gray Riesling *	3,500.00	000100	2.9		720.00	001000	929.1
Wtd. Avg. Base & Total Tons	3,500.00		2.9		1,000.00	000100	91.8
Grenache Blanc *	1,100.00	000100	73.9		1,000.00	017000	195.3
	1,500.00	000100	181.4		1,000.00	021000	165.8
	1,750.00	000100	1.0		1,050.00	017000	177.9
	1,800.00	000100	2.2		1,060.79	017000	738.3
	1,800.00	015800	0.3		1,087.13	015700	300.0
	1,975.00	000100	6.7		1,100.00	000100	353.0
	2,300.00	000100	12.6		1,129.19	000100	423.4
	2,850.00	000100	2.8		1,150.00	000100	138.8
	3,240.00	000100	5.2		1,150.00	017000	128.3
Wtd. Avg. Base & Total Tons	1,491.37		286.1		1,200.00	000100	465.5
Grenache Gris *	1,300.00	000100	58.0		1,208.29	017000	239.3
Wtd. Avg. Base & Total Tons	1,300.00		58.0		1,225.00	000100	346.7
Gruner Veltliner	1,150.00	017000	285.9		1,250.00	000100	194.2
	1,200.00	000100	14.8		1,275.00	017000	284.5
	1,250.00	000100	90.6		1,285.00	000100	24.2
	2,000.00	017800	5.9		1,300.00	000100	382.5
Wtd. Avg. Base & Total Tons	1,187.30		397.2		1,341.53	021200	29.6
Malvasia Bianca	850.00	000100	23.2		1,344.17	000100	22.4
	1,200.00	000100	3.0		1,386.03	000100	540.9
	1,300.00	010700	0.2		1,400.00	017400	7.3
	1,300.00	013600	9.4		1,450.00	000100	39.0
	1,475.00	000100	5.3		1,500.00	013100	5.4
	1,545.00	000100	41.3		1,600.00	021000	7.2
Wtd. Avg. Base & Total Tons	1,303.71		82.4		2,000.00	000100	16.3
Marsanne	500.00	000100	0.5		2,300.00	000100	3.1
	1,600.00	000100	1.4	Wtd. Avg. Base & Total Tons	1,061.07		6,858.6
	1,750.00	000100	13.4	Ribolla Gialla *	1,886.00	000100	3.8
	1,850.00	000100	8.4	Wtd. Avg. Base & Total Tons	1,886.00		3.8
	1,959.18	000100	17.8	Roussanne	1,600.00	000100	1.4
	3,750.00	011300	2.8		1,850.00	000100	7.8
Wtd. Avg. Base & Total Tons	1,960.57		44.3		2,750.00	000100	1.2
Melon	2,400.00	000100	19.2	Wtd. Avg. Base & Total Tons	1,920.19		10.4
	2,900.00	000100	10.1	Sauvignon Blanc *	500.00	000100	4.1
	3,000.00	000100	3.3		600.17	000100	4.8
Wtd. Avg. Base & Total Tons	2,615.64		32.6		900.00	015700	36.4
Muscat Blanc *	1,185.60	000100	42.0		1,000.00	000100	83.0
	1,200.00	000100	128.5		1,100.00	000100	137.6
	1,400.00	000100	1.1		1,150.00	000100	274.3
	1,600.00	007900	4.1		1,191.75	000100	363.3
	1,700.00	000100	43.2		1,200.00	000100	208.4
	3,100.00	000100	0.3		1,200.00	015700	282.0
Wtd. Avg. Base & Total Tons	1,306.87		219.2		1,200.34	015700	250.0
Picpoul Blanc	1,100.00	000100	35.6		1,225.00	000100	115.8
	1,200.00	000100	29.4		1,250.00	000100	309.8
	1,300.00	010700	3.0		1,250.00	013400	752.4
	1,500.00	018900	0.1		1,270.54	017200	20.6
	2,750.00	011100	0.4		1,300.00	000100	303.4
Wtd. Avg. Base & Total Tons	1,161.90		68.5		1,300.00	011300	16.5
					1,319.29	000100	488.6
					1,350.00	000100	222.7
					1,350.00	017000	238.0
					1,350.00	017200	81.7
					1,350.00	020800	100.6
					1,398.71	022700	140.0
					1,400.00	000100	437.6

**TABLE 8: BASE PRICE PAID TO GROWERS FOR GRAPES CRUSHED AND DELIVERED TO CALIFORNIA PROCESSORS  
FROM THE 2023 CROP WITH BRIX FACTORS AND PURCHASED TONNAGE, BY TYPE, VARIETY, REPORTING DISTRICT  
WHERE GROWN, AND WEIGHTED AVERAGE BASE PRICE**

District, Type, and Variety	Base Price	Brix	Tons	District, Type, and Variety	Base Price	Brix	Tons
	Per Ton	Factors			Per Ton	Factors	
	Dollars	Code <sup>1</sup>			Dollars	Code <sup>1</sup>	
<b>DISTRICT 7 (Cont'd)</b>					1,100.00	000100	218.6
Sauvignon Blanc * (Cont'd)	1,450.00	000100	92.9		1,100.00	012900	117.2
	1,450.00	017200	95.9		1,150.00	000100	205.3
	1,475.00	013100	34.9		1,200.00	000100	56.7
	1,500.00	000100	249.2		1,400.00	000100	12.3
	1,550.00	013800	78.1		1,400.00	002000	12.8
	1,575.00	000100	162.4		1,500.00	000100	23.6
	1,600.00	000100	13.6		1,600.00	000100	4.0
	1,650.00	000100	46.7		1,600.00	007550	4.1
	1,675.00	013100	93.1		1,600.00	013100	0.5
	1,700.00	000100	2.9		1,650.00	000100	1.6
	1,700.00	013100	9.7		1,697.44	010900	3.6
	1,749.62	000100	9.2		1,700.00	000100	35.5
	1,750.42	000100	24.8		1,700.00	009300	1.3
	1,799.79	000100	2.9		1,700.00	011100	2.3
	1,800.00	000100	178.0		1,750.00	007900	4.0
	1,800.00	013600	6.1		1,800.00	000100	6.8
	1,800.00	017000	5.4		1,800.00	011200	9.9
	1,819.00	000100	229.4		2,000.00	000100	3.2
	1,850.00	000100	7.8		2,200.00	000100	7.4
	2,000.00	000100	27.6		2,400.00	000100	10.1
	2,181.00	000100	13.6		2,850.00	000100	4.0
	2,200.00	000100	2.3	Wtd. Avg. Base & Total Tons	1,069.36		2,028.8
	2,400.00	013600	9.5				
	2,500.00	012300	3.6	Other White Wine <sup>4</sup>	1,000.00	000100	1.1
	2,995.00	017200	2.2		1,400.00	010700	0.3
	3,200.00	000100	2.6		1,750.00	000100	2.2
Wtd. Avg. Base & Total Tons	1,349.27		6,276.0		1,800.00	011300	1.1
					2,000.00	000100	3.5
Sauvignon Gris	1,450.00	000100	3.2		2,500.00	000100	0.9
Wtd. Avg. Base & Total Tons	1,450.00		3.2		2,750.00	000100	1.4
					3,000.00	000100	1.5
Semillon	1,500.00	000100	25.6		3,250.00	000100	2.1
	1,800.00	000100	9.5		3,500.00	000100	10.0
	2,400.00	000100	4.3	Wtd. Avg. Base & Total Tons	2,770.75		24.1
Wtd. Avg. Base & Total Tons	1,670.56		39.4				
				<b>Wine Grapes (Red)</b>			
Torrontes	1,600.00	000100	2.0	Barbera	2,250.00	001900	3.5
Wtd. Avg. Base & Total Tons	1,600.00		2.0		2,850.00	000100	5.2
					3,000.00	000100	3.0
Verdejo	2,750.00	000100	2.3	Wtd. Avg. Base & Total Tons	2,708.97		11.7
Wtd. Avg. Base & Total Tons	2,750.00		2.3				
				Blaufraenkisch *	2,300.00	024800	12.0
Verdelho	1,800.00	011300	1.2	Wtd. Avg. Base & Total Tons	2,300.00		12.0
	2,000.00	000100	2.9				
Wtd. Avg. Base & Total Tons	1,941.46		4.1	Cabernet Franc	529.00	011100	0.5
					1,450.00	000100	8.0
Vermentino *	1,100.00	000100	46.5		1,650.00	000100	22.9
	1,800.00	013600	3.1		1,700.00	024800	8.3
	2,500.00	009900	2.6		2,000.00	000100	1.9
	2,850.00	000100	2.3		2,500.00	019100	0.7
	3,000.00	000100	2.0		2,850.00	000100	1.1
Wtd. Avg. Base & Total Tons	1,341.33		56.5		3,000.00	000100	1.6
					3,250.00	000100	6.6
Viognier	1,290.00	000100	1.0		3,400.00	000100	1.7
	1,696.72	000100	31.8		3,400.00	013600	2.5
	1,750.00	000100	1.4		3,600.00	000100	3.7
	1,800.00	000100	5.1		3,600.00	009400	2.5
	1,800.00	013600	3.5		3,800.00	000100	4.2
	2,200.00	011100	4.5		4,500.00	000100	3.6
	2,400.00	000100	3.2	Wtd. Avg. Base & Total Tons	2,399.06		69.8
	2,450.00	000100	7.2				
	2,700.00	000100	3.2	Cabernet Sauvignon	150.00	000100	231.2
	2,750.00	000100	1.0		225.00	000100	54.1
	3,200.00	000100	3.4		529.00	011100	0.8
	3,771.52	000100	1.8		600.00	000100	901.5
	3,800.00	000100	0.9		800.00	025100	222.0
Wtd. Avg. Base & Total Tons	2,071.68		68.0		900.00	017400	728.9
					1,000.00	000100	192.3
White Riesling *	900.00	000100	169.7		1,075.00	000100	187.5
	900.00	017000	367.6		1,100.00	000100	71.7
	975.00	000100	149.6		1,117.00	025100	65.0
	1,000.00	000100	207.9		1,200.00	020800	300.7
	1,000.00	017000	97.9		1,300.00	000100	380.7
	1,050.00	000100	291.3		1,300.00	025100	182.9

**TABLE 8: BASE PRICE PAID TO GROWERS FOR GRAPES CRUSHED AND DELIVERED TO CALIFORNIA PROCESSORS  
FROM THE 2023 CROP WITH BRIX FACTORS AND PURCHASED TONNAGE, BY TYPE, VARIETY, REPORTING DISTRICT  
WHERE GROWN, AND WEIGHTED AVERAGE BASE PRICE**

District, Type, and Variety	Base Price	Brix	Tons	District, Type, and Variety	Base Price	Brix	Tons
	Per Ton	Factors			Per Ton	Factors	
	Dollars	Code <sup>1</sup>			Dollars	Code <sup>1</sup>	
<b>DISTRICT 7 (Cont'd)</b>							
Cabernet Sauvignon (Cont'd)	1,300.00	064800	26.8	Dolcetto	1,000.00	021000	1.8
	1,330.00	026800	58.2	Wtd. Avg. Base & Total Tons	1,000.00		1.8
	1,370.28	020800	376.2	Dornfelder	1,500.00	021000	14.8
	1,379.32	000100	266.9		2,400.00	024500	2.0
	1,386.35	000100	360.2	Wtd. Avg. Base & Total Tons	1,607.14		16.8
	1,386.35	020800	522.5	Freisa	3,500.00	000100	3.4
	1,386.46	000100	73.4	Wtd. Avg. Base & Total Tons	3,500.00		3.4
	1,400.00	000100	285.6	Gamay Noir Au Jus Blanc	2,000.00	013600	4.4
	1,400.00	024500	61.7	Wtd. Avg. Base & Total Tons	2,000.00		4.4
	1,413.23	000100	610.5	Graciano	2,000.00	000100	1.0
	1,425.00	000100	21.2	Wtd. Avg. Base & Total Tons	2,000.00		1.0
	1,450.00	000100	74.3	Grenache *	500.00	000100	8.1
	1,452.49	000100	959.3		750.00	000100	0.5
	1,482.00	027800	353.9		913.00	000100	196.3
	1,500.00	000100	1,695.3		1,031.45	022800	478.5
	1,500.00	017600	2.5		1,100.00	000100	136.4
	1,500.00	021000	13.2		1,125.00	017000	126.2
	1,500.00	026800	0.9		1,200.00	000100	112.5
	1,521.93	025100	311.9		1,281.88	000100	163.5
	1,538.31	000100	1,030.6		1,296.91	000100	17.6
	1,550.00	000100	66.0		1,300.00	000100	162.0
	1,600.00	000100	467.6		1,350.00	000100	19.3
	1,650.00	000100	8.5		1,400.00	000100	173.9
	1,650.00	024500	150.0		1,428.54	000100	31.9
	1,650.00	025100	192.8		1,450.00	018900	90.3
	1,675.00	000100	160.6		1,506.76	000100	256.9
	1,700.00	000100	2.0		1,550.00	000100	233.1
	1,700.00	020800	86.7		1,650.00	000100	5.4
	1,820.00	004210	225.6		1,700.00	013600	39.6
	1,872.72	000100	324.8		1,700.00	024500	200.0
	1,875.00	024500	31.8		1,750.00	025100	64.6
	1,950.00	000100	294.9		1,800.00	000100	5.0
	2,000.00	000100	0.7		1,800.00	023200	0.6
	2,200.00	027100	189.5		1,850.00	000100	174.8
	2,250.00	000100	4.8		1,900.00	024800	123.1
	2,400.00	000100	11.0		1,950.00	000100	5.0
	2,500.00	000100	52.8		2,000.00	000100	18.7
	2,500.00	020800	0.8		2,000.00	013100	3.5
	2,600.00	000100	21.4		2,000.00	013800	9.9
	3,000.00	000100	3.4		2,000.00	021200	4.7
	3,100.00	009400	4.3		2,049.45	000100	14.8
	3,188.86	000100	6.0		2,100.00	000100	1.7
	3,200.00	000100	2.3		2,125.00	024500	14.8
	3,300.00	000100	22.1		2,250.00	000100	41.9
	3,400.00	000100	3.2		2,500.00	000100	0.9
	3,400.00	013600	17.2		2,500.00	015900	12.4
	3,500.00	000100	1.2		2,500.00	021600	1.5
	4,000.00	000100	3.7		2,700.00	000100	7.4
	4,500.00	000100	4.2		2,750.00	000100	6.4
	5,000.00	000100	1.6		2,750.00	011100	1.3
	5,000.00	020800	0.5		2,800.00	013600	15.2
	5,500.00	000100	1.5		2,850.00	000100	3.9
	5,509.00	000100	3.4		2,850.00	011100	3.1
	6,500.00	000100	3.7		3,000.00	000100	4.2
Wtd. Avg. Base & Total Tons	1,373.99		12,995.0		3,000.00	017900	0.5
Carignane	1,450.00	000100	2.2		3,200.00	000100	2.3
	2,000.00	000100	10.4		3,400.00	000100	2.5
Wtd. Avg. Base & Total Tons	1,903.97		12.6		3,500.00	000100	3.7
Cinsaut *	957.45	000100	94.0		3,800.00	000100	4.2
	1,200.00	000100	13.3		4,000.00	017200	2.2
	1,400.00	000100	5.8		4,200.00	000100	2.7
	1,600.00	000100	3.4		4,300.00	000100	4.1
	1,800.00	000100	12.0		4,500.00	024800	1.2
	1,800.00	021000	5.8		4,550.00	000100	3.3
	1,917.00	017000	24.8	Wtd. Avg. Base & Total Tons	1,437.65		3,018.1
	2,417.00	013100	45.3	Malbec	1,000.00	000100	5.5
Wtd. Avg. Base & Total Tons	1,509.75		204.4		1,000.00	017400	4.2
Counoise	1,000.00	000100	0.8		1,300.00	000100	22.7
Wtd. Avg. Base & Total Tons	1,000.00		0.8		1,388.28	000100	576.0

**TABLE 8: BASE PRICE PAID TO GROWERS FOR GRAPES CRUSHED AND DELIVERED TO CALIFORNIA PROCESSORS  
FROM THE 2023 CROP WITH BRIX FACTORS AND PURCHASED TONNAGE, BY TYPE, VARIETY, REPORTING DISTRICT  
WHERE GROWN, AND WEIGHTED AVERAGE BASE PRICE**

District, Type, and Variety	Base Price	Brix	Tons	District, Type, and Variety	Base Price	Brix	Tons
	Per Ton	Factors			Per Ton	Factors	
	Dollars	Code <sup>1</sup>			Dollars	Code <sup>1</sup>	
<b>DISTRICT 7 (Cont'd)</b>					1,800.00	000100	11.8
Malbec (Cont'd)	1,450.00	000100	493.6		1,800.00	017600	1.1
	1,481.96	000100	150.6		2,000.00	000100	2.3
	1,500.00	000100	204.7	Wtd. Avg. Base & Total Tons	1,382.81		209.6
	1,500.00	021000	13.8				
	1,650.00	000100	10.6	Petite Sirah	500.00	024800	2.0
	1,872.72	027100	44.2		1,200.00	000100	4.0
	1,900.00	024800	35.2		1,250.00	000100	22.5
	2,400.00	000100	4.8		1,300.00	000100	53.3
	3,300.00	000100	1.3		1,350.00	000100	17.9
Wtd. Avg. Base & Total Tons	1,460.23		1,567.2		1,399.59	000100	168.4
					1,400.00	000100	144.9
Mencia <sup>3</sup>	1,750.00	000100	1.1		1,400.00	024800	1.7
	2,750.00	000100	0.2		1,405.21	000100	611.3
Wtd. Avg. Base & Total Tons	1,903.85		1.3		1,450.00	004210	16.9
					1,482.00	027800	47.8
Merlot	529.00	011100	0.2		1,500.00	023100	0.3
	600.00	000100	359.2		1,650.00	000100	6.4
	700.00	017400	100.4		1,700.00	025100	22.3
	1,050.00	000100	30.2		1,740.05	000100	77.7
	1,060.75	000100	493.8		2,000.00	000100	2.5
	1,060.75	020800	502.3		2,100.00	000100	3.5
	1,075.00	000100	101.0		2,400.00	000100	3.7
	1,075.12	000100	294.0	Wtd. Avg. Base & Total Tons	1,431.54		1,207.1
	1,075.12	017000	234.2				
	1,075.12	020800	545.1	Pinot Noir *	375.00	017200	380.2
	1,100.00	000100	622.1		500.00	000100	73.9
	1,165.57	000100	499.4		550.00	000100	102.0
	1,300.00	000100	1,504.9		600.00	017400	16.6
	1,320.00	027800	25.8		617.00	000100	37.6
	1,400.00	000100	132.9		617.00	002300	600.7
	1,450.00	000100	36.3		721.00	017400	994.9
	1,581.87	000100	89.4		800.00	000100	2.5
	1,800.00	000100	2.0		849.75	000100	802.0
	1,800.00	024500	5.0		900.00	017400	683.4
	2,000.00	000100	21.5		917.00	002300	337.7
	2,250.00	000100	4.7		1,000.00	000100	585.9
	2,473.56	000100	0.7		1,082.00	000100	464.9
	2,500.00	000100	5.2		1,100.00	000100	239.2
	2,500.00	020800	0.9		1,150.00	000100	113.3
	2,712.74	000100	3.1		1,200.00	022800	0.3
	3,000.00	000100	2.2		1,250.00	000100	509.9
	3,400.00	013600	5.4		1,262.00	000100	2,225.0
Wtd. Avg. Base & Total Tons	1,136.66		5,621.9		1,300.00	000100	437.5
					1,317.00	004100	259.9
Montepulciano	3,000.00	000100	3.8		1,317.00	063600	240.8
Wtd. Avg. Base & Total Tons	3,000.00		3.8		1,400.00	000100	113.7
					1,430.00	000100	305.3
Mourvedre *	750.00	000100	5.0		1,485.00	000100	242.3
	1,300.00	000100	19.7		1,500.00	000100	205.1
	1,500.00	023000	0.2		1,500.00	064535	463.1
	1,850.00	000100	26.5		1,530.00	000100	24.6
	1,900.00	000100	1.0		1,550.00	000100	399.1
	2,250.00	000100	22.5		1,565.22	000100	1,005.2
	2,448.22	000100	0.7		1,600.00	000100	380.8
	2,500.00	000100	8.3		1,600.00	007900	8.6
	2,500.00	010800	3.2		1,600.00	021500	484.2
	2,500.00	021200	0.5		1,625.00	024500	183.1
	3,000.00	012900	32.9		1,650.00	000100	180.3
	3,200.00	000100	8.5		1,657.16	000100	330.2
	3,500.00	000100	3.6		1,674.77	000100	1,459.6
	4,000.00	000100	0.4		1,676.56	000100	491.1
	4,200.00	000100	10.1		1,676.56	020800	111.6
Wtd. Avg. Base & Total Tons	2,414.00		143.1		1,686.32	020800	490.1
					1,688.00	000100	43.9
Nebbiolo	2,850.00	000100	1.3		1,694.61	000100	1,415.9
Wtd. Avg. Base & Total Tons	2,850.00		1.3		1,696.06	000100	147.0
					1,700.00	000100	586.7
Negrette *	3,000.00	000100	10.4		1,700.00	021000	95.2
Wtd. Avg. Base & Total Tons	3,000.00		10.4		1,700.00	024500	226.6
					1,717.00	024500	65.0
Petit Verdot	225.00	000100	35.3		1,728.06	000100	919.0
	1,300.00	000100	25.2		1,740.23	000100	351.0
	1,640.00	000100	84.8		1,750.00	000100	1,035.4
	1,675.00	000100	49.1		1,750.00	024500	21.9

**TABLE 8: BASE PRICE PAID TO GROWERS FOR GRAPES CRUSHED AND DELIVERED TO CALIFORNIA PROCESSORS FROM THE 2023 CROP WITH BRIX FACTORS AND PURCHASED TONNAGE, BY TYPE, VARIETY, REPORTING DISTRICT WHERE GROWN, AND WEIGHTED AVERAGE BASE PRICE**

District, Type, and Variety	Base Price	Brix	Tons	District, Type, and Variety	Base Price	Brix	Tons
	Per Ton	Factors			Per Ton	Factors	
	Dollars	Code <sup>1</sup>			Dollars	Code <sup>1</sup>	
<b>DISTRICT 7 (Cont'd)</b>							
Pinot Noir * (Cont'd)	1,800.00	000100	2,714.8		3,300.00	017200	3.0
	1,800.00	002600	87.8		3,300.00	021000	15.2
	1,800.00	013800	11.7		3,350.00	000100	27.2
	1,800.00	021100	537.5		3,400.00	000100	5.2
	1,800.00	021200	915.6		3,400.00	026700	14.6
	1,800.00	024500	22.0		3,413.71	013800	77.6
	1,805.17	000100	350.0		3,499.56	000100	4.0
	1,810.00	004210	76.8		3,500.00	000100	50.2
	1,817.39	000100	479.1		3,500.00	017900	7.3
	1,850.00	000100	1,123.6		3,500.00	020800	16.0
	1,850.00	024500	429.5		3,595.20	000100	4.5
	1,858.02	000100	441.6		3,599.63	000100	9.7
	1,859.33	000100	381.2		3,600.00	000100	18.9
	1,868.78	000100	24.5		3,750.00	002200	39.2
	1,889.72	025100	138.0		3,800.00	000100	93.2
	1,893.78	024500	353.8		3,917.00	002200	38.2
	1,894.68	000100	304.9		4,000.00	000100	165.1
	1,900.00	000100	506.9		4,000.00	013800	29.2
	1,900.00	021200	62.4		4,000.00	017800	10.2
	1,908.24	025100	583.5		4,000.00	017900	1.2
	1,950.00	000100	300.1		4,000.00	019200	0.7
	1,950.00	026700	22.2		4,000.00	021000	10.8
	1,956.59	000100	2.9		4,000.00	024500	1.5
	2,000.00	000100	131.1		4,000.00	024800	4.2
	2,000.00	021000	184.8		4,100.00	000100	28.7
	2,000.00	021200	2.1		4,200.00	000100	543.5
	2,000.00	024500	826.1		4,200.65	000100	22.5
	2,014.44	000100	366.8		4,250.00	000100	22.9
	2,040.00	000100	109.5		4,300.00	000100	7.2
	2,050.00	002600	28.9		4,400.00	000100	97.8
	2,100.00	000100	402.2		4,400.00	013800	7.7
	2,100.00	007600	3.8		4,400.00	014000	2.1
	2,100.00	024500	47.5		4,400.00	017800	5.0
	2,109.10	000100	234.1		4,400.00	019200	14.7
	2,145.83	000100	0.7		4,500.00	000100	34.4
	2,150.00	009500	1.5		4,500.00	002200	18.4
	2,200.00	000100	519.9		4,500.00	014000	3.0
	2,200.00	002600	65.1		4,500.00	019200	21.5
	2,200.00	011100	7.7		4,500.00	024500	38.1
	2,200.00	013100	0.5		4,517.00	002200	18.2
	2,200.00	013800	16.2		4,700.00	021200	1.0
	2,200.00	021200	57.9		4,800.00	000100	4.2
	2,239.08	024500	505.2		4,826.86	000100	8.8
	2,250.00	000100	22.0		5,000.00	000100	13.6
	2,250.00	021000	176.2		5,000.00	002200	7.3
	2,300.00	000100	88.3		5,000.00	011100	5.7
	2,340.90	000100	85.8		5,000.00	020800	4.7
	2,400.00	000100	162.4		5,250.00	000100	1.8
	2,400.00	021200	54.4		5,450.00	000100	8.0
	2,450.00	000100	182.2		5,500.00	000100	11.2
	2,455.00	000100	105.9		5,797.10	000100	3.4
	2,485.94	000100	3.2		6,000.00	000100	22.8
	2,500.00	000100	41.6		6,050.00	017800	21.3
	2,500.00	013800	10.2		6,228.54	024500	11.7
	2,500.00	017100	112.3		6,300.00	000100	53.3
	2,500.00	024500	1.8		6,500.00	000100	73.7
	2,559.16	000100	63.1		6,500.00	025100	5.1
	2,600.00	017200	6.3		6,501.73	000100	9.7
	2,600.00	024800	82.6		6,550.00	017800	35.4
	2,650.00	000100	108.8		6,612.00	002200	45.6
	2,700.00	000100	49.7		6,629.00	002200	31.2
	2,750.00	000100	13.3		6,800.00	000100	90.8
	2,800.00	000100	6.0		7,048.08	000100	13.8
	2,861.10	000100	44.9		7,048.08	021000	13.3
	2,880.00	000100	9.0		7,300.00	017800	9.1
	2,992.00	017600	2.5		7,600.00	000100	20.5
	3,000.00	000100	209.5		7,600.00	019200	7.7
	3,000.00	021200	62.1		8,451.52	000100	13.2
	3,008.17	000100	435.7	Wtd. Avg. Base & Total Tons	10,000.00	000100	3.8
	3,025.00	000100	20.1		1,809.83		38,618.5
	3,026.14	000100	2.1	Sagrantino	2,500.00	000100	2.2
	3,200.00	000100	12.6		2,850.00	000100	2.0
	3,200.00	017400	2.0		3,000.00	000100	1.4
	3,300.00	000100	81.8	Wtd. Avg. Base & Total Tons	2,750.00		5.6

**TABLE 8: BASE PRICE PAID TO GROWERS FOR GRAPES CRUSHED AND DELIVERED TO CALIFORNIA PROCESSORS  
FROM THE 2023 CROP WITH BRIX FACTORS AND PURCHASED TONNAGE, BY TYPE, VARIETY, REPORTING DISTRICT  
WHERE GROWN, AND WEIGHTED AVERAGE BASE PRICE**

District, Type, and Variety	Base Price	Brix	Tons	District, Type, and Variety	Base Price	Brix	Tons
	Per Ton	Factors			Per Ton	Factors	
	Dollars	Code <sup>1</sup>			Dollars	Code <sup>1</sup>	
<b>DISTRICT 7 (Cont'd)</b>							
Sangiovese *	1,000.00	000100	1.0	Trousseau *	1,000.00	000100	2.0
	1,050.00	000100	70.6		3,500.00	000100	5.8
	1,400.00	000100	9.2	Wtd. Avg. Base & Total Tons	2,858.97		7.8
	2,000.00	000100	2.5				
	2,200.00	000100	5.6	Valdiguie *	1,000.00	000100	204.5
	2,400.00	014100	1.7		1,950.00	000100	10.0
	2,450.00	000100	11.8		2,000.00	000100	25.7
	2,500.00	000100	2.1		2,200.00	000100	1.8
	2,700.00	011300	1.3		2,200.00	013100	1.0
	2,850.00	000100	6.0		2,500.00	015300	7.3
	2,900.00	000100	1.0		2,750.00	000100	13.7
Wtd. Avg. Base & Total Tons	1,481.21		112.8		2,800.00	000100	7.7
					3,000.00	000100	2.2
					3,000.00	013800	12.3
Syrah *	950.00	000100	111.9		3,000.00	025100	1.6
	1,000.00	000100	13.5		3,100.00	011100	2.7
	1,000.00	024500	12.3		3,200.00	000100	5.4
	1,000.00	025100	12.9	Wtd. Avg. Base & Total Tons	1,463.32		295.9
	1,200.00	000100	2.6				
	1,200.00	017400	20.8	Zinfandel	850.00	017600	3.1
	1,225.00	004210	11.8		1,000.00	024800	1.5
	1,250.00	000100	130.1		1,200.00	000100	4.5
	1,299.97	003100	495.1		1,400.00	000100	31.5
	1,300.00	000100	660.1		1,500.00	023100	0.1
	1,350.00	000100	22.0		1,600.00	000100	20.1
	1,372.95	000100	46.6		1,700.00	000100	0.9
	1,392.35	000100	460.7		1,792.81	000100	249.5
	1,400.00	000100	246.5		1,800.00	000100	2.3
	1,500.00	000100	203.9		2,000.00	000100	3.8
	1,550.00	000100	21.2		2,500.00	000100	2.7
	1,664.97	000100	16.1		2,900.00	000100	1.0
	1,700.00	000100	2.9		3,000.00	000100	0.5
	1,800.00	023200	0.8		3,200.00	000100	18.7
	1,836.83	000100	46.1		3,225.60	000100	2.0
	1,850.00	000100	22.4	Wtd. Avg. Base & Total Tons	1,823.38		342.2
	1,900.00	024800	36.8				
	1,950.00	000100	4.1	Other Red Wine <sup>4</sup>	1,400.00	000100	26.2
	2,000.00	000100	6.2		1,500.00	000100	0.4
	2,000.00	021200	6.1		1,700.00	000100	3.1
	2,000.00	024500	7.9		1,800.00	000100	17.0
	2,100.00	000100	22.0		1,900.00	000100	2.1
	2,199.90	000100	10.8		2,200.00	011100	1.7
	2,250.00	000100	4.9		2,217.00	016900	1.4
	2,400.00	000100	3.6		2,400.00	000100	0.8
	2,483.68	013800	13.5		2,500.00	000100	2.1
	2,500.00	000100	13.1		2,750.00	000100	4.2
	2,500.00	018900	15.6		3,000.00	000100	2.3
	2,600.00	000100	3.1		3,200.00	000100	4.5
	2,850.00	000100	20.4		3,250.00	000100	3.1
	3,000.00	000100	7.5		3,500.00	000100	16.1
	3,200.00	000100	2.2		3,600.00	000100	6.9
	3,400.00	000100	1.5		3,600.00	011100	2.3
	3,500.00	000100	14.0	Wtd. Avg. Base & Total Tons	2,373.13		94.2
	3,700.00	000100	2.3				
	3,800.00	000100	4.8	<b>DISTRICT 8</b>			
	3,800.00	017200	5.2	<b>Wine Grapes (White)</b>			
	4,000.00	000100	3.8	Albarino *	1,300.00	000100	16.8
	4,000.00	021200	1.0		1,700.00	000100	12.8
	4,050.00	011800	1.3		1,700.00	013100	1.9
	4,050.00	017600	1.9		1,700.00	013600	56.2
	4,200.00	000100	1.0		1,700.00	017000	1.7
	4,300.00	000100	16.2		1,750.00	000100	3.7
	4,300.00	025100	1.2		1,800.00	000100	6.1
	4,500.00	000100	7.5		1,800.00	010700	1.7
	4,500.00	024800	1.1		1,997.43	000100	13.9
Wtd. Avg. Base & Total Tons	1,460.10		2,800.9		2,000.00	000100	16.8
					2,000.00	013600	1.9
Tempranillo *	1,300.00	024800	37.2		2,074.79	017000	31.7
	1,400.00	000100	22.1		2,100.00	000100	35.8
	2,250.00	000100	3.3		2,200.00	000100	42.1
Wtd. Avg. Base & Total Tons	1,385.38		62.6		2,200.00	013400	1.0
					2,250.00	000100	17.3
Teroldego	1,200.00	017400	66.9		2,300.00	000100	8.7
	1,600.00	000100	3.0		2,300.00	017400	2.1
Wtd. Avg. Base & Total Tons	1,217.17		69.9		2,350.00	000100	1.7

**TABLE 8: BASE PRICE PAID TO GROWERS FOR GRAPES CRUSHED AND DELIVERED TO CALIFORNIA PROCESSORS  
FROM THE 2023 CROP WITH BRIX FACTORS AND PURCHASED TONNAGE, BY TYPE, VARIETY, REPORTING DISTRICT  
WHERE GROWN, AND WEIGHTED AVERAGE BASE PRICE**

District, Type, and Variety	Base Price	Brix	Tons	District, Type, and Variety	Base Price	Brix	Tons
	Per Ton	Factors			Per Ton	Factors	
	Dollars	Code <sup>1</sup>			Dollars	Code <sup>1</sup>	
<b>DISTRICT 8 (Cont'd)</b>					1,836.00	000100	150.8
Albarino * (Cont'd)	2,400.00	000100	9.5		1,850.00	000100	12.3
	2,421.00	000100	25.5		1,850.00	020800	90.3
	2,450.00	010900	2.0		1,868.29	002000	510.1
	2,500.00	000100	13.6		1,875.00	000100	6.3
	2,500.00	011000	2.0		1,900.00	000100	105.2
	2,500.00	013600	3.6		1,900.00	013600	3.2
	2,600.00	000100	5.7		1,901.54	000100	3.9
	2,617.00	010700	0.9		1,917.00	002300	46.0
	2,700.00	000100	13.5		1,950.00	000100	3.0
	2,750.00	000100	2.2		1,950.00	019100	142.1
	2,750.00	007800	3.0		1,965.00	000100	19.0
	2,750.00	011300	0.9		1,975.00	000100	92.4
	2,800.00	000100	15.1		2,000.00	000100	783.5
	2,800.00	011100	1.4		2,000.00	017200	45.0
	2,800.00	020800	5.0		2,000.00	019100	139.9
	2,850.00	000100	4.6		2,000.00	024500	5.5
	2,900.00	013100	4.0		2,018.58	017800	6.2
	3,000.00	000100	3.4		2,050.00	000100	22.1
	3,100.00	000100	1.8		2,060.00	021000	15.9
	3,200.00	000100	2.8		2,100.00	000100	115.6
	3,300.00	000100	4.1		2,100.00	017200	0.5
	3,500.00	011600	0.9		2,100.00	020800	21.1
	7,145.00	000100	6.3		2,125.00	009500	8.4
Wtd. Avg. Base & Total Tons	2,252.03		405.7		2,150.00	000100	41.2
					2,200.00	000100	221.4
Arneis	2,199.93	013100	5.9		2,200.00	011100	0.9
	2,200.00	000100	5.7		2,200.00	013400	45.3
	2,282.84	017800	4.2		2,200.00	017200	4.0
	2,500.00	000100	3.9		2,233.63	000100	22.2
Wtd. Avg. Base & Total Tons	2,277.03		19.7		2,250.00	000100	92.4
					2,250.00	019100	25.9
Chardonnay *	300.00	000100	1,369.9		2,273.00	017200	4.7
	500.00	000100	390.3		2,294.00	000100	1.7
	550.00	000100	37.7		2,300.00	000100	150.7
	600.00	000100	10.4		2,300.00	013600	13.7
	745.00	000100	263.7		2,350.00	000100	85.5
	800.00	000100	199.7		2,389.43	000100	7.8
	850.00	000100	1,111.2		2,400.00	000100	91.0
	900.00	024500	447.8		2,400.00	024500	601.3
	952.65	000100	23.8		2,400.00	046000	69.7
	1,000.00	000100	259.1		2,413.30	000100	130.3
	1,000.00	031120	1.0		2,425.00	000100	5.1
	1,100.00	000100	630.9		2,450.00	000100	47.4
	1,100.00	013600	137.1		2,465.76	000100	19.5
	1,139.00	000100	1,196.4		2,500.00	000100	162.2
	1,150.00	000100	105.8		2,500.00	007800	2.2
	1,200.00	000100	49.1		2,500.00	009500	3.0
	1,200.00	007600	0.8		2,500.00	013100	3.0
	1,200.00	013600	2.0		2,500.00	021000	4.5
	1,200.00	024500	450.8		2,600.00	000100	216.4
	1,250.00	000100	1,148.7		2,600.00	017400	36.0
	1,300.00	000100	214.2		2,650.00	000100	49.0
	1,361.59	000100	154.1		2,680.00	013400	14.9
	1,364.04	000100	399.9		2,700.00	000100	192.1
	1,400.00	000100	282.5		2,700.00	013600	3.9
	1,400.00	017200	117.9		2,750.00	000100	242.3
	1,450.00	000100	42.5		2,796.43	000100	5.0
	1,500.00	000100	16.1		2,800.00	000100	90.0
	1,500.00	017000	5.5		2,800.00	017000	19.3
	1,500.00	024500	1.0		2,800.00	017200	2.0
	1,543.61	000100	123.1		2,800.00	021500	4.1
	1,550.00	000100	88.2		2,900.00	000100	38.2
	1,600.00	000100	920.8		2,907.29	000100	3.4
	1,600.00	013600	124.3		2,907.29	015900	3.3
	1,600.00	017200	95.5		2,922.28	000100	31.1
	1,635.36	000100	52.2		2,931.00	000100	9.1
	1,650.00	013600	35.1		2,980.00	011600	7.0
	1,686.85	000100	8.2		2,992.71	000100	23.2
	1,696.85	000100	109.2		2,998.57	000100	5.7
	1,700.00	000100	417.6		3,000.00	000100	59.9
	1,700.00	020800	325.5		3,000.00	006890	4.3
	1,750.00	000100	46.1		3,000.00	013100	4.0
	1,765.02	017200	240.1		3,000.00	013400	2.7
	1,800.00	000100	454.8		3,000.00	013800	0.4

**TABLE 8: BASE PRICE PAID TO GROWERS FOR GRAPES CRUSHED AND DELIVERED TO CALIFORNIA PROCESSORS FROM THE 2023 CROP WITH BRIX FACTORS AND PURCHASED TONNAGE, BY TYPE, VARIETY, REPORTING DISTRICT WHERE GROWN, AND WEIGHTED AVERAGE BASE PRICE**

District, Type, and Variety	Base Price	Brix	Tons	District, Type, and Variety	Base Price	Brix	Tons
	Per Ton	Factors			Per Ton	Factors	
	Dollars	Code <sup>1</sup>			Dollars	Code <sup>1</sup>	
<b>DISTRICT 8 (Cont'd)</b>							
Chardonnay * (Cont'd)	3,000.00	017200	4.4		4,900.00	000100	49.8
	3,058.00	000100	34.4		5,000.00	000100	42.7
	3,108.53	021000	5.0		5,250.00	000100	10.0
	3,139.81	000100	117.9		5,250.00	017400	2.2
	3,156.00	000100	1.7		5,300.00	000100	14.5
	3,165.97	000100	2.4		5,300.00	016900	6.4
	3,171.40	000100	3.1		5,369.04	021000	3.0
	3,200.00	000100	52.8		5,500.00	000100	14.6
	3,200.00	016900	6.6		5,629.00	017400	12.6
	3,250.00	000100	38.4		6,000.00	000100	8.5
	3,250.00	019100	264.3		6,250.00	011300	3.6
	3,251.07	000100	6.2		6,290.58	000100	2.5
	3,272.42	000100	1.9		6,308.75	000100	2.7
	3,275.00	000100	3.0		6,318.98	000100	1.9
	3,296.00	000100	39.8		6,335.00	000100	1.5
	3,300.00	017400	6.0		6,932.69	000100	9.6
	3,317.00	017100	23.3		7,145.00	000100	37.4
	3,354.57	000100	4.9		7,250.00	000100	4.2
	3,354.57	021000	0.7		7,250.00	011300	3.8
	3,400.00	000100	2.0		10,040.00	000100	2.4
	3,400.00	013400	4.1		12,608.00	000100	2.1
	3,500.00	000100	45.2	Wtd. Avg. Base & Total Tons	1,676.26		18,895.9
	3,500.00	020800	2.1				
	3,503.15	000100	15.0	Chenin Blanc	250.00	000100	49.4
	3,600.00	000100	19.7		1,200.00	000100	19.0
	3,600.00	009400	2.8		1,250.00	000100	69.3
	3,600.00	020700	3.3		1,500.00	000100	0.6
	3,708.59	000100	8.0		1,600.00	000100	30.9
	3,731.25	000100	3.1		1,700.00	000100	3.1
	3,750.00	000100	53.0		1,800.00	000100	39.8
	3,750.00	004210	1.0		1,800.00	000100	39.8
	3,750.00	011300	2.1		1,950.00	000100	23.4
	3,750.00	016900	3.6		2,000.00	000100	50.1
	3,750.00	017000	3.7		2,000.00	009400	6.0
	3,750.00	021000	7.5		2,000.00	017400	0.9
	3,796.67	007600	3.0		2,100.00	000100	2.0
	3,800.00	000100	37.7		2,400.00	000100	2.7
	3,800.00	011100	4.0		2,500.00	000100	12.9
	3,800.00	013100	23.0		2,500.00	013800	0.8
	3,850.00	000100	18.9		2,520.00	000100	3.0
	3,900.00	000100	15.2		2,525.00	000100	1.3
	3,900.00	011300	3.0		2,600.00	000100	21.3
	3,900.00	016900	10.3		2,600.00	010700	2.6
	3,975.00	000100	13.0		2,700.00	000100	1.1
	3,975.00	011600	15.7		2,750.00	000100	4.9
	3,995.02	000100	3.6		3,000.00	000100	1.1
	4,000.00	000100	36.2		3,000.00	010900	0.5
	4,000.00	004210	1.0		3,200.00	000100	1.7
	4,000.00	010700	2.5		3,500.00	000100	10.3
	4,017.00	000100	43.5		3,850.00	000100	1.0
	4,100.00	000100	6.9		4,000.00	000100	0.8
	4,172.48	000100	2.9		4,000.00	011300	2.8
	4,188.00	000100	8.9	Wtd. Avg. Base & Total Tons	4,200.00	000100	2.2
	4,200.00	000100	13.6		1,687.53		365.5
	4,200.00	016900	5.7				
	4,200.00	018000	6.4	Clairette Blanche <sup>2</sup>	1,800.00	000100	19.3
	4,223.00	000100	9.2		1,900.00	009000	5.6
	4,235.00	017200	2.0		2,500.00	000100	20.7
	4,240.00	000100	4.3		2,750.00	000100	3.2
	4,245.00	016900	6.9		2,750.00	011300	1.0
	4,249.00	000100	3.8		3,000.00	000100	3.7
	4,300.00	000100	11.8		3,195.00	000100	11.5
	4,300.00	009100	4.0		3,300.00	000100	3.2
	4,354.00	000100	2.3		3,500.00	000100	4.8
	4,387.50	000100	7.6		5,500.00	000100	1.0
	4,400.00	000100	5.9	Wtd. Avg. Base & Total Tons	6,250.00	000100	1.3
	4,400.00	015700	1.0		2,622.94		75.3
	4,453.00	000100	4.5	Falaghina Greco <sup>2</sup>	1,600.00	000100	1.0
	4,500.00	000100	28.3		2,500.00	000100	13.9
	4,500.00	011300	10.1	Wtd. Avg. Base & Total Tons	2,439.60		14.9
	4,511.34	000100	1.4				
	4,750.00	000100	100.9	Fiano	1,900.00	000100	8.8
	4,812.79	000100	3.1	Wtd. Avg. Base & Total Tons	1,900.00		8.8
	4,850.00	000100	2.0				



**TABLE 8: BASE PRICE PAID TO GROWERS FOR GRAPES CRUSHED AND DELIVERED TO CALIFORNIA PROCESSORS FROM THE 2023 CROP WITH BRIX FACTORS AND PURCHASED TONNAGE, BY TYPE, VARIETY, REPORTING DISTRICT WHERE GROWN, AND WEIGHTED AVERAGE BASE PRICE**

District, Type, and Variety	Base Price	Brix	Tons	District, Type, and Variety	Base Price	Brix	Tons
	Per Ton	Factors			Per Ton	Factors	
	Dollars	Code <sup>1</sup>			Dollars	Code <sup>1</sup>	
<b>DISTRICT 8 (Cont'd)</b>					2,500.00	000100	3.1
Flora	17,778.78	000100	0.1		2,900.00	000100	1.6
Wtd. Avg. Base & Total Tons	17,778.78		0.1		5,000.00	000100	1.6
French Colombard	1,600.00	000100	32.9	Wtd. Avg. Base & Total Tons	2,530.69		18.9
	2,100.00	013600	4.0	Gruner Veltliner	2,000.00	000100	11.5
Wtd. Avg. Base & Total Tons	1,654.20		36.9		2,092.01	017000	104.0
Gewurztraminer	1,300.00	021000	2.1		2,100.00	000100	5.3
	1,959.84	000100	7.5		2,200.00	000100	10.1
	2,000.00	000100	12.8		2,300.00	000100	23.8
	2,200.00	000100	12.4		2,400.00	000100	1.5
	2,200.00	007050	1.3		2,400.00	011000	3.1
	2,500.00	000100	0.7		2,400.00	011200	3.1
	3,000.00	000100	3.3		2,400.00	017200	8.2
	3,000.00	011000	1.5		2,500.00	011200	8.0
Wtd. Avg. Base & Total Tons	2,147.09		41.6		2,568.96	000100	7.7
Gray Riesling *	1,750.00	000100	11.5		2,650.00	011600	2.5
Wtd. Avg. Base & Total Tons	1,750.00		11.5		2,850.00	000100	6.2
Grenache Blanc *	1,200.00	000100	42.6		2,850.00	011200	8.3
	1,300.00	000100	17.6		3,100.00	000100	0.7
	1,311.90	009000	31.3		3,250.00	000100	4.6
	1,336.70	000100	23.2		3,300.00	000100	1.7
	1,400.00	016100	1.6		3,800.00	000100	5.1
	1,500.00	000100	99.3		4,000.00	000100	8.2
	1,500.00	013100	66.2	Wtd. Avg. Base & Total Tons	4,000.00	011300	0.4
	1,800.00	000100	16.1		2,370.80		224.0
	1,800.00	013600	5.0	Malvasia Bianca	1,300.00	010700	1.1
	1,800.00	017200	2.1		1,500.00	000100	23.6
	1,842.00	000100	12.1		1,800.00	000100	3.6
	1,950.00	000100	3.0		1,900.00	000100	6.4
	2,000.00	000100	7.5		2,100.00	000100	2.6
	2,000.00	013400	4.6		2,500.00	017200	1.2
	2,000.00	017200	4.5		3,200.00	000100	5.3
	2,250.00	000100	1.0	Wtd. Avg. Base & Total Tons	3,248.00	013400	2.8
	2,250.00	017800	10.7		1,931.00		46.6
	2,300.00	000100	4.9	Marsanne	2,123.00	024500	16.6
	2,400.00	000100	9.6		2,300.00	000100	2.8
	2,400.00	017400	6.0		2,369.00	000100	1.8
	2,400.94	000100	13.1		2,500.00	000100	3.4
	2,500.00	000100	59.2		2,638.91	013100	5.5
	2,500.00	011100	4.0		2,700.00	007800	1.0
	2,500.00	020600	2.0		2,750.00	000100	0.9
	2,553.44	000100	3.6		3,600.00	006890	1.0
	2,600.00	000100	14.4		4,000.00	000100	0.6
	2,600.00	011300	2.0		4,000.00	007800	3.1
	2,700.00	000100	9.3		5,227.21	021000	0.8
	2,701.40	000100	2.9		5,300.00	000100	0.3
	2,800.00	000100	2.0		5,681.23	000100	2.5
	2,800.00	020800	2.4		5,760.00	000100	1.4
	3,000.00	000100	20.5		6,425.00	000100	1.0
	3,000.00	013400	3.2	Wtd. Avg. Base & Total Tons	2,974.21		42.7
	3,000.00	017200	0.7	Melon	2,400.00	000100	14.4
	3,150.00	000100	2.8	Wtd. Avg. Base & Total Tons	2,400.00		14.4
	3,300.00	007900	2.1	Moscato Gaillo *	2,000.00	000100	2.2
	3,500.00	000100	5.2	Wtd. Avg. Base & Total Tons	2,000.00		2.2
	3,750.00	000100	1.9	Muscat Blanc *	1,200.00	000100	24.1
	3,800.00	000100	2.1		1,250.00	000100	1.5
	3,800.00	012900	6.5		1,500.00	000100	26.2
	4,000.00	000100	2.8		1,500.00	007600	1.4
	4,074.25	000100	29.2		1,600.00	000100	15.3
	4,250.00	000100	2.1		1,655.44	000100	1.1
	5,000.00	000100	4.3		1,820.98	000100	21.8
	5,500.00	000100	13.0		1,900.00	000100	5.3
	8,300.00	000100	1.0		1,950.00	000100	58.9
Wtd. Avg. Base & Total Tons	2,178.01		583.1		2,000.00	000100	7.9
Grenache Gris *	1,000.00	000100	1.1	Wtd. Avg. Base & Total Tons	1,705.92		163.5
	2,200.00	000100	4.2	Muscat Orange	900.00	000100	22.7
	2,200.00	013400	2.1		1,230.73	000100	92.0
	2,400.00	000100	3.2		1,500.00	000100	14.5
	2,400.00	009000	2.0				

**TABLE 8: BASE PRICE PAID TO GROWERS FOR GRAPES CRUSHED AND DELIVERED TO CALIFORNIA PROCESSORS FROM THE 2023 CROP WITH BRIX FACTORS AND PURCHASED TONNAGE, BY TYPE, VARIETY, REPORTING DISTRICT WHERE GROWN, AND WEIGHTED AVERAGE BASE PRICE**

District, Type, and Variety	Base Price	Brix	Tons	District, Type, and Variety	Base Price	Brix	Tons
	Per Ton	Factors			Per Ton	Factors	
	Dollars	Code <sup>1</sup>			Dollars	Code <sup>1</sup>	
<b>DISTRICT 8 (Cont'd)</b>					3,600.00	009400	0.6
Muscat Orange (Cont'd)	1,600.00	000100	14.7		3,700.00	000100	2.1
	1,800.00	000100	7.8	Wtd. Avg. Base & Total Tons	1,277.65		2,012.2
	2,200.00	000100	1.8				
	4,320.00	013100	1.7	Ribolla Gialla *	3,500.00	000100	0.1
Wtd. Avg. Base & Total Tons	1,316.18		155.2	Wtd. Avg. Base & Total Tons	3,500.00		0.1
Picpoul Blanc	1,400.00	000100	13.2	Roussanne	1,400.00	016100	2.7
	1,800.00	000100	1.9		2,100.00	000100	3.6
	1,800.00	013400	1.1		2,200.00	000100	1.5
	2,000.00	000100	1.2		2,266.00	000100	0.7
	2,000.00	021000	2.1		2,300.00	000100	1.9
	2,200.00	000100	7.0		2,400.00	000100	2.1
	2,300.00	000100	1.3		2,458.00	000100	3.0
	2,300.00	009000	10.4		2,500.00	000100	14.3
	2,500.00	000100	12.1		2,700.00	007800	1.8
	2,600.00	000100	5.8		2,900.00	000100	1.7
	2,750.00	000100	1.0		3,000.00	000100	4.3
	2,800.00	000100	2.1		3,250.00	000100	1.0
	2,800.00	020800	0.6		3,268.00	024500	26.4
	3,000.00	000100	3.0		3,400.00	000100	2.2
	3,100.00	000100	2.1		3,500.00	000100	12.0
	3,150.00	017000	1.0		3,568.01	000100	5.2
	3,900.02	000100	10.5		3,700.00	000100	7.2
	4,000.00	000100	6.1		4,000.00	000100	3.0
	4,200.00	000100	1.5		4,000.00	010700	1.6
	4,745.00	000100	1.5		4,000.00	021500	1.0
	5,388.00	000100	1.4		4,074.25	000100	1.9
	8,300.00	000100	0.9		4,500.00	000100	4.9
Wtd. Avg. Base & Total Tons	2,743.40		87.8		4,500.00	021500	2.0
Pinot Blanc	1,800.00	017400	1.2		4,577.63	024800	2.2
	2,200.00	017000	5.2		5,000.00	000100	2.8
	2,308.37	000100	19.8		5,200.00	000100	3.2
	2,500.00	000100	17.7		5,300.00	000100	1.2
	3,540.60	000100	7.8		5,500.00	000100	4.2
	3,698.00	000100	3.5		5,830.00	000100	1.0
	3,700.00	000100	0.8		6,000.00	000100	2.0
	3,900.00	000100	2.3		6,000.00	013800	1.9
Wtd. Avg. Base & Total Tons	2,676.59		58.3		6,295.56	000100	1.3
Pinot Gris *	525.00	011300	144.4		6,315.79	000100	1.5
	1,100.00	000100	525.3		8,300.00	000100	0.6
	1,200.00	000100	381.1		8,669.20	000100	3.3
	1,208.29	013100	3.2	Wtd. Avg. Base & Total Tons	9,513.60	021000	0.5
	1,212.26	000100	493.0		3,737.62		131.7
	1,300.00	000100	20.2	Sauvignon Blanc *	250.00	000100	14.8
	1,500.00	017000	153.9		470.00	014100	0.2
	1,550.00	000100	5.7		1,000.00	000100	297.6
	1,600.00	000100	67.9		1,012.50	025100	6.4
	1,786.64	021000	37.0		1,050.00	000100	178.2
	1,800.00	000100	38.1		1,100.00	000100	820.8
	1,875.00	000100	2.6		1,100.00	013100	215.4
	2,000.00	000100	4.7		1,177.00	000100	390.4
	2,080.00	009500	8.1		1,200.00	000100	58.3
	2,100.00	000100	7.1		1,200.00	011100	119.9
	2,100.00	021000	11.7		1,200.00	011300	186.6
	2,200.00	000100	4.0		1,250.00	000100	107.0
	2,200.00	016800	4.2		1,264.19	000100	200.1
	2,272.53	000100	2.3		1,300.00	000100	404.3
	2,300.00	011300	0.5		1,300.00	009300	638.1
	2,308.37	000100	5.7		1,300.00	013600	97.5
	2,400.00	017000	3.1		1,373.53	000100	68.8
	2,400.00	024800	3.0		1,400.00	000100	227.6
	2,496.81	000100	3.1		1,400.00	013100	1,310.8
	2,500.00	000100	50.1		1,450.00	013100	70.1
	2,500.00	013400	1.8		1,463.17	000100	76.9
	2,500.00	017000	4.5		1,475.18	017000	61.9
	2,600.00	000100	7.9		1,500.00	000100	299.5
	2,688.81	000100	1.8		1,500.00	013100	268.1
	2,900.00	000100	3.4		1,525.00	013100	13.3
	3,000.00	000100	1.7		1,550.00	000100	18.7
	3,200.00	000100	5.4		1,575.00	013100	15.8
	3,300.00	016800	2.3		1,589.13	000100	492.4
	3,500.00	000100	0.7		1,589.13	017800	4.4
					1,600.00	000100	54.1

**TABLE 8: BASE PRICE PAID TO GROWERS FOR GRAPES CRUSHED AND DELIVERED TO CALIFORNIA PROCESSORS FROM THE 2023 CROP WITH BRIX FACTORS AND PURCHASED TONNAGE, BY TYPE, VARIETY, REPORTING DISTRICT WHERE GROWN, AND WEIGHTED AVERAGE BASE PRICE**

District, Type, and Variety	Base Price	Brix	Tons	District, Type, and Variety	Base Price	Brix	Tons
	Per Ton	Factors			Per Ton	Factors	
	Dollars	Code <sup>1</sup>			Dollars	Code <sup>1</sup>	
<b>DISTRICT 8 (Cont'd)</b>							
Sauvignon Blanc * (Cont'd)	1,600.00	010700	8.7		3,700.00	000100	2.1
	1,620.00	000100	4.9		4,000.00	000100	3.2
	1,668.22	000100	3.5		5,000.00	000100	14.2
	1,680.00	013100	125.7		5,500.00	000100	4.5
	1,694.00	000100	107.4		5,720.00	000100	1.4
	1,697.44	017200	24.5		6,000.00	000100	6.5
	1,700.00	000100	551.0		7,145.00	000100	13.7
	1,700.00	009500	2.3	Wtd. Avg. Base & Total Tons	1,598.48		11,607.3
	1,700.00	017000	685.6				
	1,744.00	017200	14.0	Semillon	1,800.00	000100	6.8
	1,750.00	013100	116.3		2,500.00	011000	2.2
	1,766.63	017200	30.5		2,500.00	013800	1.1
	1,784.57	017200	47.7		2,900.00	000100	0.4
	1,800.00	000100	49.8	Wtd. Avg. Base & Total Tons	2,061.90		10.5
	1,800.00	017200	48.7				
	1,850.00	000100	41.1	St. Emilion *	1,900.00	000100	2.3
	1,857.64	000100	144.1		2,600.00	000100	0.5
	1,900.00	000100	309.9		2,700.00	011300	1.9
	1,900.00	017200	211.9		3,300.00	000100	2.2
	1,903.56	000100	6.0	Wtd. Avg. Base & Total Tons	4,000.00	000100	0.7
	2,000.00	000100	140.5		2,744.74		7.6
	2,000.00	013600	2.2	Tocai Friulano	1,800.00	000100	23.0
	2,025.00	000100	276.0		1,900.00	000100	22.1
	2,100.00	000100	263.9		2,600.00	000100	1.4
	2,100.00	013100	15.8	Wtd. Avg. Base & Total Tons	1,871.61		46.5
	2,100.00	017000	44.1				
	2,100.00	017200	2.0	Torrontes	2,200.00	000100	1.7
	2,112.00	000100	5.0	Wtd. Avg. Base & Total Tons	2,200.00		1.7
	2,121.80	000100	697.4				
	2,180.00	015700	80.0	Verdejo	2,000.00	011000	1.3
	2,200.00	000100	109.8	Wtd. Avg. Base & Total Tons	2,000.00		1.3
	2,200.00	011300	2.3				
	2,200.00	017800	0.8	Verdelho	1,400.00	000100	3.5
	2,205.00	000100	13.1		1,750.00	000100	6.0
	2,208.16	013600	241.0		1,800.00	000100	14.2
	2,250.00	000100	63.7		2,250.00	013600	4.1
	2,250.00	017800	10.6		2,800.00	000100	6.0
	2,300.00	000100	49.8	Wtd. Avg. Base & Total Tons	1,981.80		33.8
	2,333.93	000100	0.7				
	2,396.73	000100	7.7	Vermentino *	1,100.00	009000	1.6
	2,400.00	000100	10.6		1,250.00	000100	4.8
	2,400.00	021000	11.0		1,500.00	000100	42.2
	2,475.05	000100	2.3		1,700.00	000100	8.0
	2,500.00	000100	55.5		1,800.00	000100	2.3
	2,500.00	020600	0.5		1,841.08	013100	3.0
	2,500.00	021000	2.5		1,874.83	017800	1.8
	2,575.00	000100	3.1		1,900.00	000100	5.1
	2,600.00	000100	20.2		2,000.00	000100	19.2
	2,611.05	000100	4.0		2,000.00	017000	11.7
	2,625.00	016900	11.5		2,017.00	010700	1.0
	2,650.00	000100	20.3		2,200.00	000100	2.1
	2,650.00	009400	1.7		2,250.00	000100	4.1
	2,650.00	009500	4.3		2,400.00	000100	18.2
	2,673.09	000100	3.5		2,400.00	010900	2.1
	2,675.00	000100	2.0		2,500.00	000100	5.2
	2,675.00	013400	4.1		2,575.00	000100	2.0
	2,680.01	000100	10.4		2,800.00	010900	0.5
	2,700.00	000100	8.9		2,929.94	000100	3.1
	2,750.00	000100	6.0		3,000.00	000100	1.1
	2,750.00	013100	1.0		3,300.00	000100	1.0
	2,750.01	000100	1.0		3,700.00	000100	1.0
	2,770.47	000100	3.3		3,750.00	000100	1.4
	2,800.00	000100	7.0		4,000.00	000100	8.1
	2,810.00	013400	10.7		4,250.00	000100	0.8
	2,900.00	000100	6.6		4,500.00	000100	6.4
	3,000.00	000100	43.9	Wtd. Avg. Base & Total Tons	2,170.80		157.8
	3,000.00	013400	3.8				
	3,000.00	013800	4.2	Viognier	200.00	000100	72.7
	3,000.00	021500	0.5		500.00	000100	1.3
	3,156.00	000100	6.7		734.00	000100	6.7
	3,300.00	000100	1.3		1,100.00	000100	35.1
	3,312.55	000100	4.2		1,150.00	000100	88.9
	3,398.25	000100	4.7		1,200.00	000100	49.5
	3,500.00	000100	2.4		1,250.00	000100	0.3

**TABLE 8: BASE PRICE PAID TO GROWERS FOR GRAPES CRUSHED AND DELIVERED TO CALIFORNIA PROCESSORS FROM THE 2023 CROP WITH BRIX FACTORS AND PURCHASED TONNAGE, BY TYPE, VARIETY, REPORTING DISTRICT WHERE GROWN, AND WEIGHTED AVERAGE BASE PRICE**

District, Type, and Variety	Base Price Per Ton Dollars	Brix Factors Code <sup>1</sup>	Tons	District, Type, and Variety	Base Price Per Ton Dollars	Brix Factors Code <sup>1</sup>	Tons
<b>DISTRICT 8 (Cont'd)</b>							
Viognier (Cont'd)	1,300.00	000100	28.9		4,200.00	000100	1.0
	1,400.00	000100	25.8		4,500.00	024800	1.0
	1,400.00	016100	2.5		4,683.00	017400	1.1
	1,500.00	000100	7.0		4,800.00	000100	1.2
	1,600.00	000100	48.7		4,900.00	000100	1.0
	1,625.00	000100	25.3		4,937.39	000100	2.6
	1,650.00	000100	10.3		5,100.00	000100	5.0
	1,700.00	000100	11.4		5,300.00	000100	0.9
	1,700.00	016100	5.1		5,500.00	000100	16.5
	1,800.00	000100	13.9		5,840.00	000100	3.4
	1,900.00	000100	24.8		7,150.00	000100	0.7
	2,000.00	000100	78.5		7,359.22	000100	1.5
	2,000.00	017200	1.6	Wtd. Avg. Base & Total Tons	8,300.00	000100	0.2
	2,000.00	021500	0.6		1,969.41		922.4
	2,058.00	024500	35.8	White Riesling *	1,100.00	000100	129.6
	2,058.12	017800	2.0		1,300.00	017000	65.5
	2,100.00	000100	12.3		1,400.00	000100	4.0
	2,160.00	013100	25.1		1,800.00	000100	2.0
	2,174.84	020800	8.0		1,900.00	000100	14.9
	2,200.00	000100	4.2		1,900.00	017400	1.0
	2,200.00	017800	0.9		2,000.00	000100	23.0
	2,200.00	024800	3.3		2,000.00	017400	1.2
	2,250.00	000100	8.0		2,034.89	000100	7.9
	2,263.93	000100	5.7		2,100.00	000100	1.0
	2,275.00	000100	2.0		2,146.29	000100	4.6
	2,300.00	000100	7.8		2,200.00	010900	1.0
	2,331.00	000100	0.8		2,200.00	017200	1.1
	2,366.39	028100	3.2		2,250.00	000100	6.1
	2,385.73	000100	3.0		2,300.00	000100	1.5
	2,400.00	000100	0.9		2,400.00	000100	2.1
	2,400.00	017400	6.4		2,400.00	010700	10.9
	2,436.48	000100	0.2		2,500.00	000100	1.5
	2,464.00	000100	5.0		2,500.00	009500	1.4
	2,500.00	000100	37.1		2,565.57	000100	3.7
	2,500.00	011300	4.2		2,576.79	013100	8.1
	2,500.00	013600	1.7		2,650.00	007900	3.4
	2,500.00	017000	0.5		3,000.00	000100	8.9
	2,500.00	020700	9.5		3,300.00	000100	1.8
	2,500.00	021000	1.2		3,700.00	000100	0.6
	2,600.00	000100	11.0		3,900.00	000100	0.4
	2,700.00	000100	6.6	Wtd. Avg. Base & Total Tons	1,561.22		307.2
	2,700.00	007800	0.5	Other White Wine <sup>4</sup>	1,800.00	000100	10.2
	2,750.00	000100	10.1		2,000.00	017200	8.6
	2,800.00	000100	6.3		2,037.80	000100	3.7
	2,800.00	011100	0.8		2,200.00	000100	7.6
	2,850.00	000100	2.3		2,200.00	000100	4.2
	2,865.00	007600	5.7		2,800.00	000100	2.3
	2,900.00	000100	3.8		3,000.00	000100	1.9
	2,950.00	000100	3.4		3,000.00	006650	1.6
	2,970.00	013100	35.2		3,100.00	000100	3.3
	3,000.00	000100	14.2		3,250.00	000100	1.3
	3,000.00	013600	2.9	Wtd. Avg. Base & Total Tons	4,750.00	000100	44.7
	3,000.00	020800	2.5		2,372.26		
	3,000.00	021000	3.2	Wine Grapes (Red)			
	3,000.00	021500	1.3	Aglianico	1,700.00	000100	4.5
	3,089.00	000100	3.2		1,704.00	013600	5.4
	3,100.00	000100	8.8		1,750.00	000100	5.6
	3,168.00	000100	0.7		1,900.00	000100	2.1
	3,200.00	000100	3.8		2,250.00	024800	2.8
	3,240.00	000100	1.0		2,300.00	013600	1.2
	3,250.00	000100	1.4		2,700.00	011300	0.9
	3,300.00	000100	1.0		3,000.00	000100	1.7
	3,400.00	000100	1.6	Wtd. Avg. Base & Total Tons	1,951.72		24.2
	3,500.00	000100	8.6	Alicante Bouschet *	1,000.00	000100	0.5
	3,513.00	000100	1.3		1,500.00	013800	0.3
	3,600.00	006890	2.7		1,800.00	000100	12.7
	3,683.00	000100	3.8		2,000.00	024500	1.3
	3,700.00	000100	0.9		2,074.79	021000	4.0
	3,750.00	000100	3.2		3,300.00	000100	2.7
	3,750.00	009400	0.1		3,300.00	013600	2.0
	3,850.00	011300	1.0		3,500.00	000100	1.2
	4,000.00	000100	3.4	Wtd. Avg. Base & Total Tons	2,203.20		24.7
	4,000.00	010900	1.0				
	4,054.00	000100	1.3				

**TABLE 8: BASE PRICE PAID TO GROWERS FOR GRAPES CRUSHED AND DELIVERED TO CALIFORNIA PROCESSORS FROM THE 2023 CROP WITH BRIX FACTORS AND PURCHASED TONNAGE, BY TYPE, VARIETY, REPORTING DISTRICT WHERE GROWN, AND WEIGHTED AVERAGE BASE PRICE**

District, Type, and Variety	Base Price	Brix	Tons	District, Type, and Variety	Base Price	Brix	Tons
	Per Ton	Factors			Per Ton	Factors	
	Dollars	Code <sup>1</sup>			Dollars	Code <sup>1</sup>	
<b>DISTRICT 8 (Cont'd)</b>					3,100.00	000100	18.3
Barbera	500.00	000100	3.6		3,144.69	000100	16.4
	1,550.00	000100	6.4		3,200.00	000100	10.1
	1,700.00	028100	20.6		3,250.00	000100	34.4
	1,800.00	000100	5.6		3,300.00	000100	13.4
	1,800.00	020800	1.0		3,300.00	011300	2.2
	1,870.00	000100	8.6		3,300.00	021000	4.6
	1,900.00	000100	11.0		3,361.57	000100	2.3
	2,000.00	000100	6.0		3,400.00	000100	2.1
	2,018.86	000100	1.0		3,450.00	000100	2.0
	2,100.00	000100	18.7		3,500.00	000100	22.5
	2,112.50	000100	1.0		3,500.00	017400	6.2
	2,182.93	000100	27.6		3,500.00	020600	1.0
	2,200.00	000100	8.3		3,600.00	000100	39.9
	2,220.00	000100	1.6		3,600.00	021000	1.4
	2,250.00	000100	1.2		3,600.00	025100	9.7
	2,400.00	000100	11.9		3,687.79	000100	3.2
	2,500.00	000100	30.7		3,705.00	000100	0.7
	2,600.00	021000	2.6		3,744.00	024500	12.7
	2,700.00	000100	7.2		3,750.00	000100	3.9
	2,800.00	000100	1.5		3,800.00	000100	4.8
	3,235.63	000100	0.8		3,800.00	009500	1.1
	4,000.00	000100	1.0		3,800.00	017400	1.6
Wtd. Avg. Base & Total Tons	2,125.14		177.9		3,800.00	017600	3.5
					3,800.00	020800	1.7
Blaufraenkisch *	1,800.00	024800	14.4		3,800.00	021000	1.0
Wtd. Avg. Base & Total Tons	1,800.00		14.4		3,852.00	024500	50.2
					4,000.00	000100	27.4
Cabernet Franc	500.00	000100	2.8		4,017.00	028000	1.6
	1,000.00	000100	2.3		4,100.00	000100	26.2
	1,000.00	009500	2.9		4,200.00	013800	4.2
	1,000.00	013800	2.0		4,223.00	000100	9.9
	1,000.00	017400	1.3		4,250.00	000100	1.6
	1,200.00	000100	150.6		4,300.00	000100	7.4
	1,500.00	000100	159.8		4,500.00	000100	4.7
	1,600.00	000100	9.9		4,769.00	000100	1.0
	1,600.00	024800	1.0		4,800.00	000100	2.0
	1,700.00	000100	8.3		5,000.00	000100	4.3
	1,750.00	000100	102.3		5,058.00	024500	147.3
	1,775.00	000100	30.8		5,250.00	000100	2.9
	1,800.00	000100	164.3		5,520.00	024500	31.7
	1,800.00	021000	0.5		6,000.00	000100	3.5
	1,800.00	027800	1.0		6,127.00	000100	1.3
	1,900.00	000100	45.6		6,153.00	000100	6.2
	1,900.00	017400	1.5		7,000.00	000100	4.1
	1,900.00	024800	1.3		7,000.00	013800	8.1
	1,910.00	024600	3.4		7,200.00	000100	2.3
	1,925.00	000100	21.5		7,379.39	000100	14.2
	2,000.00	000100	186.3	Wtd. Avg. Base & Total Tons	2,662.83		2,352.7
	2,100.00	000100	9.9				
	2,200.00	000100	66.4	Cabernet Sauvignon	300.00	000100	57.6
	2,225.00	000100	8.4		300.00	017400	167.7
	2,250.00	024800	1.6		400.00	000100	1,647.8
	2,400.00	000100	19.4		400.00	023400	235.2
	2,400.00	024500	0.7		400.00	025100	188.3
	2,500.00	000100	60.1		425.00	000100	59.7
	2,500.00	013800	4.3		450.00	000100	5.0
	2,500.00	017000	1.9		470.00	000100	319.8
	2,500.00	021000	4.5		475.00	000100	141.1
	2,500.00	028100	10.7		500.00	000100	55.9
	2,520.00	024500	472.7		600.00	000100	104.7
	2,524.75	000100	20.5		650.00	000100	291.8
	2,550.00	000100	8.8		650.00	021200	164.0
	2,600.00	000100	21.6		650.00	021500	108.5
	2,600.00	017800	1.0		700.00	000100	19.5
	2,750.00	000100	2.0		800.00	000100	73.9
	2,800.00	000100	75.1		850.00	000100	995.5
	2,800.00	017600	0.5		932.64	000100	4.8
	2,850.00	000100	10.3		1,000.00	013800	1.1
	2,900.00	000100	6.7		1,068.00	000100	1,498.8
	2,944.69	000100	17.1		1,083.00	000100	55.3
	2,944.69	017800	3.5		1,100.00	000100	154.6
	3,000.00	000100	15.9		1,175.00	000100	2,252.2
	3,000.00	020800	23.3		1,200.00	000100	8,921.7
	3,000.00	024500	3.6		1,250.00	000100	5.1

**TABLE 8: BASE PRICE PAID TO GROWERS FOR GRAPES CRUSHED AND DELIVERED TO CALIFORNIA PROCESSORS  
FROM THE 2023 CROP WITH BRIX FACTORS AND PURCHASED TONNAGE, BY TYPE, VARIETY, REPORTING DISTRICT  
WHERE GROWN, AND WEIGHTED AVERAGE BASE PRICE**

District, Type, and Variety	Base Price	Brix	Tons	District, Type, and Variety	Base Price	Brix	Tons
	Per Ton	Factors			Per Ton	Factors	
	Dollars	Code <sup>1</sup>			Dollars	Code <sup>1</sup>	
<b>DISTRICT 8 (Cont'd)</b>					1,825.38	017800	7.6
Cabernet Sauvignon (Cont'd)	1,287.50	000100	339.2		1,836.21	000100	240.1
	1,326.13	025100	8.6		1,840.00	000100	194.1
	1,350.00	000100	152.4		1,850.00	000100	1,489.8
	1,400.00	000100	2,725.3		1,850.00	024500	4.0
	1,400.00	024800	113.2		1,854.00	000100	490.3
	1,400.00	025100	177.7		1,870.00	000100	18.4
	1,425.10	000100	22.0		1,900.00	000100	723.8
	1,432.84	000100	452.1		1,900.00	024500	278.3
	1,440.21	000100	23.4		1,903.79	000100	239.3
	1,450.00	000100	1,645.1		1,905.50	000100	250.0
	1,485.00	000100	1,010.7		1,906.00	000100	165.3
	1,500.00	000100	2,362.6		1,907.85	000100	150.0
	1,500.00	021200	2.2		1,913.78	000100	95.5
	1,500.00	024800	131.9		1,950.00	000100	175.1
	1,500.00	025100	1,254.3		1,950.00	024500	89.3
	1,500.00	064535	538.9		1,950.00	025100	227.0
	1,505.00	000100	49.5		1,967.00	024600	5.1
	1,510.95	021000	720.9		1,970.00	024500	164.2
	1,525.00	000100	158.4		2,000.00	000100	1,071.6
	1,525.00	024800	142.8		2,000.00	013800	5.2
	1,525.00	064535	13.9		2,000.00	021000	1.9
	1,540.00	000100	18.8		2,000.00	021200	2.7
	1,545.62	000100	430.0		2,000.00	024500	728.5
	1,550.00	000100	723.3		2,000.00	024800	303.3
	1,598.68	000100	39.6		2,000.00	028100	23.3
	1,600.00	000100	2,246.5		2,007.92	000100	120.8
	1,600.00	024800	39.2		2,021.54	025100	91.2
	1,600.00	025100	91.5		2,025.38	000100	16.1
	1,600.00	026800	35.5		2,044.63	000100	300.9
	1,620.00	028100	15.0		2,050.00	000100	139.4
	1,633.16	000100	548.5		2,050.00	024500	715.9
	1,640.00	000100	1,541.2		2,075.00	000100	26.5
	1,645.00	000100	3,031.0		2,080.00	000100	45.5
	1,648.00	000100	107.9		2,100.00	000100	452.8
	1,648.00	024800	86.5		2,100.00	013800	0.3
	1,650.00	000100	1,726.5		2,100.00	017200	1.0
	1,650.00	021000	2.1		2,100.00	021000	4.2
	1,689.00	000100	2.3		2,100.00	024500	89.5
	1,699.50	000100	769.4		2,100.00	024800	2.2
	1,700.00	000100	3,031.6		2,100.00	027100	66.6
	1,700.00	002600	29.0		2,110.00	000100	98.7
	1,700.00	024800	88.6		2,116.50	024500	27.9
	1,700.00	025100	54.8		2,150.00	000100	228.8
	1,717.00	024500	48.3		2,150.00	024500	746.1
	1,726.00	027800	547.7		2,150.00	024800	61.5
	1,730.00	000100	118.8		2,200.00	000100	529.0
	1,740.00	000100	623.4		2,200.00	021200	5.1
	1,750.00	000100	1,480.7		2,200.00	021600	3.5
	1,750.00	024500	26.7		2,200.00	024500	270.6
	1,750.00	024800	58.9		2,200.00	028100	9.8
	1,750.00	025100	203.0		2,206.31	000100	70.8
	1,766.43	000100	162.9		2,208.42	000100	143.9
	1,767.00	000100	343.8		2,225.00	000100	44.6
	1,777.00	024800	138.3		2,235.00	000100	97.2
	1,779.07	000100	91.5		2,250.00	000100	83.7
	1,785.00	000100	112.8		2,250.00	024500	398.3
	1,790.00	000100	465.0		2,295.00	000100	114.2
	1,800.00	000100	4,717.1		2,300.00	000100	1,448.2
	1,800.00	013400	0.9		2,300.00	017600	1.0
	1,800.00	021500	8.7		2,300.00	017800	1.4
	1,800.00	024500	2.0		2,300.00	024500	100.7
	1,800.00	024800	209.9		2,310.00	000100	18.5
	1,800.00	025100	263.8		2,315.00	000100	8.1
	1,800.00	026800	147.5		2,325.00	000100	38.7
	1,813.78	000100	143.4		2,400.00	000100	68.4
	1,815.00	000100	34.8		2,400.00	024500	102.6
	1,819.58	000100	268.6		2,400.00	024800	73.3
	1,820.92	000100	3.0		2,400.00	025100	46.0
	1,820.92	020800	3.0		2,400.00	028100	11.7
	1,825.00	000100	223.9		2,450.00	000100	31.4
	1,825.00	024500	84.6		2,500.00	000100	856.7
	1,825.05	000100	151.4		2,500.00	013600	37.8
	1,825.05	020800	256.5		2,500.00	020800	76.0
	1,825.38	000100	241.6		2,500.00	021000	18.7

**TABLE 8: BASE PRICE PAID TO GROWERS FOR GRAPES CRUSHED AND DELIVERED TO CALIFORNIA PROCESSORS FROM THE 2023 CROP WITH BRIX FACTORS AND PURCHASED TONNAGE, BY TYPE, VARIETY, REPORTING DISTRICT WHERE GROWN, AND WEIGHTED AVERAGE BASE PRICE**

District, Type, and Variety	Base Price	Brix	Tons	District, Type, and Variety	Base Price	Brix	Tons
	Per Ton	Factors			Per Ton	Factors	
	Dollars	Code <sup>1</sup>			Dollars	Code <sup>1</sup>	
<b>DISTRICT 8 (Cont'd)</b>							
Cabernet Sauvignon (Cont'd)	2,500.00	024500	5.6		4,325.00	017600	1.5
	2,500.00	027100	115.2		4,400.00	000100	4.0
	2,500.00	027600	3.1		4,496.00	024500	30.9
	2,520.00	024500	2,905.1		4,500.00	000100	106.1
	2,550.00	028100	34.3		4,500.00	021200	0.8
	2,575.00	000100	13.9		4,500.00	024800	4.4
	2,600.00	000100	164.3		4,517.00	024500	7.5
	2,650.00	024800	105.7		4,550.00	000100	7.4
	2,652.25	025100	120.0		4,600.00	000100	19.8
	2,700.00	000100	32.1		4,650.00	000100	5.1
	2,700.00	024500	30.3		4,700.00	024800	19.3
	2,725.00	027100	49.0		4,725.00	000100	1.5
	2,729.00	000100	93.2		4,750.00	000100	1.3
	2,750.00	000100	259.7		4,775.00	000100	3.1
	2,800.00	000100	35.5		4,775.00	024800	47.4
	2,800.00	020800	2.0		4,800.00	000100	4.7
	2,800.00	021000	27.7		4,816.00	013800	7.5
	2,800.00	024800	98.9		4,841.00	013800	8.0
	2,833.00	000100	35.2		4,900.00	000100	1.0
	2,875.00	000100	14.6		5,000.00	000100	58.9
	2,900.00	000100	8.8		5,000.00	021000	1.4
	2,917.48	000100	100.5		5,000.00	021500	3.0
	2,918.00	000100	83.6		5,000.00	024800	12.9
	2,975.00	000100	0.5		5,000.00	025100	4.4
	3,000.00	000100	290.0		5,058.00	024500	919.9
	3,000.00	021000	6.1		5,250.00	000100	11.5
	3,090.00	000100	48.9		5,500.00	000100	3.4
	3,100.00	000100	340.1		5,500.00	013800	2.0
	3,179.48	000100	9.5		5,520.00	024500	137.9
	3,200.00	000100	20.5		5,536.25	000100	10.3
	3,200.00	013600	2.0		5,600.00	000100	5.2
	3,200.00	029200	7.2		5,600.00	024500	1.3
	3,250.00	000100	58.9		5,912.89	000100	5.2
	3,250.00	026800	24.7		6,000.00	000100	14.9
	3,295.00	000100	163.4		6,000.00	025300	5.8
	3,300.00	000100	5.0		6,153.00	000100	49.1
	3,300.00	024800	96.0		6,200.00	000100	4.1
	3,376.53	000100	42.5		6,210.00	018000	3.7
	3,400.00	000100	13.3		6,250.00	000100	8.2
	3,403.40	000100	1.0		6,500.00	000100	7.4
	3,500.00	000100	117.5		6,826.84	000100	1.7
	3,500.00	011300	5.4		7,000.00	000100	37.5
	3,500.00	021000	4.2		7,000.00	013800	5.2
	3,500.00	024500	2.2		7,050.00	000100	1.5
	3,500.00	028100	3.1		7,200.00	000100	25.2
	3,600.00	000100	65.9		7,312.00	000100	0.9
	3,600.00	013800	5.2		7,370.00	000100	4.9
	3,600.00	020800	24.2		7,500.00	000100	5.2
	3,600.00	025100	65.3		7,750.00	000100	8.2
	3,650.00	000100	48.2		8,000.00	000100	3.8
	3,674.43	000100	34.3		8,000.00	017600	5.5
	3,696.00	000100	2.9		8,708.22	000100	76.6
	3,700.00	000100	13.8		10,425.00	000100	6.9
	3,700.00	024400	1.8	Wtd. Avg. Base & Total Tons	1,769.13		78,934.6
	3,700.00	024800	22.9	Carignane	815.00	000100	6.7
	3,750.00	000100	25.8		1,800.00	000100	1.5
	3,788.51	000100	20.6		1,800.00	027600	1.1
	3,788.93	000100	4.5		1,900.00	000100	3.4
	3,789.00	024500	62.6		2,000.00	000100	3.7
	3,800.00	000100	32.1		2,250.13	000100	131.5
	3,937.00	000100	6.5		2,300.00	000100	3.3
	4,000.00	000100	195.9		2,500.00	000100	9.0
	4,000.00	024800	38.2		2,575.00	000100	3.0
	4,100.00	000100	45.9		2,625.00	000100	3.3
	4,179.18	000100	126.2		2,750.00	000100	7.9
	4,200.00	000100	39.8		2,770.86	000100	6.0
	4,200.00	009500	1.1		2,800.00	011100	2.0
	4,200.00	024500	0.8		2,940.00	020700	4.1
	4,223.00	000100	140.2		3,000.00	000100	14.2
	4,245.83	000100	5.1		3,000.00	013600	2.1
	4,250.00	000100	13.3		3,100.00	000100	3.2
	4,300.00	000100	45.1		3,147.00	000100	3.9
	4,313.02	006890	2.6		3,200.00	000100	3.8
	4,317.00	025100	3.1		3,500.00	000100	0.9

**TABLE 8: BASE PRICE PAID TO GROWERS FOR GRAPES CRUSHED AND DELIVERED TO CALIFORNIA PROCESSORS  
FROM THE 2023 CROP WITH BRIX FACTORS AND PURCHASED TONNAGE, BY TYPE, VARIETY, REPORTING DISTRICT  
WHERE GROWN, AND WEIGHTED AVERAGE BASE PRICE**

District, Type, and Variety	Base Price	Brix	Tons	District, Type, and Variety	Base Price	Brix	Tons
	Per Ton	Factors			Per Ton	Factors	
	Dollars	Code <sup>1</sup>			Dollars	Code <sup>1</sup>	
<b>DISTRICT 8 (Cont'd)</b>							
Carignane (Cont'd)	3,589.00	000100	6.5	Gamay Noir Au Jus Blanc	3,500.00	016900	1.5
	3,750.00	000100	2.3		4,000.00	009400	1.6
	4,000.00	000100	1.6	Wtd. Avg. Base & Total Tons	3,758.06		3.1
	4,000.00	024500	1.7	Graciano	850.00	000100	15.2
	5,000.00	000100	4.1		1,200.00	025100	22.5
	7,000.00	000100	4.0		1,762.41	000100	21.9
Wtd. Avg. Base & Total Tons	2,565.72		234.8		1,800.00	025100	2.6
					2,000.00	000100	4.4
Carmenere	1,750.00	000100	19.8		2,200.00	000100	2.8
	2,500.00	000100	7.3		2,500.00	000100	12.2
	2,600.00	000100	1.1		2,652.00	000100	4.2
	6,153.00	000100	0.5		2,700.00	024500	2.6
Wtd. Avg. Base & Total Tons	2,050.05		28.7		2,750.00	000100	7.0
					3,000.00	000100	2.1
Charbono	1,800.00	000100	21.2		3,000.00	024800	0.8
Wtd. Avg. Base & Total Tons	1,800.00		21.2		3,100.00	000100	3.0
					3,150.00	000100	6.5
Cinsaut *	1,200.00	000100	74.1		3,200.00	000100	3.3
	1,817.00	013100	23.0		3,200.00	017100	2.2
	1,897.00	000100	5.8		3,200.00	024800	1.0
	2,100.00	000100	2.1		3,282.80	017800	1.3
	2,100.00	017200	15.1		3,400.00	000100	2.9
	2,200.00	000100	5.9		3,500.00	000100	2.0
	2,250.00	000100	5.0		3,500.00	017400	19.8
	2,300.00	000100	3.2		3,600.00	021000	1.1
	2,500.00	000100	11.4		3,750.00	000100	4.5
	2,678.00	000100	2.0		3,800.00	000100	0.7
	2,750.00	000100	2.0		4,000.00	007900	1.1
	2,800.00	000100	5.7		4,000.00	025100	2.6
	2,800.00	013600	1.5		4,104.00	000100	1.3
	2,800.00	024500	4.9		4,500.00	000100	0.8
	2,850.00	000100	3.1		4,750.00	000100	1.3
	2,900.00	000100	3.5		6,210.00	018000	1.9
	2,905.00	024500	10.7		7,000.00	000100	3.2
	3,400.00	000100	2.3		8,000.00	000100	1.4
	3,500.00	000100	2.6		8,196.26	018000	2.1
	4,500.00	000100	1.1		8,400.00	000100	6.0
	5,000.00	000100	3.5		8,500.00	000100	0.8
	5,799.73	000100	2.7	Wtd. Avg. Base & Total Tons	2,891.69		169.1
Wtd. Avg. Base & Total Tons	2,028.02		191.2				
				Grenache *	200.00	008780	191.7
Counoise	1,000.00	000100	2.0		500.00	000100	1.2
	1,800.00	009000	24.4		500.00	014100	2.2
	2,300.00	000100	0.7		669.00	000100	7.3
	2,500.00	000100	3.7		800.00	000100	2.4
	2,574.02	000100	8.4		880.00	000100	4.0
	2,650.00	000100	0.6		1,000.00	000100	4.1
	2,750.00	000100	0.9		1,100.00	000100	739.1
	2,800.00	000100	0.5		1,200.00	000100	96.3
	2,800.00	024500	1.0		1,200.00	010900	66.8
	3,000.00	000100	5.1		1,236.00	000100	49.4
	3,100.00	000100	1.1		1,245.00	060905	97.4
	3,750.00	000100	1.2		1,250.00	000100	6.3
	4,000.00	000100	2.0		1,250.00	015500	128.4
	4,500.00	000100	3.1		1,300.00	021500	1.0
	4,806.43	000100	3.7		1,350.00	005350	23.0
	5,000.00	000100	2.3		1,375.00	000100	306.1
	5,500.00	000100	0.9		1,379.97	000100	75.6
Wtd. Avg. Base & Total Tons	2,695.79		61.6		1,400.00	000100	37.6
					1,489.00	000100	27.5
Dolcetto	1,250.00	013600	1.8		1,500.00	000100	6.9
	2,000.00	000100	11.9		1,500.00	013400	2.1
	2,700.00	000100	1.1		1,500.00	013800	2.2
	4,223.00	000100	5.1		1,500.00	017400	1.0
Wtd. Avg. Base & Total Tons	2,540.57		19.9		1,500.00	024800	88.0
					1,550.00	000100	10.6
Dornfelder	3,500.00	000100	3.7		1,589.13	000100	435.5
Wtd. Avg. Base & Total Tons	3,500.00		3.7		1,600.00	000100	16.3
					1,600.00	024500	51.3
Freisa	2,000.00	000100	2.3		1,638.01	000100	22.1
Wtd. Avg. Base & Total Tons	2,000.00		2.3		1,650.00	000100	25.2
					1,700.00	000100	29.6
					1,700.00	010700	1.0
					1,700.00	021200	4.0



**TABLE 8: BASE PRICE PAID TO GROWERS FOR GRAPES CRUSHED AND DELIVERED TO CALIFORNIA PROCESSORS  
FROM THE 2023 CROP WITH BRIX FACTORS AND PURCHASED TONNAGE, BY TYPE, VARIETY, REPORTING DISTRICT  
WHERE GROWN, AND WEIGHTED AVERAGE BASE PRICE**

District, Type, and Variety	Base Price	Brix	Tons	District, Type, and Variety	Base Price	Brix	Tons
	Per Ton	Factors			Per Ton	Factors	
	Dollars	Code <sup>1</sup>			Dollars	Code <sup>1</sup>	
<b>DISTRICT 8 (Cont'd)</b>					3,200.00	017400	10.9
Grenache * (Cont'd)	1,719.39	000100	510.4		3,250.00	000100	24.2
	1,750.00	000100	11.5		3,300.00	000100	21.9
	1,760.00	000100	3.6		3,300.00	017600	0.9
	1,800.00	000100	47.7		3,350.00	000100	11.6
	1,800.00	014100	2.6		3,350.00	028100	20.5
	1,800.00	017000	1.9		3,400.00	020800	28.9
	1,800.00	024500	81.5		3,500.00	000100	75.4
	1,900.00	000100	65.4		3,500.00	009500	0.9
	1,900.00	013400	2.3		3,500.00	020800	2.0
	1,900.00	024600	2.1		3,518.36	024500	55.1
	1,947.00	000100	14.8		3,550.00	000100	23.6
	2,000.00	000100	226.6		3,600.00	000100	15.8
	2,000.00	013600	4.4		3,600.00	017400	23.0
	2,000.00	017000	24.2		3,604.00	000100	22.1
	2,000.00	021000	2.0		3,639.34	000100	9.1
	2,100.00	000100	10.0		3,668.70	000100	22.7
	2,103.52	000100	8.6		3,675.00	000100	14.4
	2,175.00	000100	12.0		3,700.00	000100	1.9
	2,200.00	000100	34.4		3,700.00	024800	1.7
	2,200.00	001700	2.0		3,750.00	000100	22.6
	2,200.00	011100	1.1		3,794.94	000100	1.5
	2,200.00	013800	1.2		3,800.00	000100	13.1
	2,200.00	025100	2.8		3,800.00	009500	3.0
	2,204.03	000100	6.0		3,800.00	011300	4.2
	2,220.00	000100	1.4		3,800.00	017400	1.6
	2,234.00	024500	33.7		3,800.00	021000	1.1
	2,248.06	000100	5.2		3,850.00	000100	1.1
	2,250.00	000100	4.0		3,850.00	025100	6.0
	2,250.00	017800	24.8		3,862.00	000100	4.2
	2,300.00	000100	7.1		3,867.00	070738	10.4
	2,300.00	013600	3.0		3,938.00	000100	9.3
	2,379.36	000100	4.2		3,950.00	000100	1.4
	2,400.00	000100	7.0		3,975.00	011600	1.5
	2,400.00	011300	2.2		4,000.00	000100	73.9
	2,457.74	000100	12.2		4,000.00	011300	1.0
	2,500.00	000100	329.7		4,000.00	013400	1.5
	2,500.00	007900	1.5		4,000.00	022700	2.1
	2,500.00	017200	1.0		4,000.00	027600	4.3
	2,500.00	021000	2.4		4,010.32	000100	3.1
	2,525.00	000100	7.0		4,100.00	024500	10.2
	2,595.00	000100	9.2		4,125.00	017400	10.0
	2,596.00	000100	5.1		4,200.00	000100	3.6
	2,600.00	000100	1.0		4,200.00	013800	1.7
	2,600.00	013400	1.0		4,217.85	000100	2.3
	2,700.00	000100	82.5		4,223.00	000100	3.0
	2,700.00	009500	3.2		4,250.00	011300	2.1
	2,700.00	021000	4.1		4,293.00	000100	1.5
	2,750.00	000100	11.7		4,300.00	021000	6.0
	2,750.00	009400	1.5		4,349.00	000100	5.9
	2,750.00	013100	6.2		4,400.00	000100	8.9
	2,792.89	000100	21.4		4,410.00	000100	8.0
	2,800.00	000100	19.0		4,487.54	006890	13.2
	2,800.00	011400	3.0		4,493.00	000100	2.1
	2,800.00	013800	1.1		4,500.00	000100	34.6
	2,800.00	017600	2.1		4,500.00	021200	3.4
	2,850.00	000100	2.2		4,500.00	025100	1.8
	2,900.00	000100	21.8		4,500.00	025300	4.7
	2,940.00	000100	1.0		4,500.00	027800	3.9
	2,968.00	000100	2.0		4,504.19	000100	3.1
	2,975.00	000100	16.7		4,560.00	000100	10.8
	3,000.00	000100	65.0		4,597.23	000100	1.9
	3,000.00	011300	1.1		4,600.00	000100	2.1
	3,000.00	013600	57.4		4,730.00	022700	1.5
	3,000.00	020800	1.2		4,750.00	000100	2.6
	3,000.00	021000	6.3		4,800.00	000100	9.9
	3,000.00	024500	5.1		4,940.00	021000	4.2
	3,000.00	024800	3.8		5,000.00	000100	26.2
	3,000.00	025100	2.0		5,000.00	017000	1.3
	3,039.13	021000	97.5		5,000.00	021500	5.5
	3,040.00	000100	2.0		5,000.00	025100	1.1
	3,100.00	000100	17.0		5,000.00	025300	1.1
	3,100.00	009500	6.2		5,000.00	025450	1.5
	3,100.00	021500	8.1		5,058.00	024500	64.8
	3,200.00	000100	18.4		5,250.00	000100	9.1

**TABLE 8: BASE PRICE PAID TO GROWERS FOR GRAPES CRUSHED AND DELIVERED TO CALIFORNIA PROCESSORS FROM THE 2023 CROP WITH BRIX FACTORS AND PURCHASED TONNAGE, BY TYPE, VARIETY, REPORTING DISTRICT WHERE GROWN, AND WEIGHTED AVERAGE BASE PRICE**

District, Type, and Variety	Base Price Per Ton Dollars	Brix Factors Code <sup>1</sup>	Tons	District, Type, and Variety	Base Price Per Ton Dollars	Brix Factors Code <sup>1</sup>	Tons
<b>DISTRICT 8 (Cont'd)</b>							
Grenache * (Cont'd)	5,500.00	000100	6.0		2,150.00	024800	47.9
	5,500.00	029125	13.1		2,167.00	024500	19.8
	5,847.77	025100	2.4		2,200.00	000100	16.9
	6,000.00	000100	7.9		2,208.42	000100	55.9
	6,000.00	021000	18.9		2,300.00	000100	24.6
	6,100.00	000100	1.9		2,400.00	000100	46.6
	6,500.00	000100	1.3		2,400.00	017600	0.5
	6,840.00	000100	1.2		2,400.00	017800	1.0
	7,000.00	000100	55.6		2,493.12	025100	50.5
	7,000.00	025100	1.4		2,500.00	000100	13.4
	7,000.00	025450	2.1		2,500.00	021000	0.2
	7,013.00	000100	2.8		2,520.00	024500	38.6
	7,145.00	000100	18.7		2,600.00	000100	38.0
	8,000.00	000100	10.3		2,600.00	021000	0.8
	8,000.00	025450	8.2		2,700.00	017600	2.0
	8,196.26	025450	6.8		2,750.00	000100	4.7
	8,300.00	000100	6.1		2,800.00	021000	1.1
	8,307.00	000100	1.9		2,800.00	021000	1.1
	8,400.00	000100	3.6		2,900.00	000100	26.2
	8,400.00	025100	0.9		3,000.00	000100	2.3
	8,500.00	000100	0.8		3,150.00	000100	2.3
	8,500.00	025100	0.9		3,200.00	000100	16.0
	8,640.00	000100	3.4		3,200.00	020800	15.7
	8,640.00	025100	1.5		3,200.00	020800	11.6
	8,640.00	025450	5.5		3,250.00	000100	11.6
	9,200.00	025100	0.9		3,250.00	021500	0.9
	10,665.27	000100	1.6		3,500.00	000100	2.5
	12,518.00	000100	2.2		3,750.00	000100	2.2
	15,067.00	000100	3.7		3,788.51	000100	4.6
Wtd. Avg. Base & Total Tons	2,211.32		5,614.3		4,000.00	000100	6.4
					4,000.00	025100	3.9
Lagrein	1,836.21	000100	24.6		4,179.18	000100	20.4
	1,900.92	000100	49.1		4,223.00	000100	3.0
	2,042.82	021000	5.4		4,517.00	024500	1.0
	2,130.00	000100	3.1	Wtd. Avg. Base & Total Tons	5,058.00	024500	30.6
	2,344.56	000100	40.4		5,520.00	024500	23.6
	2,400.00	000100	40.3		6,153.00	000100	11.6
	2,400.00	017200	10.5		2,002.41		1,666.9
	2,590.00	000100	6.3				
	2,600.00	000100	7.6	Mencia <sup>3</sup>	1,000.00	000100	2.1
	2,996.45	000100	10.1		1,800.00	000100	2.2
	3,000.00	000100	5.8		2,197.10	000100	3.5
Wtd. Avg. Base & Total Tons	2,246.66		203.2		2,968.13	000100	1.6
					3,000.00	020800	2.1
Malbec	200.00	000100	97.7		3,700.00	000100	5.2
	500.00	000100	3.7		3,850.00	000100	5.8
	650.00	059700	20.8	Wtd. Avg. Base & Total Tons	3,850.00	013600	2.1
	1,000.00	000100	3.5		3,026.58		24.6
	1,200.00	000100	11.7				
	1,400.00	000100	173.3	Merlot	600.00	000100	0.1
	1,448.35	000100	26.3		903.00	000100	255.9
	1,500.00	000100	64.4		1,000.00	000100	44.7
	1,500.00	021200	47.7		1,075.00	000100	60.3
	1,550.00	000100	34.3		1,100.00	000100	74.1
	1,600.00	000100	23.0		1,175.00	000100	731.7
	1,640.00	000100	112.5		1,200.00	000100	983.7
	1,700.00	000100	69.3		1,200.00	025100	493.6
	1,700.00	026800	8.5		1,233.00	000100	502.9
	1,750.00	000100	53.2		1,350.00	000100	139.3
	1,787.53	020800	1.5		1,350.00	017400	70.7
	1,787.53	024800	4.0		1,400.00	000100	224.7
	1,800.00	000100	101.3		1,450.00	000100	21.1
	1,800.00	024500	1.5		1,480.00	000100	178.6
	1,809.00	024500	4.5		1,500.00	000100	790.1
	1,809.44	000100	3.4		1,500.00	024500	18.1
	1,809.84	000100	49.2		1,500.00	024800	62.7
	1,809.84	017800	6.2		1,525.00	000100	81.5
	1,900.00	000100	12.3		1,550.00	024800	290.1
	1,900.00	024500	50.0		1,578.06	026800	63.0
	1,900.00	024800	5.7		1,581.00	000100	1.1
	1,990.82	000100	10.4		1,600.00	000100	457.1
	2,000.00	000100	7.0		1,609.00	024500	3.1
	2,100.00	000100	102.7		1,609.87	000100	117.0
	2,150.00	000100	11.2		1,609.87	017800	1.6
					1,609.87	020800	203.6
					1,620.37	000100	47.0
					1,650.00	000100	13.5

**TABLE 8: BASE PRICE PAID TO GROWERS FOR GRAPES CRUSHED AND DELIVERED TO CALIFORNIA PROCESSORS FROM THE 2023 CROP WITH BRIX FACTORS AND PURCHASED TONNAGE, BY TYPE, VARIETY, REPORTING DISTRICT WHERE GROWN, AND WEIGHTED AVERAGE BASE PRICE**

District, Type, and Variety	Base Price	Brix	Tons	District, Type, and Variety	Base Price	Brix	Tons
	Per Ton	Factors			Per Ton	Factors	
	Dollars	Code <sup>1</sup>			Dollars	Code <sup>1</sup>	
<b>DISTRICT 8 (Cont'd)</b>				Montepulciano			
Merlot (Cont'd)	1,700.00	000100	24.8		1,250.00	000100	6.5
	1,700.00	026800	43.7		1,900.00	000100	2.2
	1,750.00	000100	221.0	Wtd. Avg. Base & Total Tons	1,414.37		8.7
	1,770.86	000100	19.6	Mourvedre *			
	1,800.00	000100	97.4		1,200.00	000100	45.1
	1,800.00	013600	4.3		1,250.00	020800	19.5
	1,800.00	021000	4.1		1,400.00	000100	41.7
	1,800.00	021500	5.3		1,400.00	025100	11.1
	1,836.21	000100	147.6		1,450.00	000100	21.5
	1,850.00	000100	1.1		1,500.00	000100	4.4
	1,854.00	000100	23.8		1,500.00	024800	10.3
	1,890.00	000100	47.1		1,664.46	000100	76.5
	1,900.00	000100	285.9		1,666.66	000100	1.5
	1,900.00	024800	4.2		1,668.79	000100	150.2
	2,000.00	000100	114.9		1,700.00	000100	32.2
	2,000.00	025100	5.7		1,700.00	017200	27.4
	2,100.00	000100	42.4		1,750.00	000100	6.6
	2,200.00	000100	177.5		1,800.00	000100	44.8
	2,200.00	017800	1.5		1,800.00	024500	2.0
	2,200.00	020800	1.0		1,850.00	000100	4.1
	2,300.00	000100	87.9		1,900.00	000100	40.2
	2,300.00	017000	2.0		1,950.00	000100	3.1
	2,300.00	017600	0.5		2,100.00	000100	26.4
	2,300.00	024500	26.7		2,200.00	000100	2.1
	2,325.00	000100	11.7		2,200.00	021500	18.6
	2,400.00	000100	58.9		2,250.00	000100	24.9
	2,500.00	000100	88.7		2,400.00	000100	3.0
	2,500.00	014100	1.8		2,400.00	015300	2.0
	2,500.00	021000	0.3		2,465.81	025100	4.5
	2,520.00	024500	210.7		2,493.12	025100	50.9
	2,550.00	000100	5.6		2,500.00	000100	45.0
	2,600.00	000100	7.2		2,500.00	017200	0.5
	2,600.00	021000	2.0		2,600.00	000100	16.0
	2,653.59	000100	3.2		2,700.00	021000	3.3
	2,700.00	020800	1.2		2,700.00	024500	5.1
	2,750.00	000100	3.7		2,703.52	000100	5.0
	2,750.00	025300	2.2		2,704.00	000100	5.7
	2,800.00	000100	4.0		2,717.00	024500	10.5
	2,800.00	024400	1.0		2,718.00	000100	3.5
	2,825.00	000100	9.8		2,725.00	000100	7.6
	3,000.00	000100	11.2		2,750.00	000100	1.5
	3,000.00	013600	2.0		2,800.00	000100	17.7
	3,000.00	013800	4.3		2,800.00	021000	2.0
	3,000.00	017400	1.0		2,804.00	000100	4.1
	3,200.00	000100	7.3		2,900.00	000100	4.1
	3,250.00	000100	10.5		2,950.00	000100	2.5
	3,500.00	000100	7.0		3,000.00	000100	11.2
	3,582.16	000100	21.2		3,000.00	021000	1.6
	3,750.00	000100	3.2		3,100.00	000100	16.1
	3,852.00	024500	77.5		3,141.66	000100	2.6
	4,000.00	000100	19.6		3,300.00	000100	7.9
	4,000.00	018000	1.6		3,400.00	000100	3.4
	4,000.00	021000	1.4		3,415.42	000100	10.2
	4,400.00	024500	6.0		3,500.00	000100	37.2
	4,500.00	000100	8.9		3,500.00	010700	0.5
	4,880.00	000100	2.0		3,500.00	017400	7.1
	5,058.00	024500	260.7		3,600.00	000100	3.7
	5,250.00	000100	0.5		3,600.00	025100	1.2
	5,520.00	024500	11.0		3,675.00	020800	3.7
	7,000.00	000100	0.8		3,700.00	000100	2.1
	7,000.00	013800	2.0		3,750.00	000100	34.2
Wtd. Avg. Base & Total Tons	1,674.69		8,192.6		3,750.00	024800	2.8
					3,796.20	000100	1.1
Meunier *	2,200.00	013800	1.7		3,800.00	000100	8.7
	3,200.00	000100	5.1		3,800.00	011300	2.1
	3,500.00	007800	1.9		3,850.00	000100	2.7
	3,500.00	013600	1.0		3,900.00	000100	2.2
	5,500.00	000100	2.1		3,952.00	000100	1.7
	7,145.00	000100	0.3		4,000.00	000100	15.9
Wtd. Avg. Base & Total Tons	3,628.39		12.1		4,000.00	013400	0.8
					4,000.00	024500	1.9
Mission	500.00	013600	0.8		4,100.00	024500	2.3
Wtd. Avg. Base & Total Tons	500.00		0.8		4,223.00	000100	15.2
					4,250.00	000100	1.8
					4,271.00	000100	11.1

**TABLE 8: BASE PRICE PAID TO GROWERS FOR GRAPES CRUSHED AND DELIVERED TO CALIFORNIA PROCESSORS FROM THE 2023 CROP WITH BRIX FACTORS AND PURCHASED TONNAGE, BY TYPE, VARIETY, REPORTING DISTRICT WHERE GROWN, AND WEIGHTED AVERAGE BASE PRICE**

District, Type, and Variety	Base Price	Brix	Tons	District, Type, and Variety	Base Price	Brix	Tons
	Per Ton	Factors			Per Ton	Factors	
	Dollars	Code <sup>1</sup>			Dollars	Code <sup>1</sup>	
<b>DISTRICT 8 (Cont'd)</b>					1,350.00	000100	177.8
Mourvedre * (Cont'd)	4,283.03	000100	4.0		1,351.32	021000	5.1
	4,297.50	000100	0.9		1,361.00	000100	80.3
	4,324.00	000100	2.7		1,400.00	000100	185.0
	4,500.00	000100	20.1		1,500.00	000100	68.9
	4,500.00	013800	0.8		1,550.00	000100	33.3
	4,750.00	006890	2.8		1,575.00	000100	40.7
	4,775.00	000100	1.8		1,580.00	000100	49.8
	4,800.00	000100	3.9		1,598.68	000100	13.4
	5,000.00	000100	12.5		1,600.00	000100	122.1
	5,250.00	000100	1.3		1,648.00	000100	99.9
	5,500.00	000100	1.9		1,650.00	000100	76.2
	5,500.00	028000	1.0		1,700.00	000100	63.4
	5,754.00	000100	2.0		1,700.00	026800	10.7
	5,769.00	000100	1.5		1,750.00	000100	102.1
	6,000.00	000100	2.0		1,800.00	000100	311.1
	6,000.00	021000	3.9		1,800.00	021500	3.1
	6,200.00	000100	3.3		1,800.00	024500	1.6
	6,230.77	000100	1.3		1,800.00	024800	54.1
	6,995.00	000100	1.5		1,800.00	027600	2.2
	7,000.00	000100	42.0		1,802.00	024500	7.6
	7,000.00	025100	0.9		1,802.89	000100	28.9
	7,316.52	000100	2.7		1,802.89	017800	1.5
	7,500.00	000100	1.0		1,808.45	000100	51.0
	8,000.00	000100	3.7		1,808.45	020800	1.5
	8,196.26	018000	3.1		1,825.00	000100	15.0
	8,272.73	000100	1.1		1,900.00	000100	93.5
	8,300.00	000100	2.2		1,900.00	024500	1.6
	8,400.00	000100	7.1		1,900.00	024800	5.2
	8,400.00	025100	0.7		1,919.26	000100	9.9
	8,500.00	000100	0.7		1,921.34	000100	9.9
	8,640.00	000100	4.2		1,950.00	000100	5.2
	8,640.00	018000	2.3		1,983.18	000100	7.5
	14,011.83	025100	0.3		2,000.00	000100	65.6
Wtd. Avg. Base & Total Tons	2,753.87		1,162.9		2,050.00	000100	49.2
					2,100.00	000100	54.7
Nebbiolo	1,000.00	000100	0.3		2,100.00	021000	2.0
	2,100.00	000100	15.5		2,200.00	000100	39.0
	2,400.00	000100	2.1		2,200.00	024800	9.3
	2,500.00	000100	16.3		2,200.00	025100	2.0
	2,600.00	000100	10.0		2,208.42	000100	74.3
	2,600.00	013800	3.3		2,250.00	017800	7.6
	2,600.00	017400	4.1		2,300.00	000100	3.0
	2,642.43	020800	1.6		2,300.00	017400	1.6
	2,700.00	000100	5.2		2,317.50	024500	51.0
	2,780.92	000100	5.1		2,400.00	000100	1.6
	2,800.00	000100	11.3		2,400.00	028100	11.4
	2,800.00	021000	1.0		2,500.00	000100	75.3
	2,800.00	024400	2.5		2,500.00	021000	1.3
	3,000.00	000100	3.8		2,500.00	021200	2.3
	3,076.89	000100	2.1		2,520.00	024500	28.6
	3,588.23	000100	3.6		2,595.00	028100	12.1
	5,000.00	017600	1.6		2,600.00	000100	93.1
	5,800.00	000100	3.8		2,750.00	000100	6.4
Wtd. Avg. Base & Total Tons	2,774.57		93.2		2,800.00	000100	1.8
					2,800.00	009500	1.5
Negroamaro	2,300.00	000100	1.7		2,850.00	000100	6.1
Wtd. Avg. Base & Total Tons	2,300.00		1.7		2,900.00	000100	2.1
					2,917.48	000100	44.1
Nero D'avola *	1,800.00	020800	1.0		3,000.00	000100	13.0
	1,900.00	000100	0.5		3,000.00	011300	0.5
	2,200.00	000100	1.9		3,000.00	021000	2.9
	2,500.00	000100	1.9		3,000.00	024500	1.2
	2,700.00	013600	3.9		3,100.00	000100	8.7
Wtd. Avg. Base & Total Tons	2,414.13		9.2		3,150.00	000100	13.3
					3,150.00	013800	2.7
Petit Verdot	300.00	017400	43.7		3,150.00	020800	5.9
	943.00	000100	7.0		3,200.00	000100	5.9
	1,000.00	000100	2.6		3,250.00	000100	10.5
	1,156.33	000100	12.8		3,300.00	000100	2.7
	1,200.00	000100	498.0		3,300.00	017600	2.0
	1,250.00	000100	47.8		3,400.00	000100	1.1
	1,250.00	025100	110.7		3,450.00	000100	1.0
	1,300.00	000100	62.5		3,500.00	000100	3.7
	1,313.95	000100	76.0		3,552.00	000100	0.4

**TABLE 8: BASE PRICE PAID TO GROWERS FOR GRAPES CRUSHED AND DELIVERED TO CALIFORNIA PROCESSORS FROM THE 2023 CROP WITH BRIX FACTORS AND PURCHASED TONNAGE, BY TYPE, VARIETY, REPORTING DISTRICT WHERE GROWN, AND WEIGHTED AVERAGE BASE PRICE**

District, Type, and Variety	Base Price	Brix	Tons	District, Type, and Variety	Base Price	Brix	Tons
	Per Ton	Factors			Per Ton	Factors	
	Dollars	Code <sup>1</sup>			Dollars	Code <sup>1</sup>	
<b>DISTRICT 8 (Cont'd)</b>					1,830.66	000100	12.7
Petit Verdot (Cont'd)	3,600.00	000100	3.6		1,836.21	000100	72.3
	3,600.00	021000	2.1		1,850.00	000100	55.5
	3,600.00	025100	3.6		1,850.00	021200	19.6
	3,675.00	000100	2.0		1,864.24	000100	19.1
	3,700.00	000100	8.1		1,870.00	000100	8.3
	3,788.51	000100	7.9		1,875.00	000100	41.3
	3,800.00	000100	4.0		1,900.00	000100	78.9
	3,925.00	000100	6.3		1,900.00	024600	3.6
	4,000.00	000100	5.3		1,900.00	024800	56.4
	4,139.00	000100	1.0		1,900.00	026800	17.2
	4,223.00	000100	7.7		1,925.00	000100	32.8
	4,300.00	000100	13.2		1,950.00	000100	57.9
	4,400.00	000100	0.9		1,970.37	000100	2.7
	4,500.00	000100	6.7		1,987.00	000100	18.6
	4,500.00	024800	3.4		2,000.00	000100	246.5
	4,517.00	024500	3.3		2,000.00	013800	2.6
	4,642.75	000100	2.0		2,000.00	017800	1.5
	4,775.00	000100	7.4		2,000.00	020800	2.2
	4,775.00	024800	7.3		2,000.00	025100	2.1
	5,520.00	024500	11.3		2,050.00	000100	20.6
	6,000.00	000100	3.0		2,100.00	000100	123.2
	6,153.00	000100	11.5		2,100.00	021000	6.3
	6,210.00	018000	1.1		2,150.00	064535	8.9
	7,000.00	000100	2.0		2,200.00	000100	154.2
	7,200.00	000100	1.6		2,200.00	025100	3.0
	8,500.00	025100	0.5		2,205.00	024500	18.8
Wtd. Avg. Base & Total Tons	1,798.30		3,449.5		2,208.42	000100	96.5
					2,250.00	000100	27.5
Petite Sirah	300.00	000100	59.0		2,250.00	017800	3.4
	350.00	017200	33.2		2,300.00	000100	11.6
	500.00	024800	1.7		2,300.00	021000	2.0
	800.00	000100	27.2		2,300.00	028100	39.3
	800.00	017400	44.2		2,344.56	000100	12.3
	900.00	000100	8.3		2,350.00	024500	4.3
	1,068.29	000100	94.9		2,384.70	025100	3.1
	1,175.00	000100	260.7		2,400.00	000100	12.0
	1,200.00	000100	391.4		2,400.00	021200	5.3
	1,236.00	000100	19.4		2,404.12	000100	8.7
	1,300.00	000100	418.7		2,500.00	000100	100.3
	1,300.00	025100	139.3		2,500.00	021000	1.3
	1,350.00	000100	259.6		2,500.00	021500	0.9
	1,400.00	000100	377.5		2,520.00	024500	219.5
	1,432.22	000100	130.3		2,545.00	028100	17.1
	1,439.40	000100	317.7		2,600.00	000100	30.7
	1,450.00	000100	441.9		2,600.00	017800	0.5
	1,500.00	000100	603.7		2,714.00	000100	3.0
	1,500.00	021200	1.0		2,800.00	017200	1.0
	1,529.70	000100	255.9		2,829.00	024800	17.7
	1,550.00	000100	139.0		2,850.00	000100	8.8
	1,575.00	000100	156.7		2,900.00	000100	1.4
	1,600.00	000100	1,020.1		2,917.48	000100	9.5
	1,626.50	024800	3.5		2,950.00	000100	3.1
	1,628.74	000100	8.1		3,000.00	000100	45.6
	1,629.00	000100	2.3		3,000.00	024500	13.4
	1,640.00	000100	61.3		3,100.00	000100	1.0
	1,641.03	000100	215.1		3,100.00	020800	1.0
	1,650.00	000100	131.6		3,200.00	000100	10.9
	1,664.00	024500	3.8		3,200.00	024800	2.7
	1,664.24	017800	4.1		3,250.00	000100	3.9
	1,664.46	000100	264.0		3,300.00	000100	10.4
	1,664.46	020800	9.4		3,300.00	017800	3.1
	1,700.00	000100	251.6		3,300.00	024800	2.2
	1,700.00	021200	3.5		3,400.00	000100	8.6
	1,700.00	025100	25.3		3,500.00	000100	32.9
	1,710.18	000100	4.7		3,500.00	024500	1.5
	1,750.00	000100	116.4		3,500.00	024800	3.1
	1,775.00	000100	144.6		3,500.00	028100	12.4
	1,800.00	000100	399.0		3,582.16	000100	7.3
	1,800.00	013600	14.5		3,600.00	000100	4.0
	1,800.00	021500	2.2		3,700.00	000100	5.2
	1,800.00	024800	0.8		3,720.00	000100	0.8
	1,800.00	025100	2.0		3,750.00	000100	9.5
	1,800.00	027600	8.9		3,780.00	000100	10.6
	1,800.00	028100	20.5		3,788.51	000100	9.2

**TABLE 8: BASE PRICE PAID TO GROWERS FOR GRAPES CRUSHED AND DELIVERED TO CALIFORNIA PROCESSORS  
FROM THE 2023 CROP WITH BRIX FACTORS AND PURCHASED TONNAGE, BY TYPE, VARIETY, REPORTING DISTRICT  
WHERE GROWN, AND WEIGHTED AVERAGE BASE PRICE**

District, Type, and Variety	Base Price	Brix	Tons	District, Type, and Variety	Base Price	Brix	Tons
	Per Ton	Factors			Per Ton	Factors	
	Dollars	Code <sup>1</sup>			Dollars	Code <sup>1</sup>	
<b>DISTRICT 8 (Cont'd)</b>					2,217.00	002600	25.4
Petite Sirah (Cont'd)	3,800.00	024800	1.5		2,250.00	000100	82.3
	3,900.00	024800	2.3		2,250.00	021200	90.0
	3,975.00	000100	16.7		2,250.00	024800	151.5
	4,000.00	000100	3.0		2,293.67	000100	33.4
	4,000.00	025100	3.6		2,300.00	000100	98.3
	4,000.00	028000	1.5		2,350.00	000100	63.8
	4,100.00	000100	10.1		2,400.00	000100	48.7
	4,152.36	000100	2.0		2,400.00	021000	142.3
	4,223.00	000100	28.2		2,465.00	000100	20.3
	4,250.00	000100	3.8		2,500.00	000100	585.0
	4,500.00	000100	1.1		2,500.00	013400	44.7
	4,500.00	021200	1.3		2,500.00	021000	2.7
	4,500.00	024800	4.0		2,500.00	021200	21.9
	4,500.00	025100	1.6		2,555.48	000100	155.6
	4,541.44	006890	7.5		2,556.70	000100	523.6
	4,750.00	000100	1.1		2,571.81	000100	26.7
	4,800.00	024800	4.0		2,571.84	000100	4.0
	5,000.00	000100	2.7		2,600.00	000100	170.7
	5,000.00	021000	5.5		2,699.63	000100	29.1
	5,429.28	000100	10.9		2,700.00	000100	90.1
	6,000.00	025100	2.8		2,700.00	017500	37.5
	6,500.00	000100	4.5		2,700.00	024800	2.2
	7,000.00	000100	6.2		2,796.00	000100	2.0
Wtd. Avg. Base & Total Tons	1,696.35		8,951.4		2,800.00	000100	68.4
					2,800.00	006890	2.3
Pinot Noir *	200.00	000100	28.5		2,800.00	021000	2.1
	200.00	011400	364.9		2,850.00	000100	16.3
	400.00	011400	3.0		2,900.00	000100	64.1
	500.00	000100	4.9		2,900.00	011200	8.1
	600.00	000100	958.7		2,901.21	021000	194.0
	600.00	017400	13.3		2,907.17	000100	15.5
	650.00	000100	223.2		2,950.00	000100	42.0
	750.00	000100	820.2		2,950.00	024800	8.6
	750.00	017000	23.7		3,000.00	000100	180.7
	800.00	021200	96.2		3,000.00	009500	3.0
	840.00	021200	257.3		3,000.00	011100	1.8
	850.00	000100	999.5		3,000.00	013400	27.0
	850.00	021500	100.1		3,000.00	017200	34.4
	1,000.00	000100	3.3		3,000.00	017600	1.2
	1,000.00	009500	2.8		3,000.00	021000	14.7
	1,000.00	021200	21.5		3,000.00	024800	2.2
	1,068.00	000100	924.2		3,007.09	000100	68.4
	1,100.00	000100	26.8		3,069.00	000100	0.6
	1,200.00	000100	3.1		3,090.00	021000	7.1
	1,200.00	017400	200.0		3,100.00	000100	8.2
	1,250.00	017000	0.2		3,120.08	000100	5.5
	1,350.00	000100	314.3		3,128.00	013400	19.3
	1,450.00	000100	43.1		3,147.78	000100	2.6
	1,500.00	000100	75.6		3,150.00	000100	3.7
	1,550.00	000100	8.3		3,200.00	000100	157.3
	1,630.00	000100	52.2		3,200.00	009500	8.4
	1,675.00	000100	9.0		3,200.00	017200	1.8
	1,683.89	000100	52.3		3,200.00	024800	3.7
	1,770.59	000100	951.5		3,224.76	000100	6.5
	1,800.00	000100	842.7		3,227.00	020800	4.1
	1,800.00	020800	177.7		3,250.00	000100	76.8
	1,850.00	000100	22.9		3,280.00	013600	21.7
	1,850.00	017400	88.0		3,300.00	000100	10.2
	1,850.00	021000	128.8		3,300.00	007800	2.0
	1,900.00	000100	6.0		3,338.28	017000	3.7
	1,900.00	021000	49.5		3,350.00	000100	41.0
	1,949.97	000100	37.9		3,400.00	000100	6.1
	1,977.28	020800	3.0		3,469.57	000100	9.4
	2,000.00	000100	251.8		3,500.00	000100	146.6
	2,000.00	020800	150.1		3,500.00	007800	8.1
	2,000.00	024800	1.7		3,500.00	011100	2.0
	2,100.00	000100	1,617.3		3,500.00	011300	4.8
	2,101.65	000100	162.0		3,500.00	013800	3.2
	2,101.65	017800	0.4		3,500.00	017400	7.7
	2,200.00	000100	417.6		3,500.00	019300	6.3
	2,200.00	013800	1.4		3,500.00	020800	1.5
	2,200.00	020800	2.4		3,500.00	024800	6.4
	2,200.00	021000	18.7		3,507.17	000100	42.1
	2,211.39	000100	49.3		3,554.67	000100	73.8

**TABLE 8: BASE PRICE PAID TO GROWERS FOR GRAPES CRUSHED AND DELIVERED TO CALIFORNIA PROCESSORS  
FROM THE 2023 CROP WITH BRIX FACTORS AND PURCHASED TONNAGE, BY TYPE, VARIETY, REPORTING DISTRICT  
WHERE GROWN, AND WEIGHTED AVERAGE BASE PRICE**

District, Type, and Variety	Base Price	Brix	Tons	District, Type, and Variety	Base Price	Brix	Tons
	Per Ton	Factors			Per Ton	Factors	
	Dollars	Code <sup>1</sup>			Dollars	Code <sup>1</sup>	
<b>DISTRICT 8 (Cont'd)</b>					5,000.00	021500	2.8
Pinot Noir * (Cont'd)	3,600.00	000100	5.5		5,009.63	000100	15.1
	3,600.00	013400	22.3		5,031.85	000100	1.7
	3,600.00	017400	124.1		5,047.00	000100	7.4
	3,640.00	000100	5.1		5,100.00	000100	1.9
	3,650.00	000100	4.7		5,197.00	000100	4.4
	3,650.00	013400	52.0		5,200.00	000100	8.0
	3,700.00	000100	6.1		5,220.00	000100	3.7
	3,711.00	000100	8.1		5,246.30	000100	10.0
	3,725.00	000100	4.0		5,250.00	000100	18.9
	3,750.00	000100	4.1		5,250.00	009500	1.1
	3,759.46	000100	8.2		5,251.33	000100	3.7
	3,775.00	011200	3.5		5,265.00	000100	13.0
	3,776.52	000100	7.0		5,300.00	000100	13.3
	3,800.00	000100	165.1		5,300.00	011300	4.3
	3,800.00	009500	2.9		5,300.00	020800	1.0
	3,800.00	011200	15.4		5,300.51	000100	11.1
	3,800.00	024500	2.0		5,400.00	011200	2.2
	3,810.00	017900	3.5		5,460.00	017400	22.7
	3,836.76	000100	179.2		5,500.00	000100	117.0
	3,862.50	000100	14.6		5,500.00	013800	7.3
	4,000.00	000100	218.4		5,500.00	016980	2.1
	4,000.00	009400	1.3		5,500.00	017400	10.9
	4,000.00	013400	7.3		5,517.00	070550	16.4
	4,000.00	013600	2.1		5,536.98	000100	1.6
	4,000.00	017400	11.8		5,549.00	000100	2.0
	4,000.00	017600	4.3		5,568.75	000100	3.6
	4,000.00	018900	4.5		5,582.96	000100	4.5
	4,036.69	000100	3.2		5,600.00	000100	3.3
	4,120.00	000100	15.7		5,602.00	000100	1.1
	4,125.00	000100	1.8		5,666.16	000100	5.2
	4,200.00	000100	15.6		5,672.25	021000	2.2
	4,200.00	021200	26.6		5,700.00	000100	3.8
	4,200.00	024800	2.8		5,700.00	016900	1.0
	4,206.75	000100	1.7		5,715.00	024500	4.0
	4,215.00	008000	8.0		5,720.00	000100	2.5
	4,222.01	000100	37.6		5,722.20	000100	19.9
	4,240.00	011600	21.5		5,750.00	000100	7.8
	4,243.93	000100	7.0		5,750.00	009500	4.0
	4,250.00	000100	127.8		5,750.00	021000	5.0
	4,250.00	009500	1.0		5,775.00	024500	11.3
	4,294.55	000100	5.0		5,800.00	000100	11.1
	4,300.00	000100	15.1		5,800.00	017800	3.8
	4,350.00	000100	24.7		5,800.00	024500	5.3
	4,400.00	000100	2.0		5,850.00	000100	5.0
	4,454.02	000100	2.3		5,850.00	016900	2.3
	4,500.00	000100	95.2		5,900.00	000100	5.1
	4,500.00	016900	3.8		5,967.00	000100	6.5
	4,500.00	017000	2.2		5,980.00	000100	1.4
	4,500.00	017400	1.9		6,000.00	000100	83.5
	4,500.00	018000	8.2		6,000.00	011300	2.2
	4,600.00	000100	17.7		6,000.00	014000	4.2
	4,700.00	000100	4.4		6,000.00	016900	5.5
	4,714.57	000100	8.1		6,000.00	021500	17.6
	4,721.68	000100	4.3		6,056.91	000100	3.4
	4,725.00	000100	6.1		6,100.00	000100	6.1
	4,729.00	000100	1.1		6,100.00	017800	4.0
	4,750.00	000100	18.1		6,150.00	024500	10.9
	4,750.00	013800	6.3		6,200.00	000100	22.7
	4,750.00	016900	8.4		6,200.00	019100	3.2
	4,750.00	019100	1.5		6,210.00	000100	6.4
	4,750.00	020800	5.3		6,216.00	000100	3.7
	4,767.00	025100	9.3		6,222.50	000100	3.7
	4,775.44	000100	105.1		6,240.00	000100	4.6
	4,785.35	000100	4.6		6,250.00	000100	105.5
	4,800.00	000100	6.1		6,250.00	021500	2.8
	4,800.00	016900	6.1		6,282.26	000100	0.8
	4,818.00	000100	2.2		6,296.00	000100	1.7
	4,915.00	019200	41.6		6,300.00	000100	1.2
	4,944.00	000100	4.6		6,480.00	000100	4.5
	4,950.00	000100	6.1		6,500.00	000100	35.5
	5,000.00	000100	93.0		6,500.00	013800	3.3
	5,000.00	011300	2.2		6,602.32	000100	2.1
	5,000.00	017800	2.1		6,650.00	017400	9.4
	5,000.00	021000	4.0		6,660.00	000100	4.0

**TABLE 8: BASE PRICE PAID TO GROWERS FOR GRAPES CRUSHED AND DELIVERED TO CALIFORNIA PROCESSORS FROM THE 2023 CROP WITH BRIX FACTORS AND PURCHASED TONNAGE, BY TYPE, VARIETY, REPORTING DISTRICT WHERE GROWN, AND WEIGHTED AVERAGE BASE PRICE**

District, Type, and Variety	Base Price	Brix	Tons	District, Type, and Variety	Base Price	Brix	Tons
	Per Ton	Factors			Per Ton	Factors	
	Dollars	Code <sup>1</sup>			Dollars	Code <sup>1</sup>	
<b>DISTRICT 8 (Cont'd)</b>							
Pinot Noir * (Cont'd)	6,709.00	000100	1.4		1,700.00	000100	5.4
	6,750.00	000100	7.4		1,800.00	000100	3.6
	6,750.00	017800	6.3		1,800.00	011400	2.0
	6,760.00	000100	3.9		1,824.00	013800	5.8
	6,850.00	021500	3.0		2,000.00	000100	98.8
	6,890.00	000100	4.0		2,100.00	017400	1.5
	6,900.00	000100	14.6		2,171.62	017800	3.1
	6,900.00	016900	6.1		2,200.00	000100	33.3
	6,930.00	000100	3.1		2,200.00	028100	12.5
	6,940.81	000100	5.4		2,238.01	020800	5.0
	6,960.45	017800	1.3		2,250.00	000100	14.9
	7,000.00	000100	6.0		2,300.00	000100	99.8
	7,000.00	019100	1.7		2,388.78	000100	44.7
	7,020.00	000100	5.1		2,414.29	000100	0.7
	7,145.00	000100	55.1		2,425.04	000100	6.3
	7,187.45	000100	3.9		2,500.00	000100	15.4
	7,187.50	000100	2.1		2,500.00	013600	1.6
	7,200.00	013800	1.4		2,500.00	020800	2.7
	7,202.83	000100	1.2		2,500.00	021200	5.5
	7,205.00	000100	0.4		2,650.00	021000	2.0
	7,216.19	000100	27.6		2,750.00	000100	3.4
	7,245.00	000100	0.4		2,778.69	000100	7.3
	7,250.00	000100	21.3		2,782.03	000100	13.8
	7,250.00	011300	2.4		2,800.00	000100	17.6
	7,250.00	013800	3.2		2,800.00	021000	1.0
	7,315.00	000100	4.6		2,850.00	000100	1.7
	7,322.62	000100	3.5		2,900.00	021000	3.3
	7,393.01	000100	4.6		3,000.00	000100	14.5
	7,500.00	000100	3.0		3,000.00	020800	8.4
	7,566.81	000100	2.1		3,500.00	000100	7.3
	7,805.56	000100	0.3		3,600.00	000100	1.4
	8,000.00	000100	12.1		4,000.00	000100	1.5
	8,100.00	000100	2.2		4,000.00	024300	0.5
	8,125.00	000100	1.4		4,245.00	000100	2.6
	8,263.00	000100	1.4		4,250.00	000100	1.6
	8,437.50	000100	1.8		4,800.00	000100	1.0
	8,500.00	017800	6.7	Wtd. Avg. Base & Total Tons	2,212.26		533.0
	8,645.00	000100	3.2	Souzao	2,000.00	000100	1.0
	9,504.00	000100	6.6		4,000.00	000100	0.3
	9,775.00	000100	21.5	Wtd. Avg. Base & Total Tons	2,461.54		1.3
	10,950.00	000100	2.1	St Macaire <sup>3</sup>	1,400.00	000100	74.3
Wtd. Avg. Base & Total Tons	2,244.82		17,247.0		1,650.00	000100	9.0
Primitivo	1,200.00	020800	2.3		1,800.00	000100	4.3
	1,350.00	000100	40.2		1,987.00	000100	6.9
	1,500.00	000100	17.2		2,500.00	000100	5.1
	1,583.82	025100	108.0	Wtd. Avg. Base & Total Tons	1,536.85		99.6
	1,693.29	028100	40.4	Syrah *	300.00	000100	25.9
	1,700.00	000100	20.6		700.00	000100	22.6
	1,900.00	000100	31.2		800.00	000100	122.6
	2,000.00	000100	23.4		800.00	017400	47.3
	2,400.00	028100	5.4		838.00	000100	5.0
	2,800.00	028100	17.4		1,000.00	000100	34.0
	2,900.00	000100	7.4		1,000.00	013800	2.6
	2,900.00	028100	3.8		1,100.00	000100	165.2
	3,000.00	000100	6.8		1,175.00	000100	25.2
Wtd. Avg. Base & Total Tons	1,783.25		324.1		1,200.00	000100	3.5
Refosco *	1,573.57	000100	29.9		1,200.00	013100	19.9
	1,800.00	000100	7.4		1,200.00	025100	59.6
	2,750.00	000100	1.5		1,250.00	000100	78.5
	2,800.00	000100	2.1		1,350.00	000100	46.3
	3,000.00	000100	0.5		1,400.00	000100	311.3
Wtd. Avg. Base & Total Tons	1,736.10		41.4		1,425.00	000100	90.0
Sagrantino	1,250.00	000100	2.9		1,450.00	000100	3.0
Wtd. Avg. Base & Total Tons	1,250.00		2.9		1,500.00	000100	240.4
					1,500.00	028820	23.5
Sangiovese *	500.00	000100	3.5		1,525.00	024500	43.0
	1,250.00	000100	37.1		1,550.00	000100	58.1
	1,250.00	013600	4.8		1,550.00	027500	136.4
	1,250.00	020800	1.6		1,590.38	000100	191.1
	1,500.00	000100	10.2		1,600.00	000100	187.5
	1,600.00	000100	24.3		1,600.00	024800	9.6



**TABLE 8: BASE PRICE PAID TO GROWERS FOR GRAPES CRUSHED AND DELIVERED TO CALIFORNIA PROCESSORS FROM THE 2023 CROP WITH BRIX FACTORS AND PURCHASED TONNAGE, BY TYPE, VARIETY, REPORTING DISTRICT WHERE GROWN, AND WEIGHTED AVERAGE BASE PRICE**

District, Type, and Variety	Base Price	Brix	Tons	District, Type, and Variety	Base Price	Brix	Tons
	Per Ton	Factors			Per Ton	Factors	
	Dollars	Code <sup>1</sup>			Dollars	Code <sup>1</sup>	
<b>DISTRICT 8 (Cont'd)</b>					3,000.00	011300	1.0
Syrah * (Cont'd)	1,620.00	028100	6.5		3,000.00	021000	4.5
	1,640.00	000100	87.8		3,000.00	024800	3.5
	1,645.00	000100	45.0		3,000.00	025100	0.8
	1,700.00	000100	250.5		3,017.00	021000	8.6
	1,750.00	000100	61.2		3,100.00	000100	6.8
	1,800.00	000100	143.0		3,150.00	000100	4.3
	1,800.00	024500	1.5		3,200.00	000100	15.5
	1,800.00	027500	81.3		3,200.00	017400	34.5
	1,850.00	000100	43.7		3,200.00	024500	21.8
	1,852.20	021000	241.2		3,200.00	024800	1.0
	1,900.00	000100	50.1		3,200.00	027500	19.4
	1,900.00	021000	3.1		3,250.00	000100	25.5
	1,900.00	024500	2.5		3,300.00	000100	17.0
	1,980.00	000100	38.3		3,300.00	020800	3.2
	2,000.00	000100	779.1		3,300.00	028100	14.2
	2,000.00	013600	4.6		3,317.00	070536	76.3
	2,000.00	021200	3.6		3,358.46	000100	6.5
	2,000.00	024500	3.2		3,480.00	000100	1.2
	2,000.00	025100	4.3		3,496.00	000100	7.0
	2,000.00	028100	7.4		3,500.00	000100	97.3
	2,017.00	019000	3.6		3,500.00	009500	2.3
	2,050.00	000100	4.6		3,500.00	013600	2.3
	2,100.00	000100	339.4		3,500.00	025100	1.5
	2,150.00	000100	7.2		3,500.00	026900	2.2
	2,200.00	000100	133.5		3,560.00	021000	2.2
	2,208.42	000100	165.6		3,600.00	000100	5.3
	2,228.07	000100	29.6		3,600.00	016900	4.0
	2,246.77	000100	5.1		3,605.00	000100	16.5
	2,250.00	000100	72.3		3,675.00	000100	4.8
	2,250.00	017800	20.0		3,675.00	024800	1.2
	2,257.20	020800	3.5		3,700.00	000100	8.6
	2,257.20	024800	5.0		3,700.00	017400	22.5
	2,269.54	000100	16.4		3,750.00	000100	5.1
	2,300.00	000100	49.9		3,750.00	018900	1.0
	2,350.00	000100	3.0		3,788.51	000100	12.0
	2,362.00	000100	2.6		3,797.68	000100	5.3
	2,375.00	024500	22.9		3,800.00	000100	21.2
	2,375.53	000100	42.9		3,800.00	013800	3.0
	2,375.53	017800	4.2		3,800.00	024800	2.8
	2,400.00	000100	4.9		3,886.71	000100	3.4
	2,400.00	020800	2.6		3,887.09	000100	2.9
	2,400.00	027500	22.5		3,900.00	000100	1.5
	2,400.00	028100	8.8		3,900.00	021500	38.4
	2,500.00	000100	220.0		3,914.00	000100	10.4
	2,500.00	013800	1.0		3,957.00	003200	25.3
	2,500.00	017000	1.9		3,975.00	011600	20.0
	2,500.00	017200	0.1		3,990.00	000100	7.0
	2,500.00	020800	0.5		4,000.00	000100	94.7
	2,500.00	021000	7.9		4,000.00	011100	4.0
	2,500.00	024500	43.8		4,000.00	027500	12.5
	2,575.00	000100	25.5		4,017.00	001700	3.5
	2,600.00	000100	120.4		4,031.67	000100	6.0
	2,600.00	028100	9.3		4,100.00	000100	3.0
	2,613.08	000100	26.2		4,125.00	000100	3.4
	2,620.95	000100	4.5		4,150.00	000100	8.6
	2,625.00	000100	10.2		4,150.00	025300	2.1
	2,642.00	000100	26.1		4,179.18	000100	37.3
	2,696.00	000100	2.6		4,180.31	000100	3.2
	2,700.00	000100	2.3		4,200.00	000100	37.5
	2,700.00	021000	1.0		4,200.00	024800	3.8
	2,750.00	000100	35.5		4,200.00	026500	2.2
	2,800.00	000100	18.9		4,200.00	027500	3.1
	2,800.00	011100	5.1		4,217.00	021000	11.5
	2,800.00	021200	4.0		4,223.00	000100	64.9
	2,800.00	021500	1.2		4,235.00	021000	1.1
	2,800.00	024500	2.5		4,250.00	000100	15.1
	2,850.00	000100	1.4		4,300.00	000100	1.3
	2,850.00	020900	3.2		4,300.00	027500	0.2
	2,900.00	000100	10.1		4,326.00	000100	1.6
	2,900.00	017200	10.6		4,350.00	000100	5.2
	2,969.41	000100	7.3		4,400.00	000100	5.4
	2,995.48	000100	24.1		4,400.00	013800	1.1
	3,000.00	000100	108.6		4,450.00	000100	13.8
	3,000.00	009400	3.2		4,450.00	021500	2.7

**TABLE 8: BASE PRICE PAID TO GROWERS FOR GRAPES CRUSHED AND DELIVERED TO CALIFORNIA PROCESSORS FROM THE 2023 CROP WITH BRIX FACTORS AND PURCHASED TONNAGE, BY TYPE, VARIETY, REPORTING DISTRICT WHERE GROWN, AND WEIGHTED AVERAGE BASE PRICE**

District, Type, and Variety	Base Price	Brix	Tons	District, Type, and Variety	Base Price	Brix	Tons
	Per Ton	Factors			Per Ton	Factors	
	Dollars	Code <sup>1</sup>			Dollars	Code <sup>1</sup>	
<b>DISTRICT 8 (Cont'd)</b>							
Syrah * (Cont'd)	4,478.00	017400	10.4		6,644.00	013800	3.2
	4,481.92	000100	4.1		6,757.00	000100	2.3
	4,500.00	000100	57.2		6,788.91	000100	8.3
	4,500.00	017200	2.2		6,800.00	000100	2.3
	4,600.00	000100	4.0		6,844.00	000100	1.5
	4,606.02	000100	1.6		6,881.04	000100	3.1
	4,635.00	000100	6.3		6,897.00	000100	3.7
	4,664.93	000100	1.7		6,904.02	000100	3.9
	4,700.00	000100	7.2		7,000.00	000100	17.1
	4,750.00	000100	54.4		7,000.00	018000	4.3
	4,750.00	006890	6.6		7,055.50	000100	2.5
	4,767.00	070539	1.6		7,061.65	025100	2.5
	4,775.00	000100	19.2		7,145.00	000100	18.3
	4,775.69	000100	1.4		7,214.65	000100	1.8
	4,800.00	000100	15.6		7,230.00	000100	4.6
	4,850.00	000100	4.0		7,242.00	000100	3.4
	4,866.67	000100	8.0		7,328.88	000100	3.2
	4,875.00	000100	1.4		7,418.75	000100	2.4
	4,950.00	000100	1.0		7,500.00	000100	13.4
	4,968.00	025100	5.0		7,952.36	025100	4.8
	5,000.00	000100	68.8		8,000.00	000100	66.0
	5,000.00	011300	1.8		8,000.00	018000	4.2
	5,000.00	016800	1.8		8,000.00	025100	2.3
	5,000.00	017400	1.0		8,196.26	018000	6.7
	5,000.00	018000	2.5		8,300.00	000100	7.0
	5,000.00	020800	1.1		8,355.44	000100	40.6
	5,000.00	025100	1.9		8,400.00	000100	6.0
	5,017.00	021000	11.9		8,500.00	000100	4.9
	5,058.00	027500	58.3		8,500.00	025100	3.8
	5,200.00	000100	3.7		8,640.00	000100	3.3
	5,250.00	000100	10.5		8,640.00	024800	1.4
	5,263.00	000100	0.9		8,640.00	025100	1.4
	5,280.00	000100	1.5		9,000.00	000100	1.3
	5,300.00	021500	7.0		9,864.00	000100	1.2
	5,317.00	024500	5.7		12,342.00	000100	1.4
	5,469.00	000100	2.8		14,000.00	000100	1.3
	5,500.00	000100	11.5	Wtd. Avg. Base & Total Tons	2,597.03		7,380.5
	5,500.00	027800	15.1	Tannat	850.00	000100	46.4
	5,501.15	000100	1.3		1,140.00	000100	4.1
	5,520.00	027500	30.1		1,175.00	000100	55.4
	5,525.00	000100	11.9		1,500.00	000100	0.7
	5,600.00	025100	1.3		1,700.00	000100	1.8
	5,612.92	000100	3.7		1,730.00	024500	3.5
	5,750.00	000100	6.9		1,800.00	000100	14.1
	5,783.00	021000	7.4		1,800.00	028100	3.0
	5,874.95	000100	2.5		1,860.00	000100	5.5
	5,890.00	000100	0.9		1,870.00	000100	10.4
	5,975.00	000100	2.8		1,900.00	000100	2.2
	5,992.46	000100	1.6		1,900.00	017600	1.1
	6,000.00	000100	33.0		1,900.00	024800	5.0
	6,000.00	017200	4.2		2,000.00	000100	25.5
	6,000.00	021000	16.7		2,000.00	028100	2.3
	6,000.00	025100	0.9		2,100.00	027800	4.6
	6,026.46	000100	22.8		2,200.00	024500	4.9
	6,118.67	000100	1.5		2,250.00	000100	2.1
	6,153.00	000100	3.8		2,400.00	000100	0.5
	6,200.00	000100	1.8		2,500.00	021000	1.2
	6,200.00	025100	2.4		2,500.00	028100	2.0
	6,210.00	018000	5.5		2,600.00	000100	4.0
	6,217.00	021000	2.4		2,600.00	024500	1.2
	6,241.55	000100	2.7		2,615.95	025100	10.4
	6,268.00	000100	1.2		2,800.00	028100	2.9
	6,300.00	000100	15.5		2,900.00	000100	1.0
	6,300.00	025100	1.5		3,000.00	000100	4.1
	6,310.00	000100	1.1		3,400.00	021200	1.6
	6,337.02	000100	2.2		3,500.00	000100	2.0
	6,500.00	000100	5.8		3,500.00	024800	2.0
	6,500.00	021200	2.5		3,800.00	000100	4.2
	6,500.00	024800	5.2		4,223.00	000100	4.1
	6,500.00	025100	1.3		4,750.00	000100	1.3
	6,508.00	000100	1.5		5,000.00	024800	1.6
	6,585.98	000100	3.0		5,000.00	025300	1.0
	6,600.00	025100	3.5		5,550.69	000100	1.4
	6,615.46	025100	2.7	Wtd. Avg. Base & Total Tons	1,795.37		239.1

**TABLE 8: BASE PRICE PAID TO GROWERS FOR GRAPES CRUSHED AND DELIVERED TO CALIFORNIA PROCESSORS  
FROM THE 2023 CROP WITH BRIX FACTORS AND PURCHASED TONNAGE, BY TYPE, VARIETY, REPORTING DISTRICT  
WHERE GROWN, AND WEIGHTED AVERAGE BASE PRICE**

District, Type, and Variety	Base Price	Brix	Tons	District, Type, and Variety	Base Price	Brix	Tons
	Per Ton	Factors			Per Ton	Factors	
	Dollars	Code <sup>1</sup>			Dollars	Code <sup>1</sup>	
<b>DISTRICT 8 (Cont'd)</b>							
Tempranillo *	1,000.00	000100	4.7		3,500.00	000100	1.0
	1,100.00	000100	17.5		5,000.00	000100	0.8
	1,500.00	000100	5.5	Wtd. Avg. Base & Total Tons	2,049.28		27.7
	1,600.00	000100	29.5				
	1,600.00	024800	50.1	Trousseau *	1,870.00	000100	5.1
	1,650.00	000100	13.7		2,900.00	000100	3.8
	1,700.00	000100	5.9	Wtd. Avg. Base & Total Tons	2,309.78		8.9
	1,750.00	000100	1.7				
	1,829.75	017600	4.5	Valdiguie *	1,000.00	000100	5.6
	1,850.00	024800	22.5		1,036.97	000100	15.6
	1,900.00	024800	3.2		1,325.01	000100	24.5
	2,000.00	000100	16.7		1,350.00	000100	9.8
	2,000.00	021000	0.9		1,500.00	000100	66.8
	2,099.53	000100	33.3		1,685.00	000100	9.4
	2,099.53	020800	2.0		1,700.00	000100	3.2
	2,200.00	000100	19.4		1,800.00	009400	6.0
	2,200.00	025100	2.0		2,000.00	000100	2.0
	2,205.00	027500	49.6		2,000.00	013600	1.5
	2,246.37	017800	1.1		2,500.00	000100	3.5
	2,300.00	000100	5.1		2,625.00	000100	2.8
	2,300.00	027500	35.7		2,900.00	000100	2.0
	2,400.00	000100	9.9		3,000.00	000100	21.8
	2,400.00	028100	7.6		3,200.00	000100	0.9
	2,471.01	000100	39.3		3,250.00	000100	2.6
	2,500.00	000100	5.5		3,300.00	000100	1.5
	2,500.00	021000	8.8		3,300.00	007900	2.6
	2,500.00	021200	4.2		3,360.00	000100	5.1
	2,600.00	000100	13.9		3,465.00	000100	4.0
	2,700.00	022800	4.3		3,500.00	000100	15.0
	2,750.00	000100	1.0		3,500.00	013600	1.1
	2,800.00	000100	15.7		3,700.00	000100	1.6
	2,800.00	021000	3.0		3,800.00	000100	6.3
	2,850.00	000100	8.8		3,800.00	007900	4.4
	2,900.00	021000	1.2		3,800.00	017200	1.4
	3,000.00	000100	2.5		4,000.00	000100	16.4
	3,200.00	000100	2.3		4,500.00	000100	3.6
	3,200.00	025400	1.6	Wtd. Avg. Base & Total Tons	39,271.04	000100	0.4
	3,300.00	000100	12.3		2,301.83		241.4
	3,500.00	000100	2.5				
	3,500.00	020800	2.2	Zinfandel	250.00	000100	12.9
	3,600.00	000100	4.6		300.00	000100	390.2
	3,750.00	000100	8.2		500.00	000100	22.4
	3,800.00	000100	4.2		805.41	000100	8.9
	4,000.00	007900	3.0		820.00	000100	14.2
	4,223.00	000100	9.4		850.00	000100	3.6
	4,500.00	000100	4.9		975.00	000100	45.3
	4,500.00	021200	0.8		975.00	064800	21.2
	5,167.00	000100	6.7		1,000.00	000100	11.9
	6,000.00	000100	1.4		1,200.00	000100	497.4
	6,200.00	000100	3.8		1,200.00	024800	10.6
	6,500.00	017400	1.0		1,200.00	026800	49.0
	7,000.00	000100	13.6		1,250.00	000100	25.4
Wtd. Avg. Base & Total Tons	2,469.74		532.8		1,250.00	013600	4.7
					1,300.00	000100	23.2
					1,350.00	000100	189.7
Teroldego	1,700.00	000100	48.9		1,400.00	000100	70.5
	1,800.00	000100	8.0		1,435.29	021000	226.7
	2,450.00	000100	3.2		1,500.00	000100	116.9
	2,781.00	000100	3.2		1,500.00	027600	9.4
	3,000.00	000100	2.6		1,563.03	028100	41.9
	3,037.26	000100	3.1		1,600.00	000100	72.9
	3,300.00	000100	2.7		1,700.00	000100	64.2
Wtd. Avg. Base & Total Tons	1,958.09		71.7		1,700.00	020800	2.3
					1,725.00	000100	26.2
Tinta Cao	3,856.06	000100	0.6		1,800.00	000100	113.2
Wtd. Avg. Base & Total Tons	3,856.06		0.6		1,870.00	000100	4.5
					1,900.00	000100	48.7
Touriga Nacional *	1,500.00	000100	1.8		2,000.00	000100	81.1
	1,800.00	024800	16.2		2,000.00	024800	34.3
	1,870.00	000100	5.6		2,000.00	025100	0.9
	2,482.91	000100	0.4		2,000.00	027600	2.5
	3,000.00	000100	1.1		2,043.50	024800	5.5
	3,300.00	017600	0.8		2,100.00	000100	57.6
					2,200.00	000100	42.8
					2,250.00	000100	7.5

**TABLE 8: BASE PRICE PAID TO GROWERS FOR GRAPES CRUSHED AND DELIVERED TO CALIFORNIA PROCESSORS FROM THE 2023 CROP WITH BRIX FACTORS AND PURCHASED TONNAGE, BY TYPE, VARIETY, REPORTING DISTRICT WHERE GROWN, AND WEIGHTED AVERAGE BASE PRICE**

District, Type, and Variety	Base Price	Brix	Tons	District, Type, and Variety	Base Price	Brix	Tons
	Per Ton	Factors			Per Ton	Factors	
	Dollars	Code <sup>1</sup>			Dollars	Code <sup>1</sup>	
<b>DISTRICT 8 (Cont'd)</b>							
Zinfandel (Cont'd)	2,290.53	000100	229.5		642.00	059593	978.6
	2,300.00	000100	45.8		646.83	000100	84.3
	2,350.00	000100	13.4		647.51	000100	3,037.3
	2,379.36	024500	10.3		647.52	000100	1,705.9
	2,400.00	000100	0.5		650.00	059595	364.3
	2,400.00	017800	1.2		800.00	000100	1,086.6
	2,400.00	021000	3.1		825.00	000100	499.9
	2,400.00	024600	8.9		1,100.00	000100	70.7
	2,400.00	030400	2.0		1,250.00	000100	13.9
	2,500.00	000100	182.5		1,250.00	009300	3.7
	2,500.00	013600	4.6		1,280.00	020800	3.2
	2,500.00	021000	1.6		1,400.00	020800	14.5
	2,500.00	021500	2.1		1,600.00	024800	1.7
	2,500.00	025100	2.3		2,200.00	014000	2.0
	2,500.00	027600	2.4	Wtd. Avg. Base & Total Tons	656.17		12,211.6
	2,500.00	028100	62.8				
	2,600.00	000100	4.8	Chenin Blanc	550.00	000100	6.1
	2,600.00	028100	10.9		700.00	000100	12.0
	2,650.00	028100	2.5		750.00	000100	0.5
	2,750.00	000100	8.7		1,100.00	000100	47.7
	2,800.00	000100	6.7		1,200.00	011100	1.0
	2,900.00	000100	147.6		1,250.00	000100	8.3
	2,950.00	000100	4.1		1,600.00	000100	3.8
	3,000.00	000100	60.8		1,600.00	008900	9.9
	3,000.00	020800	6.1	Wtd. Avg. Base & Total Tons	2,000.00	000100	0.1
	3,000.00	024600	1.2		1,099.50		89.4
	3,000.00	025100	2.6				
	3,000.00	028100	138.8	Cortese	1,400.00	000100	4.6
	3,200.00	000100	47.5		1,450.00	000100	17.1
	3,400.00	000100	21.7	Wtd. Avg. Base & Total Tons	1,439.40		21.7
	3,400.00	024500	23.2				
	3,500.00	000100	164.1	Falaghina Greco <sup>2</sup>	1,450.00	000100	5.7
	3,500.00	027600	3.1	Wtd. Avg. Base & Total Tons	1,450.00		5.7
	3,750.00	000100	2.7				
	4,000.00	000100	53.9	Fiano	1,200.00	010700	1.9
	4,000.00	017800	5.8		1,500.00	000100	1.7
	4,000.00	024500	1.1		2,000.00	000100	0.4
	4,457.56	006890	13.0	Wtd. Avg. Base & Total Tons	1,407.50		4.0
	4,500.00	000100	31.5				
	4,500.00	021200	1.8	French Colombard	210.00	001700	1,291.0
	4,500.00	025100	1.9		750.00	000100	0.5
	5,364.99	000100	1.9	Wtd. Avg. Base & Total Tons	2,000.00	000100	1.1
	5,950.00	000100	3.4		211.73		1,292.6
	6,153.00	000100	15.3				
	7,000.00	000100	12.2	Gewurztraminer	2,080.00	013600	1.7
	9,167.06	000100	23.1	Wtd. Avg. Base & Total Tons	2,080.00		1.7
Wtd. Avg. Base & Total Tons	1,936.59		3,755.2				
				Grenache Blanc *	1,500.00	013600	1.0
Other Red Wine <sup>4</sup>	1,250.00	020800	3.1	Wtd. Avg. Base & Total Tons	1,500.00		1.0
	1,250.00	021200	2.1				
	1,500.00	000100	5.1	Gruner Veltliner	2,200.00	013600	1.0
	1,500.00	017400	1.5	Wtd. Avg. Base & Total Tons	2,200.00		1.0
	1,735.00	028100	5.7				
	1,800.00	000100	9.0	Malvasia Bianca	750.00	000100	0.6
	1,800.00	013400	0.9		2,000.00	000100	0.2
	1,900.00	000100	1.8	Wtd. Avg. Base & Total Tons	1,062.50		0.8
	2,000.00	000100	3.2				
	2,100.00	017200	1.3	Marsanne	1,500.00	013600	0.3
	2,750.00	000100	2.0	Wtd. Avg. Base & Total Tons	1,500.00		0.3
	2,800.00	017200	1.0				
	3,000.00	000100	9.3	Muscat Blanc *	1,290.50	000100	255.3
	4,500.00	000100	4.7	Wtd. Avg. Base & Total Tons	1,290.50		255.3
Wtd. Avg. Base & Total Tons	2,248.71		50.7				
				Muscat Orange	377.05	000100	195.6
					1,700.00	000100	7.0
				Wtd. Avg. Base & Total Tons	422.76		202.6
<b>DISTRICT 9</b>							
<b>Wine Grapes (White)</b>							
Albarino *	1,050.00	017600	16.3	Picpoul Blanc	750.00	000100	0.4
Wtd. Avg. Base & Total Tons	1,050.00		16.3		2,200.00	000100	2.0
					2,300.00	009400	1.2
Chardonnay *	275.00	000100	11.9	Wtd. Avg. Base & Total Tons	2,072.22		3.6
	550.00	000100	4.2				
	575.00	059595	658.1	Pinot Gris *	505.00	039720	1,321.7
	600.00	017200	2,831.4		525.00	013400	1,610.9
	626.83	000100	839.4		600.00	000100	1,238.2

**TABLE 8: BASE PRICE PAID TO GROWERS FOR GRAPES CRUSHED AND DELIVERED TO CALIFORNIA PROCESSORS FROM THE 2023 CROP WITH BRIX FACTORS AND PURCHASED TONNAGE, BY TYPE, VARIETY, REPORTING DISTRICT WHERE GROWN, AND WEIGHTED AVERAGE BASE PRICE**

District, Type, and Variety	Base Price	Brix	Tons	District, Type, and Variety	Base Price	Brix	Tons
	Per Ton	Factors			Per Ton	Factors	
	Dollars	Code <sup>1</sup>			Dollars	Code <sup>1</sup>	
<b>DISTRICT 9 (Cont'd)</b>							
Pinot Gris * (Cont'd)	622.25	000100	495.4	Blaufraenkisch *	2,000.00	000100	3.9
	1,550.00	000100	6.0		2,000.00	013600	1.0
Wtd. Avg. Base & Total Tons	550.85		4,672.2		2,200.00	013600	1.0
				Wtd. Avg. Base & Total Tons	2,033.90		5.9
Roussanne	1,250.00	009300	6.4	Cabernet Franc	1,250.00	017600	1.6
Wtd. Avg. Base & Total Tons	1,250.00		6.4		1,500.00	014000	1.0
					2,500.00	014000	1.1
Sauvignon Blanc *	300.00	013100	89.0	Wtd. Avg. Base & Total Tons	1,689.19		3.7
	550.00	000100	750.7				
	580.77	000100	166.0	Cabernet Sauvignon	525.00	067600	726.1
	580.78	000100	559.2		550.00	000100	16.2
	601.12	000100	560.8		592.00	067605	1,490.7
	700.00	017200	10.0		694.59	000100	1,396.1
	975.00	000100	2.3		714.89	000100	158.0
	1,200.00	000100	0.8		750.00	000100	0.5
	1,250.00	009300	2.6		766.16	000100	203.6
	2,000.00	022600	1.5		766.16	068300	168.1
	2,200.00	013600	2.0		800.00	000100	362.6
Wtd. Avg. Base & Total Tons	568.20		2,144.9		850.00	000100	413.1
					1,200.00	000100	0.3
Semillon	2,000.00	000100	1.5		1,250.00	017600	15.2
Wtd. Avg. Base & Total Tons	2,000.00		1.5		2,400.00	000100	1.5
					4,500.00	022800	4.5
Verdejo	2,000.00	000100	1.0	Wtd. Avg. Base & Total Tons	670.81		4,956.5
Wtd. Avg. Base & Total Tons	2,000.00		1.0				
				Carignane	2,300.00	000100	7.5
Verdelho	2,082.75	000100	182.4	Wtd. Avg. Base & Total Tons	2,300.00		7.5
Wtd. Avg. Base & Total Tons	2,082.75		182.4				
				Cinsaut *	2,200.00	000100	2.0
Vermentino *	1,454.34	000100	488.0		2,500.00	011300	1.0
	2,200.00	000100	2.0	Wtd. Avg. Base & Total Tons	2,300.00		3.0
	2,200.00	013600	1.0				
	2,300.00	000100	6.9	Counoise	2,200.00	000100	5.6
	2,300.00	007900	1.8	Wtd. Avg. Base & Total Tons	2,500.00	006800	3.0
Wtd. Avg. Base & Total Tons	1,473.54		499.7		2,304.65		8.6
Viognier	900.00	017200	10.0	Dornfelder	1,800.00	024500	5.0
	1,000.00	000100	0.8	Wtd. Avg. Base & Total Tons	1,800.00		5.0
	1,250.00	017600	8.6				
	1,500.00	013600	0.1	Durif	750.00	000100	0.3
	1,500.00	022800	3.0		1,150.00	000100	0.7
	1,672.00	000100	86.4	Wtd. Avg. Base & Total Tons	1,030.00		1.0
Wtd. Avg. Base & Total Tons	1,557.95		108.9				
				Grenache *	550.00	000100	2.6
White Riesling *	750.00	000100	0.5		1,000.00	022800	2.4
	1,600.00	013100	1.5		1,100.00	000100	4.9
	2,740.00	010900	3.9		1,250.00	009300	7.0
Wtd. Avg. Base & Total Tons	2,281.53		5.9		1,250.00	017600	5.5
					1,375.00	013600	18.0
Other White Wine <sup>4</sup>	1,100.00	001400	10.9		1,500.00	013600	1.4
	1,200.00	000100	1.6		2,000.00	000100	4.7
	1,200.00	010700	1.1		2,200.00	000100	11.3
	1,600.00	013100	1.6		3,500.00	000100	2.5
	2,000.00	000100	0.2	Wtd. Avg. Base & Total Tons	1,570.56		60.3
	2,200.00	013600	1.0				
	2,300.00	007900	4.5	Malbec	500.00	013600	0.5
Wtd. Avg. Base & Total Tons	1,470.81		20.9		550.00	000100	3.2
					650.00	067605	712.9
<b>Wine Grapes (Red)</b>					771.00	060905	269.3
Aglianico	2,000.00	020800	3.0		800.00	000100	317.3
Wtd. Avg. Base & Total Tons	2,000.00		3.0		850.00	000100	295.6
					1,250.00	017600	8.0
Alicante Bouschet *	1,250.00	017600	1.6	Wtd. Avg. Base & Total Tons	1,650.00	000100	5.0
Wtd. Avg. Base & Total Tons	1,250.00		1.6		742.26		1,611.8
Barbera	1,050.00	017600	3.2	Merlot	608.50	000100	317.1
	1,100.00	000100	16.0		2,200.00	013600	2.0
	1,500.00	000100	5.3	Wtd. Avg. Base & Total Tons	618.47		319.1
	1,750.00	000100	3.0				
	1,800.00	024500	2.4	Montepulciano	2,200.00	000100	3.3
	1,850.00	027600	3.5	Wtd. Avg. Base & Total Tons	2,200.00		3.3
	2,000.00	024500	1.8				
	2,200.00	013600	2.0				
Wtd. Avg. Base & Total Tons	1,423.52		37.2				

**TABLE 8: BASE PRICE PAID TO GROWERS FOR GRAPES CRUSHED AND DELIVERED TO CALIFORNIA PROCESSORS  
FROM THE 2023 CROP WITH BRIX FACTORS AND PURCHASED TONNAGE, BY TYPE, VARIETY, REPORTING DISTRICT  
WHERE GROWN, AND WEIGHTED AVERAGE BASE PRICE**

District, Type, and Variety	Base Price	Brix	Tons	District, Type, and Variety	Base Price	Brix	Tons
	Per Ton	Factors			Per Ton	Factors	
	Dollars	Code <sup>1</sup>			Dollars	Code <sup>1</sup>	
<b>DISTRICT 9 (Cont'd)</b>					1,500.12	000100	347.5
Mourvedre *	750.00	000100	0.3		2,200.00	024800	5.3
	1,250.00	017600	6.5	Wtd. Avg. Base & Total Tons	1,443.93		479.6
	2,000.00	013600	0.3				
	2,000.00	020800	3.3	Tempranillo *	600.00	067605	212.3
	2,200.00	000100	6.3		828.80	000100	107.5
Wtd. Avg. Base & Total Tons	1,761.08		16.7		1,000.00	000100	1.2
					1,250.00	009300	4.1
Nebbiolo	2,200.00	013600	4.0		1,250.00	017600	20.1
Wtd. Avg. Base & Total Tons	2,200.00		4.0		1,400.00	000100	6.0
					1,500.00	013600	0.3
Negroamaro	1,200.00	020800	1.0		1,900.00	024800	2.0
Wtd. Avg. Base & Total Tons	1,200.00		1.0	Wtd. Avg. Base & Total Tons	2,200.00	013600	2.0
					745.36		355.5
Nero D'avola *	2,200.00	013600	2.0	Teroldego	175.00	000100	4.3
Wtd. Avg. Base & Total Tons	2,200.00		2.0		675.00	067605	720.0
					750.00	000100	0.5
Petit Verdot	18.00	000100	83.2		800.00	000100	481.4
	167.00	000100	2.6		874.46	000100	131.5
	170.00	000100	1.5		874.47	000100	324.1
	542.00	067605	90.0		1,200.00	024400	0.6
	550.00	000100	0.6		1,650.00	000100	5.0
	650.00	067605	825.0	Wtd. Avg. Base & Total Tons	767.44		1,667.4
	750.00	000100	0.5				
	800.00	000100	689.5	Trousseau *	2,300.00	000100	3.5
	850.00	000100	301.8	Wtd. Avg. Base & Total Tons	2,300.00		3.5
	856.00	064535	181.1				
	1,250.00	017600	5.8	Valdiguie *	2,300.00	000100	16.1
Wtd. Avg. Base & Total Tons	714.30		2,181.6	Wtd. Avg. Base & Total Tons	2,300.00		16.1
Petite Sirah	500.00	000100	0.5	Zinfandel	1,500.00	000100	2.4
	650.00	067605	372.1		1,500.00	013600	0.7
	665.00	000100	143.5		2,000.00	000100	10.3
	800.00	000100	2,137.4		2,000.00	003650	0.8
	850.00	000100	299.1	Wtd. Avg. Base & Total Tons	1,890.85		14.2
	883.02	000100	367.9				
	1,250.00	017600	49.1	Other Red Wine <sup>4</sup>	2,200.00	013600	2.0
	1,500.00	013600	0.2		2,300.00	000100	8.1
	1,700.00	000100	6.0	Wtd. Avg. Base & Total Tons	2,280.20		10.1
	1,800.00	000100	3.0				
Wtd. Avg. Base & Total Tons	800.24		3,378.8	<b>DISTRICT 10</b>			
				<b>Table Grapes</b>			
Pinot Noir *	2,000.00	000100	3.0	Other Table <sup>4</sup>	1,500.00	000100	0.8
	3,000.00	014000	20.8	Wtd. Avg. Base & Total Tons	1,500.00		0.8
	3,100.00	021000	3.9				
	3,300.00	014000	5.4	<b>Wine Grapes (White)</b>			
	5,000.00	000100	3.9	Albarino *	1,600.00	017100	3.2
Wtd. Avg. Base & Total Tons	3,184.05		37.0		1,700.00	000100	3.9
					1,800.00	000100	4.4
Primitivo	1,150.00	000100	0.4		1,850.00	000100	1.9
	1,500.00	000100	3.9		1,900.00	000100	3.1
	2,200.00	000100	5.2		2,000.00	011400	1.2
Wtd. Avg. Base & Total Tons	1,868.42		9.5	Wtd. Avg. Base & Total Tons	1,778.25		17.7
Sangiovese *	1,000.00	000100	0.8	Chardonnay *	500.00	000100	1.0
	2,200.00	013600	2.0		1,167.00	000100	2.0
Wtd. Avg. Base & Total Tons	1,857.14		2.8		1,300.00	000100	6.2
					1,300.00	020800	3.0
Syrah *	450.00	000100	2.8		1,400.00	000100	2.8
	500.00	067605	239.8		1,400.00	020800	8.1
	850.00	000100	248.6		1,400.00	021000	23.8
	1,000.00	000100	1.5		1,500.00	000100	139.2
	1,200.00	022800	3.4		1,600.00	000100	12.0
	1,250.00	017600	8.1		1,600.00	013100	1.0
	1,300.00	024500	16.6		1,750.00	000100	8.2
	1,500.00	013600	0.2		1,800.00	000100	3.0
	1,850.00	027600	2.3		1,800.00	021200	0.7
	2,000.00	021000	0.8		1,822.00	000100	0.1
	2,200.00	000100	1.2		1,850.00	000100	4.0
Wtd. Avg. Base & Total Tons	720.64		525.3		1,980.00	000100	1.5
					1,980.00	017400	2.7
Tannat	825.00	000100	45.4		2,000.00	000100	1.6
	1,500.00	000100	11.3		2,054.00	000100	15.6
	1,500.00	060905	70.1		2,100.00	000100	5.5

**TABLE 8: BASE PRICE PAID TO GROWERS FOR GRAPES CRUSHED AND DELIVERED TO CALIFORNIA PROCESSORS  
FROM THE 2023 CROP WITH BRIX FACTORS AND PURCHASED TONNAGE, BY TYPE, VARIETY, REPORTING DISTRICT  
WHERE GROWN, AND WEIGHTED AVERAGE BASE PRICE**

District, Type, and Variety	Base Price	Brix	Tons	District, Type, and Variety	Base Price	Brix	Tons
	Per Ton	Factors			Per Ton	Factors	
	Dollars	Code <sup>1</sup>			Dollars	Code <sup>1</sup>	
<b>DISTRICT 10 (Cont'd)</b>				Picpoul Blanc	1,000.00	000100	1.1
Chardonnay * (Cont'd)	2,106.25	021000	3.7		1,600.00	000100	1.0
	2,300.00	000100	2.8		2,000.00	000100	4.8
	2,600.00	018000	62.1		2,000.00	010900	2.0
	3,300.00	000100	11.3		2,200.00	000100	6.4
	3,900.00	000100	4.8		2,400.00	000100	2.6
Wtd. Avg. Base & Total Tons	1,862.19		326.7		2,500.00	000100	1.5
					2,700.00	000100	2.4
Chenin Blanc	1,500.00	013100	1.3	Wtd. Avg. Base & Total Tons	2,149.08		21.8
	1,600.00	010700	8.9				
	1,800.00	009100	0.5	Pinot Gris *	500.00	000100	3.9
	2,000.00	000100	7.5		1,000.00	010700	16.0
	2,000.00	009100	0.6		1,200.00	000100	16.3
	2,100.00	013400	2.0		1,400.00	020800	7.0
	2,100.00	013600	2.7		1,500.00	000100	16.5
	2,500.00	000100	1.1		1,850.00	000100	6.9
Wtd. Avg. Base & Total Tons	1,866.26		24.6	Wtd. Avg. Base & Total Tons	3,900.00	000100	1.0
					1,312.50		67.6
Clairette Blanche <sup>2</sup>	1,500.00	014000	2.3	Roussanne	1,750.00	000100	2.6
	2,400.00	000100	0.4		1,750.00	017400	4.1
Wtd. Avg. Base & Total Tons	1,633.33		2.7		1,800.00	000100	6.4
					2,000.00	000100	3.4
Cortese	1,450.00	011400	1.0		2,000.00	013100	2.0
Wtd. Avg. Base & Total Tons	1,450.00		1.0		2,000.00	017000	0.6
					2,000.00	020800	3.4
Falaghina Greco <sup>2</sup>	1,450.00	011400	1.0		2,200.00	000100	3.0
	1,500.00	013100	0.2		2,400.00	000100	5.2
	1,900.00	013100	2.5	Wtd. Avg. Base & Total Tons	1,991.04		30.7
	1,950.00	011400	1.0				
	1,950.00	013600	1.5	Sauvignon Blanc *	600.00	010700	264.3
	2,000.00	000100	1.9		1,100.00	000100	10.0
Wtd. Avg. Base & Total Tons	1,873.46		8.1		1,350.00	000100	1.5
					1,350.00	017800	2.0
Fiano	1,200.00	000100	1.2		1,380.00	000100	33.5
	1,500.00	013100	0.1		1,400.00	021000	23.0
	1,950.00	011400	1.3		1,500.00	000100	113.4
	1,950.00	021200	4.6		1,525.00	000100	1.8
	2,000.00	017000	3.4		1,600.00	000100	3.6
	2,200.00	011100	1.9		1,600.00	017200	3.1
	2,500.00	013400	3.0		1,640.00	000100	2.0
Wtd. Avg. Base & Total Tons	2,037.10		15.5		1,650.00	000100	3.7
					1,700.00	000100	13.6
Grenache Blanc *	1,600.00	020800	12.4		1,750.00	000100	3.5
	1,800.00	000100	2.6		1,800.00	000100	10.9
	2,000.00	017000	0.6		1,800.00	017200	3.3
	2,250.00	018000	7.3		1,800.00	020800	9.9
	2,300.00	009100	1.5		1,800.00	021800	3.3
	2,400.00	000100	3.1		2,000.00	000100	14.1
	2,464.38	000100	4.5		2,000.00	020800	8.1
	2,700.00	000100	8.0		2,600.00	018000	13.9
Wtd. Avg. Base & Total Tons	2,143.12		40.0	Wtd. Avg. Base & Total Tons	1,114.82		542.5
Malvasia Bianca	1,200.00	000100	1.6	Semillon	1,500.00	000100	14.5
Wtd. Avg. Base & Total Tons	1,200.00		1.6		1,600.00	000100	10.8
					1,650.00	011100	2.1
Marsanne	1,800.00	000100	2.8		1,800.00	000100	2.0
	2,000.00	000100	4.5	Wtd. Avg. Base & Total Tons	1,567.86		29.4
	2,200.00	000100	4.7				
	2,600.00	018000	3.2	Tocai Friulano	2,200.00	000100	2.0
Wtd. Avg. Base & Total Tons	2,151.32		15.2	Wtd. Avg. Base & Total Tons	2,200.00		2.0
Moscato Gaillo *	2,000.00	000100	2.6	Verdejo	1,350.00	020800	4.1
Wtd. Avg. Base & Total Tons	2,000.00		2.6		1,800.00	000100	4.1
					1,575.00		8.2
Muscat Blanc *	1,200.00	000100	3.2	Wtd. Avg. Base & Total Tons	1,575.00		8.2
	1,600.00	013400	0.5				
Wtd. Avg. Base & Total Tons	1,254.05		3.7	Verdelho	1,000.00	011400	1.0
					1,200.00	000100	7.0
Muscat Of Alexandria	1,800.00	018000	3.4		1,600.00	000100	2.9
	2,000.00	000100	3.5		2,000.00	000100	1.8
	2,000.00	011400	0.2	Wtd. Avg. Base & Total Tons	1,388.98		12.7
Wtd. Avg. Base & Total Tons	1,904.23		7.1				
				Vermentino *	1,000.00	013100	1.3
					1,400.00	000100	1.0
					1,500.00	000100	10.7

**TABLE 8: BASE PRICE PAID TO GROWERS FOR GRAPES CRUSHED AND DELIVERED TO CALIFORNIA PROCESSORS FROM THE 2023 CROP WITH BRIX FACTORS AND PURCHASED TONNAGE, BY TYPE, VARIETY, REPORTING DISTRICT WHERE GROWN, AND WEIGHTED AVERAGE BASE PRICE**

District, Type, and Variety	Base Price	Brix	Tons	District, Type, and Variety	Base Price	Brix	Tons
	Per Ton	Factors			Per Ton	Factors	
	Dollars	Code <sup>1</sup>			Dollars	Code <sup>1</sup>	
<b>DISTRICT 10 (Cont'd)</b>					1,600.00	029200	0.9
Vermentino * (Cont'd)	1,600.00	000100	44.1		1,750.00	000100	2.7
	1,700.00	000100	3.6	Wtd. Avg. Base & Total Tons	1,462.74		10.6
	1,800.00	000100	2.0				
	1,850.00	000100	4.6	Barbera	870.00	000100	5.8
	1,873.86	000100	7.8		1,000.00	000100	32.1
	1,900.00	013400	4.0		1,200.00	000100	4.3
	2,000.00	000100	3.6		1,450.00	025100	3.0
	2,000.00	017000	8.6		1,485.00	000100	4.7
	2,250.00	010900	5.5		1,500.00	000100	3.8
	2,300.00	000100	1.9		1,600.00	000100	15.8
	2,300.00	009100	1.5		1,600.00	021200	2.4
	2,300.00	014000	2.0		1,600.00	027600	3.0
Wtd. Avg. Base & Total Tons	2,400.00	000100	4.0		1,700.00	000100	71.7
	1,775.43		106.2		1,718.00	000100	5.8
					1,740.00	000100	3.0
Viognier	1,000.00	011100	1.2		1,740.55	000100	9.3
	1,200.00	021000	4.1		1,750.00	000100	51.9
	1,500.00	000100	7.9		1,750.00	011400	1.0
	1,527.50	000100	2.0		1,750.00	021200	6.9
	1,600.00	000100	2.0		1,750.00	022900	2.4
	1,600.00	024500	1.0		1,750.00	025300	3.2
	1,650.00	000100	4.5		1,750.77	025100	2.5
	1,700.00	000100	4.6		1,751.00	000100	25.2
	1,700.00	017400	3.2		1,777.90	025450	2.1
	1,700.00	021200	0.8		1,800.00	000100	70.6
	1,750.00	024500	2.6		1,800.00	003200	45.7
	1,766.67	018000	2.1		1,800.00	018000	9.0
	1,800.00	000100	7.2		1,800.00	020800	6.7
	1,837.01	025100	2.9		1,800.00	027500	3.0
	1,850.00	000100	3.9		1,800.00	027600	28.4
	2,000.00	000100	5.9		1,800.00	029125	1.6
	2,000.00	017000	0.6		1,803.24	000100	70.1
	2,000.00	017300	11.0		1,850.00	000100	9.8
	2,000.00	021100	1.1		1,850.00	017400	2.0
	2,200.00	000100	3.0		1,850.00	018000	6.0
	2,200.00	011800	2.1		1,852.00	000100	22.7
	2,300.00	024500	4.9		1,900.00	000100	24.4
	2,400.00	024500	1.0		1,900.00	020800	4.3
	2,464.38	000100	1.5		1,900.00	025100	0.9
	2,500.00	000100	1.3		1,920.00	000100	17.2
	2,600.00	018000	5.3		1,950.00	000100	8.5
	3,600.00	000100	1.8		1,985.70	017200	3.3
	4,000.00	000100	0.7		1,986.00	000100	14.6
	4,000.00	020800	3.2		1,988.00	000100	14.0
Wtd. Avg. Base & Total Tons	1,997.10		93.4		1,997.00	003200	5.3
					2,000.00	000100	32.9
White Riesling *	1,458.00	000100	3.5		2,000.00	017400	5.5
Wtd. Avg. Base & Total Tons	1,458.00		3.5		2,000.00	018000	4.5
					2,000.00	021200	3.4
Other White Wine <sup>4</sup>	1,000.00	000100	2.6		2,000.00	024500	7.9
	1,300.00	000100	0.7		2,000.00	029200	1.8
	1,500.00	000100	5.9		2,050.00	029125	5.1
	1,900.00	000100	1.8		2,150.00	000100	4.5
	1,950.00	000100	3.7		2,200.00	000100	3.0
	2,000.00	000100	5.1		2,200.00	020800	1.1
	2,200.00	000100	0.5		2,200.00	023500	5.1
	2,300.00	013100	0.8		2,200.00	029200	4.6
	2,400.00	000100	4.2		2,236.27	000100	11.0
	4,000.00	020800	2.0		2,400.00	027600	7.7
Wtd. Avg. Base & Total Tons	1,985.90		27.3		2,464.38	000100	12.2
					2,500.00	021000	0.6
<b>Wine Grapes (Red)</b>					2,600.00	018000	16.4
Aglianico	1,200.00	014100	1.5		2,800.00	011100	1.0
	1,700.00	000100	0.8		2,800.00	022100	6.3
	1,800.00	000100	1.6		3,200.00	000100	2.1
	1,950.00	011400	1.5		3,200.00	021000	1.4
	2,000.00	000100	1.4		3,400.00	000100	4.4
	2,200.00	018000	3.6	Wtd. Avg. Base & Total Tons	1,840.05		770.5
	2,800.00	000100	0.9				
Wtd. Avg. Base & Total Tons	1,965.04		11.3	Cabernet Franc	900.00	000100	1.0
					1,400.00	000100	3.0
Alicante Bouschet *	1,000.00	000100	1.9		1,500.00	013800	1.5
	1,200.00	000100	1.8		1,600.00	000100	5.0
	1,600.00	000100	3.3		1,600.00	021200	5.0



**TABLE 8: BASE PRICE PAID TO GROWERS FOR GRAPES CRUSHED AND DELIVERED TO CALIFORNIA PROCESSORS  
FROM THE 2023 CROP WITH BRIX FACTORS AND PURCHASED TONNAGE, BY TYPE, VARIETY, REPORTING DISTRICT  
WHERE GROWN, AND WEIGHTED AVERAGE BASE PRICE**

District, Type, and Variety	Base Price	Brix	Tons	District, Type, and Variety	Base Price	Brix	Tons
	Per Ton	Factors			Per Ton	Factors	
	Dollars	Code <sup>1</sup>			Dollars	Code <sup>1</sup>	
<b>DISTRICT 10 (Cont'd)</b>							
Cabernet Franc (Cont'd)	1,600.00	027600	2.8		1,750.00	021000	2.2
	1,760.00	000100	27.1		1,800.00	000100	1.9
	1,800.00	000100	157.5		1,850.00	000100	1.6
	1,800.00	024500	1.8	Wtd. Avg. Base & Total Tons	2,000.00	000100	2.2
	1,850.00	000100	7.9		1,751.85		16.2
	1,900.00	000100	1.5				
	1,910.42	025100	1.4	Cinsaut *	1,600.00	027600	7.8
	2,000.00	000100	7.2		1,664.15	000100	2.7
	2,000.00	017000	0.8		1,800.00	000100	0.8
	2,009.00	025300	1.6		1,800.00	024600	4.4
	2,100.00	000100	3.5		1,900.00	014000	1.8
	2,300.00	000100	2.2		2,000.00	000100	4.4
	2,500.00	000100	10.2		2,100.00	000100	9.7
	2,500.00	017200	2.0		2,200.00	000100	15.1
	2,600.00	018000	11.3		2,800.00	000100	0.5
	2,800.00	000100	3.8	Wtd. Avg. Base & Total Tons	2,800.00	011650	1.0
	1,877.37		258.1		1,998.82		48.2
Cabernet Sauvignon	625.00	000100	519.4	Counoise	1,800.00	000100	0.5
	1,000.00	000100	3.4		2,200.00	009400	0.5
	1,000.00	013800	0.5	Wtd. Avg. Base & Total Tons	2,300.00	014000	3.6
	1,200.00	000100	3.3		2,234.78		4.6
	1,200.00	014100	4.1				
	1,300.00	000100	138.4	Dolcetto	1,150.00	000100	8.9
	1,400.00	000100	22.3		1,200.00	020800	1.2
	1,400.00	021200	4.8		1,600.00	000100	5.1
	1,500.00	000100	2.5		1,800.00	000100	2.6
	1,500.00	018100	24.3	Wtd. Avg. Base & Total Tons	1,800.00	018000	5.1
	1,500.00	020800	2.7		1,471.40		22.9
	1,600.00	000100	21.5	Durif	2,000.00	020800	4.0
	1,600.00	013800	1.0	Wtd. Avg. Base & Total Tons	2,000.00		4.0
	1,600.00	021200	2.4				
	1,600.00	027600	10.7	Gamay Noir Au Jus Blanc	1,500.00	020800	4.7
	1,700.00	000100	440.1		2,800.00	000100	21.4
	1,700.00	014000	2.0		2,800.00	011100	15.7
1,700.00	024500	1.0	Wtd. Avg. Base & Total Tons	2,900.00	011400	0.5	
1,750.00	021200	1.9		2,656.74		42.3	
1,800.00	000100	445.8	Graciano	1,500.00	020800	1.0	
1,800.00	021200	6.5		1,600.00	027600	2.7	
1,800.00	024800	95.8		3,300.00	000100	0.2	
1,850.00	000100	3.7		3,600.00	000100	0.1	
1,900.00	000100	45.4	Wtd. Avg. Base & Total Tons	3,800.00	013400	1.4	
1,900.00	018000	9.5		2,251.85		5.4	
2,000.00	000100	73.3	Grenache *	1,100.00	000100	2.2	
2,000.00	027700	2.3		1,250.00	013600	1.0	
2,100.00	000100	3.6		1,300.00	000100	2.1	
2,100.00	021800	2.7		1,400.00	000100	3.3	
2,200.00	018000	10.6		1,500.00	000100	1.7	
2,200.00	021200	4.1		1,500.00	024500	1.8	
2,200.00	023500	2.0		1,600.00	000100	1.1	
2,200.00	024800	46.4		1,600.00	027600	2.1	
2,400.00	020800	1.8		1,680.00	000100	11.8	
2,400.00	027700	0.9		1,700.00	000100	1.0	
2,500.00	000100	8.1		1,750.00	000100	1.9	
2,500.00	013800	1.4		1,750.00	013800	1.5	
2,500.00	018000	17.9		1,800.00	000100	43.4	
2,500.00	021000	0.6		1,800.00	018000	5.7	
2,600.00	000100	40.9		1,800.00	021800	2.1	
2,600.00	018000	18.4		1,850.00	000100	4.4	
3,282.00	000100	13.1		1,850.00	024500	1.9	
3,900.00	000100	21.1	Wtd. Avg. Base & Total Tons	1,875.00	000100	5.1	
1,522.43		2,082.2		1,900.00	000100	5.9	
Carignane	1,600.00	000100	2.4		1,900.00	008000	1.4
	1,750.00	000100	2.8		1,925.00	000100	2.0
	1,850.00	000100	1.6		1,951.71	000100	9.5
	2,000.00	000100	1.9		2,000.00	000100	58.4
	2,300.00	014000	2.1		2,000.00	011400	3.2
	2,600.00	000100	3.0	Wtd. Avg. Base & Total Tons	2,000.00	013100	2.6
2,038.41		13.8		2,000.00	017000	6.2	
Charbono	1,400.00	000100	2.0		2,000.00	024500	2.4
	1,600.00	000100	0.5		2,100.00	021200	5.0
	1,750.00	000100	5.8		2,140.00	014000	10.0

**TABLE 8: BASE PRICE PAID TO GROWERS FOR GRAPES CRUSHED AND DELIVERED TO CALIFORNIA PROCESSORS FROM THE 2023 CROP WITH BRIX FACTORS AND PURCHASED TONNAGE, BY TYPE, VARIETY, REPORTING DISTRICT WHERE GROWN, AND WEIGHTED AVERAGE BASE PRICE**

District, Type, and Variety	Base Price Per Ton Dollars	Brix Factors Code <sup>1</sup>	Tons	District, Type, and Variety	Base Price Per Ton Dollars	Brix Factors Code <sup>1</sup>	Tons
<b>DISTRICT 10 (Cont'd)</b>							
Grenache * (Cont'd)	2,200.00	000100	16.2		2,100.00	020800	1.1
	2,200.00	013400	1.4		2,600.00	018000	18.1
	2,200.00	023500	3.9		3,900.00	000100	6.3
	2,200.00	025300	3.1	Wtd. Avg. Base & Total Tons	1,811.09		270.4
	2,200.00	027800	3.7				
	2,220.66	021200	3.2	Mission	2,200.00	000100	2.2
	2,300.00	000100	3.1		2,800.00	000100	2.8
	2,300.00	013600	1.7	Wtd. Avg. Base & Total Tons	2,536.00		5.0
	2,300.00	017000	1.0				
	2,450.00	000100	1.4	Montepulciano	1,200.00	011400	0.3
	2,464.38	000100	3.0		1,200.00	014100	3.1
	2,500.00	000100	3.5		1,500.00	000100	2.2
	2,500.00	011400	1.5		1,500.00	017100	1.5
	2,529.11	010900	3.2		1,600.00	000100	2.7
	2,600.00	000100	8.3		1,650.00	011400	0.8
	2,600.00	018000	3.6		1,800.00	000100	2.0
	2,700.00	000100	4.0	Wtd. Avg. Base & Total Tons	1,497.62		12.6
	2,800.00	000100	0.4				
	2,800.00	009100	3.7	Mourvedre *	500.00	000100	0.5
	2,800.00	011650	0.9		1,100.00	000100	5.0
	3,000.00	000100	4.7		1,100.00	014100	0.3
	3,000.00	013400	2.3		1,500.00	000100	0.2
	3,600.00	000100	2.7		1,500.00	011100	0.5
	3,800.00	013600	4.0		1,650.00	000100	2.0
	3,900.00	017400	2.2		1,700.00	000100	0.5
Wtd. Avg. Base & Total Tons	2,088.95		287.4		1,700.00	013800	2.3
					1,750.00	000100	3.5
Lagrein	1,500.00	013100	0.1		1,750.00	059696	2.0
	1,700.00	000100	5.0		1,775.00	000100	5.8
	2,100.00	025300	2.5		1,800.00	000100	15.5
	2,500.00	000100	4.4		1,800.00	013400	1.2
	2,700.00	000100	5.1		1,800.00	020800	5.4
Wtd. Avg. Base & Total Tons	2,261.40		17.1		1,800.00	021800	1.1
					1,900.00	000100	12.0
Malbec	570.00	067605	198.1		2,000.00	000100	23.6
	800.00	000100	0.5		2,000.00	017000	3.8
	1,000.00	000100	3.0		2,000.00	021000	1.0
	1,200.00	021200	4.3		2,000.00	025300	3.4
	1,400.00	000100	2.0		2,049.73	021200	3.0
	1,500.00	000100	1.1		2,050.00	011100	2.1
	1,500.00	018100	22.6		2,050.00	021200	4.1
	1,600.00	000100	2.8		2,200.00	000100	3.2
	1,600.00	027600	5.5		2,200.00	011400	3.0
	1,700.00	000100	73.0		2,250.00	000100	0.5
	1,750.00	021200	1.7		2,255.00	014000	4.8
	1,800.00	000100	20.9		2,300.00	000100	2.8
	1,850.00	000100	4.2		2,300.00	011400	0.9
	1,900.00	000100	2.0		2,400.00	027600	2.9
	1,950.00	000100	4.7		2,464.38	000100	1.5
	2,000.00	000100	41.1		2,500.00	000100	2.1
	2,000.00	025300	2.9		2,600.00	000100	8.3
	2,035.29	025450	1.7		2,700.00	000100	1.9
	2,200.00	024500	3.3		2,800.00	000100	2.5
	2,500.00	000100	3.9		2,800.00	011650	1.4
	3,600.00	000100	1.9		3,600.00	000100	3.5
	3,900.00	000100	2.2		3,900.00	021000	1.8
Wtd. Avg. Base & Total Tons	1,195.90		403.4	Wtd. Avg. Base & Total Tons	2,068.51		139.9
Merlot	550.00	000100	1.7	Muscat Hamburg *	1,200.00	000100	9.6
	600.00	000100	1.0		1,500.00	000100	1.2
	800.00	000100	4.8	Wtd. Avg. Base & Total Tons	1,233.33		10.8
	1,000.00	000100	0.9				
	1,000.00	013800	0.5	Nebbiolo	1,400.00	000100	1.0
	1,300.00	000100	0.9		1,800.00	000100	1.9
	1,500.00	000100	1.8		1,800.00	011300	1.0
	1,500.00	013800	1.2		1,800.00	021000	3.0
	1,550.00	021200	6.3		1,800.00	021200	3.7
	1,600.00	000100	25.5		2,000.00	000100	1.0
	1,600.00	027600	3.9		2,200.00	000100	8.1
	1,700.00	000100	78.5		2,500.00	000100	1.6
	1,750.00	000100	0.9	Wtd. Avg. Base & Total Tons	1,995.31		21.3
	1,800.00	000100	111.2				
	1,850.00	021200	1.7	Negroamaro	1,800.00	000100	1.1
	2,000.00	000100	4.1		2,450.00	000100	1.1
				Wtd. Avg. Base & Total Tons	2,125.00		2.2

**TABLE 8: BASE PRICE PAID TO GROWERS FOR GRAPES CRUSHED AND DELIVERED TO CALIFORNIA PROCESSORS FROM THE 2023 CROP WITH BRIX FACTORS AND PURCHASED TONNAGE, BY TYPE, VARIETY, REPORTING DISTRICT WHERE GROWN, AND WEIGHTED AVERAGE BASE PRICE**

District, Type, and Variety	Base Price	Brix	Tons	District, Type, and Variety	Base Price	Brix	Tons
	Per Ton	Factors			Per Ton	Factors	
	Dollars	Code <sup>1</sup>			Dollars	Code <sup>1</sup>	
<b>DISTRICT 10 (Cont'd)</b>							
Nero D'avola *	1,200.00	014100	4.0	Pinot Noir *	1,500.00	024800	0.3
	1,200.00	020800	1.3		1,600.00	020800	8.3
	1,400.00	000100	6.1		1,700.00	000100	0.5
	1,500.00	000100	1.9		1,800.00	013800	1.2
	1,800.00	021000	3.4		1,800.00	027600	7.0
	1,900.00	020800	1.8		1,822.00	000100	0.2
	1,950.00	011400	1.0		1,950.00	000100	1.7
	2,000.00	000100	3.1		1,980.00	010700	2.8
	2,000.00	014000	1.0		2,000.00	000100	7.2
	2,000.00	017000	0.8		2,100.00	000100	2.1
	2,156.25	000100	1.2		3,900.00	000100	6.3
	2,200.00	000100	0.5	Wtd. Avg. Base & Total Tons	2,179.35		37.6
	2,370.00	000100	0.6				
	3,000.00	000100	0.8	Primitivo	327.00	000100	4.9
Wtd. Avg. Base & Total Tons	1,692.71		27.5		500.00	025100	0.9
					1,000.00	011100	5.1
Petit Verdot	750.00	024500	4.4		1,200.00	000100	15.5
	900.00	000100	1.0		1,400.00	000100	3.0
	1,100.00	000100	6.3		1,500.00	000100	19.0
	1,600.00	000100	0.5		1,600.00	000100	12.6
	1,621.00	000100	7.4		1,700.00	000100	13.9
	1,700.00	000100	112.8		1,730.00	000100	20.6
	1,800.00	000100	2.9		1,750.00	000100	3.2
	1,900.00	000100	1.7		1,800.00	000100	51.9
	1,900.00	018000	0.5		1,825.00	000100	2.7
	1,950.00	000100	0.8		1,850.00	014100	10.1
	2,000.00	000100	16.5		1,900.00	000100	8.8
	2,300.00	000100	3.1		2,000.00	000100	2.0
Wtd. Avg. Base & Total Tons	1,689.52		157.9		2,000.00	024500	4.4
					2,100.00	000100	10.9
Petite Sirah	1,000.00	000100	6.1		2,600.00	018000	7.1
	1,300.00	000100	1.8	Wtd. Avg. Base & Total Tons	2,800.00	022100	4.6
	1,300.00	014000	5.2		1,711.05		201.2
	1,350.00	000100	6.2	Refosco *	1,800.00	020800	2.3
	1,350.00	024800	4.8		2,200.00	013600	2.1
	1,400.00	000100	8.1		2,300.00	011400	1.0
	1,450.00	000100	4.5	Wtd. Avg. Base & Total Tons	2,048.15		5.4
	1,450.00	021200	5.6	Sagrantino	2,500.00	000100	1.7
	1,500.00	000100	6.3		2,941.00	000100	1.5
	1,600.00	000100	10.2	Wtd. Avg. Base & Total Tons	2,706.72		3.2
	1,600.00	002600	14.9	Sangiovese *	500.00	025100	2.2
	1,600.00	024800	21.1		700.00	000100	1.0
	1,600.00	027600	11.3		1,000.00	000100	8.6
	1,600.00	029200	1.0		1,275.00	017800	2.0
	1,614.00	000100	2.1		1,300.00	000100	1.5
	1,650.00	000100	94.7		1,500.00	000100	5.5
	1,700.00	000100	5.4		1,550.00	000100	1.1
	1,725.00	000100	8.3		1,558.00	000100	10.3
	1,750.00	000100	5.1		1,560.00	018000	3.3
	1,775.00	021200	4.2		1,600.00	000100	7.8
	1,775.27	025100	4.8		1,600.00	024500	2.1
	1,800.00	000100	8.2		1,600.00	027600	5.3
	1,800.00	022900	3.2		1,725.00	000100	13.5
	1,825.00	020800	2.3		1,750.00	000100	4.7
	1,850.00	000100	5.7		1,750.00	013800	1.5
	1,900.00	000100	8.9		1,750.00	021200	4.4
	1,911.88	025450	3.2		1,750.11	021200	2.4
	1,950.00	000100	17.1		1,750.11	025100	3.2
	1,950.00	003200	16.6		1,800.00	000100	13.2
	2,000.00	000100	12.9		1,800.00	021200	4.5
	2,000.00	018000	11.7		1,800.00	028800	2.0
	2,000.00	024800	3.1		1,825.00	024500	9.4
	2,000.00	025100	3.2		1,850.00	000100	1.9
	2,040.00	000100	5.2		1,900.00	000100	3.6
	2,200.00	000100	10.1		1,900.00	021200	3.0
	2,250.00	000100	2.4		1,925.00	024500	10.5
	2,327.00	003200	6.1		2,000.00	000100	4.3
	2,600.00	000100	2.3		2,000.00	024500	3.2
	2,600.00	018000	1.6		2,050.00	000100	16.1
	2,657.00	003200	1.4		2,200.00	000100	4.3
	3,600.00	000100	0.9		2,200.00	013600	1.0
	3,900.00	000100	3.7	Wtd. Avg. Base & Total Tons	2,200.00	018000	10.6
	4,000.00	000100	5.6				
Wtd. Avg. Base & Total Tons	1,795.93		367.1				

**TABLE 8: BASE PRICE PAID TO GROWERS FOR GRAPES CRUSHED AND DELIVERED TO CALIFORNIA PROCESSORS FROM THE 2023 CROP WITH BRIX FACTORS AND PURCHASED TONNAGE, BY TYPE, VARIETY, REPORTING DISTRICT WHERE GROWN, AND WEIGHTED AVERAGE BASE PRICE**

District, Type, and Variety	Base Price	Brix	Tons	District, Type, and Variety	Base Price	Brix	Tons
	Per Ton	Factors			Per Ton	Factors	
	Dollars	Code <sup>1</sup>			Dollars	Code <sup>1</sup>	
<b>DISTRICT 10 (Cont'd)</b>							
Sangiovese * (Cont'd)	2,500.00	000100	2.2	Tempranillo *	1,200.00	000100	2.0
	2,500.00	021500	3.0		1,400.00	000100	4.8
	3,900.00	000100	1.4		1,600.00	000100	3.5
Wtd. Avg. Base & Total Tons	1,788.87		174.6		1,600.00	027600	6.8
					1,700.00	000100	3.4
Souzao	1,750.00	000100	3.1		1,800.00	000100	16.2
	1,800.00	020800	3.0		1,800.00	018000	2.1
	2,000.00	020800	0.9		1,900.00	000100	2.0
Wtd. Avg. Base & Total Tons	1,803.57		7.0		1,900.00	020800	6.4
					2,000.00	000100	3.8
Syrah *	900.00	000100	3.0		2,000.00	000100	9.3
	1,000.00	000100	1.6		2,000.00	027600	3.2
	1,200.00	025100	0.7		2,100.00	000100	2.0
	1,300.00	025100	0.4		2,100.00	018000	6.8
	1,450.00	025100	2.0		2,113.88	000100	2.1
	1,500.00	000100	2.5		2,200.00	021200	5.3
	1,500.00	011100	1.2		2,250.00	000100	10.2
	1,550.00	013800	1.3		2,315.00	000100	13.0
	1,600.00	000100	85.5		3,200.00	000100	4.9
	1,600.00	021200	11.5		3,300.00	000100	6.7
	1,600.00	024500	5.7		3,600.00	000100	1.4
	1,650.00	021200	8.7		3,600.00	025400	7.4
	1,686.90	000100	10.9		3,900.00	000100	2.6
	1,700.00	000100	6.0	Wtd. Avg. Base & Total Tons	2,223.38		125.9
	1,800.00	000100	105.0				
	1,800.00	013600	2.0	Teroldego	1,200.00	020800	2.1
	1,800.00	021800	1.0		2,000.00	024500	2.7
	1,850.00	000100	35.2	Wtd. Avg. Base & Total Tons	1,650.00		4.8
	1,850.00	014100	5.5				
	1,900.00	000100	3.9	Tinta Cao	1,650.00	000100	4.1
	1,900.00	021200	2.7		1,750.00	021200	0.7
	1,900.00	024500	12.1		1,800.00	020800	1.8
	1,900.00	025100	0.3	Wtd. Avg. Base & Total Tons	1,701.52		6.6
	1,950.00	000100	6.0				
	1,950.00	021200	2.9	Touriga Nacional *	1,400.00	000100	3.5
	1,950.00	024500	3.1		1,400.00	009100	3.7
	1,997.00	003200	3.0		2,000.00	020800	1.0
	2,000.00	000100	77.0		2,000.00	024500	1.5
	2,000.00	021600	2.6		2,200.00	011400	0.9
	2,000.00	024500	20.8		3,900.00	000100	2.4
	2,016.54	024500	3.0	Wtd. Avg. Base & Total Tons	2,032.31		13.0
	2,079.00	025450	4.0				
	2,091.60	025450	2.5	Trousseau *	1,100.00	000100	7.8
	2,121.00	025450	1.0	Wtd. Avg. Base & Total Tons	1,100.00		7.8
	2,150.00	000100	5.1				
	2,200.00	000100	14.0	Valdiguie *	1,500.00	000100	1.0
	2,200.00	011400	0.9		2,100.00	009100	1.4
	2,200.00	023500	46.5		2,100.00	010700	5.7
	2,200.00	025300	3.3		2,300.00	013100	2.0
	2,300.00	000100	0.9		2,500.00	009100	2.0
	2,300.00	011400	2.0		2,800.00	000100	5.6
	2,300.00	014000	2.5		2,800.00	010900	1.9
	2,300.00	024500	16.8		2,800.00	011650	0.3
	2,464.38	000100	9.3		2,800.00	013600	1.8
	2,600.00	000100	3.0	Wtd. Avg. Base & Total Tons	2,437.33		21.7
	2,600.00	010700	3.4				
	2,600.00	018000	10.0	Zinfandel	500.00	000100	25.4
	2,800.00	000100	0.9		600.00	000100	0.5
	3,000.00	020800	16.8		900.00	000100	4.5
	3,600.00	000100	0.5		917.00	069478	176.5
	3,900.00	000100	9.1		1,000.00	000100	3.0
	3,900.00	021000	2.0		1,000.00	013600	0.5
	4,000.00	000100	8.8		1,100.00	000100	5.1
Wtd. Avg. Base & Total Tons	2,005.80		590.4		1,200.00	000100	40.0
					1,200.00	021200	5.4
Tannat	1,700.00	000100	0.6		1,300.00	000100	7.0
	1,750.00	021200	1.6		1,300.00	020800	8.3
	1,800.00	000100	0.7		1,300.00	024500	37.1
	1,950.00	011400	1.0		1,350.00	000100	17.1
	1,950.00	021200	5.2		1,400.00	000100	27.5
	2,050.00	021200	3.2		1,475.00	000100	357.3
	2,200.00	018000	2.3		1,475.00	017800	2.0
	2,300.00	013100	1.9		1,500.00	000100	61.3
Wtd. Avg. Base & Total Tons	2,009.70		16.5		1,550.00	000100	53.8
					1,600.00	000100	47.5

**TABLE 8: BASE PRICE PAID TO GROWERS FOR GRAPES CRUSHED AND DELIVERED TO CALIFORNIA PROCESSORS  
FROM THE 2023 CROP WITH BRIX FACTORS AND PURCHASED TONNAGE, BY TYPE, VARIETY, REPORTING DISTRICT  
WHERE GROWN, AND WEIGHTED AVERAGE BASE PRICE**

District, Type, and Variety	Base Price	Brix	Tons	District, Type, and Variety	Base Price	Brix	Tons
	Per Ton	Factors			Per Ton	Factors	
	Dollars	Code <sup>1</sup>			Dollars	Code <sup>1</sup>	
<b>DISTRICT 10 (Cont'd)</b>				<b>DISTRICT 11</b>			
Zinfandel (Cont'd)	1,600.00	002600	23.9	<b>Wine Grapes (White)</b>			
	1,600.00	021200	4.2	Albarino *	250.00	000100	8.3
	1,600.00	027600	22.6		265.00	000100	20.6
	1,632.00	000100	12.0		267.00	000100	1.3
	1,650.00	000100	109.4		450.00	000100	30.7
	1,650.00	011400	1.0		600.00	000100	359.1
	1,691.13	025100	2.1		640.00	039815	180.0
	1,700.00	000100	57.9		640.00	039820	160.3
	1,750.00	000100	69.8		642.00	039815	360.0
	1,750.00	013800	2.0		650.00	039785	195.7
	1,800.00	000100	39.7		650.00	039820	376.4
	1,800.00	002600	107.7		665.00	039820	1,290.2
	1,800.00	018000	4.4		710.92	000100	111.8
	1,800.00	020800	1.6		775.00	000100	49.3
	1,800.00	021200	3.7		875.00	000100	5.9
	1,800.00	024800	33.7		900.00	000100	98.9
	1,825.00	002600	71.3		1,000.00	000100	31.6
	1,825.00	024500	1.6		1,060.00	000100	19.2
	1,850.00	000100	83.2		1,065.70	000100	4.1
	1,850.00	018000	8.6		1,250.00	000100	4.0
	1,853.24	000100	88.6		1,250.00	017000	3.5
	1,875.00	020800	2.1		1,500.00	000100	21.2
	1,895.00	000100	57.9		1,550.00	000100	17.9
	1,900.00	000100	10.5		1,600.00	013100	2.1
	1,900.00	002600	42.6		1,650.00	000100	6.3
	1,925.00	004200	47.2		1,750.00	009300	2.9
	1,950.00	000100	1.3		1,800.00	000100	3.2
	1,997.00	003200	6.7		1,850.00	000100	3.5
	2,000.00	000100	221.4	Wtd. Avg. Base & Total Tons	2,000.00	000100	1.0
	2,000.00	002600	44.8		678.56		3,369.0
	2,000.00	020800	4.5	Arneis	1,000.00	000100	1.5
	2,000.00	024500	27.6	Wtd. Avg. Base & Total Tons	1,000.00		1.5
	2,000.00	024600	4.4	Burger *	372.46	000100	259.6
	2,025.00	002600	60.6		372.46	004900	1,832.2
	2,025.00	004210	80.0	Wtd. Avg. Base & Total Tons	372.46		2,091.8
	2,050.00	004200	20.0	Chardonnay *	67.00	000100	44.7
	2,100.00	000100	3.0		100.00	013800	27.2
	2,107.00	003200	9.2		100.00	025100	270.6
	2,180.00	000100	7.3		125.00	013800	63.3
	2,180.00	021800	1.5		150.00	013800	180.3
	2,184.30	017200	3.7		200.00	000100	116.5
	2,200.00	000100	26.2		225.00	000100	1,841.6
	2,200.00	002600	22.3		225.00	011100	902.7
	2,200.00	018100	6.3		225.00	011300	260.8
	2,200.00	021800	3.0		225.00	011400	95.1
	2,200.00	023500	4.3		250.00	000100	122.3
	2,200.00	024500	5.7		265.00	000100	26.5
	2,240.00	000100	11.4		267.00	000100	43.7
	2,250.00	000100	12.6		300.00	000100	75.1
	2,300.00	000100	4.5		300.00	002000	51.6
	2,300.00	024500	5.7		300.00	013800	92.6
	2,400.00	000100	19.2		300.00	045460	835.1
	2,500.00	000100	18.1		317.00	020600	221.2
	2,600.00	000100	2.0		350.00	000100	2,309.8
	2,600.00	018000	21.8		355.00	000100	86.9
	2,650.00	000100	10.8		425.00	018100	49.3
	2,800.00	000100	7.5		450.00	000100	555.4
	2,800.00	022100	4.0		475.00	013800	65.7
	2,800.00	024500	6.0		480.00	000100	304.9
	3,000.00	000100	2.7		500.00	000100	1,951.9
	3,000.00	024500	2.7		500.00	002000	5,280.8
	3,350.00	004210	18.0		500.00	013800	77.0
	3,900.00	000100	7.9		515.00	059595	368.2
Wtd. Avg. Base & Total Tons	1,732.41		2,507.8		515.00	059825	540.4
Other Red Wine <sup>4</sup>	1,500.00	000100	4.0		515.00	063800	606.1
	2,200.00	011400	0.3		525.00	000100	348.4
	2,500.00	000100	3.0		525.00	012610	609.6
Wtd. Avg. Base & Total Tons	1,939.73		7.3		525.00	013400	1,228.4
					525.00	013600	992.3
					525.00	013800	133.7
					525.00	059595	184.8

**TABLE 8: BASE PRICE PAID TO GROWERS FOR GRAPES CRUSHED AND DELIVERED TO CALIFORNIA PROCESSORS FROM THE 2023 CROP WITH BRIX FACTORS AND PURCHASED TONNAGE, BY TYPE, VARIETY, REPORTING DISTRICT WHERE GROWN, AND WEIGHTED AVERAGE BASE PRICE**

District, Type, and Variety	Base Price	Brix	Tons	District, Type, and Variety	Base Price	Brix	Tons
	Per Ton	Factors			Per Ton	Factors	
	Dollars	Code <sup>1</sup>			Dollars	Code <sup>1</sup>	
<b>DISTRICT 11 (Cont'd)</b>							
Chardonnay * (Cont'd)	540.00	059595	3,058.4		850.00	000100	69.6
	540.00	062525	102.2		875.00	000100	171.1
	542.00	059595	1,145.1		875.00	017200	23.2
	550.00	000100	2,690.5		875.00	019100	72.4
	550.00	002000	739.7		900.00	000100	48.1
	550.00	013400	128.8		922.00	018100	506.9
	550.00	013600	341.6		950.00	000100	346.9
	550.00	015900	184.6		966.00	000100	345.8
	550.00	059590	997.7		1,000.00	000100	35.2
	550.00	059825	578.4		1,050.00	000100	207.1
	565.00	059590	476.4		1,060.00	000100	9.1
	565.00	059595	2,018.9		1,100.00	000100	384.6
	565.00	059825	2,081.0		1,200.00	000100	251.1
	567.00	059595	5,762.8		1,250.00	017000	4.2
	567.00	059825	1,379.3		1,350.00	007900	2.5
	575.00	000100	2,213.4		1,375.00	000100	7.3
	590.00	059825	148.6		1,650.00	000100	8.5
	600.00	000100	31,555.0	Wtd. Avg. Base & Total Tons	1,650.00	010900	15.3
	600.00	013800	252.5		587.30		132,653.5
	600.00	017200	1,658.5	Chenin Blanc	225.00	000100	192.4
	600.00	019000	2.8		265.00	000100	7.1
	600.00	045460	182.2		415.00	037780	1,040.0
	600.00	059590	161.5		450.00	000100	805.5
	614.68	000100	1,552.3		500.00	000100	892.8
	615.00	000100	1,518.6		1,200.00	000100	3.3
	615.00	054496	198.6		1,250.00	000100	15.6
	615.00	059590	963.6		1,500.00	009100	3.4
	615.00	059825	264.0		1,550.00	000100	7.0
	615.61	000100	2,494.2	Wtd. Avg. Base & Total Tons	446.58		2,967.1
	615.61	017000	3,965.2	Falaghina Greco <sup>2</sup>	1,450.00	000100	10.4
	615.61	048600	1,392.4	Wtd. Avg. Base & Total Tons	1,450.00		10.4
	617.00	058790	201.3	Fiano	1,060.00	000100	10.0
	617.00	059595	2,356.6	Wtd. Avg. Base & Total Tons	1,060.00		10.0
	617.00	059825	714.0	French Colombard	150.00	000100	15.9
	620.00	000100	768.8		325.00	001300	840.0
	625.00	000100	9,709.0		350.00	040490	1,124.9
	625.00	045460	2,374.6		372.46	007600	531.7
	625.00	045600	478.9		600.00	000100	2.7
	626.83	000100	2,166.4	Wtd. Avg. Base & Total Tons	345.40		2,515.2
	640.00	000100	195.1	Gewurztraminer	250.00	000100	140.0
	642.00	059590	312.0		265.00	000100	9.4
	642.00	059595	4,146.0		450.00	000100	102.2
	650.00	000100	762.6		615.00	039820	600.0
	650.00	045460	1,239.0		950.00	000100	8.0
	650.00	058790	160.7		1,000.00	000100	2.7
	650.00	059595	2,257.1	Wtd. Avg. Base & Total Tons	536.68		862.3
	650.00	059825	250.0	Grenache Blanc *	500.00	000100	43.5
	651.83	000100	787.3		700.00	000100	23.7
	658.17	000100	115.2		900.00	000100	0.6
	658.23	000100	750.5		1,200.00	000100	61.7
	665.00	059595	1,105.9		1,500.00	000100	11.9
	665.00	059825	1,043.6		1,800.00	000100	5.0
	667.00	059595	153.0		1,850.00	000100	3.3
	667.00	059825	57.5		2,000.00	013400	2.5
	670.00	059595	477.9	Wtd. Avg. Base & Total Tons	991.29		152.2
	671.83	000100	425.9	Gruner Veltliner	775.00	000100	18.7
	675.00	000100	377.7		850.00	000100	13.5
	676.83	000100	234.6		1,200.00	000100	1.0
	685.00	000100	92.0		1,350.00	017200	2.6
	700.00	000100	1,824.7	Wtd. Avg. Base & Total Tons	856.91		35.8
	700.00	007600	146.3	Malvasia Bianca	265.00	000100	88.0
	700.00	013400	1.5		400.00	000800	59.2
	700.00	013800	115.4		415.00	038203	720.0
	700.00	019000	192.6	Wtd. Avg. Base & Total Tons	398.75		867.2
	700.00	045460	744.7				
	725.00	000100	300.4				
	740.00	000100	405.3				
	750.00	000100	375.8				
	750.00	002200	1.0				
	770.06	000100	362.0				
	775.00	000100	10.7				
	800.00	000100	720.0				
	800.00	007900	50.0				
	825.00	000100	7.7				

**TABLE 8: BASE PRICE PAID TO GROWERS FOR GRAPES CRUSHED AND DELIVERED TO CALIFORNIA PROCESSORS FROM THE 2023 CROP WITH BRIX FACTORS AND PURCHASED TONNAGE, BY TYPE, VARIETY, REPORTING DISTRICT WHERE GROWN, AND WEIGHTED AVERAGE BASE PRICE**

District, Type, and Variety	Base Price Per Ton Dollars	Brix Factors Code <sup>1</sup>	Tons	District, Type, and Variety	Base Price Per Ton Dollars	Brix Factors Code <sup>1</sup>	Tons
<b>DISTRICT 11 (Cont'd)</b>							
Muscat Blanc *	215.00	000100	19.3		800.00	000100	8.1
	390.00	038213	200.0		800.00	011600	13.4
	465.00	037435	494.9		867.00	050200	510.2
	500.00	000100	21.8		867.00	059590	405.3
	500.00	017200	1,743.4		1,200.00	000100	16.3
	550.00	000100	44.2		1,250.00	000100	15.7
	625.00	000100	157.2		1,325.00	017800	2.0
	700.00	000100	34.2		1,350.00	007900	3.2
	1,250.00	000100	4.4		1,350.00	017400	3.4
Wtd. Avg. Base & Total Tons	495.28		2,719.4	Wtd. Avg. Base & Total Tons	597.33		72,379.6
Muscat Orange	200.00	000100	27.2	Ribolla Gialla *	1,850.00	000100	2.9
	450.00	000100	183.7		2,200.00	013100	0.9
	450.00	037435	130.0	Wtd. Avg. Base & Total Tons	1,932.89		3.8
	500.00	000100	191.7	Roussanne	875.00	000100	6.8
	550.00	000100	43.4		900.00	000100	1.6
	900.00	000100	1.0		900.00	018100	30.8
	1,100.00	017000	4.0		1,000.00	000100	4.1
	1,400.00	000100	0.9		1,800.00	000100	1.0
	1,500.00	000100	1.6	Wtd. Avg. Base & Total Tons	925.73		44.3
	1,600.00	011100	1.7	Sauvignon Blanc *	175.00	017400	107.7
	1,700.00	000100	3.5		200.00	000100	11.0
Wtd. Avg. Base & Total Tons	482.34		588.7		200.00	017400	301.6
Picpoul Blanc	700.00	000100	9.2		225.00	007800	50.5
	1,000.00	000100	4.3		265.00	000100	20.6
	1,200.00	000100	2.1		267.00	000100	147.1
	1,650.00	010900	7.7		270.00	000100	18.6
	1,850.00	000100	0.5		300.00	000100	26.0
Wtd. Avg. Base & Total Tons	1,129.83		23.8		400.00	000100	242.3
Pinot Blanc	500.00	000100	0.7		425.00	000100	71.3
Wtd. Avg. Base & Total Tons	500.00		0.7		425.00	018100	43.9
Pinot Gris *	300.00	000100	0.6		465.00	000100	250.2
	350.00	000100	207.8		487.31	014500	1.3
	417.00	038213	25.4		500.00	000100	6,619.5
	475.00	000100	404.6		500.00	017200	2,689.8
	500.00	000100	284.9		525.00	000100	670.3
	517.00	038170	74.8		540.00	037655	224.0
	517.00	038213	2,388.2		540.00	038203	324.0
	525.00	000100	3,904.9		540.00	039708	2,104.0
	525.00	013400	4,180.8		545.00	039708	240.0
	539.35	009300	421.6		550.00	000100	2,430.5
	550.00	000100	39.7		550.00	011100	395.1
	551.84	009400	135.9		550.00	016800	745.5
	556.90	009300	114.7		550.00	041500	559.9
	575.00	000100	3,810.7		565.00	000600	369.6
	575.00	041700	20.5		565.00	038213	180.0
	584.71	009300	261.2		567.00	037435	123.9
	600.00	000100	17,009.0		567.00	037437	615.7
	600.00	009000	15,681.7		567.00	038213	350.0
	600.00	009300	1,231.5		567.00	039708	430.0
	600.00	009400	252.3		569.58	011100	32.7
	600.00	010110	163.0		575.00	000100	2,337.1
	600.00	013100	2.1		575.00	040295	324.6
	605.00	000100	73.5		575.00	041700	46.0
	605.18	000100	2,060.1		578.72	000100	622.8
	605.18	017000	801.4		586.18	000100	1,181.4
	613.20	040795	1,177.3		596.59	011100	246.9
	615.00	038213	1,418.4		600.00	000100	2,481.7
	615.00	039715	1,581.4		600.00	010700	342.2
	615.00	039720	1,440.5		600.00	011100	347.6
	620.00	038213	1,145.4		600.00	013400	3.3
	622.25	000100	1,580.7		600.00	018100	177.8
	625.00	000100	1,126.0		600.00	037655	336.9
	640.00	000100	76.5		603.16	000100	278.6
	642.25	000100	126.6		615.00	039815	260.0
	650.00	000100	1,252.4		617.00	037655	720.0
	650.00	038213	379.9		625.00	000100	556.3
	650.00	039720	105.8		642.00	038170	320.0
	650.00	040350	6,109.4		644.00	000100	225.5
	670.00	038213	210.2		650.00	000100	1,293.9
	750.00	007600	120.6		689.16	000100	510.4
					700.00	000100	688.5
					700.00	010900	3.3

**TABLE 8: BASE PRICE PAID TO GROWERS FOR GRAPES CRUSHED AND DELIVERED TO CALIFORNIA PROCESSORS  
FROM THE 2023 CROP WITH BRIX FACTORS AND PURCHASED TONNAGE, BY TYPE, VARIETY, REPORTING DISTRICT  
WHERE GROWN, AND WEIGHTED AVERAGE BASE PRICE**

District, Type, and Variety	Base Price	Brix	Tons	District, Type, and Variety	Base Price	Brix	Tons
	Per Ton	Factors			Per Ton	Factors	
	Dollars	Code <sup>1</sup>			Dollars	Code <sup>1</sup>	
<b>DISTRICT 11 (Cont'd)</b>					500.00	000100	137.4
Sauvignon Blanc * (Cont'd)	700.00	017000	73.1		500.00	070435	699.0
	715.00	000100	28.2		500.00	070436	145.2
	725.00	000100	56.7		517.00	069478	715.4
	750.00	000100	132.1		540.00	069478	171.0
	775.00	000100	13.3		565.00	069478	425.1
	792.19	017200	367.1		565.00	069483	164.1
	800.00	000100	319.6		567.00	067600	633.6
	800.00	018100	21.2		575.00	000100	434.6
	850.00	000100	10.0		592.00	070467	508.6
	850.00	017000	126.5		600.00	000100	1,369.9
	850.00	018100	98.0		615.21	000100	541.5
	868.00	018100	162.0		650.00	000100	192.5
	900.00	000100	17.2		650.00	017200	168.8
	900.00	009100	3.0		650.00	069478	192.1
	900.00	011600	15.9		665.00	070454	152.2
	940.00	018100	127.8		700.00	000100	46.7
	950.00	000100	297.6		700.00	017200	313.0
	1,000.00	000100	96.9		750.00	000100	7.6
	1,000.00	017000	205.4		900.00	000100	0.6
	1,100.00	000100	7.1		940.00	018100	31.2
	1,100.00	013200	5.0		1,000.00	000100	5.0
	1,550.00	000100	9.4		1,000.00	017000	2.3
Wtd. Avg. Base & Total Tons	569.85		35,894.5	Wtd. Avg. Base & Total Tons	557.69		8,514.7
Semillon	465.00	000100	607.0	White Riesling *	225.00	000100	156.6
	575.00	000100	332.7		525.00	000100	322.5
	940.00	018100	23.4		550.00	000100	56.9
Wtd. Avg. Base & Total Tons	514.54		963.1		615.00	038213	716.8
Symphony	425.00	000100	374.3		650.00	000100	15.1
	450.00	000100	3.6		1,000.00	000100	2.0
	475.00	000100	508.2		1,000.00	009300	2.9
	940.00	018100	55.7		1,100.00	017000	2.1
Wtd. Avg. Base & Total Tons	482.53		941.8	Wtd. Avg. Base & Total Tons	544.12		1,274.9
Torrontes	1,500.00	000100	20.7	Other White Wine <sup>4</sup>	400.00	000100	978.8
	1,505.56	014500	2.7		500.00	000100	524.1
	1,750.00	000100	1.1		1,000.00	000100	4.5
	1,800.00	000100	23.2		2,000.00	000100	1.0
Wtd. Avg. Base & Total Tons	1,651.99		47.7	Wtd. Avg. Base & Total Tons	437.60		1,508.4
Verdejo	400.00	038213	45.5	<b>Wine Grapes (Red)</b>			
Wtd. Avg. Base & Total Tons	400.00		45.5	Aglianico	750.00	000100	51.6
Verdelho	450.00	000100	68.0		1,000.00	000100	0.8
	575.00	000100	715.1	Wtd. Avg. Base & Total Tons	753.82		52.4
	600.00	000100	1,041.2	Alicante Bouschet *	225.00	000100	136.5
	600.00	016800	16.3		400.00	060408	44.0
	625.00	000100	66.8		425.00	060408	267.3
	1,200.00	007900	13.4		465.00	059521	131.6
	1,250.00	000100	10.4		467.00	060408	22.7
	1,481.25	014000	1.6		650.00	013400	170.5
	1,500.00	000100	9.1		725.00	000100	32.9
	1,600.00	000100	1.0		850.00	000100	2.0
	1,800.00	000100	4.3		1,000.00	000100	2.1
Wtd. Avg. Base & Total Tons	602.13		1,947.2	Wtd. Avg. Base & Total Tons	1,150.00	000100	2.0
Vermentino *	300.00	000100	9.6		461.42		811.6
	575.00	000100	761.7	Barbera	300.00	000100	2.9
	600.00	000100	465.7		400.00	000100	143.8
	1,000.00	000100	12.1		600.00	000100	492.9
	1,250.00	000100	97.4		650.00	024500	3.8
	1,400.00	000100	1.9		740.53	000100	11.2
	1,500.00	000100	26.6		775.00	000100	400.3
	1,500.00	007900	3.7		900.00	014100	7.7
	1,600.00	000100	1.1		925.00	000100	11.3
Wtd. Avg. Base & Total Tons	655.17		1,379.8		950.00	000100	7.3
Viognier	250.00	000100	8.6		1,000.00	000100	11.0
	265.00	000100	28.3		1,050.00	000100	13.5
	325.00	000100	19.1		1,060.00	000100	39.1
	350.00	000100	47.0		1,200.00	000100	23.7
	450.00	000100	298.1		1,200.00	010700	3.1
	450.00	017200	1,056.2	Wtd. Avg. Base & Total Tons	1,250.00	000100	15.8
					1,500.00	000100	10.9
				Wtd. Avg. Base & Total Tons	696.26		1,198.3



**TABLE 8: BASE PRICE PAID TO GROWERS FOR GRAPES CRUSHED AND DELIVERED TO CALIFORNIA PROCESSORS FROM THE 2023 CROP WITH BRIX FACTORS AND PURCHASED TONNAGE, BY TYPE, VARIETY, REPORTING DISTRICT WHERE GROWN, AND WEIGHTED AVERAGE BASE PRICE**

District, Type, and Variety	Base Price	Brix	Tons	District, Type, and Variety	Base Price	Brix	Tons
	Per Ton	Factors			Per Ton	Factors	
	Dollars	Code <sup>1</sup>			Dollars	Code <sup>1</sup>	
<b>DISTRICT 11 (Cont'd)</b>					617.00	067606	1,277.1
Blaufränkisch *	1,000.00	000100	1.4		620.00	067605	225.8
	1,000.00	011300	1.5		625.00	022900	246.2
Wtd. Avg. Base & Total Tons	1,000.00		2.9		640.00	067605	1,494.5
					642.00	067605	492.8
Cabernet Franc	250.00	025100	78.0		650.00	000100	17,682.5
	550.00	000100	278.7		650.00	021500	1,041.7
	625.00	025100	76.5		650.00	023100	1,139.3
	750.00	000100	105.9		650.00	023400	864.0
	750.00	024500	2.0		650.00	024800	497.3
	769.51	000100	101.4		650.00	061300	223.4
	775.00	025100	174.9		650.00	064535	883.5
	850.00	000100	3.9		650.00	064800	79.9
	1,050.00	000100	73.0		650.00	067600	204.0
	1,060.00	000100	11.7		650.00	067605	4,969.7
	1,100.00	024800	3.4		650.00	067606	595.9
	1,154.00	018100	47.0		650.00	067607	1,933.2
	1,200.00	014100	0.2		650.00	068300	75.0
	1,293.40	018100	112.4		650.00	069690	366.7
	1,381.45	018100	157.3		650.00	069800	756.4
	1,638.00	000100	25.0		665.00	067605	1,508.1
	2,300.00	017200	4.6		665.00	067606	285.5
Wtd. Avg. Base & Total Tons	859.86		1,255.9		667.00	067605	1,854.7
					675.00	000100	916.6
Cabernet Sauvignon	110.00	000100	12.8		675.00	023000	547.6
	197.69	021500	181.8		675.30	000100	4,418.1
	200.00	000100	168.1		680.05	000100	1,084.9
	200.00	021500	235.4		683.67	000100	403.6
	200.00	023400	536.4		685.00	017400	239.7
	210.00	025100	153.6		689.08	000100	6,093.2
	215.00	000100	12.2		689.08	020800	1,607.3
	217.00	000100	14.7		690.00	000100	2,102.1
	225.00	025100	177.2		692.00	067605	388.0
	250.00	000100	753.1		694.59	000100	389.2
	267.00	000100	128.9		694.59	017200	354.8
	275.00	000100	841.0		694.59	020800	421.0
	300.00	000100	3.6		694.89	000100	756.8
	350.00	000100	37.9		700.00	000100	8,427.3
	375.00	000100	230.9		700.00	023000	1,325.4
	375.00	017400	201.7		719.89	000100	375.7
	400.00	021500	204.2		724.89	000100	144.9
	400.00	023000	644.4		725.00	025100	60.3
	400.00	023400	244.3		729.63	000100	115.6
	450.00	000100	5.3		730.00	000100	425.1
	487.15	023100	188.4		730.89	000100	522.4
	499.13	000100	286.9		739.89	000100	201.3
	499.70	000100	396.0		744.89	000100	340.1
	500.00	000100	636.7		750.00	000100	8,795.0
	500.00	021200	287.7		750.00	002900	152.3
	500.00	021500	424.6		750.00	021200	3.2
	500.00	024800	829.3		750.00	021500	387.9
	500.00	067605	821.2		750.00	023100	170.2
	500.00	067890	3,115.2		750.00	025100	11.4
	515.00	067605	1,173.4		750.00	064535	552.7
	515.00	067607	1,492.9		775.00	000100	40.0
	525.00	067605	366.3		784.00	064800	49.2
	540.00	067605	115.7		800.00	000100	6,609.6
	545.58	000100	789.4		800.00	018100	106.6
	550.00	000100	3,228.3		800.00	021000	36.9
	550.00	024500	9.2		800.00	064800	47.7
	550.00	067603	80.1		815.00	000100	192.4
	550.00	067605	933.2		825.00	000100	99.2
	550.00	067607	288.3		850.00	000100	577.4
	565.00	067605	6,117.2		850.00	018100	265.8
	567.00	067605	3,939.5		863.25	018100	302.7
	567.00	067607	545.4		875.00	000100	386.7
	575.00	000100	401.5		875.00	017200	78.1
	575.00	067605	154.7		900.00	000100	2,543.1
	575.00	067607	814.4		900.00	014100	9.0
	600.00	000100	8,210.0		940.00	018100	153.9
	600.00	017200	11,380.3		950.00	000100	499.6
	600.00	023400	217.6		950.00	024800	72.5
	600.00	024500	2.3		963.80	018100	87.6
	600.00	067605	1,141.8		1,000.00	000100	131.1
	615.00	067605	2,174.8		1,000.00	025100	258.8

**TABLE 8: BASE PRICE PAID TO GROWERS FOR GRAPES CRUSHED AND DELIVERED TO CALIFORNIA PROCESSORS  
FROM THE 2023 CROP WITH BRIX FACTORS AND PURCHASED TONNAGE, BY TYPE, VARIETY, REPORTING DISTRICT  
WHERE GROWN, AND WEIGHTED AVERAGE BASE PRICE**

District, Type, and Variety	Base Price	Brix	Tons	District, Type, and Variety	Base Price	Brix	Tons
	Per Ton	Factors			Per Ton	Factors	
	Dollars	Code <sup>1</sup>			Dollars	Code <sup>1</sup>	
<b>DISTRICT 11 (Cont'd)</b>				Dornfelder	350.00	067550	232.5
Cabernet Sauvignon (Cont'd)	1,000.00	027100	153.2	Wtd. Avg. Base & Total Tons	350.00		232.5
	1,025.00	002600	798.6	Graciano	550.00	002600	200.7
	1,025.70	018100	259.6		700.00	024500	2.0
	1,050.00	000100	944.9		715.00	067607	107.6
	1,060.00	000100	38.3		1,000.00	000100	23.1
	1,100.00	000100	730.8		1,800.00	000100	4.0
	1,100.00	025100	699.6		1,850.00	000100	2.3
	1,136.25	000100	93.9	Wtd. Avg. Base & Total Tons	657.27		339.7
	1,150.00	025100	625.0	Grenache *	200.00	000100	33.6
	1,200.00	000100	357.2		475.00	002300	403.4
	1,200.00	024800	3.9		500.00	009200	41.9
	1,213.90	018100	50.4		625.00	000100	53.1
	1,250.00	024800	3.5		700.00	000100	27.3
	1,300.00	000100	223.2		700.00	024500	1.1
	1,300.00	025100	1,553.2		800.00	000100	20.8
	1,300.00	000100	960.1		1,000.00	000100	8.2
	1,600.00	024500	1.0		1,000.00	025300	4.1
	1,650.00	000100	6.9		1,100.00	000100	26.0
	1,750.00	021000	13.7		1,200.00	000100	40.2
	1,800.00	000100	6.9		1,200.00	009300	1.9
	1,940.72	021000	3.8		1,200.00	009400	2.7
	2,000.00	000100	3.6		1,250.00	017400	2.1
	2,800.00	000100	303.4		1,300.00	000100	2.6
Wtd. Avg. Base & Total Tons	768.04		158,533.9		1,350.00	011100	2.0
					1,500.00	000100	22.9
Carignane	675.00	000100	11.5		1,600.00	000100	2.0
	700.00	023000	136.0		1,700.00	000100	11.8
	753.83	000100	326.5		2,300.00	000100	1.4
	900.00	018100	20.5		3,500.00	000100	6.0
	1,200.00	000100	6.4	Wtd. Avg. Base & Total Tons	663.11		715.1
	1,300.00	000100	1.0	Grignolino	1,900.00	013600	0.8
	1,300.00	017800	11.2	Wtd. Avg. Base & Total Tons	1,900.00		0.8
	1,400.00	000100	21.8	Malbec	150.00	000100	11.0
	1,400.00	011100	1.6		200.00	000100	54.0
	1,500.00	000100	29.0		250.00	000100	139.1
	1,600.00	000100	6.1		300.00	000100	2.5
	1,750.00	000100	2.0		350.00	067606	1,270.7
	1,750.00	021000	6.0		350.00	067625	127.8
Wtd. Avg. Base & Total Tons	854.57		584.3		500.00	000100	653.6
					517.00	067606	108.1
Carmenere	940.00	018100	14.1		600.00	000100	1,392.0
	1,050.00	000100	2.0		625.00	021500	62.3
Wtd. Avg. Base & Total Tons	953.66		16.1		650.00	000100	1,877.8
					650.00	021200	383.9
Charbono	1,500.00	000100	5.4		650.00	022900	181.6
	1,528.13	018050	1.6		650.00	067603	350.0
Wtd. Avg. Base & Total Tons	1,506.43		7.0		650.00	067605	1,172.9
					661.84	000100	78.4
Cinsaut *	940.00	018100	29.6		675.00	000100	305.8
	950.00	000100	27.0		692.00	067606	512.2
	1,200.00	000100	2.2		700.00	000100	826.2
	1,250.00	000100	1.4		750.00	000100	1,887.8
	1,450.00	000100	17.0		800.00	000100	6.4
	1,500.00	000100	26.1		850.00	000100	21.5
	1,800.00	000100	4.5		900.00	014100	6.9
	1,900.00	000100	1.0		1,050.00	000100	138.5
	2,500.00	000100	4.9		1,060.00	000100	9.8
Wtd. Avg. Base & Total Tons	1,265.73		113.7		1,100.00	024500	3.5
					1,200.00	000100	3.0
Counoise	1,100.00	000100	1.8		1,200.00	024500	4.9
	1,200.00	000100	5.3		1,400.00	000100	6.5
	1,300.00	000100	1.4		1,500.00	000100	12.4
	1,700.00	000100	3.1		1,500.00	020800	4.0
Wtd. Avg. Base & Total Tons	1,330.17		11.6	Wtd. Avg. Base & Total Tons	620.89		11,615.1
				Mencia <sup>3</sup>	1,100.00	008000	1.9
Dolcetto	657.00	000100	154.6		1,300.00	000100	3.2
	800.00	000100	15.6		1,300.00	009300	0.4
	1,600.00	024400	2.5		1,445.45	018050	1.1
	1,800.00	000100	0.6		1,500.00	000100	10.7
Wtd. Avg. Base & Total Tons	687.43		173.3				

**TABLE 8: BASE PRICE PAID TO GROWERS FOR GRAPES CRUSHED AND DELIVERED TO CALIFORNIA PROCESSORS  
FROM THE 2023 CROP WITH BRIX FACTORS AND PURCHASED TONNAGE, BY TYPE, VARIETY, REPORTING DISTRICT  
WHERE GROWN, AND WEIGHTED AVERAGE BASE PRICE**

District, Type, and Variety	Base Price	Brix	Tons	District, Type, and Variety	Base Price	Brix	Tons
	Per Ton	Factors			Per Ton	Factors	
	Dollars	Code <sup>1</sup>			Dollars	Code <sup>1</sup>	
<b>DISTRICT 11 (Cont'd)</b>				Mission	1,000.00	000100	4.8
Mencia <sup>3</sup> (Cont'd)	1,500.00	011100	3.8		1,050.00	000100	31.2
	1,500.00	020800	2.0		1,050.00	017400	0.5
Wtd. Avg. Base & Total Tons	1,433.33		23.1	Wtd. Avg. Base & Total Tons	1,043.42		36.5
Merlot	1.00	000100	9.9	Montepulciano	975.00	000100	11.5
	200.00	000100	59.9		1,200.00	000100	5.5
	225.00	017800	25.8		1,250.00	025100	3.7
	225.00	025100	134.7		1,500.00	020800	1.6
	250.00	000100	38.6		1,600.00	000100	1.0
	450.00	000100	215.4	Wtd. Avg. Base & Total Tons	1,134.66		23.3
	450.00	022900	47.1				
	475.00	000100	991.6	Mourvedre *	600.00	000100	22.2
	500.00	000100	1,712.7		650.00	000100	110.0
	500.00	067605	101.8		700.00	000100	19.3
	500.00	067890	9,858.9		700.00	024500	1.6
	515.00	067605	1,554.7		1,000.00	000100	1.0
	525.00	000100	320.9		1,100.00	000100	7.4
	525.00	022900	18.7		1,200.00	000100	3.0
	540.00	067605	828.0		1,200.00	009300	1.0
	550.00	000100	465.6		1,300.00	017200	4.4
	550.00	017000	649.9		1,450.00	000100	15.2
	550.00	023100	152.5		1,600.00	000100	10.6
	550.00	067605	87.5		1,850.00	000100	0.5
	565.00	067605	478.7		2,550.00	000100	1.6
	567.00	067605	3,313.2	Wtd. Avg. Base & Total Tons	824.65		197.8
	574.84	000100	452.1				
	575.00	000100	468.0	Muscat Hamburg *	700.00	000100	232.7
	600.00	000100	4,421.6		750.00	000100	45.1
	600.00	023100	219.5	Wtd. Avg. Base & Total Tons	708.12		277.8
	600.00	023400	513.3				
	600.00	061300	198.3	Nebbiolo	1,000.00	000100	2.1
	600.00	064180	77.6		1,600.00	000100	2.0
	600.00	067605	2,155.0	Wtd. Avg. Base & Total Tons	1,292.68		4.1
	602.89	000100	33.8				
	608.50	000100	716.8	Nero D'avola *	700.00	000100	47.8
	608.50	017000	754.1		800.00	000100	45.2
	609.02	000100	6,144.7		1,000.00	000100	1.1
	609.02	017000	2,219.3		1,250.00	025100	5.0
	609.02	020800	812.3		1,600.00	000100	1.8
	610.00	000100	62.5		2,200.00	024500	1.8
	615.00	067605	490.7	Wtd. Avg. Base & Total Tons	816.07		102.7
	617.00	064180	87.8				
	625.00	000100	532.3	Petit Verdot	150.00	000100	11.7
	625.00	064535	1,520.0		167.00	000100	0.2
	633.50	000100	270.5		250.00	000100	24.9
	638.93	000100	69.1		250.00	025100	99.5
	650.00	000100	869.2		267.00	000100	24.0
	650.00	023100	177.0		350.00	017400	153.3
	650.00	067605	408.1		500.00	000100	600.4
	653.50	000100	142.3		525.00	023100	278.7
	654.91	064180	425.0		543.28	000100	687.4
	658.50	000100	84.0		550.00	021500	107.8
	665.00	067605	372.8		550.00	023100	45.5
	675.00	000100	62.1		575.00	000100	132.2
	675.00	023000	389.2		600.00	000100	432.6
	700.00	000100	2,331.1		600.00	067605	700.5
	715.00	000100	92.6		650.00	000100	146.5
	725.00	000100	551.6		650.00	067605	1,985.8
	750.00	000100	720.7		651.74	000100	63.5
	750.00	021200	2.0		665.00	067605	675.4
	800.00	000100	900.5		665.00	067607	425.9
	826.00	000100	47.5		667.00	067605	647.9
	850.00	000100	266.4		700.00	000100	399.5
	896.00	018100	51.0		700.00	024500	3.2
	900.00	014100	6.1		750.00	014100	9.6
	975.00	000100	76.4		850.00	000100	5.6
	1,050.00	000100	151.5		900.00	000100	107.5
	1,060.00	000100	9.2		900.00	013800	2.0
	1,100.00	025300	9.1		900.00	064800	47.3
	1,249.98	018100	49.0		940.00	018100	4.7
	1,450.00	000100	23.1		1,000.00	018100	20.4
	1,550.00	000100	4.2		1,060.00	000100	20.7
Wtd. Avg. Base & Total Tons	1,750.00	021000	5.1		1,097.78	018100	374.1
	587.16		51,512.2		1,232.38	018100	55.3

**TABLE 8: BASE PRICE PAID TO GROWERS FOR GRAPES CRUSHED AND DELIVERED TO CALIFORNIA PROCESSORS FROM THE 2023 CROP WITH BRIX FACTORS AND PURCHASED TONNAGE, BY TYPE, VARIETY, REPORTING DISTRICT WHERE GROWN, AND WEIGHTED AVERAGE BASE PRICE**

District, Type, and Variety	Base Price Per Ton Dollars	Brix Factors Code <sup>1</sup>	Tons	District, Type, and Variety	Base Price Per Ton Dollars	Brix Factors Code <sup>1</sup>	Tons
<b>DISTRICT 11 (Cont'd)</b>					1,500.00	000100	145.8
Petit Verdot (Cont'd)	1,700.00	000100	5.8		1,540.91	025450	1.1
	1,750.00	021000	8.5		1,690.27	018100	154.8
	1,750.00	024500	4.2		1,927.34	018100	20.4
Wtd. Avg. Base & Total Tons	642.15		8,312.1		3,115.36	018100	81.8
					3,889.57	018100	51.8
Petite Sirah	150.00	000100	34.4	Wtd. Avg. Base & Total Tons	702.33		29,152.3
	165.00	000100	4.9				
	167.00	000100	7.3	Pinot Noir *	200.00	000100	1.7
	200.00	000100	23.0		225.00	000100	76.7
	225.00	025100	214.9		250.00	000100	86.4
	250.00	000100	50.0		250.00	025100	10.6
	267.00	000100	25.5		265.00	000100	21.1
	275.00	000100	145.7		275.00	000100	529.0
	300.00	000100	65.6		310.00	000100	199.6
	350.00	017400	52.4		375.00	000100	159.6
	350.00	067907	434.3		400.00	000100	25.0
	400.00	000100	299.3		400.00	017200	438.2
	500.00	023100	294.9		425.00	025100	26.3
	550.00	000100	1,027.6		500.00	000100	2.9
	550.00	023100	304.6		550.00	000100	1,328.4
	550.00	024500	10.9		550.00	067406	2,465.4
	550.00	024800	304.8		550.00	067421	432.8
	567.00	067605	124.8		550.00	067607	275.8
	600.00	000100	1,528.8		565.00	067595	717.9
	600.00	021200	207.7		565.00	067605	2,823.6
	600.00	067605	104.6		565.00	067607	4,743.4
	600.00	067947	995.7		567.00	067605	403.7
	615.00	067605	169.5		567.00	067607	130.5
	616.62	000100	162.0		570.00	067605	1,277.8
	650.00	000100	1,468.1		578.90	000100	2,490.0
	650.00	021200	69.8		590.00	067605	442.9
	650.00	024500	4.3		600.00	000100	672.0
	650.00	025100	123.0		600.00	001900	327.3
	650.00	067605	1,758.2		600.00	017200	2,280.2
	650.00	067930	597.8		600.00	048850	1,146.9
	650.00	067947	376.6		617.00	067605	331.9
	650.00	069478	647.4		640.00	000100	820.3
	665.00	000100	887.9		650.00	000100	4,487.8
	665.00	067605	559.7		650.00	017400	255.8
	665.00	067947	408.0		650.00	021500	313.2
	667.00	067605	540.0		655.00	000100	511.8
	667.00	067947	1,140.0		655.85	020800	478.0
	675.00	000100	209.5		658.68	020800	1,743.4
	692.00	067947	369.8		667.17	048850	895.4
	700.00	000100	4,064.6		691.34	000100	4,066.4
	700.00	021500	27.7		700.00	000100	946.4
	720.00	000100	681.9		700.00	020800	413.4
	721.11	000100	497.5		717.00	067605	453.5
	721.69	000100	425.6		725.00	000100	654.6
	746.11	000100	458.9		750.00	000100	601.5
	750.00	000100	3,766.4		800.00	000100	570.5
	775.00	000100	188.5		806.25	000100	355.4
	800.00	000100	147.8		825.00	000100	45.5
	825.00	000100	135.2		850.00	000100	150.2
	828.88	018100	45.8		850.00	007600	116.2
	850.00	000100	313.7		852.77	000100	297.0
	850.00	025100	42.3		900.00	000100	614.8
	875.00	000100	155.7		975.00	018100	55.2
	900.00	000100	786.0		1,000.00	021000	302.4
	900.00	014100	0.4		1,050.00	000100	207.1
	900.00	018100	171.0		1,100.00	000100	259.7
	940.00	018100	8.1		1,100.00	025400	3.8
	950.00	000100	4.1		1,200.00	002600	193.4
	1,000.00	000100	448.4		1,800.00	000100	1.0
	1,000.00	018100	36.7		1,966.00	000100	10.6
	1,050.00	000100	91.6	Wtd. Avg. Base & Total Tons	627.50		43,691.9
	1,060.00	000100	43.9				
	1,098.78	018100	52.1	Pinotage	1,000.00	014100	3.0
	1,100.00	000100	8.5	Wtd. Avg. Base & Total Tons	1,000.00		3.0
	1,110.26	000100	248.0				
	1,200.00	000100	24.6	Prieto Picudo	1,200.00	000100	2.3
	1,200.00	025100	3.8		1,300.00	000100	1.1
	1,300.00	000100	43.4		1,300.00	009300	0.5
	1,454.34	018100	21.1	Wtd. Avg. Base & Total Tons	1,241.03		3.9

**TABLE 8: BASE PRICE PAID TO GROWERS FOR GRAPES CRUSHED AND DELIVERED TO CALIFORNIA PROCESSORS  
FROM THE 2023 CROP WITH BRIX FACTORS AND PURCHASED TONNAGE, BY TYPE, VARIETY, REPORTING DISTRICT  
WHERE GROWN, AND WEIGHTED AVERAGE BASE PRICE**

District, Type, and Variety	Base Price	Brix	Tons	District, Type, and Variety	Base Price	Brix	Tons
	Per Ton	Factors			Per Ton	Factors	
	Dollars	Code <sup>1</sup>			Dollars	Code <sup>1</sup>	
<b>DISTRICT 11 (Cont'd)</b>					900.00	000100	5.5
Primitivo	450.00	000100	96.3		940.00	018100	32.2
	850.00	021200	1.0		1,100.00	000100	16.7
	1,200.00	000100	14.8		1,200.00	000100	5.1
	1,600.00	024400	2.2		1,250.00	000100	54.0
	572.75		114.3		1,250.00	070555	44.0
Wtd. Avg. Base & Total Tons					1,300.00	000100	43.6
Rubired *	150.00	000100	171.8		1,300.00	015700	23.9
	350.00	000100	2,511.5		1,300.00	021200	4.0
	367.00	064348	678.5		1,450.00	000100	11.2
	425.00	000100	87.4		1,500.00	000100	4.6
Wtd. Avg. Base & Total Tons	345.28		3,449.2		1,501.39	018100	163.6
Ruby Cabernet	500.00	000100	100.9		1,800.00	000100	94.6
	550.00	000100	112.1		2,000.00	000100	4.6
	1,000.00	000100	15.2	Wtd. Avg. Base & Total Tons	2,850.47	018100	72.7
Wtd. Avg. Base & Total Tons	557.87		228.2		608.72		10,793.3
Sagrantino	1,250.00	000100	1.0	Tannat	300.00	000100	2.2
Wtd. Avg. Base & Total Tons	1,250.00		1.0		546.61	000100	419.2
Sangiovese *	500.00	000100	114.2		550.00	000100	97.3
	550.00	000100	51.0		600.00	000100	1,085.4
	625.00	025100	28.4		650.00	000100	622.6
	750.00	024500	3.5		650.00	064180	146.9
	875.00	000100	16.3		700.00	000100	302.5
	900.00	000100	11.0		750.00	000100	213.0
	900.00	014100	9.6		1,000.00	000100	4.0
	1,000.00	000100	10.9		1,250.00	000100	3.1
	1,060.00	000100	21.1		1,500.00	000100	18.3
	1,100.00	000100	3.2		1,500.00	013100	1.9
	1,100.00	025100	5.8	Wtd. Avg. Base & Total Tons	1,898.47	018100	52.8
	1,200.00	024400	3.2		654.94		2,969.2
	1,250.00	017400	87.7	Tempranillo *	300.00	000100	7.6
	1,500.00	000100	12.2		600.00	000100	854.3
	1,500.00	020800	1.0		650.00	000100	85.4
1,575.00	000100	2.1		700.00	024500	3.3	
1,800.00	000100	11.9		800.00	000100	3.7	
2,200.00	000100	11.2		850.00	000100	38.2	
Wtd. Avg. Base & Total Tons	900.63		404.3		900.00	000100	12.3
Souzao	550.00	000100	80.3		1,000.00	000100	24.2
	700.00	024500	1.6		1,200.00	000100	6.0
	1,500.00	000100	3.0		1,250.00	017400	17.0
	1,521.43	025450	2.1		1,500.00	000100	11.4
Wtd. Avg. Base & Total Tons	608.97		87.0		1,500.00	021200	1.8
Syrah *	217.00	000100	1.8		1,600.00	000100	2.0
	250.00	025100	64.5		1,750.00	000100	7.0
	300.00	000100	70.4		1,900.00	022700	2.2
	350.00	025100	13.5	Wtd. Avg. Base & Total Tons	660.78		1,076.4
	450.00	000100	649.3	Teroldego	150.00	000100	4.1
	500.00	000100	2,640.7		165.00	000100	52.8
	500.00	020800	367.1		267.00	000100	55.4
	500.00	067907	56.4		350.00	017400	53.2
	515.00	067605	362.7		450.00	000100	50.2
	517.00	067605	141.9		500.00	000100	48.5
	540.00	067605	111.1		524.49	000100	203.3
	550.00	000100	748.0		525.00	023100	199.0
	565.00	067600	42.1		550.00	000100	28.2
	565.00	067605	899.2		650.00	067605	1,296.9
	567.00	067600	822.9		665.00	067605	4,003.5
	567.00	067605	100.0		667.00	067605	505.9
	567.00	067893	143.5		670.00	067605	165.4
	575.00	000100	267.4		700.00	000100	234.5
	600.00	000100	1,296.3		715.00	067605	1,002.1
	600.00	020800	572.8		715.00	067606	771.8
	600.00	024500	4.6		717.00	067605	848.5
	650.00	000100	13.2		750.00	000100	216.4
	650.00	025100	218.8		850.00	000100	169.8
	700.00	000100	173.6		950.00	014100	10.0
	800.00	018100	270.4		1,000.00	000100	25.5
	825.00	000100	26.3		1,500.00	000100	2.2
	850.00	018100	82.1		1,575.00	000100	2.1
892.00	018100	52.4		1,600.00	024400	3.1	

**TABLE 8: BASE PRICE PAID TO GROWERS FOR GRAPES CRUSHED AND DELIVERED TO CALIFORNIA PROCESSORS  
FROM THE 2023 CROP WITH BRIX FACTORS AND PURCHASED TONNAGE, BY TYPE, VARIETY, REPORTING DISTRICT  
WHERE GROWN, AND WEIGHTED AVERAGE BASE PRICE**

District, Type, and Variety	Base Price	Brix	Tons	District, Type, and Variety	Base Price	Brix	Tons
	Per Ton	Factors			Per Ton	Factors	
	Dollars	Code <sup>1</sup>			Dollars	Code <sup>1</sup>	
<b>DISTRICT 11 (Cont'd)</b>					710.53	000100	6.0
Teroldego (Cont'd)	1,650.00	000100	5.1		715.00	067605	300.1
	1,900.00	000100	1.1		717.00	067605	891.4
Wtd. Avg. Base & Total Tons	670.21		9,958.6		720.00	067605	676.9
					725.00	000100	522.1
Tinta Cao	1,500.00	009100	1.3		730.00	000100	445.6
Wtd. Avg. Base & Total Tons	1,500.00		1.3		750.00	000100	3,303.1
					750.00	064180	401.8
Touriga Nacional *	267.00	000100	13.5		750.00	067605	89.2
	467.00	067607	887.0		750.00	067961	3,955.6
	515.00	067607	202.4		750.00	069468	1,373.8
	525.00	023100	163.9		750.00	069478	170.2
	525.00	024800	183.4		765.00	069478	646.0
	717.00	067606	472.8		773.00	000100	599.9
	850.00	000100	28.4		775.00	000100	608.4
	1,100.00	000100	85.8		775.00	064800	78.8
	1,200.00	000100	2.0		775.00	067961	1,206.6
	1,500.00	000100	15.4		786.88	000100	810.9
	1,500.00	009100	7.3		800.00	000100	2,617.0
	1,507.89	025450	1.9		800.00	021200	97.9
Wtd. Avg. Base & Total Tons	582.05		2,063.8		800.00	025100	194.3
					825.00	000100	1,453.6
Zinfandel	100.00	009100	222.1		835.00	000100	71.8
	175.00	000100	162.0		850.00	000100	1,449.3
	200.00	000100	98.4		850.00	021500	286.5
	215.00	000100	14.3		850.00	067961	1,948.2
	217.00	000100	76.9		850.00	069478	115.8
	250.00	000100	675.3		867.00	069478	603.2
	250.00	009100	3,238.6		875.00	000100	692.5
	260.00	000100	263.0		875.00	064800	44.4
	275.00	000100	70.8		900.00	000100	666.5
	275.00	009100	1,015.4		900.00	010900	70.9
	300.00	000100	326.7		900.00	018100	106.6
	303.63	000100	147.3		900.00	021200	2.0
	315.00	034050	503.5		900.00	069476	70.9
	325.00	000100	97.8		909.00	018100	47.4
	350.00	000100	2,974.6		925.00	000100	242.9
	350.00	025100	204.5		925.00	064800	20.7
	375.00	007600	2,006.7		950.00	000100	985.8
	400.00	000100	2,047.0		950.00	017800	20.8
	460.00	007600	304.4		978.50	000100	138.2
	500.00	000100	527.1		1,000.00	000100	252.1
	500.00	024500	5.2		1,018.65	018100	358.4
	540.00	067605	270.5		1,050.00	000100	95.1
	550.00	000100	767.1		1,100.00	000100	1,303.1
	550.00	023100	235.1		1,100.00	018100	25.2
	550.00	067605	3,477.5		1,118.09	018100	33.8
	550.00	067607	71.7		1,150.00	000100	129.3
	550.00	067903	2,556.1		1,150.00	024800	131.8
	565.00	067600	197.6		1,168.89	018100	178.8
	565.00	067605	3,111.7		1,175.00	000100	163.4
	567.00	067605	3,176.7		1,200.00	000100	110.0
	567.00	067607	271.3		1,200.00	002600	228.9
	600.00	000100	2,710.0		1,200.00	024500	4.1
	600.00	020800	776.8		1,250.00	000100	74.0
	600.00	067605	241.0		1,274.86	018100	83.1
	615.00	067605	521.9		1,300.00	000100	70.5
	617.00	067605	494.8		1,345.24	018100	75.9
	625.00	000100	1,182.6		1,375.00	000100	9.8
	650.00	000100	968.7		1,400.00	000100	56.1
	650.00	021200	240.0		1,450.00	000100	11.3
	650.00	064800	49.0		1,488.94	018100	33.7
	650.00	067605	569.7		1,500.00	000100	76.3
	650.00	067961	62.4		1,500.00	013600	4.6
	650.00	069478	297.9		1,600.00	000100	53.5
	663.09	021000	618.2		1,600.00	011300	3.3
	665.00	067605	415.7		1,650.00	000100	11.9
	667.00	067605	507.7		1,650.00	011300	3.0
	667.00	069478	80.6		1,650.00	021000	4.3
	675.00	000100	250.6		1,675.00	000100	13.2
	675.00	021500	140.5		1,700.00	000100	22.9
	700.00	000100	2,060.5		1,750.00	000100	27.3
	700.00	020800	111.0		1,781.57	018100	85.0
	700.00	067605	931.8		1,800.00	000100	104.5
	710.00	000100	1,470.2		1,850.00	000100	2.0

**TABLE 8: BASE PRICE PAID TO GROWERS FOR GRAPES CRUSHED AND DELIVERED TO CALIFORNIA PROCESSORS FROM THE 2023 CROP WITH BRIX FACTORS AND PURCHASED TONNAGE, BY TYPE, VARIETY, REPORTING DISTRICT WHERE GROWN, AND WEIGHTED AVERAGE BASE PRICE**

District, Type, and Variety	Base Price	Brix	Tons	District, Type, and Variety	Base Price	Brix	Tons
	Per Ton	Factors			Per Ton	Factors	
	Dollars	Code <sup>1</sup>			Dollars	Code <sup>1</sup>	
<b>DISTRICT 11 (Cont'd)</b>							
Zinfandel (Cont'd)	1,900.00	000100	3.7	Muscat Blanc *	465.00	001000	1,017.4
	2,050.00	000100	4.0		1,700.00	000100	8.3
	2,050.00	002600	37.2	Wtd. Avg. Base & Total Tons	474.99		1,025.7
	2,111.90	018100	203.8	Muscat Of Alexandria	290.00	000600	217.6
	2,150.00	011300	1.0		315.00	000800	769.7
	2,200.00	000100	1.9		325.00	000100	168.1
	2,400.00	000100	41.8		325.00	043900	603.0
	2,400.00	011100	3.4		600.00	000100	690.9
	2,694.43	018100	73.0	Wtd. Avg. Base & Total Tons	396.32		2,449.3
	2,800.00	000100	18.8	Muscat Orange	500.00	000100	855.8
	3,000.00	000100	27.9		1,400.00	000100	11.3
Wtd. Avg. Base & Total Tons	658.77		76,108.8	Wtd. Avg. Base & Total Tons	511.73		867.1
Other Red Wine <sup>4</sup>	700.00	000100	2.4	Pinot Gris *	425.00	000100	1,331.7
	1,000.00	000100	3.4		475.00	000700	2,126.3
	1,500.00	000100	5.3		500.00	000100	2,048.3
	1,500.00	009100	6.3		500.00	009000	7,802.0
	1,600.00	000100	1.1		500.00	013400	371.9
Wtd. Avg. Base & Total Tons	1,310.27		18.5		515.00	001300	73.0
					517.00	009100	305.5
<b>DISTRICT 12</b>					525.00	000100	7,204.1
<b>Wine Grapes (White)</b>					525.00	013400	6,004.7
Albarino *	495.00	017200	697.5		547.51	009300	353.9
	1,400.00	000100	1.5		550.00	000100	247.7
	1,750.00	000100	7.4		550.00	040350	1,018.4
Wtd. Avg. Base & Total Tons	510.07		706.4		565.53	009400	977.3
Burger *	310.00	000400	841.2		577.81	000100	93.0
Wtd. Avg. Base & Total Tons	310.00		841.2		600.00	000100	672.7
Chardonnay *	225.00	000100	126.2		615.00	001300	1,506.9
	240.00	000100	11.3		650.00	015500	693.9
	350.00	045460	913.7		700.00	000100	870.1
	425.00	001900	2,174.1	Wtd. Avg. Base & Total Tons	525.33		33,701.4
	440.00	001900	840.0	Sauvignon Blanc *	517.00	037437	2,276.4
	460.00	054496	568.2		525.00	000100	310.8
	465.00	001900	911.1		525.00	043720	1,184.7
	465.00	054650	331.2		575.00	000100	30.3
	465.00	058790	410.2		633.34	000100	333.4
	492.00	002000	764.4		663.88	000100	416.5
	500.00	000100	2,940.0	Wtd. Avg. Base & Total Tons	541.97		4,552.1
	500.00	013600	357.3	Symphony	165.00	000100	212.5
	500.00	017000	3.0		199.35	000100	49.2
	500.00	017200	196.7		250.00	000100	44.5
	525.00	000100	8,508.3		265.00	000800	440.0
	525.00	045460	1,995.7		375.00	000100	284.5
	540.00	059595	86.9	Wtd. Avg. Base & Total Tons	270.96		1,030.7
	550.00	000100	2,504.5	Verdelho	1,400.00	000100	1.5
	550.00	012550	336.7	Wtd. Avg. Base & Total Tons	1,400.00		1.5
	565.00	054650	743.9	Vermentino *	1,100.00	009000	5.7
	575.00	045460	426.1		1,500.00	000100	23.7
	600.00	000100	883.1	Wtd. Avg. Base & Total Tons	1,422.45		29.4
	600.00	011100	336.6	Viognier	225.00	000100	338.0
	600.00	017200	2,443.8		450.00	000100	789.7
	665.00	000100	113.1		500.00	000100	83.4
Wtd. Avg. Base & Total Tons	513.78		28,926.1		515.00	002300	461.8
Chenin Blanc	225.00	000100	19.5		585.00	070429	242.1
	390.00	036590	1,303.8	Wtd. Avg. Base & Total Tons	445.21		1,915.0
	400.00	000100	2,799.7	White Riesling *	450.00	000100	752.3
Wtd. Avg. Base & Total Tons	396.01		4,123.0	Wtd. Avg. Base & Total Tons	450.00		752.3
Clairette Blanche <sup>2</sup>	1,700.00	000100	1.9	<b>Wine Grapes (Red)</b>			
Wtd. Avg. Base & Total Tons	1,700.00		1.9	Aglianico	1,200.00	000100	1.2
French Colombard	236.41	008100	1,883.9	Wtd. Avg. Base & Total Tons	1,200.00		1.2
	300.00	011600	4.8	Barbera	365.00	002000	413.0
	350.00	000100	15.9		1,200.00	000100	2.3
Wtd. Avg. Base & Total Tons	237.52		1,904.6	Wtd. Avg. Base & Total Tons	369.62		415.3
Grenache Blanc *	1,850.00	010900	2.1				
Wtd. Avg. Base & Total Tons	1,850.00		2.1				

**TABLE 8: BASE PRICE PAID TO GROWERS FOR GRAPES CRUSHED AND DELIVERED TO CALIFORNIA PROCESSORS FROM THE 2023 CROP WITH BRIX FACTORS AND PURCHASED TONNAGE, BY TYPE, VARIETY, REPORTING DISTRICT WHERE GROWN, AND WEIGHTED AVERAGE BASE PRICE**

District, Type, and Variety	Base Price	Brix	Tons	District, Type, and Variety	Base Price	Brix	Tons
	Per Ton	Factors			Per Ton	Factors	
	Dollars	Code <sup>1</sup>			Dollars	Code <sup>1</sup>	
<b>DISTRICT 12 (Cont'd)</b>							
Cabernet Sauvignon	31.00	000100	15.0		550.00	064535	387.4
	165.00	000100	34.5		560.00	017200	402.8
	200.00	021500	263.1		565.00	070466	893.1
	267.00	000100	21.1		565.00	070467	1,786.6
	300.00	000100	952.5		577.00	067607	1,832.4
	400.00	002200	582.7		582.00	064172	2,166.6
	400.00	017200	1,593.0		585.00	067607	1,343.8
	400.00	067605	536.8		592.00	067605	1,637.2
	465.00	067604	1,057.3		597.90	000100	84.3
	467.00	064172	1,749.5	Wtd. Avg. Base & Total Tons	1,550.00	000100	122.4
	490.00	002300	874.2		544.94		16,872.6
	491.32	023100	214.3	Mourvedre *	1,200.00	000100	0.5
	500.00	000100	547.9		1,850.00	017200	2.0
	515.00	002600	1,181.9	Wtd. Avg. Base & Total Tons	1,720.00		2.5
	515.00	067604	2,853.9	Muscat Hamburg *	750.00	000100	49.1
	515.00	067605	840.0	Wtd. Avg. Base & Total Tons	750.00		49.1
	550.00	000100	1,526.0	Nero D'avola *	1,200.00	000100	1.4
	550.00	021200	3,767.9		1,700.00	000100	2.0
	550.00	023100	386.7	Wtd. Avg. Base & Total Tons	1,494.12		3.4
	550.00	023400	939.9	Petit Verdot	165.00	000100	8.5
	550.00	064535	2,727.3		515.00	067605	904.4
	565.00	000100	8,167.7		550.91	023400	382.2
	565.00	067605	2,970.1		585.00	067607	1,143.1
	565.00	070466	450.0		592.00	067605	459.8
	565.00	070467	164.3		700.00	000100	268.3
	567.00	067605	2,071.0		1,200.00	020800	0.8
	578.28	000100	137.4	Wtd. Avg. Base & Total Tons	1,600.00	000100	22.0
	578.28	020800	725.5		577.78		3,189.1
	578.28	025100	302.5	Petite Sirah	500.00	017200	1,711.6
	585.00	067607	3,224.7		500.00	021200	67.1
	592.00	067605	640.2		525.00	064535	1,044.9
	600.00	000100	404.8		550.91	023400	623.6
	600.00	017200	4,339.8		565.00	000100	1,388.5
	600.00	017400	821.3		577.00	067607	920.2
	600.00	023400	455.2		585.00	067607	442.8
	600.00	064535	922.1		592.00	067605	466.6
	625.00	000100	305.4		600.00	064535	596.7
	650.00	000100	410.6		644.59	025100	270.9
	700.00	000100	1,707.3		700.00	000100	172.3
Wtd. Avg. Base & Total Tons	7,000.00	000100	470.2		1,550.00	000100	72.8
	604.95		51,355.6	Wtd. Avg. Base & Total Tons	1,800.00	000100	6.3
Cinsaut *	1,300.00	000100	24.2		566.48		7,784.3
Wtd. Avg. Base & Total Tons	1,300.00		24.2	Pinot Noir *	210.00	000100	62.8
Grenache *	165.00	000100	7.3		215.00	000100	38.6
	253.84	000100	21.2		350.00	000100	356.7
	415.00	048700	345.7		400.00	017200	710.8
	465.00	048440	170.0		415.00	067525	500.1
	500.00	014100	2.8		417.00	067607	423.5
	500.00	020800	4.0		425.00	000100	366.5
	600.00	000100	122.7		450.00	059700	1,020.0
	800.00	000100	93.3		465.00	059700	780.0
Wtd. Avg. Base & Total Tons	1,200.00	000100	1.9		490.00	063550	1,759.5
	498.17		768.9		500.00	020800	1.0
Malbec	475.00	020800	407.0		550.00	064172	518.5
Wtd. Avg. Base & Total Tons	475.00		407.0		575.00	000100	843.3
Mencia <sup>3</sup>	1,300.00	000100	0.4		600.00	017200	2,245.7
Wtd. Avg. Base & Total Tons	1,300.00		0.4	Wtd. Avg. Base & Total Tons	495.73		9,627.0
Merlot	165.00	000100	9.0	Prieto Picudo	1,200.00	000100	1.0
	200.00	000100	283.8	Wtd. Avg. Base & Total Tons	1,200.00		1.0
	375.00	000100	518.2	Primitivo	1,200.00	027800	5.0
	375.00	017200	355.9	Wtd. Avg. Base & Total Tons	1,200.00		5.0
	440.00	067604	423.5	Rubired *	275.00	060408	1,012.0
	465.00	002300	718.5		285.00	011300	276.6
	500.00	067605	423.3		350.00	000100	2,319.0
	500.79	023100	156.8	Wtd. Avg. Base & Total Tons	323.98		3,607.6
	515.00	002300	280.0				
	515.00	067604	1,692.5				
	515.00	067607	835.1				
	550.00	000100	519.4				



**TABLE 8: BASE PRICE PAID TO GROWERS FOR GRAPES CRUSHED AND DELIVERED TO CALIFORNIA PROCESSORS  
FROM THE 2023 CROP WITH BRIX FACTORS AND PURCHASED TONNAGE, BY TYPE, VARIETY, REPORTING DISTRICT  
WHERE GROWN, AND WEIGHTED AVERAGE BASE PRICE**

District, Type, and Variety	Base Price	Brix	Tons	District, Type, and Variety	Base Price	Brix	Tons
	Per Ton	Factors			Per Ton	Factors	
	Dollars	Code <sup>1</sup>			Dollars	Code <sup>1</sup>	
<b>DISTRICT 12 (Cont'd)</b>					365.00	000100	120.4
Ruby Cabernet	265.00	067190	2,744.9		400.00	000100	2,312.3
Wtd. Avg. Base & Total Tons	265.00		2,744.9		429.25	000100	493.6
				Wtd. Avg. Base & Total Tons	293.42		36,717.8
Sangiovese *	950.00	000100	16.3				
	1,500.00	000100	14.7	<b>Table Grapes</b>			
Wtd. Avg. Base & Total Tons	1,210.81		31.0	Other Table <sup>4</sup>	75.00	000100	50.8
					175.00	001700	2,996.0
Syrah *	400.00	067605	140.7		219.97	000100	87.4
	517.00	064172	447.5	Wtd. Avg. Base & Total Tons	174.63		3,134.2
	591.61	013800	295.4				
	950.00	013100	6.0	<b>Wine Grapes (White)</b>			
Wtd. Avg. Base & Total Tons	1,200.00	017200	3.0	Albarino *	500.00	000100	4.7
	528.46		892.6	Wtd. Avg. Base & Total Tons	500.00		4.7
Tannat	500.00	017200	1,262.4	Burger *	280.00	000400	1,745.8
	1,200.00	025300	2.9		325.59	004500	1,621.3
Wtd. Avg. Base & Total Tons	1,750.00	022700	1.1	Wtd. Avg. Base & Total Tons	301.95		3,367.1
	502.69		1,266.4				
Tempranillo *	315.00	002300	1,856.6	Chardonnay *	150.00	000100	51.4
	1,100.00	025100	4.1		151.50	001900	166.8
Wtd. Avg. Base & Total Tons	316.73		1,860.7		151.50	013800	326.3
					175.00	001900	25.9
Teroldego	550.91	023400	246.4		234.94	008200	401.2
	585.00	067607	555.1		236.33	000100	122.9
Wtd. Avg. Base & Total Tons	574.52		801.5		250.00	000100	271.6
					350.00	000100	229.0
Zinfandel	250.00	000100	175.5		367.00	001000	1,178.3
	250.00	009100	1,867.2		385.00	001400	2,009.9
	300.00	009100	1,328.8		395.00	001000	1,159.2
	750.00	000100	642.8		400.00	001000	6,482.5
Wtd. Avg. Base & Total Tons	1,200.00	020800	2.0		410.00	001000	883.5
	1,200.00	021000	4.2		415.00	001000	5,405.7
	1,800.00	000100	30.2		415.00	001700	7,227.0
	2,150.00	017200	2.0		415.00	001900	431.5
	2,800.00	000100	7.9		417.00	001000	496.2
Wtd. Avg. Base & Total Tons	364.39		4,060.6		425.00	020600	1,017.3
					425.34	012610	174.3
Other Red Wine <sup>4</sup>	1,400.00	000100	7.3		432.97	013600	1,289.9
Wtd. Avg. Base & Total Tons	1,400.00		7.3		434.25	012610	359.5
					434.61	012610	239.0
					440.00	001300	849.8
<b>DISTRICT 13</b>					440.00	001900	1,320.1
<b>Raisin Grapes</b>					442.09	013600	434.1
Fiesta	192.00	001700	790.7		450.00	000100	2,950.9
	250.00	001700	106.3		450.00	045460	2,584.5
	250.00	001900	1,923.3		454.41	013600	2,916.8
Wtd. Avg. Base & Total Tons	265.00	001700	838.0		460.76	011100	836.6
	276.76	005400	1,288.2		465.00	000100	5,716.6
	303.00	001700	496.3		465.05	013800	109.0
Wtd. Avg. Base & Total Tons	255.05		5,442.8		466.86	010110	282.3
					467.00	001000	1,174.5
Thompson Seedless *	225.00	000100	1,719.2		475.00	045460	7,800.4
	225.00	001700	857.4		492.94	000100	1,044.0
	225.00	010600	1,018.4		497.22	011300	97.0
	225.00	010700	561.7		500.00	000100	662.5
	225.00	010900	131.2		518.87	000100	804.5
Wtd. Avg. Base & Total Tons	225.00	011300	159.8		600.00	000100	1,561.5
	250.00	000100	678.0		600.00	017200	1,180.9
	250.00	001700	598.8		715.29	017200	248.1
	250.00	005700	599.3	Wtd. Avg. Base & Total Tons	439.97		62,523.0
	265.00	000900	79.8				
	275.00	000100	1,107.5	Chenin Blanc	325.00	008900	983.8
	275.00	009300	8.0		327.83	000100	198.0
	278.77	009300	339.1		331.36	009300	106.9
	279.91	000100	1,218.3		340.00	000800	4,529.7
	281.51	009300	1,515.6		342.00	000800	2,818.3
Wtd. Avg. Base & Total Tons	284.04	005700	188.3		367.00	000800	665.0
	284.05	005700	369.6		375.00	042050	1,828.6
	285.61	009100	703.5		400.00	000100	12.5
	286.60	005700	405.0		400.00	013600	500.7
	287.52	009400	470.1		1,300.00	000100	63.3
	300.00	000100	20,971.8	Wtd. Avg. Base & Total Tons	353.76		11,706.8
	313.98	001700	22.8				
	350.00	000100	68.3				

**TABLE 8: BASE PRICE PAID TO GROWERS FOR GRAPES CRUSHED AND DELIVERED TO CALIFORNIA PROCESSORS  
FROM THE 2023 CROP WITH BRIX FACTORS AND PURCHASED TONNAGE, BY TYPE, VARIETY, REPORTING DISTRICT  
WHERE GROWN, AND WEIGHTED AVERAGE BASE PRICE**

District, Type, and Variety	Base Price	Brix	Tons	District, Type, and Variety	Base Price	Brix	Tons
	Per Ton	Factors			Per Ton	Factors	
	Dollars	Code <sup>1</sup>			Dollars	Code <sup>1</sup>	
<b>DISTRICT 13 (Cont'd)</b>				Muscat Blanc *	250.00	000100	240.3
Clairette Blanche <sup>2</sup>	1,400.00	000100	5.1		350.00	000100	232.4
Wtd. Avg. Base & Total Tons	1,400.00		5.1		400.00	000100	51.0
Fiano	805.26	000100	3.5		410.00	001000	1,048.8
Wtd. Avg. Base & Total Tons	805.26		3.5		415.00	001000	3,519.6
French Colombard	178.36	000100	105.2		425.00	000100	70.9
	199.57	000100	893.3		437.09	001900	219.0
	199.97	008100	869.3		500.00	000100	21.2
	225.00	000100	26.3		500.00	017200	1,396.1
	225.00	011300	1,992.9		511.56	000100	545.4
	225.00	038700	564.7		518.84	000100	83.0
	229.06	008000	343.3		550.00	000100	24.3
	236.12	008000	2,494.7	Wtd. Avg. Base & Total Tons	650.00	000100	152.5
	236.62	008100	3,407.2		436.78		7,604.5
	275.00	000100	2.4	Muscat Of Alexandria	260.00	000600	2,143.2
	275.00	010600	593.2		260.00	000800	5,482.9
	281.51	000100	162.1		260.00	006500	1,981.7
	285.00	000800	18,903.2		265.00	000600	1,666.9
	290.00	000600	9,751.9		265.00	000800	31,104.1
	300.00	000100	4,579.1		267.00	000600	3,971.6
	300.00	000800	11,852.0		267.00	000800	874.5
	300.00	001000	112.4		285.00	000100	1,539.5
	300.00	011300	9,943.3		285.00	000800	1,316.1
	310.00	000600	8,099.5		290.00	000800	2,335.3
	310.00	001000	227.7		292.00	000600	247.7
	310.00	007800	643.1		300.00	000100	802.0
	315.00	000100	33,180.0		300.07	011100	371.0
	315.00	000600	1,908.6		300.44	011300	238.3
	315.00	000800	2,484.7		307.36	011300	1,725.3
	315.00	001000	1,710.4		310.00	000600	1,330.8
	317.00	001000	12,016.9		325.00	055910	8,989.1
	319.50	009300	431.2		344.99	011100	138.3
	321.79	009300	2,577.2		350.00	010700	47.6
	325.00	000100	4,493.4		350.00	011200	17,424.3
	325.00	009670	842.4		350.00	017000	661.2
	325.00	010600	1,001.9		375.00	000100	955.0
	325.00	037680	2,604.8		375.00	055910	7,377.1
	325.00	042050	22,102.1		376.02	010900	802.5
	325.59	000100	1,319.7		400.00	000100	4,474.1
	327.62	005110	1,939.3		425.00	010700	4,983.2
	330.63	000100	1,008.8	Wtd. Avg. Base & Total Tons	500.00	000100	219.2
	332.12	000100	1,342.1		311.67		103,202.5
	340.00	000800	8,991.4	Muscat Orange	500.00	000100	107.2
	342.00	000600	2,787.7		511.56	000100	926.2
	342.00	001000	4,562.1		1,500.00	000100	6.1
	342.00	007800	1,384.3	Wtd. Avg. Base & Total Tons	516.17		1,039.5
	346.34	008650	749.8	Palomino *	250.00	009300	25.4
	350.00	000100	1,903.4	Wtd. Avg. Base & Total Tons	250.00		25.4
	350.00	011100	8,448.4	Pinot Gris *	375.00	000100	22.8
	350.00	037680	6,674.9		425.00	000100	207.5
	350.00	042050	27,916.7		450.00	000100	681.8
	365.00	009200	161.7		475.00	000100	235.7
	450.00	000100	254.9		475.00	000700	36,802.1
	450.00	008900	118.0		475.00	040350	1,677.7
	505.00	000100	217.4		479.51	000100	7.9
Wtd. Avg. Base & Total Tons	933.92	000100	49.1		481.94	009300	47.3
	316.70		230,750.1		500.00	000100	59.3
Grenache Blanc *	1,300.00	000100	9.3		525.00	000100	666.6
	1,400.00	000100	1.0		525.00	009300	1,990.7
Wtd. Avg. Base & Total Tons	1,309.71		10.3		525.00	013400	1,240.0
Malvasia Bianca	600.00	000100	2.4		550.00	040350	924.8
	650.00	000100	17.6		568.00	000100	145.1
	800.00	000100	27.2		596.67	000100	402.7
Wtd. Avg. Base & Total Tons	733.90		47.2	Wtd. Avg. Base & Total Tons	909.00	000100	51.0
Marsanne	400.00	000100	20.7		482.11		45,163.0
	1,300.00	000100	3.9	Roussanne	400.00	017200	4.4
	1,541.00	007900	5.1	Wtd. Avg. Base & Total Tons	400.00		4.4
Wtd. Avg. Base & Total Tons	714.11		29.7				

**TABLE 8: BASE PRICE PAID TO GROWERS FOR GRAPES CRUSHED AND DELIVERED TO CALIFORNIA PROCESSORS  
FROM THE 2023 CROP WITH BRIX FACTORS AND PURCHASED TONNAGE, BY TYPE, VARIETY, REPORTING DISTRICT  
WHERE GROWN, AND WEIGHTED AVERAGE BASE PRICE**

District, Type, and Variety	Base Price	Brix	Tons	District, Type, and Variety	Base Price	Brix	Tons
	Per Ton	Factors			Per Ton	Factors	
	Dollars	Code <sup>1</sup>			Dollars	Code <sup>1</sup>	
<b>DISTRICT 13 (Cont'd)</b>							
Sauvignon Blanc *	400.00	010650	605.2	Cabernet Sauvignon	5.00	032510	1,476.5
	500.00	017200	639.4		100.00	001700	19.4
	550.00	000100	22.1		150.00	000100	68.3
	571.24	001700	272.5		225.00	000100	1.6
	754.22	000100	347.8		350.00	022500	2,216.1
	757.50	000100	199.1		375.00	067605	4,677.6
	800.00	012900	438.1		390.00	002600	319.1
	1,200.00	000100	5.5		400.00	002200	1,377.1
Wtd. Avg. Base & Total Tons	592.88		2,529.7		400.00	002600	1,535.1
					415.00	002600	93.2
Semillon	400.00	017200	6.5		425.00	000100	914.2
Wtd. Avg. Base & Total Tons	400.00		6.5		435.00	000100	2,026.8
					450.00	000100	1,979.7
Symphony	265.00	000800	2,172.9		450.00	064535	6,103.9
	375.00	052005	4,136.6		453.72	001900	101.2
Wtd. Avg. Base & Total Tons	337.12		6,309.5		475.00	000100	1,257.1
					475.00	001900	338.1
Triplett Blanc	200.00	001400	2,776.3		475.00	064535	475.4
	265.00	000800	357.1		568.00	000100	260.9
Wtd. Avg. Base & Total Tons	207.41		3,133.4		600.00	000100	834.0
					600.00	017200	7,603.9
Vermentino *	602.35	000100	4.4		757.50	000100	335.2
Wtd. Avg. Base & Total Tons	602.35		4.4		855.00	000100	481.4
					900.00	021200	91.5
Viognier	300.00	001600	17.4		4,500.00	000100	3.0
	650.00	000100	14.6		5,500.00	000100	7.1
	1,400.00	000100	3.0	Wtd. Avg. Base & Total Tons	457.44		34,597.4
Wtd. Avg. Base & Total Tons	540.29		35.0				
				Carignane	100.00	001700	13.4
White Riesling *	400.00	000100	119.6		300.00	016800	244.0
Wtd. Avg. Base & Total Tons	400.00		119.6		310.00	052005	1,822.4
					350.00	000100	587.6
Other White Wine <sup>4</sup>	225.00	011300	29.7		656.50	000100	89.9
Wtd. Avg. Base & Total Tons	225.00		29.7	Wtd. Avg. Base & Total Tons	702.50	000100	50.5
					334.65		2,807.8
<b>Wine Grapes (Red)</b>				Cinsaut *	400.00	017200	5.5
Alicante Bouschet *	100.00	001700	22.5	Wtd. Avg. Base & Total Tons	400.00		5.5
	225.00	000100	2.9				
	250.00	000100	116.3	Grenache *	167.00	001000	168.5
	400.00	001400	14.9		236.04	008720	2,188.5
	850.00	000100	2.4		275.00	000900	226.2
Wtd. Avg. Base & Total Tons	251.43		159.0		310.00	001000	5,207.4
					315.00	001000	2,909.1
Arinarnoa	500.00	017200	575.0		325.00	037680	4,124.3
Wtd. Avg. Base & Total Tons	500.00		575.0		340.00	001900	55.5
					350.00	000100	28.0
Barbera	225.00	000100	8.6		350.00	037680	325.7
	225.96	017600	180.3		365.00	001000	10,947.1
	250.00	002000	213.5		375.00	037680	904.7
	290.00	001900	323.2		377.97	011300	53.3
	290.00	002000	2,059.9		385.67	011400	343.2
	290.00	037405	1,589.8		392.57	011300	223.1
	292.00	002200	314.9		400.00	000100	19.1
	300.00	000100	52.0		450.00	000100	23.2
	300.00	002000	1,155.5		656.50	000100	122.7
	300.00	012900	459.0		805.12	017200	59.6
	310.00	002000	3,556.5		1,100.00	000100	2.1
	315.00	002000	1,165.8		1,300.00	000100	5.6
	354.93	000100	605.9		1,400.00	000100	3.0
	365.00	001900	11,387.9	Wtd. Avg. Base & Total Tons	334.86		27,939.9
	365.00	002000	1,644.2				
	375.00	000100	725.2	Malbec	342.20	016100	143.1
	376.82	010900	667.5		1,100.00	000100	3.7
	377.97	011300	103.9	Wtd. Avg. Base & Total Tons	361.30		146.8
	382.05	011100	508.4				
	425.00	017000	525.1	Merlot	5.00	032510	430.1
	1,000.00	013100	1.2		350.00	000100	140.1
Wtd. Avg. Base & Total Tons	339.95		27,248.3		375.00	067605	180.8
					415.00	002300	439.9
Cabernet Franc	250.00	001700	96.4		415.00	067190	5,317.5
	250.00	002600	10.4		442.00	067190	230.8
	400.00	000100	5.0		460.76	021000	466.0
	400.00	017200	16.7		464.47	001900	162.4
Wtd. Avg. Base & Total Tons	275.33		128.5		468.01	019500	175.7

**TABLE 8: BASE PRICE PAID TO GROWERS FOR GRAPES CRUSHED AND DELIVERED TO CALIFORNIA PROCESSORS  
FROM THE 2023 CROP WITH BRIX FACTORS AND PURCHASED TONNAGE, BY TYPE, VARIETY, REPORTING DISTRICT  
WHERE GROWN, AND WEIGHTED AVERAGE BASE PRICE**

District, Type, and Variety	Base Price	Brix	Tons	District, Type, and Variety	Base Price	Brix	Tons
	Per Ton	Factors			Per Ton	Factors	
	Dollars	Code <sup>1</sup>			Dollars	Code <sup>1</sup>	
<b>DISTRICT 13 (Cont'd)</b>					300.00	001900	1,778.3
Merlot (Cont'd)	475.00	000100	1,564.8		300.00	064348	1,089.4
	475.00	052005	680.9		303.00	001900	8,066.6
	475.00	060905	1,666.4		309.24	001900	362.2
	560.00	017200	280.9		310.00	052005	1,895.9
	1,200.00	000100	240.8		310.00	064348	4,975.4
Wtd. Avg. Base & Total Tons	441.44		11,977.1		315.00	001900	582.1
					315.00	060452	907.7
Mission	275.24	011100	607.0		315.00	060453	5,372.0
	450.00	000100	2.7		315.00	064348	814.2
Wtd. Avg. Base & Total Tons	276.01		609.7		317.00	063451	992.8
					317.00	063800	1,219.2
Mourvedre *	1,100.00	000100	3.0		325.00	000100	2,218.8
	1,117.11	017400	36.6		325.00	017200	847.1
Wtd. Avg. Base & Total Tons	1,115.81		39.6		325.00	058664	545.7
					325.00	062443	1,854.3
Muscat Hamburg *	475.00	000100	58.4		328.82	001900	827.2
	511.56	000100	978.5		329.25	000100	2,120.5
	1,023.00	000100	2.9		330.00	001900	1,633.8
Wtd. Avg. Base & Total Tons	510.93		1,039.8		335.00	048120	1,263.5
					335.00	052005	8,661.9
Nebbiolo	201.21	001900	105.5		340.00	001900	1,582.9
Wtd. Avg. Base & Total Tons	201.21		105.5		350.00	000100	1,497.2
					350.00	017200	1,127.0
Nero D'avola *	3,750.00	000100	2.7		353.50	001900	1,659.1
Wtd. Avg. Base & Total Tons	3,750.00		2.7		400.00	000100	302.7
					429.25	025100	355.1
Petit Verdot	350.00	002600	10.5		485.00	000100	1,510.7
	425.00	000100	621.0		584.59	021000	47.1
	450.00	000100	74.8	Wtd. Avg. Base & Total Tons	291.98		158,808.3
	500.00	000100	0.8				
	4,000.00	000100	2.0	Ruby Cabernet	240.00	002300	669.4
Wtd. Avg. Base & Total Tons	436.69		709.1		300.00	000100	983.9
					300.00	017200	2,098.5
Petite Sirah	425.00	000100	556.2		310.00	052005	574.3
	475.00	000100	2.3		325.00	052005	484.8
	500.00	000100	1,274.9		335.00	052005	1,082.2
	500.00	017200	268.4		350.00	052005	1,233.8
	502.46	024800	212.5		375.00	052005	155.0
	508.75	024800	55.1		584.59	021000	254.4
Wtd. Avg. Base & Total Tons	482.79		2,369.4	Wtd. Avg. Base & Total Tons	321.40		7,536.3
Pinot Noir *	300.00	001900	4,028.1	Sangiovese *	225.00	000100	5.3
	315.00	002200	1,207.9		325.00	000100	1.5
	400.00	000100	46.6		350.00	001700	643.2
	600.00	000100	1,169.8		384.14	001900	105.5
	600.00	017200	2,351.6	Wtd. Avg. Base & Total Tons	353.84		755.5
	900.00	017400	53.3				
Wtd. Avg. Base & Total Tons	425.45		8,857.3	Souzao	500.00	000100	454.9
				Wtd. Avg. Base & Total Tons	500.00		454.9
Primitivo	201.21	001900	185.6				
Wtd. Avg. Base & Total Tons	201.21		185.6	Syrah *	252.50	001900	166.1
					325.00	000100	303.7
Royalty	505.00	017200	30.2		350.00	000100	1,821.3
Wtd. Avg. Base & Total Tons	505.00		30.2		350.00	063530	587.7
					350.00	063567	2,086.2
Rubired *	150.00	000100	698.8		390.00	067152	1,277.2
	165.00	000100	1,638.3		400.00	000100	2,082.7
	200.00	000100	17.7		400.00	062417	867.1
	250.00	058664	1,750.7		417.70	001900	52.6
	264.00	000100	515.3		425.00	000100	2,156.7
	264.00	001900	143.7		425.00	060905	182.8
	265.00	002300	5,049.5		450.00	060905	4,053.4
	265.00	058661	434.4		500.00	000100	2,244.3
	269.42	001900	309.1		500.00	024500	3.0
	275.00	060401	13,178.0		649.46	017200	964.7
	275.00	060408	66,378.7		1,100.00	000100	2.8
	275.00	060410	1,076.7	Wtd. Avg. Base & Total Tons	423.58		18,852.3
	280.00	060410	2,909.3				
	290.00	002200	1,914.3	Tannat	425.00	000100	224.8
	290.00	002300	1,077.0		450.00	000100	374.0
	290.00	060453	463.7		500.00	000100	1.6
	290.00	064348	4,256.2	Wtd. Avg. Base & Total Tons	440.77		600.4
	296.10	001900	597.8				
	300.00	000100	288.7				

**TABLE 8: BASE PRICE PAID TO GROWERS FOR GRAPES CRUSHED AND DELIVERED TO CALIFORNIA PROCESSORS  
FROM THE 2023 CROP WITH BRIX FACTORS AND PURCHASED TONNAGE, BY TYPE, VARIETY, REPORTING DISTRICT  
WHERE GROWN, AND WEIGHTED AVERAGE BASE PRICE**

District, Type, and Variety	Base Price	Brix	Tons	District, Type, and Variety	Base Price	Brix	Tons
	Per Ton	Factors			Per Ton	Factors	
	Dollars	Code <sup>1</sup>			Dollars	Code <sup>1</sup>	
<b>DISTRICT 13 (Cont'd)</b>							
Tempranillo *	500.00	017200	502.0	Great Green *	181.66	000100	123.9
	1,100.00	000100	2.8		220.00	000100	517.0
Wtd. Avg. Base & Total Tons	503.33		504.8	Wtd. Avg. Base & Total Tons	212.59		640.9
Teroldego	325.00	060905	747.5	Ivory *	181.66	000100	2,251.8
	364.54	000100	4.4		220.00	000100	1,781.9
	500.00	000100	2.4	Wtd. Avg. Base & Total Tons	198.60		4,033.7
	500.00	017200	770.3	Krissy *	140.00	000100	302.0
Wtd. Avg. Base & Total Tons	413.81		1,524.6		181.66	000100	327.4
Touriga Nacional *	500.00	017200	759.1		220.00	000100	485.6
Wtd. Avg. Base & Total Tons	500.00		759.1	Wtd. Avg. Base & Total Tons	187.07		1,115.0
Valdiguie *	201.21	001900	66.2	Luisco	181.66	000100	46.9
Wtd. Avg. Base & Total Tons	201.21		66.2		220.00	000100	516.8
Zinfandel	200.00	007600	287.0	Wtd. Avg. Base & Total Tons	216.81		563.7
	225.00	000100	185.3	Red Globe *	220.00	000100	315.2
	250.00	000100	24.9	Wtd. Avg. Base & Total Tons	220.00		315.2
	265.00	000400	105.9	Scarlet	140.00	000100	66.7
	275.00	005850	732.3		181.66	000100	1,647.0
	280.00	033625	4,353.6		220.00	000100	235.6
	285.00	000400	4,047.0	Wtd. Avg. Base & Total Tons	184.87		1,949.3
	290.00	000400	5,310.2	Sugra-52	220.00	000100	839.2
	290.00	005850	123.7	Wtd. Avg. Base & Total Tons	220.00		839.2
	300.00	000100	3,728.4	Sugraone *	181.66	000100	126.5
	300.00	036480	6,187.8		220.00	000100	882.2
	301.29	006075	64.8	Wtd. Avg. Base & Total Tons	215.19		1,008.7
	306.88	000100	292.5	Other Table <sup>4</sup>	175.00	001700	181.2
	315.00	005350	7,232.7		181.66	000100	1,163.0
	315.00	006025	2,565.5		220.00	000100	525.6
	317.00	006025	5,385.2	Wtd. Avg. Base & Total Tons	191.79		1,869.8
	322.03	000100	522.1	<b>Wine Grapes (White)</b>			
	322.76	000600	346.3	Chardonnay *	464.41	013800	193.7
	325.00	000100	3,794.7		600.00	000100	2,067.6
	325.00	001900	18.6		600.00	017200	15,141.1
	325.00	036480	2,160.1	Wtd. Avg. Base & Total Tons	598.49		17,402.4
	327.10	000100	1,194.7	French Colombard	225.00	000100	132.8
	330.30	001900	223.6		250.00	000100	1,283.2
	331.58	000100	574.0		285.00	000800	7,744.2
	350.00	000100	66.1		305.00	000800	490.3
	350.00	007600	439.7		310.00	000800	2,916.3
	350.00	034010	2,224.8		315.00	000100	1,914.9
	375.00	000100	20.5		325.00	037680	2,042.6
	375.00	036480	10,602.9		333.63	001700	371.8
	500.00	000100	0.6		342.00	000600	860.6
	1,100.00	000100	4.6		350.00	011100	7,845.7
Wtd. Avg. Base & Total Tons	318.08		62,820.1		375.00	000100	1,489.9
Other Red Wine <sup>4</sup>	100.00	001700	38.8		400.00	000100	3,957.6
	201.21	000100	47.2		404.30	000100	1,098.5
	214.96	000100	2.9	Wtd. Avg. Base & Total Tons	330.61		32,148.4
	500.00	000100	755.3	Muscat Blanc *	500.00	000100	1,774.8
	1,300.00	000100	2.0		500.00	017200	14,826.5
Wtd. Avg. Base & Total Tons	465.91		846.2	Wtd. Avg. Base & Total Tons	500.00		16,601.3
<b>DISTRICT 14</b>							
<b>Raisin Grapes</b>							
Thompson Seedless *	181.66	000100	683.8	Muscat Of Alexandria	250.00	007600	280.3
	220.00	000100	183.4		260.00	000800	687.9
	225.00	010700	86.0		267.00	000800	12,485.2
	267.40	001700	187.8		268.00	000600	1,364.6
Wtd. Avg. Base & Total Tons	205.20		1,141.0		268.00	000800	499.6
<b>Table Grapes</b>					270.00	000600	1,454.5
Autumn Royal	181.66	000100	977.4		270.00	000800	2,849.2
	220.00	000100	121.5		270.29	001900	563.2
Wtd. Avg. Base & Total Tons	185.90		1,098.9		275.00	000800	4,566.0
Cotton Candy	220.00	000100	432.0		350.00	000100	529.2
Wtd. Avg. Base & Total Tons	220.00		432.0		375.00	000100	900.4
					375.00	017000	1,242.2
				Wtd. Avg. Base & Total Tons	278.63		27,422.3

**TABLE 8: BASE PRICE PAID TO GROWERS FOR GRAPES CRUSHED AND DELIVERED TO CALIFORNIA PROCESSORS FROM THE 2023 CROP WITH BRIX FACTORS AND PURCHASED TONNAGE, BY TYPE, VARIETY, REPORTING DISTRICT WHERE GROWN, AND WEIGHTED AVERAGE BASE PRICE**

District, Type, and Variety	Base Price	Brix	Tons	District, Type, and Variety	Base Price	Brix	Tons
	Per Ton	Factors			Per Ton	Factors	
	Dollars	Code <sup>1</sup>			Dollars	Code <sup>1</sup>	
<b>DISTRICT 14 (Cont'd)</b>							
Pinot Gris *	450.00	000700	2,206.6	Syrah *	1,800.00	024500	1.3
	525.00	000100	508.0	Wtd. Avg. Base & Total Tons	1,800.00		1.3
	525.00	013400	4,304.6	Tannat	1,800.00	024500	2.0
Wtd. Avg. Base & Total Tons	501.42		7,019.2	Wtd. Avg. Base & Total Tons	1,800.00		2.0
Sauvignon Blanc *	400.00	000100	412.6	Tempranillo *	1,800.00	016100	3.0
	496.65	001700	155.0	Wtd. Avg. Base & Total Tons	1,800.00		3.0
	500.00	017200	2,798.5	Zinfandel	300.00	000100	4,298.7
Wtd. Avg. Base & Total Tons	1,400.00	000100	45.3		300.00	009100	462.5
	499.70		3,411.4		318.00	005350	2,841.2
Other White Wine <sup>4</sup>	155.00	007600	1,985.7		325.00	036480	1,945.8
Wtd. Avg. Base & Total Tons	155.00		1,985.7		350.00	000100	540.3
<b>Wine Grapes (Red)</b>					355.44	000600	1,306.0
Alicante Bouschet *	1,800.00	017400	1.0		400.00	000100	9,043.4
Wtd. Avg. Base & Total Tons	1,800.00		1.0	Wtd. Avg. Base & Total Tons	400.00	009100	1,071.7
Barbera	220.00	000100	127.4		356.29		21,509.6
	450.00	000100	1,048.3	Other Red Wine <sup>4</sup>	220.00	000100	3,510.2
	450.00	017200	952.6	Wtd. Avg. Base & Total Tons	220.00		3,510.2
Wtd. Avg. Base & Total Tons	436.23		2,128.3	<b>DISTRICT 15</b>			
Cabernet Sauvignon	375.00	067605	6,834.9	<b>Wine Grapes (White)</b>			
	430.18	001900	196.4	Albarino *	1,800.00	000100	2.0
	450.00	064535	1,435.8	Wtd. Avg. Base & Total Tons	1,800.00		2.0
Wtd. Avg. Base & Total Tons	600.00	000100	1,136.7	Chardonnay *	1,800.00	000100	1.8
	1,800.00	024500	2.2		2,500.00	021000	2.1
Wtd. Avg. Base & Total Tons	414.29		9,606.0	Wtd. Avg. Base & Total Tons	2,176.92		3.9
Grenache *	275.00	000900	1,140.2	French Colombard	2,300.00	000100	2.2
	350.00	017200	860.6	Wtd. Avg. Base & Total Tons	2,300.00		2.2
Wtd. Avg. Base & Total Tons	307.26		2,000.8	Muscat Blanc *	1,800.00	000100	1.8
Merlot	560.00	000100	5,242.8	Wtd. Avg. Base & Total Tons	1,800.00		1.8
	560.00	017200	3,985.9	Palomino *	1,500.00	000100	2.5
Wtd. Avg. Base & Total Tons	560.00		9,228.7	Wtd. Avg. Base & Total Tons	1,500.00		2.5
Mourvedre *	1,800.00	024500	0.5	Other White Wine <sup>4</sup>	1,800.00	000100	1.0
Wtd. Avg. Base & Total Tons	1,800.00		0.5	Wtd. Avg. Base & Total Tons	1,800.00		1.0
Petite Sirah	425.00	000100	101.2	<b>Wine Grapes (Red)</b>			
Wtd. Avg. Base & Total Tons	425.00		101.2	Alicante Bouschet *	1,800.00	000100	1.0
Pinot Noir *	600.00	000100	1,688.1	Wtd. Avg. Base & Total Tons	1,800.00		1.0
Wtd. Avg. Base & Total Tons	600.00		1,688.1	Cabernet Sauvignon	2,500.00	021000	10.2
Primitivo	319.67	001900	168.0	Wtd. Avg. Base & Total Tons	2,500.00		10.2
	1,800.00	020800	1.5	Grenache *	1,800.00	000100	6.0
Wtd. Avg. Base & Total Tons	332.77		169.5		2,000.00	000100	5.9
Rubired *	265.00	013600	1,395.7	Wtd. Avg. Base & Total Tons	1,899.16		11.9
	268.00	060410	1,373.1	Malbec	2,500.00	021000	4.5
	275.00	000100	1,026.5	Wtd. Avg. Base & Total Tons	2,500.00		4.5
	275.00	011300	1,406.6	Mencia <sup>3</sup>	1,800.00	000100	0.8
	275.00	060401	4,490.5	Wtd. Avg. Base & Total Tons	1,800.00		0.8
	275.00	060408	5,318.9	Merlot	2,500.00	021000	2.0
	285.00	017200	340.6	Wtd. Avg. Base & Total Tons	2,500.00		2.0
	300.00	001900	435.8	Mourvedre *	2,000.00	000100	2.4
	300.00	017200	195.9	Wtd. Avg. Base & Total Tons	2,000.00		2.4
	325.00	046000	644.5	Petit Verdot	2,500.00	021000	4.0
	325.00	061300	593.4	Wtd. Avg. Base & Total Tons	2,500.00		4.0
	328.18	001900	3,818.0	Pinot Noir *	2,650.00	000100	4.9
	350.00	017200	1,213.2	Wtd. Avg. Base & Total Tons	2,650.00		4.9
	450.00	000100	1,799.5				
	485.00	000100	2,282.2				
Wtd. Avg. Base & Total Tons	318.51		26,334.4				
Ruby Cabernet	300.00	000100	1,361.2				
	310.00	052005	611.2				
	350.00	000100	2,737.4				
Wtd. Avg. Base & Total Tons	330.36		4,709.8				

**TABLE 8: BASE PRICE PAID TO GROWERS FOR GRAPES CRUSHED AND DELIVERED TO CALIFORNIA PROCESSORS  
FROM THE 2023 CROP WITH BRIX FACTORS AND PURCHASED TONNAGE, BY TYPE, VARIETY, REPORTING DISTRICT  
WHERE GROWN, AND WEIGHTED AVERAGE BASE PRICE**

District, Type, and Variety	Base Price	Brix	Tons	District, Type, and Variety	Base Price	Brix	Tons
	Per Ton	Factors			Per Ton	Factors	
	Dollars	Code <sup>1</sup>			Dollars	Code <sup>1</sup>	
<b>DISTRICT 15 (Cont'd)</b>							
Syrah *	1,800.00	000100	3.0		2,200.00	000100	6.3
	2,500.00	021000	2.5		2,300.00	000100	1.9
	3,000.00	000100	6.9		2,400.00	000100	22.0
Wtd. Avg. Base & Total Tons	2,608.87		12.4		2,400.00	013600	1.5
					2,760.18	020800	17.2
Tannat	1,800.00	000100	2.0		2,850.00	000100	2.8
Wtd. Avg. Base & Total Tons	1,800.00		2.0	Wtd. Avg. Base & Total Tons	2,308.10		76.6
Tempranillo *	1,800.00	000100	1.1	Muscata Of Alexandria	2,497.70	000100	1.0
Wtd. Avg. Base & Total Tons	1,800.00		1.1	Wtd. Avg. Base & Total Tons	2,497.70		1.0
Zinfandel	500.00	000100	90.0	Pecorino	2,400.00	000100	28.1
	1,000.00	000100	0.6	Wtd. Avg. Base & Total Tons	2,400.00		28.1
	2,000.00	000100	4.0				
	2,250.00	000100	10.2	Picpoul Blanc	2,000.00	000100	1.0
	2,500.00	000100	1.5	Wtd. Avg. Base & Total Tons	2,000.00		1.0
	2,500.00	017400	2.0				
	2,750.00	000100	6.7	Pinot Gris *	1,200.00	017400	2.2
Wtd. Avg. Base & Total Tons	901.96		115.0		1,375.00	000100	4.7
					1,376.14	000100	1.7
<b>DISTRICT 16</b>							
<b>Wine Grapes (White)</b>							
Albarino *	1,000.00	000100	0.3		1,450.00	000100	4.1
	1,500.00	000100	2.4		1,850.00	000100	0.3
	2,000.00	000100	8.0		1,992.00	011100	3.5
	2,500.00	000100	2.0		2,000.00	000100	17.1
	2,500.00	017400	1.0		2,100.00	000100	3.2
	2,700.00	011300	1.9		2,200.00	013400	4.0
	2,800.00	000100	6.9		2,200.00	000100	1.5
	4,100.00	013100	2.0		2,300.00	000100	2.6
Wtd. Avg. Base & Total Tons	2,451.02		24.5	Wtd. Avg. Base & Total Tons	2,300.00	017200	2.6
					2,400.00	000100	7.0
Arneis	2,237.00	011100	6.1		2,492.05	017000	10.7
	2,400.00	000100	12.9		2,850.00	000100	3.3
Wtd. Avg. Base & Total Tons	2,347.67		19.0	Wtd. Avg. Base & Total Tons	2,077.90		65.9
Chardonnay *	1,000.00	000100	0.8	Roussanne	2,860.88	024500	1.0
	1,200.00	000100	5.0	Wtd. Avg. Base & Total Tons	2,860.88		1.0
	1,200.00	011300	3.1				
	1,200.00	017400	3.0	Sauvignon Blanc *	1,000.00	013600	1.0
	1,400.00	017400	1.0		1,450.00	024800	2.6
	1,450.00	000100	18.7		1,500.00	000100	0.5
	1,500.00	024800	2.0		1,600.00	000100	1.5
	1,810.00	018900	5.0		2,000.00	000100	23.5
	2,000.00	000100	2.0		2,000.00	017200	2.3
	2,000.00	015700	1.7		2,069.41	000100	1.7
	2,100.00	000100	6.3		2,090.10	000100	0.5
	2,200.00	000100	5.1		2,100.00	000100	1.7
	2,300.00	000100	6.3		2,200.00	000100	13.1
	2,400.00	000100	10.1		2,300.00	000100	3.5
	2,400.00	013600	2.0		2,300.00	017400	1.0
	2,500.00	000100	5.1	Wtd. Avg. Base & Total Tons	2,189.93		62.0
	2,856.86	017100	33.5				
Wtd. Avg. Base & Total Tons	2,154.65		110.7	Semillon	2,000.00	000100	0.6
				Wtd. Avg. Base & Total Tons	2,000.00		0.6
Fiano	1,400.00	000100	1.6				
	2,400.00	000100	16.6	Torrontes	2,420.00	000100	0.4
Wtd. Avg. Base & Total Tons	2,312.09		18.2	Wtd. Avg. Base & Total Tons	2,420.00		0.4
Grenache Blanc *	1,200.00	017400	6.0	Vermantino *	1,500.00	000100	7.2
	2,000.00	000100	37.8		1,800.00	000100	3.4
	2,650.00	000100	2.6		1,950.00	000100	5.6
Wtd. Avg. Base & Total Tons	1,932.97		46.4		2,000.00	000100	10.9
					2,100.00	020800	9.6
Malvasia Bianca	1,800.00	011100	4.5		2,300.00	000100	7.4
Wtd. Avg. Base & Total Tons	1,800.00		4.5		2,300.00	017000	11.2
					2,321.94	000100	0.4
Muscat Blanc *	1,000.00	000100	2.4		2,400.00	000100	51.4
	1,900.00	000100	1.3		2,800.00	000100	4.6
	1,900.00	021000	9.3	Wtd. Avg. Base & Total Tons	2,235.89		111.7
	2,000.00	000100	3.6				
	2,000.00	015900	4.5	Viognier	1,401.60	000100	1.2
	2,076.09	000100	0.2		1,500.00	000100	1.0
	2,100.00	000100	3.6		1,800.00	000100	1.0
					1,850.00	000100	0.4

**TABLE 8: BASE PRICE PAID TO GROWERS FOR GRAPES CRUSHED AND DELIVERED TO CALIFORNIA PROCESSORS  
FROM THE 2023 CROP WITH BRIX FACTORS AND PURCHASED TONNAGE, BY TYPE, VARIETY, REPORTING DISTRICT  
WHERE GROWN, AND WEIGHTED AVERAGE BASE PRICE**

District, Type, and Variety	Base Price	Brix	Tons	District, Type, and Variety	Base Price	Brix	Tons
	Per Ton	Factors			Per Ton	Factors	
	Dollars	Code <sup>1</sup>			Dollars	Code <sup>1</sup>	
<b>DISTRICT 16 (Cont'd)</b>					1,500.00	000100	22.2
Viognier (Cont'd)	2,000.00	000100	0.7		1,550.00	000100	2.2
	2,000.00	013400	2.8		1,575.00	000100	0.6
	2,000.00	024800	2.0		1,600.00	000100	3.4
	2,100.00	000100	10.0		1,800.00	000100	20.5
	2,164.93	000100	2.3		1,800.00	025300	1.6
	2,200.00	000100	2.0		1,850.00	020800	0.6
	2,350.00	022000	5.5		1,900.00	000100	6.0
	2,500.00	000100	1.7		2,000.00	000100	39.5
	2,735.50	019000	11.1		2,000.00	017400	0.4
Wtd. Avg. Base & Total Tons	2,269.55		41.7		2,000.00	021200	1.9
					2,000.00	024500	2.0
White Riesling *	1,810.00	016900	3.5		2,100.00	000100	16.6
	2,000.00	000100	1.3		2,100.00	025100	1.0
Wtd. Avg. Base & Total Tons	1,861.46		4.8		2,104.11	000100	3.6
					2,104.11	029300	1.0
Other White Wine <sup>4</sup>	2,400.00	000100	1.5		2,104.22	000100	1.9
Wtd. Avg. Base & Total Tons	2,400.00		1.5		2,110.07	000100	12.7
					2,200.00	000100	13.8
<b>Wine Grapes (Red)</b>					2,200.00	024800	2.6
Aglianico	1,500.00	000100	0.5		2,250.00	000100	1.1
	1,600.00	021600	1.7		2,300.00	000100	2.4
	1,900.00	000100	1.2		2,400.00	019000	2.6
	2,000.00	000100	1.2		2,500.00	000100	9.6
	2,700.00	000100	1.4		2,500.00	021000	11.1
	2,800.00	000100	2.5		2,692.46	000100	3.7
Wtd. Avg. Base & Total Tons	2,227.06		8.5		2,700.00	000100	48.0
					2,738.87	024500	83.0
Alicante Bouschet *	1,000.00	000100	10.5		2,750.00	000100	12.2
	1,800.00	000100	2.0		3,545.40	000100	0.9
Wtd. Avg. Base & Total Tons	1,268.31		14.2	Wtd. Avg. Base & Total Tons	2,290.20		342.4
				Carignane	1,200.00	000100	4.0
Barbera	1,968.09	024300	1.4		1,200.00	011500	1.9
	2,000.00	000100	2.5		1,200.00	017400	2.5
	2,190.61	000100	0.4		1,400.00	017000	4.1
	2,200.00	000100	8.6		2,000.00	000100	8.5
	2,250.00	000100	3.3		2,782.80	000100	2.3
	2,260.00	000100	2.2	Wtd. Avg. Base & Total Tons	1,683.28		23.3
	2,260.00	027600	1.5				
	2,700.00	000100	9.8	Carmenere	1,500.00	000100	1.5
	2,800.00	000100	5.3		2,000.00	000100	0.5
Wtd. Avg. Base & Total Tons	2,895.11	029712	9.2	Wtd. Avg. Base & Total Tons	1,625.00		2.0
	2,517.50		44.2				
Cabernet Franc	500.00	000100	1.3	Cinsaut *	492.00	000100	0.3
	1,200.00	000100	5.2		1,900.00	000100	2.0
	1,200.00	011500	2.2		1,900.00	021000	5.5
	1,450.00	000100	10.1		2,100.00	010700	12.0
	1,775.00	000100	8.2		2,400.00	000100	1.2
	1,810.00	013100	3.0		2,544.39	020800	4.4
	1,850.00	000100	1.5	Wtd. Avg. Base & Total Tons	2,113.11		25.4
	1,850.00	020800	4.1				
	2,000.00	000100	2.5	Counoise	2,200.00	017000	2.2
	2,000.00	024500	2.6	Wtd. Avg. Base & Total Tons	2,200.00		2.2
	2,183.20	000100	3.8				
	2,200.00	000100	1.8	Dolcetto	1,500.00	000100	1.0
	2,200.00	024800	2.1	Wtd. Avg. Base & Total Tons	1,500.00		1.0
	2,250.00	000100	2.8				
	2,300.00	000100	2.0	Grenache *	500.00	000100	8.5
	2,300.00	024800	1.5		718.00	000100	0.4
	2,350.00	000100	1.9		1,000.00	025100	2.8
	2,400.00	000100	9.0		1,200.00	000100	5.0
	2,500.00	000100	5.5		1,200.00	011300	4.3
	2,700.00	000100	13.8		1,200.00	017400	9.6
	2,782.27	027600	4.4		1,400.00	017000	1.0
	2,800.00	000100	2.7		1,450.00	000100	3.0
Wtd. Avg. Base & Total Tons	2,095.90		92.0		1,800.00	000100	6.7
					1,999.55	000100	1.2
					2,000.00	000100	24.3
Cabernet Sauvignon	500.00	000100	0.5		2,000.00	017200	2.4
	1,000.00	013600	0.8		2,100.00	000100	1.5
	1,000.00	021000	0.4		2,300.00	025100	1.0
	1,200.00	011500	3.0		2,400.00	000100	2.4
	1,400.00	017400	1.0		2,500.00	017400	2.6
	1,450.00	000100	8.0		2,560.08	024500	8.7



**TABLE 8: BASE PRICE PAID TO GROWERS FOR GRAPES CRUSHED AND DELIVERED TO CALIFORNIA PROCESSORS  
FROM THE 2023 CROP WITH BRIX FACTORS AND PURCHASED TONNAGE, BY TYPE, VARIETY, REPORTING DISTRICT  
WHERE GROWN, AND WEIGHTED AVERAGE BASE PRICE**

District, Type, and Variety	Base Price	Brix	Tons	District, Type, and Variety	Base Price	Brix	Tons
	Per Ton	Factors			Per Ton	Factors	
	Dollars	Code <sup>1</sup>			Dollars	Code <sup>1</sup>	
<b>DISTRICT 16 (Cont'd)</b>							
Grenache * (Cont'd)	2,700.00	021000	2.7	Nebbiolo	2,300.00	000100	1.4
	4,100.00	018900	0.4	Wtd. Avg. Base & Total Tons	2,300.00		1.4
Wtd. Avg. Base & Total Tons	1,723.61		88.5	Negroamaro	1,140.00	017400	3.8
Malbec	1,200.00	011500	2.0	Wtd. Avg. Base & Total Tons	1,140.00		3.8
	1,400.00	000100	2.0	Nero D'avola *	2,700.00	000100	9.8
	1,450.00	000100	16.1	Wtd. Avg. Base & Total Tons	2,700.00		9.8
	1,500.00	000100	7.4	Petit Verdot	1,500.00	000100	0.3
	1,700.00	021000	12.6		1,558.00	000100	0.8
	1,900.00	000100	1.0		1,600.00	000100	0.2
	2,000.00	000100	0.1		2,000.00	000100	1.3
	2,000.00	017200	4.4		2,049.30	026800	0.4
	2,000.00	021000	0.6		2,174.57	000100	1.9
	2,000.00	021200	0.5		2,200.00	024800	1.0
	2,000.00	024500	1.2		2,300.00	021000	1.7
	2,010.69	000100	0.3		2,500.00	000100	0.5
	2,150.00	000100	4.3		2,600.00	000100	1.6
	2,200.00	000100	5.5		2,700.00	000100	4.2
	2,200.00	021000	3.5		2,707.12	024500	0.4
	2,250.00	000100	0.6	Wtd. Avg. Base & Total Tons	2,343.40		14.3
	2,250.00	024800	1.6	Petite Sirah	501.50	000100	0.3
	2,400.00	000100	4.8		1,200.00	000100	1.1
	2,567.45	024500	19.3		1,400.00	000100	2.8
	2,600.00	000100	2.7		1,400.00	017400	0.9
Wtd. Avg. Base & Total Tons	1,980.72		90.5		1,600.00	000100	2.1
Merlot	500.00	000100	2.0		1,775.00	000100	5.2
	800.00	000100	10.5		1,900.00	000100	4.5
	800.00	025100	0.5		2,000.00	000100	34.0
	1,000.00	000100	0.7		2,000.00	017400	1.0
	1,200.00	000100	8.0		2,000.00	021200	1.9
	1,200.00	011500	1.8		2,074.70	000100	1.8
	1,200.00	017400	3.0		2,074.70	024300	0.8
	1,500.00	000100	1.7		2,100.00	021000	15.4
	1,576.15	000100	5.3		2,200.00	000100	1.8
	1,600.00	000100	2.3		2,200.00	021000	3.6
	1,800.00	000100	7.5		2,250.00	000100	9.2
	1,800.00	024800	1.1		2,300.00	000100	10.2
	1,850.00	000100	1.5		2,400.00	000100	6.0
	1,987.14	000100	2.8		2,400.00	024500	3.8
	2,000.00	000100	17.8		2,700.00	000100	16.1
	2,000.00	013600	1.5		2,750.00	000100	7.5
	2,000.00	024500	0.5		2,939.11	027600	21.8
	2,100.00	024800	2.3	Wtd. Avg. Base & Total Tons	2,286.25		151.8
	2,150.00	026800	0.8	Pinot Noir *	1,450.00	000100	2.9
	2,245.75	000100	2.7		1,500.00	000100	3.9
	2,250.00	000100	4.5	Wtd. Avg. Base & Total Tons	1,478.68		6.8
	2,500.00	000100	0.5	Primitivo	1,500.00	000100	1.9
	2,700.00	000100	24.4		1,559.00	017400	6.0
	3,034.23	024500	8.9	Wtd. Avg. Base & Total Tons	2,700.00	000100	5.4
Wtd. Avg. Base & Total Tons	1,960.35		112.6		2,013.83		13.3
Mission	600.00	000100	8.5	Sagrantino	2,525.00	017400	2.3
Wtd. Avg. Base & Total Tons	600.00		8.5	Wtd. Avg. Base & Total Tons	2,700.00	000100	12.3
Montepulciano	1,900.00	000100	5.2		2,672.43		14.6
	2,100.00	000100	10.4	Sangiovese *	500.00	000100	0.8
	2,400.00	000100	9.9		1,250.00	000100	1.3
	2,700.00	000100	23.2		1,450.00	000100	1.1
	2,800.00	000100	7.2		1,500.00	000100	3.5
Wtd. Avg. Base & Total Tons	2,473.70		55.9		1,600.00	000100	6.5
Mourvedre *	1,000.00	000100	9.3		1,750.00	000100	13.8
	1,200.00	000100	1.5		1,800.00	000100	3.2
	1,800.00	000100	0.5		1,845.96	021200	1.0
	2,000.00	000100	22.7		2,000.00	000100	25.3
	2,000.00	017400	0.6		2,000.00	017200	2.8
	2,187.47	000100	0.5		2,000.00	017400	3.0
	2,300.00	000100	3.3		2,000.00	024800	3.6
	2,800.00	000100	7.8		2,100.00	000100	1.1
	2,903.87	029125	4.9		2,150.00	000100	2.3
Wtd. Avg. Base & Total Tons	2,022.56		51.1		2,174.18	000100	1.0

**TABLE 8: BASE PRICE PAID TO GROWERS FOR GRAPES CRUSHED AND DELIVERED TO CALIFORNIA PROCESSORS  
FROM THE 2023 CROP WITH BRIX FACTORS AND PURCHASED TONNAGE, BY TYPE, VARIETY, REPORTING DISTRICT  
WHERE GROWN, AND WEIGHTED AVERAGE BASE PRICE**

District, Type, and Variety	Base Price	Brix	Tons	District, Type, and Variety	Base Price	Brix	Tons
	Per Ton	Factors			Per Ton	Factors	
	Dollars	Code <sup>1</sup>			Dollars	Code <sup>1</sup>	
<b>DISTRICT 16 (Cont'd)</b>					2,700.00	000100	17.8
Sangiovese * (Cont'd)	2,200.00	000100	8.4		3,096.17	024500	16.9
	2,200.00	011500	0.9	Wtd. Avg. Base & Total Tons	2,335.72		101.7
	2,260.00	000100	3.8				
	2,300.00	000100	4.2	Zinfandel	500.00	000100	6.0
	2,600.00	000100	11.0		2,000.00	000100	8.1
	2,700.00	000100	70.9		2,200.00	000100	7.0
	2,770.77	024500	12.6		2,204.00	000100	7.6
	4,821.00	000100	2.4		2,250.00	000100	4.0
Wtd. Avg. Base & Total Tons	2,358.13		184.5		2,300.00	000100	15.0
					2,400.00	000100	12.8
Syrah *	500.00	000100	1.5		2,500.00	000100	5.4
	667.00	000100	0.3		3,000.00	000100	3.0
	1,000.00	000100	0.4		3,000.63	029717	27.8
	1,000.00	025100	2.2		7,000.00	000100	3.5
	1,200.00	000100	14.0	Wtd. Avg. Base & Total Tons	2,554.77		100.2
	1,200.00	011500	1.9				
	1,200.00	017400	4.0	Other Red Wine <sup>4</sup>	500.00	000100	1.0
	1,377.85	000100	0.8	Wtd. Avg. Base & Total Tons	500.00		1.0
	1,450.00	000100	4.6				
	1,500.00	000100	1.1	<b>DISTRICT 17</b>			
	1,500.00	022900	6.8	<b>Wine Grapes (White)</b>			
	1,500.00	027600	2.6	Albarino *	175.00	000100	208.1
	1,600.00	000100	8.9		200.00	000100	23.5
	1,605.50	000100	0.4		270.00	000100	30.1
	1,650.00	021000	3.0		500.00	000100	1.4
	1,700.00	000100	0.5		500.00	001000	153.7
	1,700.00	021000	8.5		642.00	039790	330.1
	1,750.00	000100	9.5		645.00	039790	82.7
	1,800.00	000100	1.0		647.00	042475	596.0
	1,900.00	000100	1.4		650.00	039790	237.0
	1,950.00	000100	9.0		650.00	039820	860.9
	2,000.00	000100	14.8		665.00	039820	958.4
	2,000.00	013600	1.5		670.00	039820	110.0
	2,000.00	024500	1.8		670.00	040790	400.0
	2,047.78	000100	1.0		675.00	039790	359.0
	2,049.75	000100	4.5		725.00	000100	288.6
	2,100.00	000100	3.7		735.00	000100	44.1
	2,150.00	000100	6.8		900.00	000100	5.6
	2,200.00	000100	4.7		950.00	000100	2.0
	2,200.00	021000	4.7		1,065.70	000100	72.4
	2,236.20	000100	1.9		1,300.00	000100	4.1
	2,250.00	000100	2.9	Wtd. Avg. Base & Total Tons	638.41		4,767.7
	2,400.00	000100	14.1				
	2,450.00	000100	9.8	Chardonnay *	200.00	000100	104.1
	2,500.00	000100	20.4		225.00	000100	1,596.8
	2,600.00	000100	3.3		250.00	000100	24.3
	2,700.00	000100	24.5		267.00	000100	96.1
	2,755.23	024500	28.8		270.00	000100	25.0
Wtd. Avg. Base & Total Tons	2,111.25		231.6		300.00	002000	148.0
					300.00	045460	541.1
Tannat	2,000.00	000100	1.8		400.00	000100	1.7
	2,002.36	024500	0.9		450.00	000100	964.4
	2,700.00	000100	0.8		465.00	000100	535.5
	2,968.00	000100	1.5		500.00	000100	361.4
	3,094.05	024500	1.2		550.00	000100	635.5
Wtd. Avg. Base & Total Tons	2,536.61		6.2		550.00	002000	1,899.7
					550.00	058790	240.0
Tempranillo *	1,500.00	000100	1.2		565.00	059825	511.8
	1,560.00	017000	2.9		570.00	059590	211.0
	1,576.14	000100	3.0		592.00	059590	353.7
	1,600.00	000100	0.4		600.00	000100	2,448.3
	1,750.00	011000	7.3		600.00	045460	222.7
	1,800.00	000100	4.4		600.00	059590	457.3
	1,850.00	000100	1.9		615.00	059590	1,573.4
	2,000.00	000100	20.9		620.00	059590	1,659.5
	2,250.00	000100	2.9		625.00	000100	1,454.2
	2,291.59	000100	1.8		625.00	056900	97.4
	2,300.00	000100	4.2		625.00	059825	229.5
	2,350.00	000100	8.6		626.48	000100	215.1
	2,400.00	000100	0.6		642.00	059590	1,509.2
	2,450.00	000100	1.0		642.00	059595	695.3
	2,550.00	000100	5.9		650.00	000100	2,019.3
					650.00	011300	1,149.6
					650.00	013600	456.0

**TABLE 8: BASE PRICE PAID TO GROWERS FOR GRAPES CRUSHED AND DELIVERED TO CALIFORNIA PROCESSORS FROM THE 2023 CROP WITH BRIX FACTORS AND PURCHASED TONNAGE, BY TYPE, VARIETY, REPORTING DISTRICT WHERE GROWN, AND WEIGHTED AVERAGE BASE PRICE**

District, Type, and Variety	Base Price Per Ton Dollars	Brix Factors Code <sup>1</sup>	Tons	District, Type, and Variety	Base Price Per Ton Dollars	Brix Factors Code <sup>1</sup>	Tons
<b>DISTRICT 17 (Cont'd)</b>				Falaghina Greco <sup>2</sup>	1,400.00	000100	7.9
Chardonnay * (Cont'd)	650.00	013800	147.8		1,450.00	000100	3.3
	650.00	059590	1,013.0		1,450.00	001400	5.8
	667.00	059825	689.7	Wtd. Avg. Base & Total Tons	1,426.76		17.0
	667.00	059590	2,232.6				
	667.00	059825	615.0	Fiano	1,015.78	000100	1.5
	675.00	000100	792.6	Wtd. Avg. Base & Total Tons	1,015.78		1.5
	696.09	007600	501.4				
	697.00	059590	339.5	Gewurztraminer	170.00	000100	289.0
	700.00	000100	554.9		250.00	000100	33.3
	700.00	017000	215.3		267.00	000100	7.9
	703.29	000100	310.5		270.00	000100	13.5
	725.00	000100	557.5		420.00	039792	244.0
	725.00	056900	48.6		450.00	000100	287.0
	733.00	000100	299.3		467.00	039790	73.1
	750.00	000100	3,836.1		467.00	039815	763.1
	800.00	000100	8,204.7		500.00	000100	47.9
	825.00	000100	2,277.9		505.00	000100	250.0
	850.00	000100	582.0		517.00	001300	256.3
	900.00	000100	2,773.1		600.00	001300	915.0
	950.00	000100	1.0		620.00	038213	844.7
	1,000.00	021200	74.7		650.00	000100	29.2
	1,014.75	000100	13.8		650.00	039820	850.0
	1,100.00	000100	192.4		800.00	000100	101.6
	1,400.00	021200	32.1		1,100.00	000100	26.7
	1,500.00	013400	2.5		1,300.00	000100	6.4
	1,600.00	000100	3.1		1,950.00	010900	3.3
Wtd. Avg. Base & Total Tons	673.63	017200	48,753.6	Wtd. Avg. Base & Total Tons	542.97		5,042.0
Chenin Blanc	400.00	000100	5.8	Gruner Veltliner	417.00	001000	74.2
	400.00	001300	2,305.6	Wtd. Avg. Base & Total Tons	417.00		74.2
	440.00	000100	154.0	Muscat Blanc *	395.00	001400	115.5
	450.00	000100	214.1		700.00	000100	182.4
	455.70	009400	5.2		880.00	000100	25.5
	467.00	038170	372.5		1,300.00	000100	9.7
	467.00	039708	1,087.8		1,500.00	000100	9.0
	475.00	000100	230.5		1,500.00	011300	1.0
	500.00	000100	183.5	Wtd. Avg. Base & Total Tons	650.98		343.1
	500.00	007800	362.3	Muscat Of Alexandria	167.00	000100	4.6
	528.29	000100	600.2		817.00	059595	90.0
	600.00	000100	24.9	Wtd. Avg. Base & Total Tons	785.39		94.6
	600.00	007800	1,208.7	Muscat Orange	525.00	000100	51.8
	625.00	007800	267.1	Wtd. Avg. Base & Total Tons	525.00		51.8
	750.00	000100	245.3	Pinot Gris *	450.00	000100	78.8
	775.00	000100	84.2		500.00	000100	629.9
	800.00	000100	74.0		517.00	001000	96.9
	800.00	007800	150.0		517.00	038213	175.5
	820.00	007800	47.4		550.00	040350	674.3
	850.00	000100	466.8		597.93	009400	274.3
	900.00	000100	24.7		600.00	000100	4,818.3
	933.17	000100	2.0		600.00	009000	6,371.1
	1,000.00	000100	45.8		615.00	039715	275.3
	1,000.00	011100	6.1		615.00	039725	226.9
	1,100.00	000100	57.8		620.00	038213	574.6
	1,250.00	000100	10.8		638.07	007600	130.9
	1,300.00	000100	5.0		640.00	000100	479.0
	1,300.00	016800	8.0		642.54	000100	847.1
	1,400.00	000100	7.6		647.00	038213	721.0
	1,400.00	009100	3.0		650.00	000100	239.6
	1,450.00	000100	3.4		650.00	040350	2,927.1
	1,500.00	000100	2.1		675.00	000100	461.5
	1,500.00	017000	3.1		675.00	039715	433.8
	1,600.00	000100	11.1		867.00	048800	184.4
	1,600.00	010900	3.0		1,117.00	050350	443.8
	1,600.00	011100	4.0		1,200.00	000100	3.3
	1,850.00	000100	4.2		1,200.00	017000	2.0
Wtd. Avg. Base & Total Tons	540.22	009100	8,292.6		1,250.00	000100	8.3
Cortese	1,450.00	000100	2.5		1,300.00	000100	17.0
	1,450.00	001400	5.9	Wtd. Avg. Base & Total Tons	1,325.00	000100	15.0
Wtd. Avg. Base & Total Tons	1,450.00		8.4				

**TABLE 8: BASE PRICE PAID TO GROWERS FOR GRAPES CRUSHED AND DELIVERED TO CALIFORNIA PROCESSORS FROM THE 2023 CROP WITH BRIX FACTORS AND PURCHASED TONNAGE, BY TYPE, VARIETY, REPORTING DISTRICT WHERE GROWN, AND WEIGHTED AVERAGE BASE PRICE**

District, Type, and Variety	Base Price	Brix	Tons	District, Type, and Variety	Base Price	Brix	Tons
	Per Ton	Factors			Per Ton	Factors	
	Dollars	Code <sup>1</sup>			Dollars	Code <sup>1</sup>	
<b>DISTRICT 17 (Cont'd)</b>							
Pinot Gris * (Cont'd)	1,500.00	000100	5.2	Viognier	270.00	000100	12.5
	1,650.00	000100	5.0		500.00	000100	0.7
Wtd. Avg. Base & Total Tons	624.94		21,119.9		500.00	070435	73.5
					567.00	070454	617.7
Sauvignon Blanc *	150.00	000100	49.2		600.00	070454	846.0
	175.00	000100	69.1		620.00	070454	649.8
	190.36	000100	103.7		650.00	000100	33.8
	225.00	000100	323.5		667.00	070454	253.1
	250.00	013100	365.5		675.00	069478	437.4
	300.00	000100	7.7		975.00	000100	4.0
	315.00	000100	5.0		1,000.00	000100	21.2
	317.00	000100	35.3		1,500.00	013400	3.4
	320.00	000100	30.5	Wtd. Avg. Base & Total Tons	615.43		2,953.1
	325.00	000100	1.0				
	350.00	000100	576.4	White Riesling *	250.00	000100	164.3
	400.00	000100	6.2		250.00	001600	394.2
	450.00	000100	132.6		267.00	000100	7.3
	500.00	000100	921.6		270.00	000100	20.6
	525.00	000100	1,380.9		500.00	000100	776.1
	537.77	000100	90.8		525.00	000100	65.1
	540.00	038203	645.8		637.15	013100	164.3
	540.00	039708	600.0		650.00	001000	200.0
	545.00	037435	1,380.4		650.00	038213	2,394.9
	545.00	038219	377.3		667.00	038213	275.0
	545.00	039708	1,304.0		750.00	000100	267.1
	550.00	038203	416.0		850.00	000100	3.4
	550.00	039708	600.0	Wtd. Avg. Base & Total Tons	580.56		4,732.3
	567.00	000600	344.0				
	574.23	011100	172.4	Other White Wine <sup>4</sup>	400.00	009100	8.7
	575.00	000600	266.2		1,450.00	001400	4.5
	575.00	009350	297.5	Wtd. Avg. Base & Total Tons	757.95		13.2
	587.92	011100	278.7				
	592.00	037437	633.0	<b>Wine Grapes (Red)</b>			
	597.52	017000	357.4	Aglianico	1,400.00	000100	10.7
	600.00	000100	1,193.8		2,100.00	000100	1.2
	600.00	010700	285.2	Wtd. Avg. Base & Total Tons	1,470.59		11.9
	600.00	011100	803.7				
	600.00	041500	25.3	Alicante Bouschet *	1,700.00	000100	1.8
	600.00	041700	63.4		1,750.00	000100	2.0
	617.00	037433	1,380.0	Wtd. Avg. Base & Total Tons	1,726.32		3.8
	617.00	037435	791.1				
	625.00	000100	882.8	Barbera	561.87	000100	0.4
	640.00	039792	862.0		1,550.00	020600	3.9
	650.00	000100	47.1	Wtd. Avg. Base & Total Tons	1,458.08		4.3
	675.00	000100	948.0				
	700.00	000100	195.8	Cabernet Franc	500.00	000100	2.7
	800.00	000100	350.4		650.00	000100	4.0
	900.00	000100	187.7		837.79	011420	5.3
	900.00	013600	18.5		1,250.00	000100	1.9
	1,000.00	017000	231.7		1,600.00	000100	10.2
	1,300.00	011100	3.3		1,700.00	020800	4.3
	1,500.00	000100	5.1	Wtd. Avg. Base & Total Tons	1,211.10		28.4
	1,520.00	000100	2.9				
	1,550.00	000100	6.3	Cabernet Sauvignon	561.87	000100	2.6
	1,600.00	000100	3.5		650.00	000100	88.2
Wtd. Avg. Base & Total Tons	568.33		20,059.3		1,700.00	021000	4.2
					1,750.00	017200	1.9
Semillon	450.00	000100	263.7	Wtd. Avg. Base & Total Tons	714.71		96.9
	567.00	037450	235.9				
Wtd. Avg. Base & Total Tons	505.24		499.6	Carignane	561.87	000100	0.9
				Wtd. Avg. Base & Total Tons	561.87		0.9
Symphony	400.00	000100	3.0				
	933.17	000100	1.0	Cinsaut *	2,000.00	000100	3.3
Wtd. Avg. Base & Total Tons	533.29		4.0	Wtd. Avg. Base & Total Tons	2,000.00		3.3
Verdejo	1,250.00	000100	2.1	Graciano	561.87	000100	1.1
	1,300.00	000100	3.7	Wtd. Avg. Base & Total Tons	561.87		1.1
Wtd. Avg. Base & Total Tons	1,281.90		5.8				
				Grenache *	561.87	000100	2.8
Verdelho	417.00	001000	259.9		1,250.00	000100	14.9
Wtd. Avg. Base & Total Tons	417.00		259.9		1,675.00	000100	0.9
					1,740.00	017000	3.2
					1,950.00	000100	2.7
					2,450.00	000100	3.3
				Wtd. Avg. Base & Total Tons	1,461.29		27.8

**TABLE 8: BASE PRICE PAID TO GROWERS FOR GRAPES CRUSHED AND DELIVERED TO CALIFORNIA PROCESSORS  
FROM THE 2023 CROP WITH BRIX FACTORS AND PURCHASED TONNAGE, BY TYPE, VARIETY, REPORTING DISTRICT  
WHERE GROWN, AND WEIGHTED AVERAGE BASE PRICE**

District, Type, and Variety	Base Price	Brix	Tons	District, Type, and Variety	Base Price	Brix	Tons
	Per Ton	Factors			Per Ton	Factors	
	Dollars	Code <sup>1</sup>			Dollars	Code <sup>1</sup>	
<b>DISTRICT 17 (Cont'd)</b>					500.00	000100	142.2
Malbec	650.00	000100	1.2		550.00	000100	120.6
	1,400.00	000100	25.0		550.00	067406	172.2
	1,460.39	000100	25.1		550.00	067421	1,198.2
	1,650.00	014000	1.5		565.00	067607	1,100.2
	2,100.00	017200	3.2		567.00	067406	198.8
Wtd. Avg. Base & Total Tons	1,457.69		56.0		567.00	067607	1,130.7
					570.00	067605	267.8
Merlot	200.00	000100	62.1		575.00	000100	18.7
	500.00	000100	62.5		575.00	067605	1,425.2
	550.00	064535	453.4		575.00	067607	797.4
	575.00	000100	274.2		592.00	067606	960.0
	600.00	064535	535.4		598.01	000100	1,004.7
	650.00	000100	118.6		600.00	000100	1,687.2
	693.14	000100	473.2		600.00	048850	517.4
	800.00	000100	889.0		600.00	064535	300.1
	1,175.00	024500	2.7		617.00	067606	80.0
	1,200.00	021000	132.6		624.25	000100	36.8
	1,600.00	000100	9.1		625.00	067606	1,028.6
Wtd. Avg. Base & Total Tons	685.44		3,012.8		625.00	067607	958.3
					650.00	000100	2,837.7
Mission	1,050.00	011100	1.9		650.00	064535	257.3
Wtd. Avg. Base & Total Tons	1,050.00		1.9		655.00	000100	351.3
					675.00	064535	757.4
Mourvedre *	561.87	000100	1.0		686.00	000100	437.3
Wtd. Avg. Base & Total Tons	561.87		1.0		697.00	067607	519.3
					700.00	000100	1,344.6
Nebbiolo	2,200.00	011300	6.2		700.00	020800	919.9
	2,450.00	024500	2.1		700.00	021200	825.0
Wtd. Avg. Base & Total Tons	2,263.25		8.3		700.00	021500	500.9
					700.00	025100	152.6
Petit Verdot	650.00	000100	1.0		701.36	000100	744.0
	1,250.00	000100	3.2		725.00	000100	382.3
	1,600.00	000100	5.1		750.00	000100	1,434.6
	1,700.00	021000	1.9		800.00	000100	182.5
	2,200.00	017200	2.9		820.00	000100	452.6
Wtd. Avg. Base & Total Tons	1,590.07		14.1		850.00	000100	2.0
					875.00	000100	1,001.4
Petite Sirah	150.00	000100	2.7		900.00	000100	494.0
	170.00	000100	3.3		950.00	000100	126.7
	175.00	000100	1.1		985.00	000100	279.1
	350.00	067907	130.8		1,000.00	000100	529.1
	400.00	000100	379.8		1,050.00	000100	116.2
	470.00	000100	154.0		1,184.21	025450	1.9
	500.00	000100	95.2		1,250.00	000100	37.9
	561.87	000100	0.4		1,500.00	000100	46.6
	575.00	000100	187.1		1,500.00	020800	2.2
	650.00	000100	2.9		1,600.00	000100	56.0
	650.00	067930	350.0		1,650.00	021000	10.8
	650.00	067947	1,145.6		2,000.00	013100	3.0
	660.00	067607	543.8		2,164.00	021000	1.1
	665.91	000100	43.9		2,225.00	000100	3.4
	675.00	000100	66.9		2,450.00	024500	6.0
	700.00	000100	300.4	Wtd. Avg. Base & Total Tons	659.60		28,921.8
	725.00	000100	248.9				
	750.00	000100	290.7	Primitivo	650.00	000100	1.7
	800.00	000100	44.6	Wtd. Avg. Base & Total Tons	650.00		1.7
	875.00	000100	764.1				
	879.62	000100	403.0	Sagrantino	3,000.00	000100	5.0
	900.00	000100	345.3	Wtd. Avg. Base & Total Tons	3,000.00		5.0
	900.00	021500	16.4				
	1,000.00	000100	24.2	Sangiovese *	500.00	000100	3.4
	1,100.00	000100	22.7	Wtd. Avg. Base & Total Tons	1,800.00	000100	4.2
	1,600.00	000100	43.9		1,218.42		7.6
	1,700.00	021000	2.0				
	2,100.00	017200	3.7	Tannat	1,450.00	024300	2.7
Wtd. Avg. Base & Total Tons	704.52		5,617.4	Wtd. Avg. Base & Total Tons	1,650.00	017600	1.0
					1,900.00	000100	1.6
Pinot Noir *	200.00	000100	282.8	Wtd. Avg. Base & Total Tons	1,623.58		5.3
	267.00	000100	17.4				
	300.00	000100	45.0	Tempranillo *	561.87	000100	4.2
	375.00	000100	266.8		1,675.00	011100	1.0
	404.00	018100	122.6		1,950.00	000100	2.0
	450.00	000100	103.7				
	450.00	018100	121.7				

**TABLE 8: BASE PRICE PAID TO GROWERS FOR GRAPES CRUSHED AND DELIVERED TO CALIFORNIA PROCESSORS  
FROM THE 2023 CROP WITH BRIX FACTORS AND PURCHASED TONNAGE, BY TYPE, VARIETY, REPORTING DISTRICT  
WHERE GROWN, AND WEIGHTED AVERAGE BASE PRICE**

District, Type, and Variety	Base Price	Brix	Tons
	Per Ton	Factors	
	Dollars	Code <sup>1</sup>	
<b>DISTRICT 17 (Cont'd)</b>			
Tempranillo * (Cont'd)	1,950.00	021000	1.3
	2,125.00	000100	4.3
Wtd. Avg. Base & Total Tons	1,531.82		12.8
Teroldego	1,450.00	000100	10.5
	1,600.00	000100	4.1
	1,650.00	000100	3.1
	1,675.00	000100	1.6
	2,050.00	000100	6.1
Wtd. Avg. Base & Total Tons	1,656.89		25.4
Valdiguie *	500.00	000100	10.2
	500.00	007600	92.4
	600.00	000100	10.3
	1,600.00	000100	4.0
	2,300.00	000100	6.0
Wtd. Avg. Base & Total Tons	632.06		122.9
Zinfandel	300.00	000100	561.8
	350.00	009100	345.2
	500.00	000100	1.0
Wtd. Avg. Base & Total Tons	319.23		908.0

\* Synonyms for variety names are shown on Page 9.

<sup>1</sup> See code descriptions in Table 8 - Supplement: 2023 Brix Adjustment Factors.

<sup>2</sup> This variety was included in Other White Wine in 2022.

<sup>3</sup> This variety was included in Other Red Wine in 2022.

<sup>4</sup> Other categories include minor and mixed varieties.

**TABLE 8 - SUPPLEMENT: 2023 BRIX ADJUSTMENT FACTORS**

The following Brix adjustment factors are on a per degree Brix basis and are normally calculated to a tenth of a degree, and are cumulative unless otherwise indicated. Most processors, however, indicate maximum and/or minimum Brix acceptance limits. Grapes testing above or below these limits may be subject to price renegotiation, acceptance for use other than for table wine, or rejection by the processors. Discounts for high sugar apply to both base price and bonus unless otherwise stated. There are factors other than Brix, such as material other than grapes (MOG), defects, weight loss in late harvest grapes, and sugar/acid ratios that affect grape prices. These were not considered in this presentation, unless otherwise stated, but were considered in arriving at weighted average prices.

Category	Code	Description	Category	Code	Description
NO BASE	000100	No max. or min.		010900	Acceptable limits 20-23
	000400	Min. acceptance 16		011000	Acceptable limits 20-23.5
	000600	Min. acceptance 17		011100	Acceptable limits 20-24
	000700	Min. acceptance 17.5		011200	Acceptable limits 20-24.5
	000800	Min. acceptance 18		011300	Acceptable limits 20-25
	000900	Min. acceptance 18.5		011400	Acceptable limits 20-26
	001000	Min. acceptance 19		011420	Acceptable limits 20-26.2
	001300	Min. acceptance 19.5		011500	Acceptable limits 20-27
	001400	Min. acceptance 20		011600	Acceptable limits 20-28
	001600	Min. acceptance 20.5		011650	Acceptable limits 20-28.5
	001700	Min. acceptance 21		011800	Acceptable limits 20-30
	001800	Min. acceptance 21.5		012200	Acceptable limits 20.5-22
	001900	Min. acceptance 22		012300	Acceptable limits 20.5-22.5
	002000	Min. acceptance 22.5		012550	Acceptable limits 20.5-24
	002200	Min. acceptance 23		012610	Acceptable limits 20.5-25
	002300	Min. acceptance 23.5		012900	Acceptable limits 21-22
	002600	Min. acceptance 24		013000	Acceptable limits 21-22.5
	002900	Min. acceptance 24.5		013100	Acceptable limits 21-23
	003100	Min. acceptance 25		013200	Acceptable limits 21-23.5
	003200	Min. acceptance 26		013250	Acceptable limits 21-23.7
	003650	Min. acceptance 30		013400	Acceptable limits 21-24
	004050	Max. acceptance 24		013500	Acceptable limits 21-24.5
	004100	Max. acceptance 24.5		013600	Acceptable limits 21-25
	004200	Max. acceptance 25		013800	Acceptable limits 21-26
	004210	Max. acceptance 26		014000	Acceptable limits 21-27
	004255	Max. acceptance 27		014100	Acceptable limits 21-28
	004265	Max. acceptance 28		014400	Acceptable limits 21-29
	004500	Acceptable limits 14-17		014500	Acceptable limits 21-30
	004900	Acceptable limits 15-18		015300	Acceptable limits 21.5-23
	005110	Acceptable limits 15.5-19		015500	Acceptable limits 21.5-23.5
	005350	Acceptable limits 16-18		015700	Acceptable limits 21.5-24
	005400	Acceptable limits 16-19		015800	Acceptable limits 21.5-24.5
	005700	Acceptable limits 16-22		015900	Acceptable limits 21.5-25
	005850	Acceptable limits 16-40		016000	Acceptable limits 21.5-25.5
	006025	Acceptable limits 16.5-18		016100	Acceptable limits 21.5-26
	006075	Acceptable limits 16.5-20		016335	Acceptable limits 21.5-28
	006400	Acceptable limits 17-20		016800	Acceptable limits 22-23
	006500	Acceptable limits 17-21		016900	Acceptable limits 22-23.5
	006650	Acceptable limits 17-22		016980	Acceptable limits 22-23.8
	006800	Acceptable limits 17-23		017000	Acceptable limits 22-24
	006890	Acceptable limits 17-32		017100	Acceptable limits 22-24.5
	007050	Acceptable limits 17.5-19		017200	Acceptable limits 22-25
	007550	Acceptable limits 18-19.5		017300	Acceptable limits 22-25.5
	007600	Acceptable limits 18-20		017400	Acceptable limits 22-26
	007800	Acceptable limits 18-21		017500	Acceptable limits 22-26.5
	007900	Acceptable limits 18-22		017600	Acceptable limits 22-27
	008000	Acceptable limits 18-23		017800	Acceptable limits 22-28
	008100	Acceptable limits 18-24		017900	Acceptable limits 22-29
	008200	Acceptable limits 18-25		018000	Acceptable limits 22-30
	008300	Acceptable limits 18-26		018050	Acceptable limits 22-32
	008303	Acceptable limits 18-28		018100	Acceptable limits 22-35
	008390	Acceptable limits 18.5-20		018900	Acceptable limits 22.5-24
	008400	Acceptable limits 18.5-20.5		019000	Acceptable limits 22.5-24.5
	008550	Acceptable limits 18.5-21.5		019100	Acceptable limits 22.5-25
	008650	Acceptable limits 18.5-23		019200	Acceptable limits 22.5-25.5
	008720	Acceptable limits 18.5-24.0		019300	Acceptable limits 22.5-26
	008780	Acceptable limits 18.5-27		019400	Acceptable limits 22.5-26.5
	008900	Acceptable limits 19-20		019500	Acceptable limits 22.5-27
	009000	Acceptable limits 19-21		019600	Acceptable limits 22.5-28
	009100	Acceptable limits 19-22		019650	Acceptable limits 22.5-29
	009200	Acceptable limits 19-22.5		019700	Acceptable limits 22.5-30
	009300	Acceptable limits 19-23		020400	Acceptable limits 22.8-26
	009350	Acceptable limits 19-23.5		020600	Acceptable limits 23-24
	009400	Acceptable limits 19-24		020700	Acceptable limits 23-24.5
	009500	Acceptable limits 19-25		020800	Acceptable limits 23-25
	009548	Acceptable limits 19-31		020900	Acceptable limits 23-25.5
	009670	Acceptable limits 19.5-21		021000	Acceptable limits 23-26
	009900	Acceptable limits 19.5-22.5		021100	Acceptable limits 23-26.5
	010110	Acceptable limits 19.5-24		021200	Acceptable limits 23-27
	010600	Acceptable limits 20-21		021300	Acceptable limits 23-27.5
	010650	Acceptable limits 20-21.5		021500	Acceptable limits 23-28
	010700	Acceptable limits 20-22		021600	Acceptable limits 23-29
	010800	Acceptable limits 20-22.5		021800	Acceptable limits 23-30

**TABLE 8 - SUPPLEMENT: 2023 BRIX ADJUSTMENT FACTORS**

The following Brix adjustment factors are on a per degree Brix basis and are normally calculated to a tenth of a degree, and are cumulative unless otherwise indicated. Most processors, however, indicate maximum and/or minimum Brix acceptance limits. Grapes testing above or below these limits may be subject to price renegotiation, acceptance for use other than for table wine, or rejection by the processors. Discounts for high sugar apply to both base price and bonus unless otherwise stated. There are factors other than Brix, such as material other than grapes (MOG), defects, weight loss in late harvest grapes, and sugar/acid ratios that affect grape prices. These were not considered in this presentation, unless otherwise stated, but were considered in arriving at weighted average prices.

Category	Code	Description	Category	Code	Description
NO BASE	021950	Acceptable limits 23-34	19.5-21 BRIX	038170	No premium; -10% below, min. 19
(Cont'd)	022000	Acceptable limits 23-35	19.5-21.5 BRIX	038203	No premium; -10% below, min. 19
	022100	Acceptable limits 23-36	19.5-22 BRIX	038213	No premium; -10% below, min. 19
	022500	Acceptable limits 23.5-24	19.5-22.5 BRIX	038219	No premium; -10% below, min. 19
	022600	Acceptable limits 23.5-24.5	20 BRIX	038700	No premium; -10% below
	022700	Acceptable limits 23.5-25	20-21 BRIX	039708	No premium; -10% below, min. 19
	022800	Acceptable limits 23.5-25.5	20-21.5 BRIX	039715	No premium; -10% below, min. 19
	022900	Acceptable limits 23.5-26		039720	No premium; -10% below, min. 19.5
	023000	Acceptable limits 23.5-26.5		039725	No premium; -10% below
	023100	Acceptable limits 23.5-27	20-22 BRIX	039785	No premium; -10% below
	023200	Acceptable limits 23.5-27.5		039790	No premium; -10% below, min. 19
	023400	Acceptable limits 23.5-28		039792	No premium; -10% below, min. 19.5
	023500	Acceptable limits 23.5-28.5	20-22.5 BRIX	039815	No premium; -10% below, min. 19
	024300	Acceptable limits 24-25		039820	No premium; -10% below, min. 19.5
	024400	Acceptable limits 24-25.5	20.5 BRIX	040295	No premium; -5% below
	024500	Acceptable limits 24-26		040350	No premium; -10% above or below, acceptable limits 19-27
	024600	Acceptable limits 24-26.5	20.5-21.5 BRIX	040490	No premium; -10% below
	024680	Acceptable limits 24-24.8	20.5-22.5 BRIX	040790	No premium; -10% below, min. 19.5
	024800	Acceptable limits 24-27		040795	No premium; -10% below, acceptable limits 20-23
	025000	Acceptable limits 24-27.5	21 BRIX	041500	No premium; -5% below
	025100	Acceptable limits 24-28		041700	No premium; -10% below
	025150	Acceptable limits 24-28.5		042050	No premium; -10% above or below, acceptable limits 19-27
	025300	Acceptable limits 24-29	21-22 BRIX	042475	No premium; -10% below, min. 20
	025400	Acceptable limits 24-30	21-23 BRIX	042790	No premium; -10% below, min. 20
	025450	Acceptable limits 24-32	21-25 BRIX	043690	No premium; -15% above
	026000	Acceptable limits 24.2-24.4	21-27 BRIX	043720	No premium; -10% above or below
	026500	Acceptable limits 24.5-25.5	21.5 BRIX	043900	No premium; -10% below
	026700	Acceptable limits 24.5-26	21.5-24 BRIX	045250	No premium; -10% below
	026800	Acceptable limits 24.5-26.5	21.5-27 BRIX	045460	No premium; -10% above or below
	026900	Acceptable limits 24.5-27	22 BRIX	045600	No premium; -5% below
	027100	Acceptable limits 24.5-28		046000	No premium; -10% below
	027500	Acceptable limits 25-26		048120	+10% above, max \$25
	027560	Acceptable limits 25-26.5	22-23 BRIX	048440	No premium; -10% below, min. 21
	027600	Acceptable limits 25-27	22-24 BRIX	048600	No premium; -10% below
	027700	Acceptable limits 25-27.5		048700	No premium; -10% below, min. 20
	027800	Acceptable limits 25-28		048800	No premium; -10% below, min. 21
	028000	Acceptable limits 25-29		048850	No premium; -10% below, min. 21.5
	028100	Acceptable limits 25-30		049020	No premium; -10% above, acceptable limits 21-26
	028200	Acceptable limits 25-31		049030	No premium; -10% above, acceptable limits 22-26
	028300	Acceptable limits 25-32	22-24.5 BRIX	050200	No premium; -10% below
	028400	Acceptable limits 25-35		050350	No premium; -10% below, min. 21.5
	028800	Acceptable limits 25.5-27	22-27 BRIX	052005	No premium; -10% above or below
	028820	Acceptable limits 25.5-27.5	22.5-23.5 BRIX	054496	No premium; -10% below, min. 22
	028840	Acceptable limits 25.5-28.5	22.5-24 BRIX	054650	No premium; -10% below, min. 22
	029000	Acceptable limits 26-26.5	22.5-27 BRIX	055910	No premium; -10% above or below
	029050	Acceptable limits 26-27	23 BRIX	056900	No premium; -10% below
	029100	Acceptable limits 26-27.5		058661	+\$5 sugar bonus and +\$10 sugar premium
	029125	Acceptable limits 26-28		058664	+10% above, max. \$25
	029200	Acceptable limits 26-29		058669	+12.5% above
	029300	Acceptable limits 26-30	23-24 BRIX	058778	No premium; -5% above
	029500	Acceptable limits 26-32		058790	No premium; -10% below, min. 22.5
	029600	Acceptable limits 26-35	21-25 BRIX	058950	No premium; base 23-24, -15% below
	029620	Acceptable limits 26-40	23-24 BRIX	059521	+5% above, -10% below, min. 22.5
	029712	Acceptable limits 26.5-27.5	23-24.5 BRIX	059590	No premium; -10% below
	029717	Acceptable limits 26.5-28.5		059593	No premium; -10% below, min. 22
	030000	Acceptable limits 27-31		059595	No premium; -10% below, min. 22.5
	030400	Acceptable limits 28-32		059691	No premium; -2% above
	030850	Acceptable limits 30-32	23-25 BRIX	059696	No premium; -5% above
	031120	Acceptable limits 31-42		059700	No premium; -10% below
SPECIAL CLASS	032510	Base 24-25.5, per degree brix, min 23		059825	No premium; -10% below, min. 22.5
16.5 BRIX	033625	-10% below, +10% above to 17.5, min. 15.5	23.5-24.5 BRIX	060401	+5% above to 26, -10% below, min. 22.5
17-19 BRIX	034010	No premium; -10% below, acceptable limits 16-21	23-25 BRIX	060408	+5% above, -10% below, min. 22.5
17-20 BRIX	034050	No premium; -10% below		060410	+\$10 above to 25.5
18-27 BRIX	036480	No premium; -10% above or below	23-25.5 BRIX	060452	+5% above
18.5-19.5 BRIX	036590	No premium; -10% below		060453	+5% above to 26
19 BRIX	037405	+\$20 above	23-26 BRIX	060755	No premium; -\$700/ton brix below
19-20 BRIX	037433	No premium; -10% below, min. 18	23-27 BRIX	060905	No premium; -10% above or below
19-21 BRIX	037435	No premium; -10% below	23.5 BRIX	061300	No premium; -10% below
	037437	No premium; -10% below, min. 18		062417	+10% above to 24.25, -10% below, acceptable limits 23-26
19-22 BRIX	037450	No premium; -10% below		062443	+\$25 sugar bonus and +\$15 sugar premium
	037655	No premium; -10% below, min. 18.5	23.5-24 BRIX	062525	No premium; -10% below
19-27 BRIX	037680	No premium; -10% above or below	23.5-24.5 BRIX	063451	+\$10 above, min. 23
19.5-20.5 BRIX	037780	No premium; -10% below, min. 19	23.5-25 BRIX	063530	+5% above, -10% below



**TABLE 8 - SUPPLEMENT: 2023 BRIX ADJUSTMENT FACTORS**

The following Brix adjustment factors are on a per degree Brix basis and are normally calculated to a tenth of a degree, and are cumulative unless otherwise indicated. Most processors, however, indicate maximum and/or minimum Brix acceptance limits. Grapes testing above or below these limits may be subject to price renegotiation, acceptance for use other than for table wine, or rejection by the processors. Discounts for high sugar apply to both base price and bonus unless otherwise stated. There are factors other than Brix, such as material other than grapes (MOG), defects, weight loss in late harvest grapes, and sugar/acid ratios that affect grape prices. These were not considered in this presentation, unless otherwise stated, but were considered in arriving at weighted average prices.

Category	Code	Description
23.5-25 BRIX	063550	+5% above to 26, min. 23
(Cont'd)	063567	+5% above to 26.5, -10% below
	063600	No premium; -10% below
	063800	No premium; -10% below, min. 23.0
23.5-25.5 BRIX	064172	No premium; -10% below, min. 22.5
	064180	No premium; -10% below, acceptable limits 22.5-26
	064348	+5% above, min 23
23.5-27 BRIX	064535	No premium; -10% above or below
	064603	+10% above
24 BRIX	064800	No premium; -10% below
	066107	+4% above to 30
	066122	+5% above
	066126	+4% above, min. 24
	066159	+5% above to 30
	066325	+25% above
24-25 BRIX	067152	+5% above to 26
24-25.5 BRIX	067190	No premium; -10% below, min. 23.5
	067406	+5% above, -10% below, min. 23.5
	067421	+5% above to 27.5, -10% below, min. 23.5
24-26 BRIX	067525	No premium; -10% below, min. 23.5
	067550	No premium; -10% below
	067595	+2% above, -10% below, min. 23.5
	067600	No premium; -10% above or below, acceptable limits 23.5-
	067603	+5% above
	067604	+5% above, min. 23.5
	067605	+5% above, -10% below
	067606	+5% above, -10% below, min. 23
	067607	+5% above, -10% below, min. 23.5
	067625	No premium; -15% below
	067890	+5% above to 26.5, -10% below
	067893	+5% above to 26.5, -10% below, min. 23.5
	067903	+5% above to 28, -10% below
	067907	+5% above to 27.5, -10% below
24-26.5 BRIX	067930	+5% above, -10% below, min. 23
	067947	+5% above, -10% below
24-27 BRIX	067961	No premium; -10% above or below
	067982	+4% above
24-28 BRIX	067994	+\$300 per ton over
24.5 BRIX	068300	No premium; -10% below
	069115	+5% above to 26, min. 24.0
24.5-26.5 BRIX	069468	+5% above to 29, -10% below, min. 24
	069476	+5% above, -10% below
	069478	+5% above, -10% below, min. 24
	069481	No premium; -10% below
24.5-28 BRIX	069483	+5% above, -10% below, min. 23
24.5-26.5 BRIX	069483	+5% above, -10% below, min. 23
25 BRIX	069690	No premium; -5% below
	069800	No premium; -10% below
	070238	+25.5% above
25-27 BRIX	070429	+5% above, min. 23.5
	070435	+5% above to 28.5, -10% below, min. 23
	070436	+5% above, -10% below, min. 23
	070454	+5% above, -10% below, min. 24
25-28 BRIX	070466	+5% above, min. 24
	070467	+5% above, -10% below, min. 24
26 BRIX	070536	+\$400 above
	070539	+10% above, min 23
	070550	+10% above
26.5 BRIX	070555	No premium; -10% below
27 BRIX	070599	+5% above
	070631	+5% above, min 24
	070633	+5% above, min 26
	070635	+4% above
28.0 BRIX	070738	+\$400 above, min. 26

**TABLE 10: WEIGHTED AVERAGE GROWER RETURNS PER TON DELIVERED BASIS NON-RELATED PURCHASE  
FOR WINE, CONCENTRATE, JUICE, VINEGAR, AND BEVERAGE BRANDY BY CALIFORNIA PROCESSORS  
FROM THE 2023 CROP BY TYPE, VARIETY, AND REPORTING DISTRICT WHERE GROWN, WITH COMPARISONS**

Type and Variety	1	2	3	4	5	6	7	8	9	10
	Dollars									
<b>RAISIN GRAPES</b>										
Fiesta	--	--	--	--	--	--	--	--	--	--
Thompson Seedless *	--	--	--	--	--	--	--	--	--	--
Total Raisin	--	--	--	--	--	--	--	--	--	--
<b>TABLE GRAPES</b>										
Autumn King	--	--	--	--	--	--	--	--	--	--
Autumn Royal	--	--	--	--	--	--	--	--	--	--
Cotton Candy	--	--	--	--	--	--	--	--	--	--
Crimson Seedless *	--	--	--	--	--	--	--	--	--	--
Emerald Seedless *	--	--	--	--	--	--	--	--	--	--
Flame Seedless *	--	--	--	--	--	--	--	--	--	--
Great Green *	--	--	--	--	--	--	--	--	--	--
Ivory *	--	--	--	--	--	--	--	--	--	--
Krissy *	--	--	--	--	--	--	--	--	--	--
Luisco	--	--	--	--	--	--	--	--	--	--
Princess *	--	--	--	--	--	--	--	--	--	--
Red Globe *	--	--	--	--	--	--	--	--	--	--
Scarlet	--	--	--	--	--	--	--	--	--	--
Scarlet Royal	--	--	--	--	--	--	--	--	--	--
Sugra-52	--	--	--	--	--	--	--	--	--	--
Sugraone *	--	--	--	--	--	--	--	--	--	--
Other Table <sup>1</sup>	--	--	4,000.00	--	--	2,200.00	--	--	--	1,500.00
Total Table	--	--	4,000.00	--	--	2,200.00	--	--	--	1,500.00
<b>WINE GRAPES (WHITE)</b>										
Albarino *	2,600.00	2,800.00	2,992.49	4,368.59	682.48	834.55	1,443.06	2,178.48	1,050.00	1,778.25
Arneis	2,843.37	--	2,167.96	--	--	--	1,850.00	2,275.46	--	--
Burger *	--	--	--	--	--	--	--	--	--	--
Chardonnay *	1,373.48	660.48	2,537.71	3,537.40	933.19	1,347.83	1,305.37	1,624.97	673.58	1,897.56
Chenin Blanc	2,171.08	1,901.34	2,097.61	3,161.28	612.03	638.68	2,013.96	1,662.72	1,139.74	1,855.70
Clairette Blanche <sup>2</sup>	--	--	4,346.00	--	--	--	1,100.00	2,575.07	--	1,633.33
Cortese	4,000.00	--	4,000.00	--	--	--	--	--	1,439.40	1,450.00
Falaghina Greco <sup>2</sup>	3,677.54	--	3,401.82	--	--	--	3,038.46	2,439.60	1,450.00	1,873.46
Fiano	3,600.00	--	3,090.16	--	--	2,000.00	--	1,900.00	1,407.50	2,037.10
Flora	2,487.00	--	--	2,614.07	--	--	--	--	--	--
French Colombard	1,192.54	--	1,593.45	--	--	--	--	1,654.20	1,609.38	--
Gewurztraminer	2,133.61	1,950.00	2,266.46	--	636.46	2,000.00	634.72	2,301.41	--	--
Gray Riesling *	--	--	3,000.38	--	--	--	3,500.00	1,750.00	--	--
Grenache Blanc *	--	2,600.00	2,887.39	3,500.00	1,700.00	563.75	1,476.41	2,081.09	1,500.00	2,102.39
Grenache Gris *	2,400.00	--	--	--	--	3,800.00	1,300.00	2,530.69	--	--
Gruener Veltliner	2,400.00	--	3,112.96	--	--	1,933.02	1,187.30	2,352.75	--	--
Malvasia Bianca	--	--	2,633.97	2,808.00	1,571.66	1,900.00	1,303.72	1,935.93	1,062.50	1,200.00
Marsanne	3,045.67	--	3,484.32	3,500.00	--	1,175.00	2,013.26	3,361.92	1,500.00	2,032.48
Melon	--	--	--	--	--	--	2,615.64	2,400.00	--	--
Moscato Gaillo *	--	--	--	--	--	--	--	2,000.00	--	--
Muscat Blanc *	986.14	1,526.07	2,663.73	2,836.30	1,074.95	952.10	1,204.27	1,717.32	1,287.62	1,254.05
Muscat Of Alexandria	--	--	6,300.00	--	--	--	--	--	--	1,811.11
Muscat Orange	2,021.76	--	--	2,650.00	--	--	--	1,283.97	421.83	--
Palomino *	--	--	2,000.00	--	--	2,000.00	--	--	--	--
Picpoul Blanc	4,335.43	--	2,692.05	2,200.00	--	--	1,155.57	2,610.53	2,072.22	2,143.37
Pinot Blanc	1,465.88	--	2,200.82	2,769.67	--	1,200.00	1,299.73	2,524.52	--	--
Pinot Gris *	1,854.10	1,646.50	2,010.09	2,179.65	674.65	696.49	1,060.35	1,262.60	552.22	1,251.96
Ribolla Gialla *	--	--	3,308.39	3,928.85	--	--	1,886.00	3,500.00	--	--
Roussanne	2,851.11	2,117.65	3,546.81	3,611.08	--	1,301.29	2,130.77	3,869.02	--	1,990.55
Sauvignon Blanc *	1,522.00	1,377.24	2,024.08	3,153.04	1,460.18	1,089.99	1,364.07	1,583.48	550.70	1,013.84
Sauvignon Gris	--	--	2,500.00	2,925.00	--	--	1,450.00	--	--	--
Sauvignon Vert *	--	--	2,402.22	--	--	--	--	--	--	--
Semillon	2,161.26	1,644.38	2,813.65	3,838.06	--	1,500.00	1,670.56	1,971.11	2,000.00	1,633.89
St. Emilion *	--	--	--	--	--	--	--	2,617.39	--	--
Symphony	--	--	1,500.00	--	365.00	--	--	--	--	--
Tocai Friulano	1,834.40	--	3,324.04	3,673.29	--	--	--	1,871.61	--	2,200.00
Torrantes	--	--	--	--	--	--	1,600.00	2,200.00	--	--
Triplett Blanc	--	--	--	--	--	--	--	--	--	--
Verdejo	--	--	--	--	--	515.00	2,750.00	2,000.00	2,000.00	1,575.00
Verdelho	--	--	--	--	1,381.55	649.15	1,941.46	1,805.22	1,879.32	1,388.98
Vermantino *	2,471.50	1,800.00	2,281.81	2,822.40	1,800.00	1,600.00	1,314.70	2,057.78	1,461.60	1,769.80
Vernaccia	--	--	2,550.00	--	--	--	--	--	--	--
Viognier	1,591.45	1,913.73	3,116.51	3,735.22	636.64	2,110.16	2,371.88	1,855.25	1,584.35	1,946.87
White Riesling *	2,734.65	1,536.60	2,971.82	4,929.07	732.84	6,000.00	1,085.65	1,467.60	1,387.50	1,458.00
Other White Wine <sup>1</sup>	2,887.61	--	3,649.48	7,176.77	1,611.76	--	2,788.03	2,407.54	1,434.17	1,985.90
Total White	1,426.54	1,372.56	2,451.41	3,430.85	941.15	1,146.06	1,251.59	1,629.13	702.16	1,471.20

**TABLE 10: WEIGHTED AVERAGE GROWER RETURNS PER TON DELIVERED BASIS NON-RELATED PURCHASE  
FOR WINE, CONCENTRATE, JUICE, VINEGAR, AND BEVERAGE BRANDY BY CALIFORNIA PROCESSORS  
FROM THE 2023 CROP BY TYPE, VARIETY, AND REPORTING DISTRICT WHERE GROWN, WITH COMPARISONS**

Type and Variety	11	12	13	14	15	16	17	State Total	
	Dollars							2023	2022
<b>RAISIN GRAPES</b>									
Fiesta	--	--	255.80	--	--	--	--	255.80	317.43
Thompson Seedless *	--	--	292.61	196.87	--	--	--	290.06	313.33
Total Raisin	--	--	288.40	196.87	--	--	--	286.23	313.82
<b>TABLE GRAPES</b>									
Autumn King	--	--	--	--	--	--	--	--	202.76
Autumn Royal	--	--	--	185.90	--	--	--	185.90	216.86
Cotton Candy	--	--	--	220.00	--	--	--	220.00	--
Crimson Seedless *	--	--	--	--	--	--	--	--	204.10
Emerald Seedless *	--	--	--	--	--	--	--	--	200.00
Flame Seedless *	--	--	--	--	--	--	--	--	198.33
Great Green *	--	--	--	212.59	--	--	--	212.59	--
Ivory *	--	--	--	198.60	--	--	--	198.60	235.27
Krissy *	--	--	--	187.07	--	--	--	187.07	--
Luisco	--	--	--	216.81	--	--	--	216.81	--
Princess *	--	--	--	--	--	--	--	--	200.00
Red Globe *	--	--	--	220.00	--	--	--	220.00	200.00
Scarlet	--	--	--	184.87	--	--	--	184.87	--
Scarlet Royal	--	--	--	--	--	--	--	--	229.60
Sugra-52	--	--	--	220.00	--	--	--	220.00	--
Sugraone *	--	--	--	215.19	--	--	--	215.19	242.22
Other Table <sup>1</sup>	--	--	173.33	191.79	--	--	--	184.44	208.33
Total Table	--	--	173.33	198.86	--	--	--	195.44	215.28
<b>WINE GRAPES (WHITE)</b>									
Albarino *	688.41	1,750.00	500.00	--	1,800.00	2,451.02	638.28	790.42	805.07
Arneis	1,000.00	--	--	--	--	2,237.00	--	2,429.11	2,221.49
Burger *	372.46	310.00	301.95	--	--	--	--	326.44	306.90
Chardonnay *	583.20	508.85	433.69	464.41	2,176.92	1,776.40	647.22	1,098.21	1,053.52
Chenin Blanc	445.26	386.03	351.64	--	--	--	538.13	479.03	460.92
Clairette Blanche <sup>2</sup>	--	1,700.00	1,400.00	--	--	--	--	1,990.28	--
Cortese	--	--	--	--	--	--	1,450.00	1,981.35	1,208.10
Falaghina Greco <sup>2</sup>	1,450.00	--	--	--	--	--	1,426.76	2,323.26	--
Fiano	1,060.00	--	805.26	--	--	1,400.00	1,015.78	2,129.85	2,202.86
Flora	--	--	--	--	--	--	--	2,608.07	2,371.43
French Colombard	345.40	237.52	315.04	327.11	2,300.00	--	--	316.65	328.84
Gewurztraminer	535.57	--	--	--	--	--	545.27	631.45	692.42
Gray Riesling *	--	--	--	--	--	--	--	2,806.23	2,873.15
Grenache Blanc *	991.29	1,850.00	1,309.71	--	--	1,932.97	--	1,848.87	1,706.21
Grenache Gris *	--	--	--	--	--	--	--	1,996.83	1,731.78
Gruener Veltliner	856.91	--	--	--	--	--	417.00	1,516.02	1,426.81
Malvasia Bianca	397.23	--	741.07	--	--	1,800.00	--	623.16	1,098.27
Marsanne	--	--	1,436.57	--	--	--	--	2,662.60	2,142.34
Melon	--	--	--	--	--	--	--	2,549.57	2,212.15
Moscato Gaillo *	--	--	--	--	--	--	--	2,000.00	1,200.00
Muscat Blanc *	503.62	474.99	423.14	--	1,800.00	2,087.86	650.98	539.08	547.87
Muscat Of Alexandria	--	308.08	310.69	277.37	--	2,497.70	785.39	304.46	313.34
Muscat Orange	492.36	510.46	525.08	--	--	--	525.00	567.34	571.78
Palomino *	--	--	250.00	--	1,500.00	--	--	791.01	1,213.47
Picpoul Blanc	1,129.83	--	--	--	--	2,000.00	--	1,912.29	1,977.71
Pinot Blanc	500.00	--	--	--	--	--	--	1,742.88	1,660.46
Pinot Gris *	612.08	519.30	480.22	450.00	--	1,939.19	625.42	598.95	590.57
Ribolla Gialla *	1,932.89	--	--	--	--	--	--	3,389.36	3,211.96
Roussanne	995.26	--	--	--	--	--	--	2,656.24	2,419.79
Sauvignon Blanc *	590.67	541.83	630.74	498.33	--	2,155.69	560.69	1,172.00	1,146.63
Sauvignon Gris	--	--	--	--	--	--	--	2,535.27	3,279.19
Sauvignon Vert *	--	--	--	--	--	--	--	2,402.22	2,402.97
Semillon	513.45	--	--	--	--	2,000.00	505.24	1,150.75	1,086.23
St. Emilion *	--	--	--	--	--	--	--	2,617.39	3,136.18
Symphony	520.48	337.44	335.54	--	--	--	933.17	350.45	348.35
Tocai Friulano	--	--	--	--	--	--	--	2,431.01	2,261.67
Torrontes	1,666.67	--	--	--	--	2,420.00	--	1,689.24	1,536.33
Triplett Blanc	--	--	207.41	--	--	--	--	207.41	275.00
Verdejo	400.00	--	--	--	--	--	1,281.90	679.80	643.19
Verdelho	596.75	--	--	--	--	--	417.00	697.85	676.96
Vermentino *	617.16	1,422.45	602.35	--	--	2,152.71	--	1,109.03	926.22
Vernaccia	--	--	--	--	--	--	--	2,550.00	2,200.00
Vioigner	583.57	451.94	540.29	--	--	2,100.53	624.62	770.19	804.48
White Riesling *	543.26	--	400.00	--	--	1,861.46	580.44	811.24	762.15
Other White Wine <sup>1</sup>	507.08	--	225.00	155.00	1,800.00	--	757.95	437.31	287.55
Total White	586.17	491.73	348.42	304.30	1,935.82	2,039.89	609.64	730.90	686.14

**TABLE 10: WEIGHTED AVERAGE GROWER RETURNS PER TON DELIVERED BASIS NON-RELATED PURCHASE  
FOR WINE, CONCENTRATE, JUICE, VINEGAR, AND BEVERAGE BRANDY BY CALIFORNIA PROCESSORS  
FROM THE 2023 CROP BY TYPE, VARIETY, AND REPORTING DISTRICT WHERE GROWN, WITH COMPARISONS**

Type and Variety	1	2	3	4	5	6	7	8	9	10
	Dollars									
<b>WINE GRAPES (RED)</b>										
Aglianico	--	--	3,270.18	4,436.15	--	1,100.00	--	1,951.72	2,000.00	1,965.04
Aleatico	--	--	3,077.50	--	--	--	--	--	--	--
Alicante Bouschet *	--	--	3,682.75	--	1,100.00	1,239.85	--	2,203.20	--	1,462.74
Barbera	2,304.91	1,691.43	3,427.58	3,753.88	2,800.00	1,584.40	2,708.97	2,126.52	1,379.40	1,813.92
Blaufraenkisch *	--	--	--	5,000.00	--	--	2,300.00	1,800.00	--	--
Cabernet Franc	2,875.78	2,242.86	4,492.99	10,691.18	2,600.00	2,760.05	2,309.37	2,729.79	2,023.81	1,903.25
Cabernet Sauvignon	2,136.92	2,356.35	2,739.66	8,774.59	2,236.24	1,485.42	1,369.93	1,828.34	670.63	1,436.73
Carignane	1,803.37	3,000.00	3,098.89	4,068.17	2,240.62	1,942.28	1,903.97	2,486.31	2,300.00	2,038.41
Carmenere	--	--	3,000.00	--	--	2,200.00	--	1,798.10	--	--
Charbono	2,437.44	1,800.00	--	3,899.53	1,200.00	--	--	1,800.00	--	1,751.85
Cinsaut *	3,645.12	--	3,012.84	3,754.59	--	1,184.62	1,509.75	1,937.93	2,300.00	1,998.82
Counoise	3,755.33	--	1,000.00	3,947.73	--	--	1,000.00	2,614.58	2,304.65	2,234.78
Dolcetto	2,978.57	1,600.00	3,083.04	--	--	3,164.71	1,000.00	3,952.79	--	1,471.40
Dornfelder	--	--	--	--	--	--	--	--	1,800.00	--
Durif	--	--	--	--	--	850.00	--	--	1,030.00	2,000.00
Freisa	--	--	4,000.00	--	--	--	3,500.00	--	--	--
Gamay Noir Au Jus Blanc	--	--	2,917.12	1,985.00	--	3,975.00	--	3,758.06	--	2,656.74
Graciano	--	--	--	--	1,400.00	--	2,000.00	2,803.32	--	2,251.85
Grenache *	2,395.12	2,147.98	3,143.17	4,289.23	1,755.41	1,605.53	1,430.91	2,106.37	1,685.19	2,082.67
Grignolino	2,800.00	--	4,000.00	--	--	--	--	--	--	--
Lagrein	--	--	--	--	--	--	--	2,226.03	--	2,261.40
Malbec	2,036.27	1,931.17	3,269.71	6,639.44	1,800.00	1,930.36	1,455.89	2,032.17	745.10	1,192.83
Mencia <sup>3</sup>	4,162.50	--	--	--	--	--	1,903.85	3,026.58	--	--
Merlot	1,455.14	2,005.42	2,101.65	4,654.60	2,236.26	1,216.17	1,112.94	1,702.88	--	1,727.62
Meunier *	4,100.00	--	2,641.23	2,228.37	--	--	--	3,546.46	--	--
Mission	--	--	--	--	--	1,500.00	--	500.00	--	2,536.00
Montepulciano	2,800.00	2,200.00	2,027.89	2,820.00	--	1,100.00	3,000.00	1,900.00	2,200.00	1,497.62
Mourvedre *	4,213.24	2,194.12	3,722.82	3,552.36	1,100.00	1,739.99	2,129.96	2,524.82	2,089.39	2,068.83
Muscat Hamburg *	--	--	--	--	--	--	--	--	--	1,233.33
Nebbiolo	3,027.32	1,800.00	3,618.31	4,500.00	--	3,441.24	2,850.00	2,935.16	--	1,899.38
Negrette *	--	--	--	3,800.00	--	--	3,000.00	--	--	--
Negroamaro	1,800.00	1,600.00	3,653.79	--	--	--	--	2,300.00	1,200.00	2,125.00
Nero D'Avola *	2,384.38	5,131.94	2,900.00	--	2,000.00	--	--	2,414.13	--	1,707.01
Petit Verdot	2,300.00	2,072.02	3,602.36	8,121.77	1,878.51	687.92	1,382.81	1,854.45	729.52	1,687.22
Petite Sirah	2,183.01	2,194.21	3,211.74	4,441.78	1,891.73	1,054.55	1,431.54	1,705.19	801.10	1,795.26
Pinot Noir *	3,286.29	2,169.20	3,773.65	2,836.23	844.65	3,072.89	1,813.53	2,060.29	3,187.85	2,221.82
Pinotage	1,800.00	--	--	--	--	--	--	--	--	--
Prieto Picudo	--	--	--	--	--	--	--	--	--	--
Primitivo	1,806.51	1,600.00	2,868.08	4,474.48	2,610.63	2,063.73	--	1,757.17	1,868.42	1,693.62
Refosco *	3,600.00	--	3,881.19	3,800.00	--	3,581.82	--	1,736.10	--	1,951.52
Royalty	--	--	--	--	--	--	--	--	--	--
Rubired *	--	--	--	--	--	--	--	--	--	--
Ruby Cabernet	--	--	--	--	--	--	--	--	--	--
Sagrantino	--	2,000.00	2,621.24	--	--	--	2,750.00	--	--	2,941.00
Sangiovese *	2,080.76	1,911.80	2,898.54	5,505.24	2,148.91	1,817.15	1,488.42	2,238.72	1,000.00	1,782.93
Souzao	--	--	--	--	--	--	--	2,000.00	--	1,803.57
St Laurent	--	--	2,724.19	3,000.00	--	--	--	--	--	--
St Macaire <sup>3</sup>	--	--	--	--	--	--	--	1,796.25	--	--
Syrah *	2,114.22	2,086.67	3,301.58	4,936.65	2,030.10	1,660.77	1,443.82	2,501.77	713.77	1,988.10
Tannat	3,887.91	--	3,868.52	3,800.00	1,645.59	--	--	1,781.61	1,441.07	2,009.70
Tempranillo *	1,400.00	1,846.47	3,349.36	5,405.42	1,400.00	1,993.55	1,385.38	2,347.22	705.65	2,233.72
Teroldego	--	500.00	3,522.73	--	1,298.11	695.92	1,217.17	1,919.64	779.34	1,650.00
Tinta Cao	1,600.00	--	--	4,500.00	--	--	--	--	--	1,701.52
Touriga Nacional *	1,600.00	2,000.00	--	5,025.00	--	--	--	2,002.75	--	2,032.31
Trousseau *	3,426.80	2,000.00	3,662.21	--	--	--	2,858.97	1,870.00	2,300.00	1,100.00
Valdigue *	1,949.61	--	2,446.57	2,618.36	2,142.65	1,900.00	2,388.93	2,051.00	2,300.00	2,437.33
Zinfandel	1,897.76	1,987.80	3,393.63	4,690.98	3,609.56	1,089.14	1,803.63	1,944.50	1,602.56	1,721.61
Other Red Wine <sup>1</sup>	2,094.41	1,200.00	3,703.93	6,017.83	--	1,074.64	2,332.77	2,222.64	2,300.00	1,939.73
<b>Total Red</b>	<b>2,234.95</b>	<b>2,296.64</b>	<b>3,204.66</b>	<b>7,641.23</b>	<b>1,335.71</b>	<b>1,343.78</b>	<b>1,620.28</b>	<b>1,925.50</b>	<b>782.78</b>	<b>1,705.04</b>
<b>TOTAL WINE</b>	<b>1,777.04</b>	<b>1,866.87</b>	<b>2,860.75</b>	<b>6,708.86</b>	<b>1,124.47</b>	<b>1,296.63</b>	<b>1,447.14</b>	<b>1,859.68</b>	<b>742.06</b>	<b>1,676.20</b>
<b>TOTAL ALL VARIETIES</b>	<b>1,777.04</b>	<b>1,866.87</b>	<b>2,860.77</b>	<b>6,708.86</b>	<b>1,124.47</b>	<b>1,296.85</b>	<b>1,447.14</b>	<b>1,859.68</b>	<b>742.06</b>	<b>1,676.18</b>

**TABLE 10: WEIGHTED AVERAGE GROWER RETURNS PER TON DELIVERED BASIS NON-RELATED PURCHASE  
FOR WINE, CONCENTRATE, JUICE, VINEGAR, AND BEVERAGE BRANDY BY CALIFORNIA PROCESSORS  
FROM THE 2023 CROP BY TYPE, VARIETY, AND REPORTING DISTRICT WHERE GROWN, WITH COMPARISONS**

Type and Variety	11	12	13	14	15	16	17	State Total	
								2023	2022
Dollars									
<b>WINE GRAPES (RED)</b>									
Aglianico	753.82	1,200.00	--	--	--	2,133.80	1,470.59	1,436.46	1,273.89
Aleatico	--	--	--	--	--	--	--	3,077.50	3,060.31
Alicante Bouschet *	469.81	--	236.07	1,800.00	1,800.00	2,029.73	1,726.32	765.27	603.85
Barbera	691.74	369.62	342.30	220.00	--	2,308.67	1,550.00	422.39	388.67
Blaufraenkisch *	1,000.00	--	--	--	--	--	--	1,967.00	1,782.76
Cabernet Franc	974.80	--	250.00	--	--	1,967.43	1,303.09	4,667.57	4,655.38
Cabernet Sauvignon	690.88	559.89	416.88	402.99	2,500.00	2,024.60	722.30	2,097.74	1,921.26
Cargnane	853.83	--	341.16	--	--	1,683.28	--	922.20	792.56
Carmenere	953.66	--	--	--	--	1,625.00	--	1,542.28	1,401.10
Charbono	1,506.43	--	--	--	--	--	--	3,044.68	3,145.20
Cinsaut *	1,265.73	1,300.00	--	--	--	2,022.74	2,000.00	1,708.96	1,525.63
Counoise	1,339.33	--	--	--	--	2,200.00	--	2,521.47	2,289.09
Dolcetto	687.43	--	--	--	--	1,500.00	--	1,244.73	1,386.45
Dornfelder	347.20	--	--	--	--	--	--	377.79	638.50
Durif	--	--	--	--	--	--	--	1,292.59	1,873.26
Freisa	--	--	--	--	--	--	--	3,564.10	2,880.21
Gamay Noir Au Jus Blanc	--	--	--	--	--	--	--	2,664.16	2,800.00
Graciano	661.34	--	--	--	--	--	--	1,365.53	1,256.85
Grenache *	634.76	488.73	334.86	275.00	1,899.16	1,767.41	1,426.98	775.32	748.27
Grignolino	1,900.00	--	--	--	--	--	--	3,168.00	5,230.05
Lagrein	--	--	--	--	--	--	--	2,228.90	2,105.80
Malbec	629.11	475.00	361.30	--	2,500.00	1,820.41	1,475.38	1,266.43	1,130.93
Mencia <sup>3</sup>	1,435.68	1,300.00	--	--	1,800.00	--	--	2,433.01	--
Merlot	595.44	568.35	443.48	--	2,500.00	1,638.69	635.74	1,039.37	900.82
Meunier *	--	--	--	--	--	--	--	2,462.43	2,369.75
Mission	1,043.42	--	276.01	--	--	--	1,050.00	339.36	328.26
Montepulciano	1,132.60	--	--	--	--	2,313.15	--	1,897.25	1,289.20
Mourvedre *	785.64	1,720.00	1,115.81	1,800.00	2,000.00	2,163.24	--	2,213.69	2,184.42
Muscat Hamburg *	708.12	750.00	520.34	--	--	--	--	571.99	568.63
Nebbiolo	1,292.68	--	201.21	--	--	2,300.00	2,263.25	1,785.53	2,440.17
Negrette *	--	--	--	--	--	--	--	3,050.45	3,252.97
Negroamaro	--	--	--	--	--	1,140.00	--	2,009.36	2,013.23
Nero D'Avola *	816.07	1,494.12	3,750.00	--	--	--	--	1,406.39	1,508.37
Petit Verdot	674.62	571.02	433.30	--	2,500.00	2,174.00	1,661.83	1,375.63	1,131.12
Petite Sirah	716.91	595.65	447.82	423.69	--	2,104.55	708.16	1,078.00	1,021.32
Pinot Noir *	633.15	471.72	309.47	--	2,650.00	1,478.68	658.43	1,695.27	1,671.23
Pinotage	1,000.00	--	--	--	--	--	--	1,496.20	1,522.09
Prieto Picudo	1,232.35	1,200.00	--	--	--	--	--	1,225.00	1,200.00
Primitivo	1,229.44	1,200.00	201.21	1,800.00	--	1,544.81	--	1,699.23	1,565.14
Refosco *	--	--	--	--	--	--	--	2,249.83	2,208.76
Royalty	--	--	505.00	--	--	--	--	505.00	505.00
Rubired *	327.33	279.90	298.25	316.46	--	--	--	300.69	329.25
Ruby Cabernet	565.46	265.00	327.32	330.36	--	--	--	317.40	325.67
Sagrantino	1,250.00	--	--	--	--	2,525.00	3,000.00	2,643.98	1,423.86
Sangiovese *	770.66	1,210.81	348.92	--	--	2,079.18	1,218.42	1,733.95	1,626.54
Souzao	1,508.82	--	--	--	--	--	--	1,703.82	1,144.84
St Laurent	--	--	--	--	--	--	--	2,818.09	2,573.81
St Macaire <sup>3</sup>	--	--	--	--	--	--	--	1,796.25	--
Syrah *	626.62	526.63	419.47	1,800.00	2,608.87	1,930.34	--	1,166.68	1,072.29
Tannat	654.31	1,351.25	438.13	1,800.00	1,800.00	2,346.22	1,623.58	811.56	740.15
Tempranillo *	660.65	316.73	1,100.00	1,800.00	1,800.00	2,050.41	2,005.52	833.90	803.07
Teroldego	698.66	580.44	325.23	--	--	--	1,656.89	695.17	688.68
Tinta Cao	1,500.00	--	--	--	--	--	--	1,842.55	568.88
Touriga Nacional *	557.37	--	--	--	--	--	--	606.01	634.34
Trousseau *	--	--	--	--	--	--	--	2,485.40	2,527.00
Valdiguie *	--	--	201.21	--	--	--	632.06	1,683.46	1,778.29
Zinfandel	663.55	395.71	319.83	325.98	2,349.00	2,616.81	319.23	774.06	673.52
Other Red Wine <sup>1</sup>	1,269.08	1,400.00	657.83	220.00	--	--	--	620.49	318.16
<b>Total Red</b>	<b>663.27</b>	<b>532.78</b>	<b>330.96</b>	<b>326.59</b>	<b>2,336.13</b>	<b>2,002.83</b>	<b>660.55</b>	<b>1,313.06</b>	<b>1,167.53</b>
<b>TOTAL WINE</b>	<b>634.30</b>	<b>516.27</b>	<b>341.04</b>	<b>314.84</b>	<b>2,280.02</b>	<b>2,012.16</b>	<b>622.35</b>	<b>1,038.50</b>	<b>957.75</b>
<b>TOTAL ALL VARIETIES</b>	<b>634.30</b>	<b>516.27</b>	<b>337.85</b>	<b>300.30</b>	<b>2,280.02</b>	<b>2,012.16</b>	<b>622.35</b>	<b>1,019.93</b>	<b>919.68</b>

\* Synonyms for variety names are shown on Page 9.

<sup>1</sup> Other categories include minor and mixed varieties.

<sup>2</sup> This variety was included in Other White Wine in 2022.

<sup>3</sup> This variety was included in Other Red Wine in 2022.



## **Found a mistake?**

Our goal is to provide timely, accurate, and useful statistics in service to U.S. agriculture. If you find an error or omission from this report, please notify the Grape Crush Team by March 1, 2024.

[grapecrushteam@usda.gov](mailto:grapecrushteam@usda.gov)

916-738-6569



Grape Crush Program:  
**[cdfa.ca.gov/mkt/grapecrush](https://cdfa.ca.gov/mkt/grapecrush)**

More agricultural statistics:  
**[nass.usda.gov/ca](https://nass.usda.gov/ca)**

Questions:  
**[GrapeCrushTeam@usda.gov](mailto:GrapeCrushTeam@usda.gov)**  
**916-738-6569**

