

# Walnut/Raisin/Prune Report State Summary -- 1996 Crop Year

Released: October 17, 1997  
12:00 NOON PDT



CALIFORNIA AGRICULTURAL  
STATISTICS SERVICE

## WALNUT, RAISIN & PRUNE REPORT

Information contained in this report was supplied by handlers of walnuts, raisins and prunes to fulfill reporting requirements of Sections 55601.7 and 55601.8 of the Food and Agricultural Code. The report includes all tonnages of walnuts, raisins and prunes that were either produced by the handler or purchased from producers. Final weighted average price, including bonuses and allowances, has been reported for all contracts which were finalized.

All 1996 crop transactions completed through the close of business on August 31, 1997 are included in this report. A "good faith" estimate of final weighted average price was reported for those contracts which were not final on the same date. The data are shown by major varieties at the State level only.

### DEFINITIONS

Producer: A person or operator who is responsible for the walnuts, raisins or prunes in the unprocessed state. A dehydrator operator is considered the producer of raisins or prunes if he grew or purchased fresh grapes or prunes and dehydrated them.

Handler: Firm that processes and markets walnuts, raisins or prunes.

Finalized Purchases: Tonnage purchased from producers, for which a pricing contract has been completed.

Non-Finalized Purchases: Contracted tonnage, for which a final price has not yet been determined.

Free Tonnage: Tonnage received by a handler, for which the only Federal marketing order regulation is a minimum quality or size standard. Reserve tonnage is the tonnage set aside as authorized by a Federal marketing order.

DFA Inspected Tonnage: Prunes which have been inspected by officials of the Dried Fruit Association of California.

Weighted Average Price: Weighted average price reflects prices or "good faith" estimates of prices as reported by handlers, and include any bonuses or allowances.

**California Department of Food and Agriculture  
Sacramento, California  
Ann M. Veneman, Secretary**

**Compiled and Published by:**

**California Agricultural Statistics Service (CASS)  
P.O. Box 1258  
Sacramento, CA 95812  
(916) 498-5177**

### SUMMARY OF WALNUT HANDLERS' REPORTS

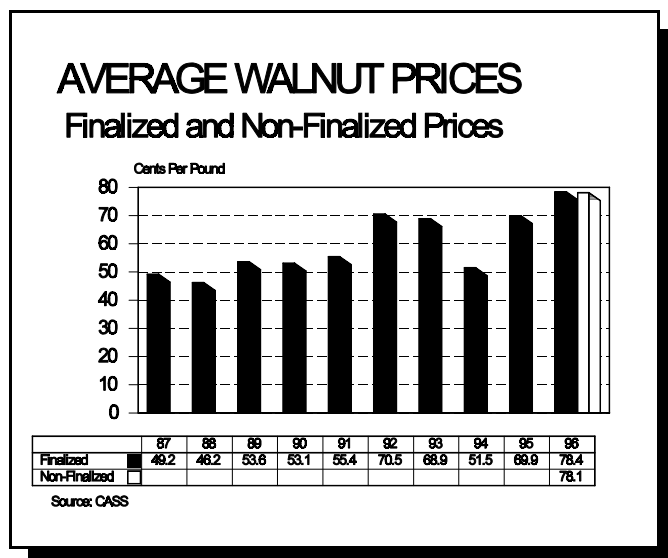
Walnuts produced by handlers in 1996 totaled 9,712 tons. This figure does NOT include walnuts purchased from other handlers or producers.

The total 1996 walnut crop purchased from producers for which pricing had been finalized reached 105,653 tons at an average price of 78.4 cents per pound. This price is rounded to the nearest tenth of a cent per pound and includes all bonuses and allowances.

Purchases from producers for which pricing was NOT finalized, totaled 91,878 tons. The average "good faith" estimate of final weighted average price for this tonnage was 78.1 cents per pound.

The quantity of all walnuts purchased from producers was 197,531 tons for the 1996 crop. This figure does not include walnuts produced by the handler or purchased from other handlers.

The tonnage produced by the handler plus tonnage purchased from producers for the 1996 walnut crop was 51,662 tons of Hartley, 33,175 tons of Serr, and 122,407 tons of other varieties for a total of 207,243 in-shell tons of walnuts.



### WALNUTS: IN-SHELL TONS, 1996 CROP

Variety	Produced by Handler	Finalized Prices		Non-Final Prices		Total Acquisitions	
		Purchased from Producer	Price Per Pound <sup>1/</sup>	Purchased from Producer	Price Per Pound <sup>1/</sup>	Purchased from Producers	Total Quantity Handled
	-- Tons --		Cents	Tons	Cents	-- Tons --	
Hartley	2,652	33,161	79.9	15,849	76.2	49,010	51,662
Serr	1,404	13,564	85.5	18,207	83.0	31,771	33,175
Other	5,657	58,928	75.9	57,822	77.0	116,750	122,407
TOTAL	9,712	105,653	78.4	91,878	78.1	197,531	207,243

<sup>1/</sup> Prices include bonuses and allowances.

NOTE: Varietal totals may not equal total due to rounding.

**SUMMARY OF RAISIN HANDLERS' REPORTS**

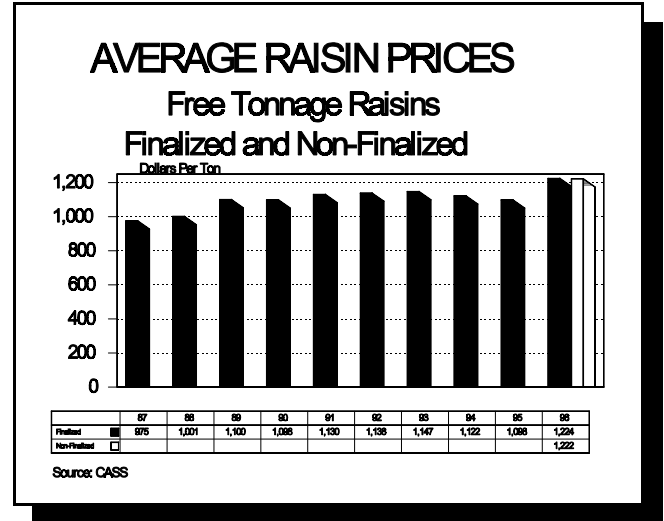
Free raisin tonnage produced by handlers in 1996 totaled 8,535 tons. This figure does NOT include raisins purchased from other handlers or producers.

The tonnage produced by the handler plus tonnage purchased from producers for the 1996 raisin crop was 275,652 tons.

The total 1996 raisin crop purchased from producers for which pricing had been finalized reached 203,869 tons at an average price of \$1,224 per ton. This price is rounded to the nearest dollar per ton and includes all bonuses and allowances.

Purchases from producers for which pricing was NOT finalized, totaled 63,248. The average "good faith" estimate of final weighted average price for this tonnage was \$1,222 per ton.

The quantity of all raisins purchased from producers was 267,117 tons for the 1996 crop. This figure does not include raisins produced by the handler or purchased from other handlers.



**FREE RAISIN TONNAGE: "MEETING INSPECTION" 1/, 1996 CROP YEAR**

Variety	Produced by Handler	Finalized Prices		Non-Final Prices		Total Acquisitions	
		Purchased from Producer	Price Per Ton <u>2/</u>	Purchased from Producer	Price Per Ton <u>2/</u>	Purchased from Producers	Total Quantity Handled
	<i>-- Tons --</i>		<i>Dollars</i>	<i>Tons</i>	<i>Dollars</i>	<i>-- Tons --</i>	
Natural Seedless	3,322	173,707	1,229	58,676	1,218	232,383	235,705
Dipped Seedless	0	12,285	1,161	0	0	12,285	12,285
Oleate Seedless	0	792	943	0	0	792	792
Golden Seedless	5,139	11,625	1,341	2,969	1,305	14,594	19,733
Zante Currants	34	2,863	1,155	1,595	1,216	4,458	4,492
Sultanas	0	124	823	0	0	124	124
Muscats	9	156	1,000	0	0	156	165
Monukkas	0	872	862	0	0	872	872
Other Seedless	31	1,444	891	8	950	1,452	1,483
<b>TOTAL</b>	<b>8,535</b>	<b>203,869</b>	<b>1,224</b>	<b>63,248</b>	<b>1,222</b>	<b>267,117</b>	<b>275,652</b>

1/ Free tonnage as reported to the Raisin Administrative Committee.

2/ Price includes bonuses and allowances.

NOTE: Varietal totals may not equal total due to rounding.

**SUMMARY OF PRUNE HANDLERS' REPORTS**

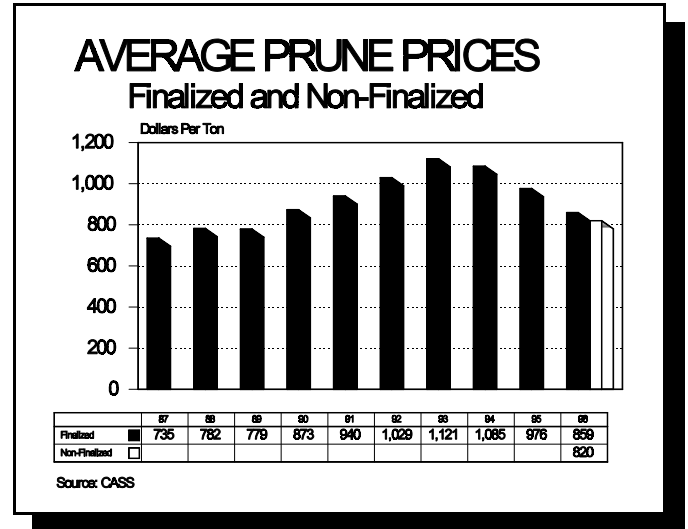
Prunes produced by handlers in 1996 totaled 13,031 tons. This figure does NOT include prunes purchased from other handlers or producers.

The total 1996 prune crop purchased from producers for which pricing had been finalized reached 98,818 tons at an average price of \$859 per ton. This price is rounded to the nearest dollar per ton and includes all bonuses and allowances.

Purchases from producers for which pricing was NOT finalized, totaled 111,020 tons. The average "good faith" estimate of final weighted average price for this tonnage was \$820 per ton.

The quantity of all prunes purchased from producers was 209,838 tons for the 1996 crop. This figure does not include prunes produced by the handler or purchased from other handlers. The weighted average size count of tons purchased from producers was 72 for the French varieties and 39 for the non-French varieties.

The tonnage produced by the handler plus tonnage purchased from producers for the 1996 prune crop was 222,716 tons of French and 155 tons of non-French for a total of 222,869 tons of DFA inspected prunes.



**PRUNES: DFA INSPECTED TONS 1/, 1996 CROP YEAR**

Variety	Produced by Handler	Finalized Prices		Non-Final Prices		Total Acquisitions		
		Purchased from Producer	Price Per Ton <u>2/</u>	Purchased from Producer	Price Per Ton <u>2/</u>	Purchased from Producers	Weighted Avg. Size Count	Total Quantity Handled
	-- Tons --		Dollars	Tons	Dollars	Tons	Number	Tons
French	13,012	98,707	859	110,997	820	209,704	72	222,716
Non-French	20	112	622	23	1,085	135	39	155
TOTAL	13,031	98,818	859	111,020	820	209,838	72	222,869

1/ Tons as shown on DFA Inspection Certificates as required by the Prune Marketing Committee.

2/ Prices include bonuses and allowances.

NOTE: Varietal totals may not equal total due to rounding.