

Walnut/Raisin/Prune Report State Summary -- 1998 Crop Year

Released: October 15, 1999
12:00 NOON PDT



CALIFORNIA AGRICULTURAL
STATISTICS SERVICE

WALNUT, RAISIN & PRUNE REPORT

Information contained in this report was supplied by handlers of walnuts, raisins and prunes to fulfill reporting requirements of Sections 55601.7 and 55601.8 of the Food and Agricultural Code. The report includes all tonnages of walnuts, raisins and prunes that were either produced by the handler or purchased from producers. Final weighted average price, including bonuses and allowances, has been reported for all contracts which were finalized.

All 1998 crop transactions completed through the close of business on August 31, 1999 are included in this report. A "good faith" estimate of final weighted average price was reported for those contracts which were not final on the same date. The data are shown by major varieties at the State level only.

DEFINITIONS

Producer: A person or operator who is responsible for the walnuts, raisins or prunes in the unprocessed state. A dehydrator operator is considered the producer of raisins or prunes if he grew or purchased fresh grapes or prunes and dehydrated them.

Handler: Firm that processes and markets walnuts, raisins or prunes.

Finalized Purchases: Tonnage purchased from producers, for which a pricing contract has been completed.

Non-Finalized Purchases: Contracted tonnage, for which a final price has not yet been determined.

Free Tonnage: Tonnage received by a handler, for which the only Federal marketing order regulation is a minimum quality or size standard. Reserve tonnage is the tonnage set aside as authorized by a Federal marketing order.

DFA Inspected Tonnage: Prunes which have been inspected by officials of the Dried Fruit Association of California.

Weighted Average Price: Weighted average price reflects prices or "good faith" estimates of prices as reported by handlers, and include any bonuses or allowances.

**California Department of Food and Agriculture
Sacramento, California
William J. Lyons, Jr., Secretary**

Compiled and Published by:

**California Agricultural Statistics Service (CASS)
P.O. Box 1258
Sacramento, CA 95812
(916) 498-5177**

SUMMARY OF WALNUT HANDLERS' REPORTS

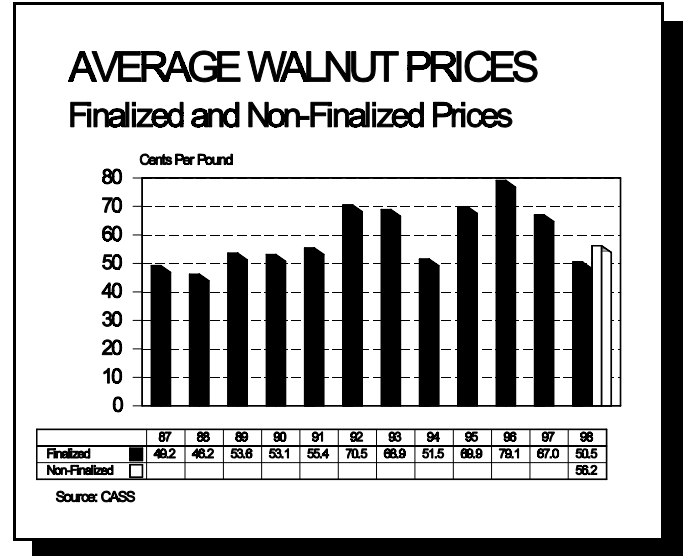
Walnuts produced by handlers in 1998 totaled 5,863 tons. This figure does NOT include walnuts purchased from other handlers or producers.

The total 1998 walnut crop purchased from producers for which pricing had been finalized reached 115,032 tons at an average price of 49.6 cents per pound. This price is rounded to the nearest tenth of a cent per pound and includes all bonuses and allowances.

Purchases from producers for which pricing was NOT finalized, totaled 104,788 tons. The average "good faith" estimate of final weighted average price for this tonnage was 56.2 cents per pound.

The quantity of all walnuts purchased from producers was 219,820 tons for the 1998 crop. This figure does not include walnuts produced by the handler or purchased from other handlers.

The tonnage produced by the handler plus tonnage purchased from producers for the 1998 walnut crop was 52,914 tons of Hartley, 41,782 tons of Serr, and 130,987 tons of other varieties for a total of 225,683 in-shell tons of walnuts.



WALNUTS: IN-SHELL TONS, 1998 CROP

Variety	Produced by Handler	Finalized Prices		Non-Final Prices		Total Acquisitions	
		Purchased from Producer	Price Per Pound ^{1/}	Purchased from Producer	Price Per Pound ^{1/}	Purchased from Producers	Total Quantity Handled
		<i>Tons</i>	<i>Cents</i>	<i>Tons</i>	<i>Cents</i>	<i>Tons</i>	
Hartley	1,585	34,067	57.9	17,262	61.7	51,329	52,914
Serr	526	19,267	49.2	21,989	59.4	41,256	41,782
Other	3,752	61,698	46.6	65,537	53.6	127,235	130,987
TOTAL	5,863	115,032	49.6	104,788	56.2	219,820	225,683

^{1/} Prices include bonuses and allowances.

NOTE: Varietal totals may not equal total due to rounding.

SUMMARY OF RAISIN HANDLERS' REPORTS

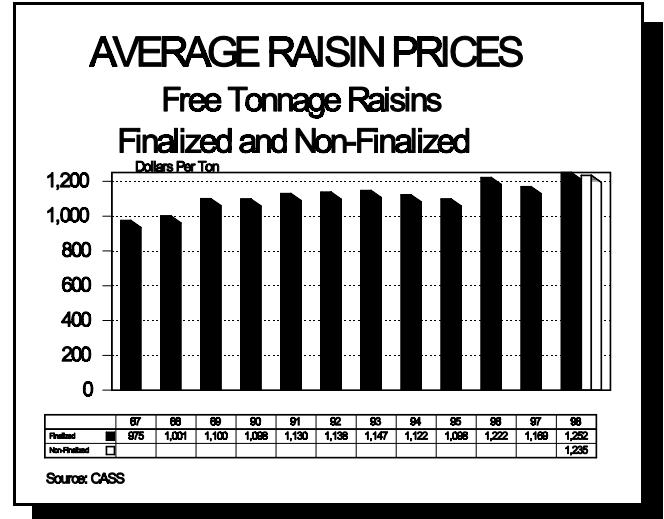
Free raisin tonnage produced by handlers in 1998 totaled 13,053 tons. This figure does NOT include raisins purchased from other handlers or producers.

The tonnage produced by the handler plus tonnage purchased from producers for the 1998 raisin crop was 276,837 tons.

The total 1998 raisin crop purchased from producers for which pricing had been finalized reached 195,856 tons at an average price of \$1,252 per ton. This price is rounded to the nearest dollar per ton and includes all bonuses and allowances.

Purchases from producers for which pricing was NOT finalized, totaled 67,928. The average "good faith" estimate of final weighted average price for this tonnage was \$1,235 per ton.

The quantity of all raisins purchased from producers was 263,784 tons for the 1998 crop. This figure does not include raisins produced by the handler or purchased from other handlers.



FREE RAISIN TONNAGE: "MEETING INSPECTION" 1/, 1998 CROP YEAR

Variety	Produced by Handler	Finalized Prices		Non-Final Prices		Total Acquisitions	
		Purchased from Producer	Price Per Ton 2/	Purchased from Producer	Price Per Ton 2/	Purchased from Producers	Total Quantity Handled
		<i>Tons</i>	<i>Dollars</i>	<i>Tons</i>	<i>Dollars</i>	<i>Tons</i>	
Natural Seedless	5,275	173,386	1,250	62,331	1,228	235,717	240,992
Dipped Seedless	1,816	8,538	1,414	1,895	1,340	10,433	12,249
Oleate Seedless	0	508	1,281	0	0	508	508
Golden Seedless	5,554	7,910	1,303	2,536	1,342	10,446	16,000
Zante Currants	76	2,151	1,145	1,114	1,217	3,265	3,341
Sultanas	0	95	818	0	0	95	95
Muscats	0	27	700	0	0	27	27
Monukkas	0	337	858	0	0	337	337
Other Seedless	331	2,903	935	52	1,300	2,955	3,286
TOTAL	13,053	195,856	1,252	67,928	1,235	263,784	276,837

1/ Free tonnage as reported to the Raisin Administrative Committee.

2/ Price includes bonuses and allowances.

NOTE: Varietal totals may not equal total due to rounding.

SUMMARY OF PRUNE HANDLERS' REPORTS

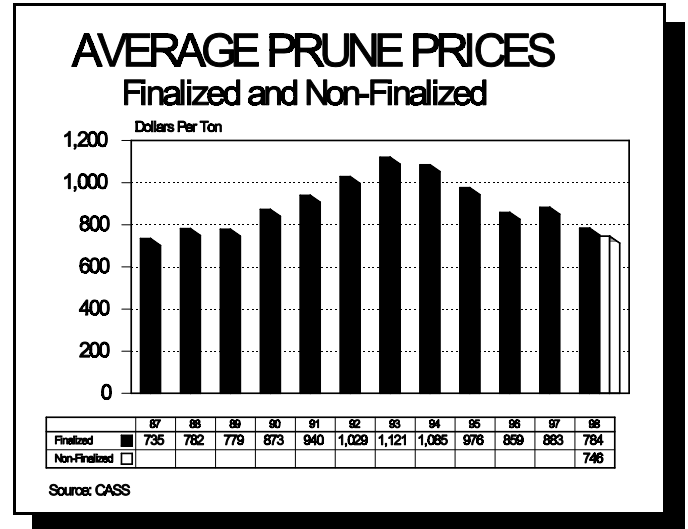
Prunes produced by handlers in 1998 totaled 15,997 tons. This figure does NOT include prunes purchased from other handlers or producers.

The total 1998 prune crop purchased from producers for which pricing had been finalized reached 43,315 tons at an average price of \$784 per ton. This price is rounded to the nearest dollar per ton and includes all bonuses and allowances.

Purchases from producers for which pricing was NOT finalized, totaled 53,561 tons. The average "good faith" estimate of final weighted average price for this tonnage was \$746 per ton.

The quantity of all prunes purchased from producers was 96,876 tons for the 1998 crop. This figure does not include prunes produced by the handler or purchased from other handlers. The weighted average size count of tons purchased from producers was 63 for the French varieties and 42 for the non-French varieties.

The tonnage produced by the handler plus tonnage purchased from producers for the 1998 prune crop was 112,825 tons of French and 47 tons of non-French for a total of 112,873 tons of DFA inspected prunes.



PRUNES: DFA INSPECTED TONS ^{1/}, 1998 CROP YEAR

Variety	Produced by Handler	Finalized Prices		Non-Final Prices		Total Acquisitions		
		Purchased from Producer	Price Per Ton ^{2/}	Purchased from Producer	Price Per Ton ^{2/}	Purchased from Producers	Weighted Avg. Size Count	Total Quantity Handled
		Tons	Dollars	Tons	Dollars	Tons	Number	Tons
French	15,997	43,272	784	53,556	746	96,828	63	112,825
Non-French	0	42	433	5	1,025	47	42	47
TOTAL	15,997	43,315	784	53,561	746	96,876	63	112,873

^{1/} Tons as shown on DFA Inspection Certificates as required by the Prune Marketing Committee.

^{2/} Prices include bonuses and allowances.

NOTE: Varietal totals may not equal total due to rounding.