

Walnut/Raisin/Prune Report State Summary - 1999 Crop Year

Released: October 13, 2000
12:00 NOON PDT



CALIFORNIA AGRICULTURAL
STATISTICS SERVICE

WALNUT, RAISIN & PRUNE REPORT

Information contained in this report was supplied by handlers of walnuts, raisins and prunes to fulfill reporting requirements of Sections 55601.7 and 55601.8 of the Food and Agricultural Code. The report includes all tonnages of walnuts, raisins and prunes that were either produced by the handler or purchased from producers. Final weighted average price, including bonuses and allowances, has been reported for all contracts which were finalized.

All 1999 crop transactions completed through the close of business on August 31, 2000 are included in this report. A "good faith" estimate of final weighted average price was reported for those contracts which were not final on the same date. The data are shown by major varieties at the State level only.

DEFINITIONS

Producer: A person or operator who is responsible for the walnuts, raisins or prunes in the unprocessed state. A dehydrator operator is considered the producer of raisins or prunes if he grew or purchased fresh grapes or prunes and dehydrated them.

Handler: Firm that processes and markets walnuts, raisins or prunes.

Finalized Purchases: Tonnage purchased from producers, for which a pricing contract has been completed.

Non-Finalized Purchases: Contracted tonnage, for which a final price has not yet been determined.

Free Tonnage: Tonnage received by a handler, for which the only Federal marketing order regulation is a minimum quality or size standard. Reserve tonnage is the tonnage set aside as authorized by a Federal marketing order.

DFA Inspected Tonnage: Prunes which have been inspected by officials of the Dried Fruit Association of California.

Weighted Average Price: Weighted average price reflects prices or "good faith" estimates of prices as reported by handlers and include any bonuses or allowances.

**California Agricultural Statistics Service
publications are available on the Internet at:
<http://www.nass.usda.gov/ca>**

**California Department of Food and Agriculture
Sacramento, California
William J. Lyons, Jr., Secretary**

Compiled and Published by:

**California Agricultural Statistics Service (CASS)
P.O. Box 1258
Sacramento, CA 95812
(916) 498-5161**

SUMMARY OF WALNUT HANDLERS' REPORTS

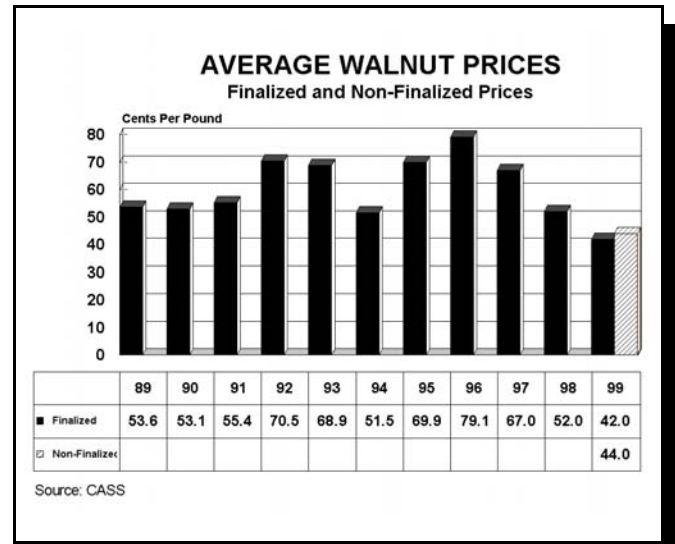
Walnuts produced by handlers in 1999 totaled 7,426 tons. This figure does NOT include walnuts purchased from other handlers or producers.

The total 1999 walnut crop purchased from producers, for whom pricing had been finalized, reached 144,579 tons at an average price of 42.0 cents per pound. This price is rounded to the nearest tenth of a cent per pound and includes all bonuses and allowances.

Purchases from producers, for whom pricing was NOT finalized, totaled 129,989 tons. The average "good faith" estimate of final weighted average price for this tonnage was 44.0 cents per pound.

The quantity of all walnuts purchased from producers was 274,568 tons for the 1999 crop. This figure does not include walnuts produced by the handler or purchased from other handlers.

The tonnage produced by the handler plus tonnage purchased from producers for the 1999 walnut crop was 62,763 tons of Chandler, 78,619 tons of Hartley, 32,358 tons of Serr, and 108,254 tons of other varieties for a total of 281,994 in-shell tons of walnuts.



WALNUTS: IN-SHELL TONS, 1999 CROP

| Variety | Produced by Handler | Finalized Prices | | Non-Final Prices | | Total Acquisitions | |
|--------------|---------------------|-------------------------|-------------------------------|-------------------------|-------------------------------|--------------------------|------------------------|
| | | Purchased from Producer | Price Per Pound ^{1/} | Purchased from Producer | Price Per Pound ^{1/} | Purchased from Producers | Total Quantity Handled |
| | | Tons | Cents | Tons | Cents | Tons | |
| Chandler | 1,439 | 30,924 | 44.4 | 30,400 | 46.0 | 61,324 | 62,763 |
| Hartley | 2,627 | 49,338 | 47.2 | 26,654 | 52.9 | 75,992 | 78,619 |
| Serr | 463 | 14,903 | 41.7 | 16,992 | 44.0 | 31,895 | 32,358 |
| Other | 2,897 | 49,414 | 35.4 | 55,943 | 38.7 | 105,357 | 108,254 |
| TOTAL | 7,426 | 144,579 | 42.0 | 129,989 | 44.0 | 274,568 | 281,994 |

^{1/} Prices include bonuses and allowances.

NOTE: Varietal totals may not equal total due to rounding.

SUMMARY OF RAISIN HANDLERS' REPORTS

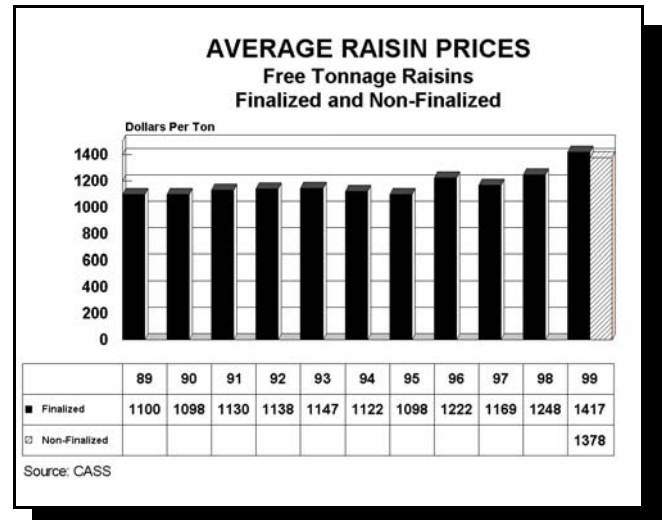
Free raisin tonnage produced by handlers in 1999 totaled 9,636 tons. This figure does NOT include raisins purchased from other handlers or producers.

The tonnage produced by the handler plus tonnage purchased from producers for the 1999 raisin crop was 304,494 tons.

The total 1999 raisin crop purchased from producers, for whom pricing had been finalized, reached 227,947 tons at an average price of \$1,417 per ton. This price is rounded to the nearest dollar per ton and includes all bonuses and allowances.

Purchases from producers, for whom pricing was NOT finalized, totaled 66,911. The average "good faith" estimate of final weighted average price for this tonnage was \$1,378 per ton.

The quantity of all raisins purchased from producers was 294,858 tons for the 1999 crop. This figure does not include raisins produced by the handler or purchased from other handlers.



FREE RAISIN TONNAGE: "MEETING INSPECTION" ^{1/}, 1999 CROP YEAR

| Variety | Produced by Handler | Finalized Prices | | Non-Final Prices | | Total Acquisitions | |
|------------------|---------------------|-------------------------|-----------------------------|-------------------------|-----------------------------|--------------------------|------------------------|
| | | Purchased from Producer | Price Per Ton ^{2/} | Purchased from Producer | Price Per Ton ^{2/} | Purchased from Producers | Total Quantity Handled |
| | | <i>Tons</i> | <i>Dollars</i> | <i>Tons</i> | <i>Dollars</i> | <i>Tons</i> | |
| Natural Seedless | 3,951 | 193,682 | 1,431 | 61,717 | 1,380 | 255,399 | 259,350 |
| Dipped Seedless | 1,857 | 19,785 | 1,403 | 26 | 1,000 | 19,811 | 21,668 |
| Oleate Seedless | 0 | 253 | 1,241 | 0 | 0 | 253 | 253 |
| Golden Seedless | 3,675 | 7,646 | 1,405 | 4,087 | 1,405 | 11,733 | 15,408 |
| Zante Currants | 31 | 1,277 | 1,155 | 944 | 1,189 | 2,221 | 2,252 |
| Sultanas | 0 | 107 | 919 | 0 | 0 | 107 | 107 |
| Muscats | 0 | 5 | 702 | 2 | 1,300 | 7 | 7 |
| Monukkas | 25 | 482 | 986 | 0 | 0 | 482 | 507 |
| Other Seedless | 97 | 4,709 | 1,035 | 134 | 1,150 | 4,843 | 4,940 |
| TOTAL | 9,636 | 227,947 | 1,417 | 66,911 | 1,378 | 294,858 | 304,494 |

^{1/} Free tonnage as reported to the Raisin Administrative Committee.

^{2/} Price includes bonuses and allowances.

NOTE: Varietal totals may not equal total due to rounding.

SUMMARY OF PRUNE HANDLERS' REPORTS

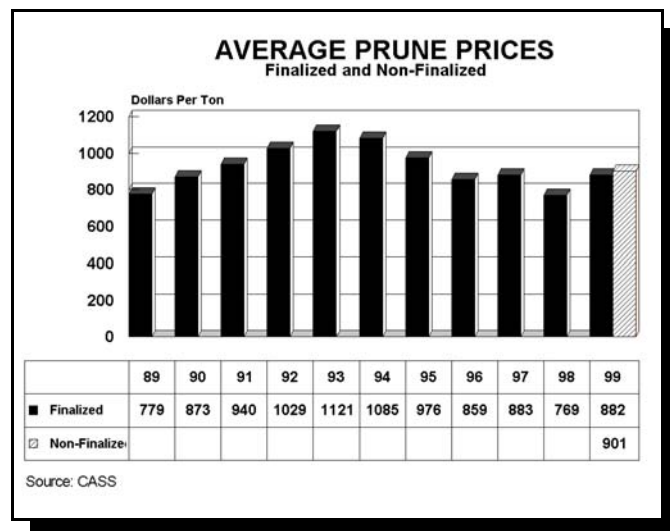
Prunes produced by handlers in 1999 totaled 12,978 tons. This figure does NOT include prunes purchased from other handlers or producers.

The total 1999 prune crop purchased from producers, for whom pricing had been finalized, reached 73,110 tons at an average price of \$882 per ton. This price is rounded to the nearest dollar per ton and includes all bonuses and allowances.

Purchases from producers, for whom pricing was NOT finalized, totaled 86,130 tons. The average "good faith" estimate of final weighted average price for this tonnage was \$901 per ton.

The quantity of all prunes purchased from producers was 159,240 tons for the 1999 crop. This figure does not include prunes produced by the handler or purchased from other handlers. The weighted average size count of tons purchased from producers was 59 for the French varieties and 34 for the non-French varieties.

The tonnage produced by the handler plus tonnage purchased from producers for the 1999 prune crop was 172,156 tons of French and 62 tons of non-French for a total of 172,218 tons of DFA inspected prunes.



PRUNES: DFA INSPECTED TONS 1/, 1999 CROP YEAR

| Variety | Produced by Handler | Finalized Prices | | Non-Final Prices | | Total Acquisitions | | |
|------------|---------------------|-------------------------|-------------------------|-------------------------|-------------------------|--------------------------|--------------------------|------------------------|
| | | Purchased from Producer | Price Per Ton <u>2/</u> | Purchased from Producer | Price Per Ton <u>2/</u> | Purchased from Producers | Weighted Avg. Size Count | Total Quantity Handled |
| | | <i>Tons</i> | <i>Dollars</i> | <i>Tons</i> | <i>Dollars</i> | <i>Tons</i> | <i>Number</i> | <i>Tons</i> |
| French | 12,978 | 73,048 | 882 | 86,130 | 901 | 159,178 | 59 | 172,156 |
| Non-French | 0 | 62 | 685 | 0 | 0 | 62 | 34 | 62 |
| TOTAL | 12,978 | 73,110 | 882 | 86,130 | 901 | 159,240 | 59 | 172,218 |

1/ Tons as shown on DFA Inspection Certificates as required by the Prune Marketing Committee.

2/ Prices include bonuses and allowances.

NOTE: Varietal totals may not equal total due to rounding.