

Walnut/Raisin/Prune Report State Summary - 2000 Crop Year

Released: October 12, 2001
12:00 NOON PDT



CALIFORNIA AGRICULTURAL
STATISTICS SERVICE

Information contained in this report was supplied by handlers of walnuts, raisins and prunes to fulfill reporting requirements of Sections 55601.7 and 55601.8 of the Food and Agricultural Code. The report includes all tonnages of walnuts, raisins and prunes that were either produced by the handler or purchased from producers. Final weighted average price, including bonuses and allowances, has been reported for all contracts which were finalized.

All 2000 crop transactions completed through the close of business on August 31, 2001 are included in this report. A "good faith" estimate of final weighted average price was reported for those contracts which were not final on the same date. The data are shown by major varieties at the State level only.

DEFINITIONS

Producer: A person or operator who is responsible for the walnuts, raisins or prunes in the unprocessed state. A dehydrator operator is considered the producer of raisins or prunes if he grew or purchased fresh grapes or prunes and dehydrated them.

Handler: Firm that processes and markets walnuts, raisins or prunes.

Finalized Purchases: Tonnage purchased from producers, for which a pricing contract has been completed.

Non-Finalized Purchases: Contracted tonnage, for which a final price has not yet been determined.

Free Tonnage: Tonnage received by a handler, for which the only Federal marketing order regulation is a minimum quality or size standard. Reserve tonnage is the tonnage set aside as authorized by a Federal marketing order.

DFA Inspected Tonnage: Prunes which have been inspected by officials of the Dried Fruit Association of California.

Weighted Average Price: Weighted average price reflects prices or "good faith" estimates of prices as reported by handlers and include any bonuses or allowances.

**California Agricultural Statistics Service
publications are available on the Internet at:
<http://www.nass.usda.gov/ca>**

**California Department of Food and Agriculture
Sacramento, California
William J. Lyons, Jr., Secretary**

Compiled and Published by:

**California Agricultural Statistics Service (CASS)
P.O. Box 1258
Sacramento, CA 95812
(916) 498-5161**

SUMMARY OF WALNUT HANDLERS' REPORTS

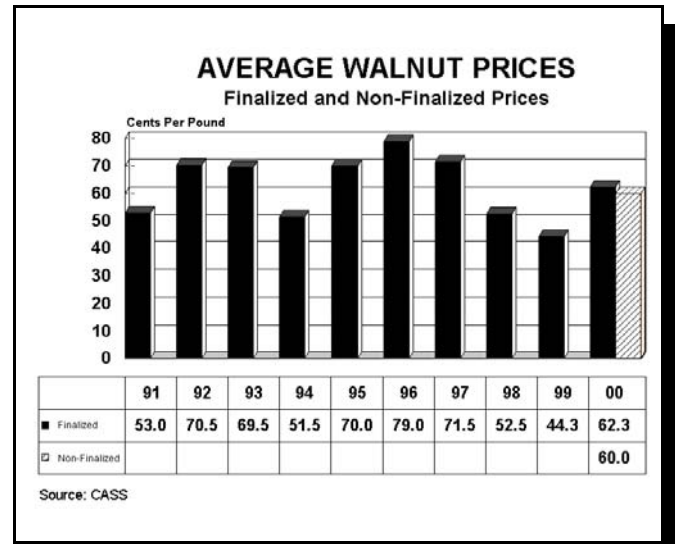
Walnuts produced by handlers in 2000 totaled 5,754 tons. This figure does NOT include walnuts purchased from other handlers or producers.

The total 2000 walnut crop purchased from producers, for whom pricing had been finalized, reached 119,687 tons at an average price of 62.3 cents per pound. This price is rounded to the nearest tenth of a cent per pound and includes all bonuses and allowances.

Purchases from producers, for whom pricing was NOT finalized, totaled 110,129 tons. The average "good faith" estimate of final weighted average price for this tonnage was 60.0 cents per pound.

The quantity of all walnuts purchased from producers was 229,816 tons for the 2000 crop. This figure does not include walnuts produced by the handler or purchased from other handlers.

The tonnage produced by the handler plus tonnage purchased from producers for the 2000 walnut crop was 57,004 tons of Chandler, 63,757 tons of Hartley, 20,439 tons of Serr, and 94,371 tons of other varieties for a total of 235,570 in-shell tons of walnuts.



WALNUTS: IN-SHELL TONS, 2000 CROP

Variety	Produced by Handler	Finalized Prices		Non-Final Prices		Total Acquisitions	
		Purchased from Producer	Price Per Pound ^{1/}	Purchased from Producer	Price Per Pound ^{1/}	Purchased from Producers	Total Quantity Handled
		<i>Tons</i>	<i>Cents</i>	<i>Tons</i>	<i>Cents</i>	<i>Tons</i>	
Chandler	792	28,139	72.9	28,073	68.2	56,212	57,004
Hartley	2,491	39,358	60.3	21,908	57.9	61,266	63,757
Serr	269	8,813	66.9	11,357	62.2	20,170	20,439
Other	2,202	43,378	56.4	48,791	55.8	92,169	94,371
TOTAL	5,754	119,687	62.3	110,129	60.0	229,816	235,570

^{1/} Prices include bonuses and allowances.

NOTE: Varietal totals may not equal total due to rounding.

SUMMARY OF RAISIN HANDLERS' REPORTS

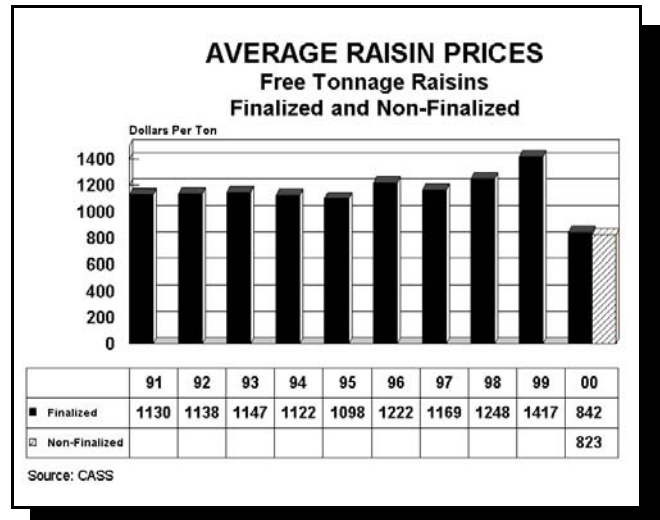
Free raisin tonnage produced by handlers in 2000 totaled 14,659 tons. This figure does NOT include raisins purchased from other handlers or producers.

The tonnage produced by the handler plus tonnage purchased from producers for the 2000 raisin crop was 291,449 tons.

The total 2000 raisin crop purchased from producers, for whom pricing had been finalized, reached 218,294 tons at an average price of \$842 per ton. This price is rounded to the nearest dollar per ton and includes all bonuses and allowances.

Purchases from producers, for whom pricing was NOT finalized, totaled 58,496. The average "good faith" estimate of final weighted average price for this tonnage was \$823 per ton.

The quantity of all raisins purchased from producers was 276,790 tons for the 2000 crop. This figure does not include raisins produced by the handler or purchased from other handlers.



FREE RAISIN TONNAGE: "MEETING INSPECTION" 1/, 2000 CROP YEAR

Variety	Produced by Handler	Finalized Prices		Non-Final Prices		Total Acquisitions	
		Purchased from Producer	Price Per Ton <u>2/</u>	Purchased from Producer	Price Per Ton <u>2/</u>	Purchased from Producers	Total Quantity Handled
		<i>Tons</i>	<i>Dollars</i>	<i>Tons</i>	<i>Dollars</i>	<i>Tons</i>	
Natural Seedless	6,933	177,824	844	53,813	818	231,637	238,570
Dipped Seedless	3,757	20,052	815	24	884	20,076	23,833
Oleate Seedless	0	3,667	855	0	0	3,667	3,667
Golden Seedless	3,677	6,395	978	3,208	859	9,603	13,280
Zante Currants	75	2,527	988	1,431	952	3,958	4,033
Sultanas	0	119	590	0	0	119	119
Muscats	0	51	533	0	0	51	51
Monukkas	0	909	715	0	0	909	909
Other Seedless	218	6,750	702	19	621	6,769	6,987
TOTAL	14,659	218,294	842	58,496	823	276,790	291,449

1/ Free tonnage as reported to the Raisin Administrative Committee.

2/ Price includes bonuses and allowances.

NOTE: Varietal totals may not equal total due to rounding.

SUMMARY OF PRUNE HANDLERS' REPORTS

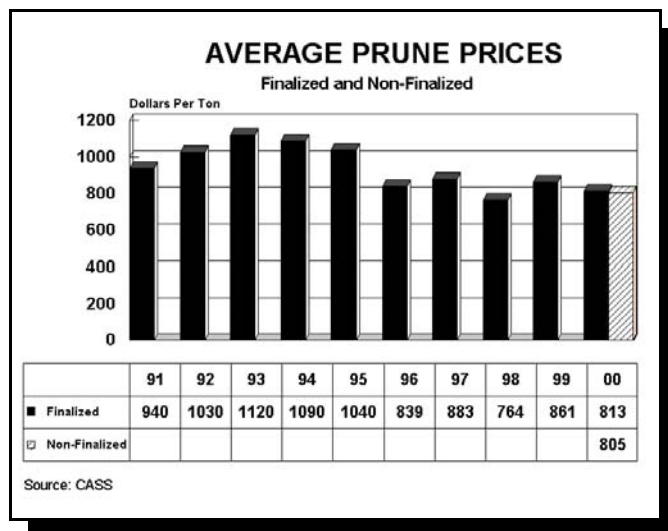
Prunes produced by handlers in 2000 totaled 7,654 tons. This figure does NOT include prunes purchased from other handlers or producers.

The total 2000 prune crop purchased from producers, for whom pricing had been finalized, reached 99,475 tons at an average price of \$813 per ton. This price is rounded to the nearest dollar per ton and includes all bonuses and allowances.

Purchases from producers, for whom pricing was NOT finalized, totaled 98,069 tons. The average "good faith" estimate of final weighted average price for this tonnage was \$805 per ton.

The quantity of all prunes purchased from producers was 197,544 tons for the 2000 crop. This figure does not include prunes produced by the handler or purchased from other handlers. The weighted average size count of tons purchased from producers was 63 for the French varieties and 44 for the non-French varieties.

The tonnage produced by the handler plus tonnage purchased from producers for the 2000 prune crop was 205,129 tons of French and 70 tons of non-French for a total of 205,198 tons of DFA inspected prunes.



PRUNES: DFA INSPECTED TONS 1, 2000 CROP YEAR

Variety	Produced by Handler	Finalized Prices		Non-Final Prices		Total Acquisitions		
		Purchased from Producer	Price Per Ton <u>2</u>	Purchased from Producer	Price Per Ton <u>2</u>	Purchased from Producers	Weighted Avg. Size Count	Total Quantity Handled
		<i>Tons</i>	<i>Dollars</i>	<i>Tons</i>	<i>Dollars</i>	<i>Tons</i>	<i>Number</i>	<i>Tons</i>
French	7,654	99,421	813	98,054	805	197,475	63	205,129
Non-French	0	55	497	15	805	70	44	70
TOTAL	7,654	99,475	813	98,069	805	197,544	63	205,198

1/ Tons as shown on DFA Inspection Certificates as required by the Prune Marketing Committee.

2/ Prices include bonuses and allowances.

NOTE: Varietal totals may not equal total due to rounding.