

Walnut/Raisin/Prune Report State Summary - 2002 Crop Year

Released: October 10, 2003
12:00 NOON PDT



CALIFORNIA AGRICULTURAL
STATISTICS SERVICE

Information contained in this report was supplied by handlers of walnuts, raisins and prunes to fulfill reporting requirements of Sections 55601.7 and 55601.8 of the Food and Agricultural Code. The report includes all tonnages of walnuts, raisins and prunes that were either produced by the handler or purchased from producers. Final weighted average price, including bonuses and allowances, has been reported for all contracts which were finalized.

All 2002 crop transactions completed through the close of business on August 29, 2003 are included in this report. A "good faith" estimate of final weighted average price was reported for those contracts which were not final on the same date. The data are shown by major varieties at the State level only.

DEFINITIONS

Producer: A person or operator who is responsible for the walnuts, raisins or prunes in the unprocessed state. A dehydrator operator is considered the producer of raisins or prunes if he grew or purchased fresh grapes or prunes and dehydrated them.

Handler: Firm that processes and markets walnuts, raisins or prunes.

Finalized Purchases: Tonnage purchased from producers, for which a pricing contract has been completed.

Non-Finalized Purchases: Contracted tonnage, for which a final price has not yet been determined.

Free Tonnage: Tonnage received by a handler, for which the only Federal marketing order regulation is a minimum quality or size standard. Reserve tonnage is the tonnage set aside as authorized by a Federal marketing order.

DFA Inspected Tonnage: Prunes which have been inspected by officials of the Dried Fruit Association of California.

Weighted Average Price: Weighted average price reflects prices or "good faith" estimates of prices as reported by handlers and include any bonuses or allowances.

**California Agricultural Statistics Service
publications are available on the Internet at:
<http://www.nass.usda.gov/ca>**

**California Department of Food and Agriculture
Sacramento, California
William J. Lyons, Jr., Secretary**

Compiled and Published by:

**California Agricultural Statistics Service (CASS)
P.O. Box 1258
Sacramento, CA 95812-1258
(916) 498-5161**

SUMMARY OF WALNUT HANDLERS' REPORTS

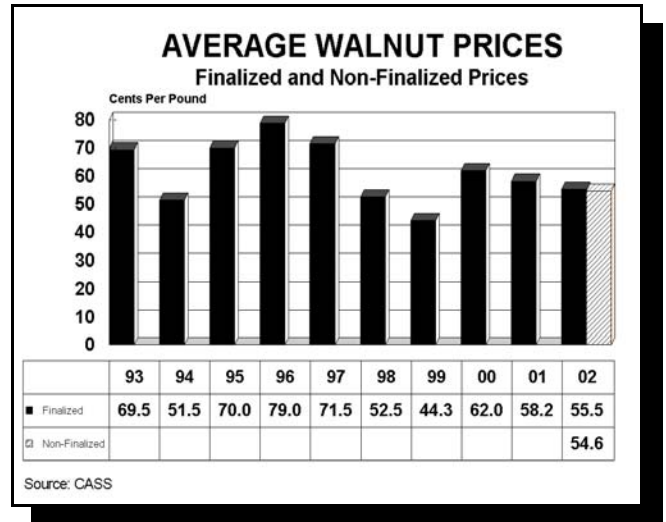
Walnuts produced by handlers in 2002 totaled 20,698 tons. This figure does NOT include walnuts purchased from other handlers or producers.

The total 2002 walnut crop purchased from producers, for whom pricing had been finalized, reached 132,018 tons at an average price of 55.5 cents per pound. This price is rounded to the nearest tenth of a cent per pound and includes all bonuses and allowances.

Purchases from producers, for whom pricing was NOT finalized, totaled 128,158 tons. The average "good faith" estimate of final weighted average price for this tonnage was 54.6 cents per pound.

The quantity of all walnuts purchased from producers was 260,176 tons for the 2002 crop. This figure does not include walnuts produced by the handler or purchased from other handlers.

The tonnage produced by the handler plus tonnage purchased from producers for the 2002 walnut crop was 90,043 tons of Chandler, 68,453 tons of Hartley, 19,609 tons of Serr, and 102,769 tons of other varieties for a total of 280,874 in-shell tons of walnuts.



WALNUTS: IN-SHELL TONS, 2002 CROP

Variety	Produced by Handler	Finalized Prices		Non-Final Prices		Total Acquisitions	
		Purchased from Producer	Price Per Pound ^{1/}	Purchased from Producer	Price Per Pound ^{1/}	Purchased from Producers	Total Quantity Handled
		<i>Tons</i>	<i>Cents</i>	<i>Tons</i>	<i>Cents</i>	<i>Tons</i>	
Chandler	6,769	40,145	61.3	43,129	61.1	83,274	90,043
Hartley	5,933	38,479	52.5	24,041	57.9	62,520	68,453
Serr	1,026	8,457	61.4	10,126	52.1	18,583	19,609
Other	6,970	44,937	51.6	50,862	48.0	95,799	102,769
TOTAL	20,698	132,018	55.5	128,158	54.6	260,176	280,874

^{1/} Prices include bonuses and allowances.

NOTE: Varietal totals may not equal total due to rounding.

SUMMARY OF RAISIN HANDLERS' REPORTS

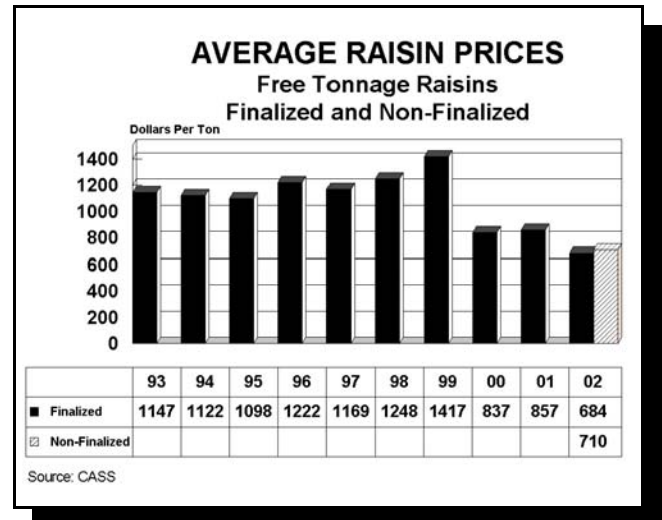
Free raisin tonnage produced by handlers in 2002 totaled 15,296 tons. This figure does NOT include raisins purchased from other handlers or producers.

The tonnage produced by the handler plus tonnage purchased from producers for the 2002 raisin crop was 293,319 tons.

The total 2002 raisin crop purchased from producers, for whom pricing had been finalized, reached 206,394 tons at an average price of \$684 per ton. This price is rounded to the nearest dollar per ton and includes all bonuses and allowances.

Purchases from producers, for whom pricing was NOT finalized, totaled 71,629. The average "good faith" estimate of final weighted average price for this tonnage was \$710 per ton.

The quantity of all raisins purchased from producers was 278,023 tons for the 2002 crop. This figure does not include raisins produced by the handler or purchased from other handlers.



FREE RAISIN TONNAGE: "MEETING INSPECTION" 1/, 2002 CROP YEAR

Variety	Produced by Handler	Finalized Prices		Non-Final Prices		Total Acquisitions	
		Purchased from Producer	Price Per Ton <u>2/</u>	Purchased from Producer	Price Per Ton <u>2/</u>	Purchased from Producers	Total Quantity Handled
		<i>Tons</i>	<i>Dollars</i>	<i>Tons</i>	<i>Dollars</i>	<i>Tons</i>	
Natural Seedless	3,047	168,388	673	66,146	692	234,534	237,581
Dipped Seedless	1,090	10,398	694	0	0	10,398	11,488
Oleate Seedless	4,125	14,260	715	0	0	14,260	18,385
Golden Seedless	6,757	7,051	815	3,882	910	10,933	17,690
Zante Currants	26	2,460	1,024	1,527	984	3,987	4,013
Sultanas	0	85	504	0	0	85	85
Muscats	0	34	628	0	0	34	34
Monukkas	0	586	501	0	0	586	586
Other Seedless	252	3,129	580	74	550	3,203	3,455
TOTAL	15,296	206,394	684	71,629	710	278,023	293,319

1/ Free tonnage as reported to the Raisin Administrative Committee.

2/ Price includes bonuses and allowances.

NOTE: Varietal totals may not equal total due to rounding.

SUMMARY OF PRUNE HANDLERS' REPORTS

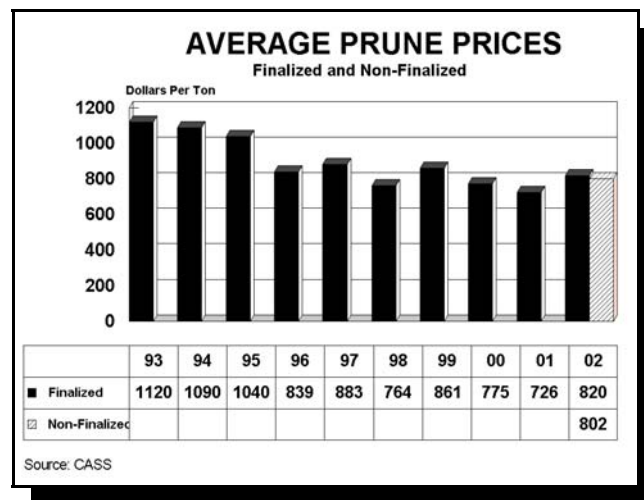
Prunes produced by handlers in 2002 totaled 22,926 tons. This figure does NOT include prunes purchased from other handlers or producers.

The total 2002 prune crop purchased from producers, for whom pricing had been finalized, reached 70,941 tons at an average price of \$820 per ton. This price is rounded to the nearest dollar per ton and includes all bonuses and allowances.

Purchases from producers, for whom pricing was NOT finalized, totaled 82,674 tons. The average "good faith" estimate of final weighted average price for this tonnage was \$802 per ton.

The quantity of all prunes purchased from producers was 153,615 tons for the 2002 crop. This figure does not include prunes produced by the handler or purchased from other handlers. The weighted average size count of tons purchased from producers was 59 for the French varieties.

The tonnage produced by the handler plus tonnage purchased from producers for the 2002 prune crop was 176,528 tons of French and 13 tons of non-French for a total of 176,541 tons of DFA inspected prunes.



PRUNES: DFA INSPECTED TONS ^{1/}, 2002 CROP YEAR

Variety	Produced by Handler	Finalized Prices		Non-Final Prices		Total Acquisitions		
		Purchased from Producer	Price Per Ton ^{2/}	Purchased from Producer	Price Per Ton ^{2/}	Purchased from Producers	Weighted Avg. Size Count ^{3/}	Total Quantity Handled
		<i>Tons</i>	<i>Dollars</i>	<i>Tons</i>	<i>Dollars</i>	<i>Tons</i>	<i>Number</i>	<i>Tons</i>
French	22,926	70,928	820	82,674	802	153,602	59	176,528
Non-French	0	13	948	0	0	13	N/A	13
TOTAL	22,926	70,941	820	82,674	802	153,615	59	176,541

^{1/} Tons as shown on DFA Inspection Certificates as required by the Prune Marketing Committee.

^{2/} Prices include bonuses and allowances.

^{3/} The weighted average size count for Non-French prunes was not available. The total weighted average size count is based on the French variety only.

NOTE: Varietal totals may not equal total due to rounding.