

Walnut/Raisin/Prune Report State Summary - 2003 Crop Year

Released: October 8, 2004
12:00 NOON PDT



CALIFORNIA AGRICULTURAL
STATISTICS SERVICE

Information contained in this report was supplied by handlers of walnuts, raisins and prunes to fulfill reporting requirements of Sections 55601.7 and 55601.8 of the Food and Agricultural Code. The report includes all tonnages of walnuts, raisins and prunes that were either produced by the handler or purchased from producers. Final weighted average price, including bonuses and allowances, has been reported for all contracts which were finalized.

All 2003 crop transactions completed through the close of business on August 31, 2004 are included in this report. A "good faith" estimate of final weighted average price was reported for those contracts which were not final on the same date. The data are shown by major varieties at the State level only.

DEFINITIONS

Producer: A person or operator who is responsible for the walnuts, raisins or prunes in the unprocessed state. A dehydrator operator is considered the producer of raisins or prunes if he grew or purchased fresh grapes or prunes and dehydrated them.

Handler: Firm that processes and markets walnuts, raisins or prunes.

Finalized Purchases: Tonnage purchased from producers, for which a pricing contract has been completed.

Non-Finalized Purchases: Contracted tonnage, for which a final price has not yet been determined.

Free Tonnage: Tonnage received by a handler, for which the only Federal marketing order regulation is a minimum quality or size standard. Reserve tonnage is the tonnage set aside as authorized by a Federal marketing order.

DFA Inspected Tonnage: Prunes which have been inspected by officials of the Dried Fruit Association of California.

Weighted Average Price: Weighted average price reflects prices or "good faith" estimates of prices as reported by handlers and include any bonuses or allowances.

**California Agricultural Statistics Service
publications are available on the Internet at:
<http://www.nass.usda.gov/ca>**

**California Department of Food and Agriculture
Sacramento, California
A. G. Kawamura, Secretary**

Compiled and Published by:

**California Agricultural Statistics Service (CASS)
P.O. Box 1258
Sacramento, CA 95812-1258
(916) 498-5161**

SUMMARY OF WALNUT HANDLERS' REPORTS

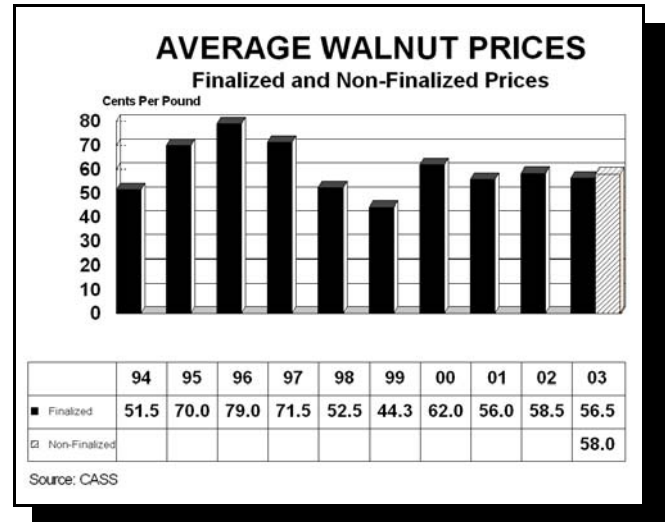
Walnuts produced by handlers in 2003 totaled 21,101 tons. This figure does NOT include walnuts purchased from other handlers or producers.

The total 2003 walnut crop purchased from producers, for whom pricing had been finalized, reached 151,452 tons at an average price of 56.5 cents per pound. This price is rounded to the nearest tenth of a cent per pound and includes all bonuses and allowances.

Purchases from producers, for whom pricing was NOT finalized, totaled 151,281 tons. The average "good faith" estimate of final weighted average price for this tonnage was 58.0 cents per pound.

The quantity of all walnuts purchased from producers was 302,733 tons for the 2003 crop. This figure does not include walnuts produced by the handler or purchased from other handlers.

The tonnage produced by the handler plus tonnage purchased from producers for the 2003 walnut crop was 115,351 tons of Chandler, 63,937 tons of Hartley, 33,235 tons of Serr, and 111,312 tons of other varieties for a total of 323,834 in-shell tons of walnuts.



WALNUTS: IN-SHELL TONS, 2003 CROP

Variety	Produced by Handler	Finalized Prices		Non-Final Prices		Total Acquisitions	
		Purchased from Producer	Price Per Pound ^{1/}	Purchased from Producer	Price Per Pound ^{1/}	Purchased from Producers	Total Quantity Handled
		Tons	Cents	Tons	Cents	Tons	
Chandler	8,668	52,072	62.2	54,611	66.1	106,683	115,351
Hartley	5,906	35,756	54.4	22,275	58.5	58,031	63,937
Serr	776	14,552	59.3	17,907	57.8	32,459	33,235
Other	5,751	49,073	51.2	56,488	50.0	105,561	111,312
TOTAL	21,101	151,452	56.5	151,281	58.0	302,733	323,834

^{1/} Prices include bonuses and allowances.

NOTE: Varietal totals may not equal total due to rounding.

SUMMARY OF RAISIN HANDLERS' REPORTS

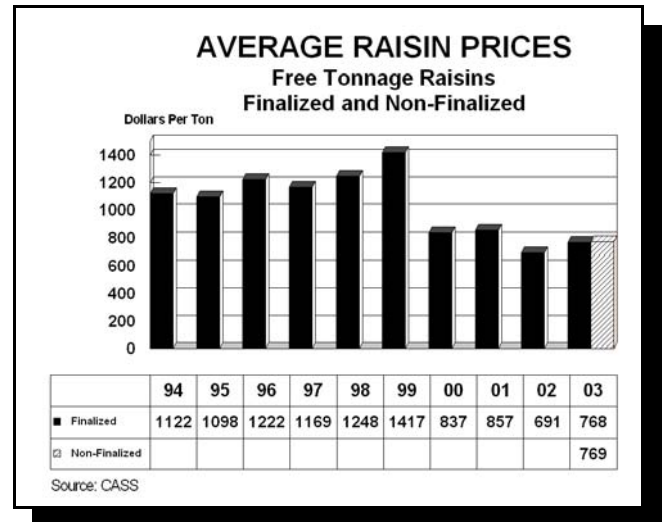
Free raisin tonnage produced by handlers in 2003 totaled 8,394 tons. This figure does NOT include raisins purchased from other handlers or producers.

The tonnage produced by the handler plus tonnage purchased from producers for the 2003 raisin crop was 244,151 tons.

The total 2003 raisin crop purchased from producers, for whom pricing had been finalized, reached 165,527 tons at an average price of \$768 per ton. This price is rounded to the nearest dollar per ton and includes all bonuses and allowances.

Purchases from producers, for whom pricing was NOT finalized, totaled 70,230. The average "good faith" estimate of final weighted average price for this tonnage was \$769 per ton.

The quantity of all raisins purchased from producers was 235,757 tons for the 2003 crop. This figure does not include raisins produced by the handler or purchased from other handlers.



FREE RAISIN TONNAGE: "MEETING INSPECTION" 1/, 2003 CROP YEAR

Variety	Produced by Handler	Finalized Prices		Non-Final Prices		Total Acquisitions	
		Purchased from Producer	Price Per Ton <u>2/</u>	Purchased from Producer	Price Per Ton <u>2/</u>	Purchased from Producers	Total Quantity Handled
		<i>Tons</i>	<i>Dollars</i>	<i>Tons</i>	<i>Dollars</i>	<i>Tons</i>	
Natural Seedless	2,358	142,593	755	66,158	753	208,751	211,109
Dipped Seedless	801	10,534	769	0	0	10,534	11,335
Oleate Seedless	0	0	0	0	0	0	0
Golden Seedless	5,212	6,437	1,017	2,898	1,025	9,335	14,547
Zante Currants	19	1,729	976	1,144	1,017	2,873	2,892
Sultanas	0	83	495	0	0	83	83
Muscats	0	19	500	1	800	20	20
Monukkas	0	327	615	8	680	335	335
Other Seedless	4	3,806	770	20	628	3,826	3,830
TOTAL	8,394	165,527	768	70,230	769	235,757	244,151

1/ Free tonnage as reported to the Raisin Administrative Committee.

2/ Price includes bonuses and allowances.

NOTE: Varietal totals may not equal total due to rounding.

SUMMARY OF PRUNE HANDLERS' REPORTS

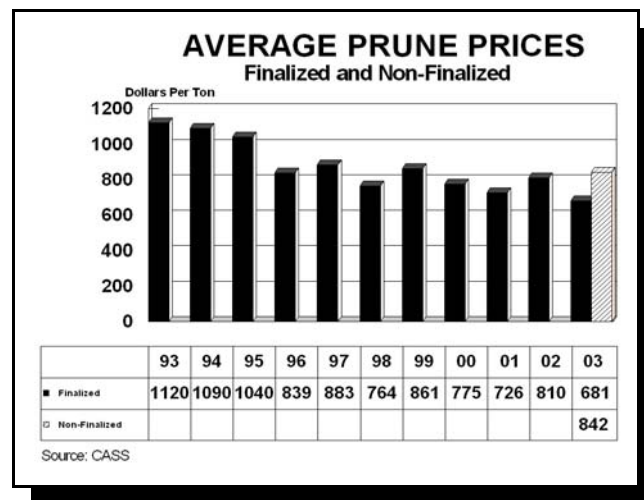
Prunes produced by handlers in 2003 totaled 11,254 tons. This figure does NOT include prunes purchased from other handlers or producers.

The total 2003 prune crop purchased from producers, for whom pricing had been finalized, reached 66,024 tons at an average price of \$681 per ton. This price is rounded to the nearest dollar per ton and includes all bonuses and allowances.

Purchases from producers, for whom pricing was NOT finalized, totaled 85,382 tons. The average "good faith" estimate of final weighted average price for this tonnage was \$842 per ton.

The quantity of all prunes purchased from producers was 151,406 tons for the 2003 crop. This figure does not include prunes produced by the handler or purchased from other handlers. The weighted average size count of tons purchased from producers was 72 for the French varieties.

The tonnage produced by the handler plus tonnage purchased from producers for the 2003 prune crop was 162,646 tons of French and 14 tons of non-French for a total of 162,660 tons of DFA inspected prunes.



PRUNES: DFA INSPECTED TONS ^{1/}, 2003 CROP YEAR

Variety	Produced by Handler	Finalized Prices		Non-Final Prices		Total Acquisitions		
		Purchased from Producer	Price Per Ton ^{2/}	Purchased from Producer	Price Per Ton ^{2/}	Purchased from Producers	Weighted Avg. Size Count ^{3/}	Total Quantity Handled
		<i>Tons</i>	<i>Dollars</i>	<i>Tons</i>	<i>Dollars</i>	<i>Tons</i>	<i>Number</i>	<i>Tons</i>
French	11,254	66,010	681	85,382	842	151,392	72	162,646
Non-French	0	14	458	0	0	14	N/A	14
TOTAL	11,254	66,024	681	85,382	842	151,406	72	162,660

^{1/} Tons as shown on DFA Inspection Certificates as required by the Prune Marketing Committee.

^{2/} Prices include bonuses and allowances.

^{3/} The weighted average size count for Non-French prunes was not available. The total weighted average size count is based on the French variety only.

NOTE: Varietal totals may not equal total due to rounding.