

Walnut/Raisin/Prune Report State Summary - 2005 Crop Year

Released: October 5, 2006
12:00 NOON PDT



USDA, National Agricultural Statistics Service
California Field Office

Information contained in this report was supplied by handlers of walnuts, raisins and prunes to fulfill reporting requirements of Sections 55601.7 and 55601.8 of the Food and Agricultural Code. The report includes all tonnages of walnuts, raisins and prunes that were either produced by the handler or purchased from producers. Final weighted average price, including bonuses and allowances, has been reported for all contracts which were finalized.

All 2005 crop transactions completed through the close of business on August 31, 2006 are included in this report. A "good faith" estimate of final weighted average price was reported for those contracts which were not final on the same date. The data are shown by major varieties at the State level only.

DEFINITIONS

Producer: A person or operator who is responsible for the walnuts, raisins or prunes in the unprocessed state. A dehydrator operator is considered the producer of raisins or prunes if he grew or purchased fresh grapes or prunes and dehydrated them.

Handler: Firm that processes and markets walnuts, raisins or prunes.

Finalized Purchases: Tonnage purchased from producers, for which a pricing contract has been completed.

Non-Finalized Purchases: Contracted tonnage, for which a final price has not yet been determined.

Free Tonnage: Tonnage received by a handler, for which the only Federal marketing order regulation is a minimum quality or size standard. Reserve tonnage is the tonnage set aside as authorized by a Federal marketing order.

DFA Inspected Tonnage: Prunes which have been inspected by officials of the Dried Fruit Association of California.

Weighted Average Price: Weighted average price reflects prices or "good faith" estimates of prices as reported by handlers and include any bonuses or allowances.

**USDA, NASS, California Field Office publications
are available free-of-charge on the Internet at:
www.nass.usda.gov/ca**

**California Department of Food and Agriculture
Sacramento, California
A. G. Kawamura, Secretary**

Compiled and Published by:

**USDA'S National Agricultural Statistics Service,
California Field Office
P.O. Box 1258
Sacramento, CA 95812-1258
(916) 498-5161**

SUMMARY OF WALNUT HANDLERS' REPORTS

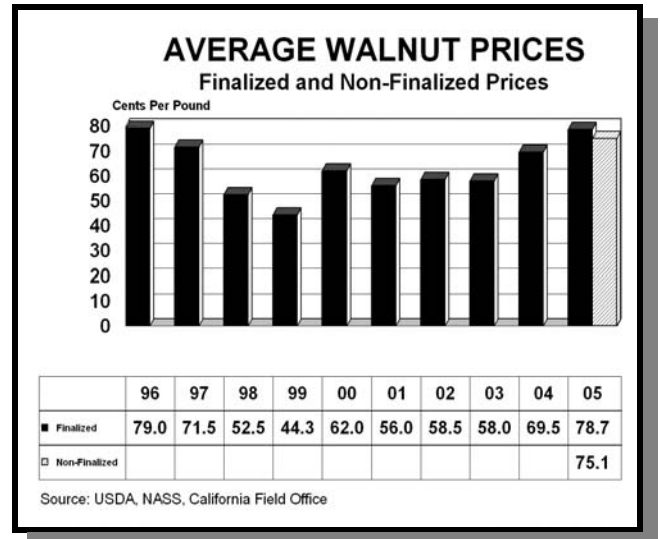
Walnuts produced by handlers in 2005 totaled 17,624 tons. This figure does NOT include walnuts purchased from other handlers or producers.

The total 2005 walnut crop purchased from producers, for whom pricing had been finalized, reached 329,112 tons at an average price of 78.7 cents per pound. This price is rounded to the nearest tenth of a cent per pound and includes all bonuses and allowances.

Purchases from producers, for whom pricing was NOT finalized, totaled 2,038 tons. The average "good faith" estimate of final weighted average price for this tonnage was 75.1 cents per pound.

The quantity of all walnuts purchased from producers was 331,150 tons for the 2005 crop. This figure does not include walnuts produced by the handler or purchased from other handlers.

The tonnage produced by the handler plus tonnage purchased from producers for the 2005 walnut crop was 135,964 tons of Chandler, 67,773 tons of Hartley, 29,145 tons of Serr, and 115,894 tons of other varieties for a total of 348,774 in-shell tons of walnuts.



WALNUTS: IN-SHELL TONS, 2005 CROP

Variety	Produced by Handler	Finalized Prices		Non-Final Prices		Total Acquisitions	
		Purchased from Producer	Price Per Pound <u>1/</u>	Purchased from Producer	Price Per Pound <u>1/</u>	Purchased from Producers	Total Quantity Handled
		<i>Tons</i>	<i>Cents</i>	<i>Tons</i>	<i>Cents</i>	<i>Tons</i>	
Chandler	8,379	126,874	88.9	711	91.6	127,585	135,964
Hartley	3,567	63,789	74.6	417	74.0	64,206	67,773
Serr	359	28,753	78.5	33	68.0	28,786	29,145
Other	5,320	109,697	69.2	877	62.5	110,574	115,894
TOTAL	17,624	329,112	78.7	2,038	75.1	331,150	348,774

1/ Prices include bonuses and allowances.

NOTE: Varietal totals may not equal total due to rounding.

SUMMARY OF RAISIN HANDLERS' REPORTS

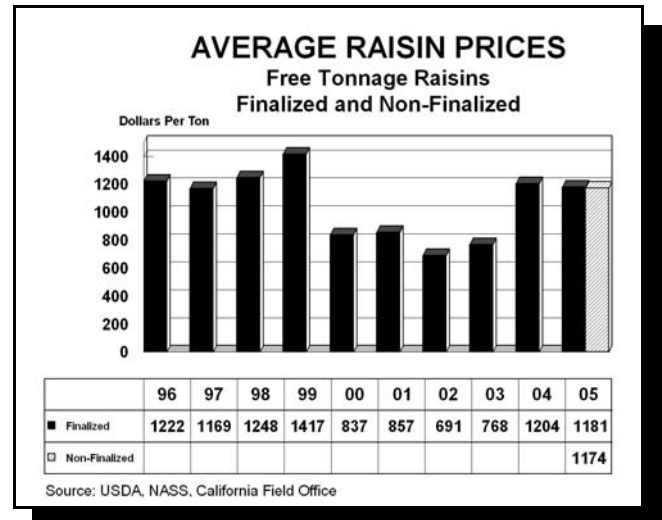
Free raisin tonnage produced by handlers in 2005 totaled 11,855 tons. This figure does NOT include raisins purchased from other handlers or producers.

The tonnage produced by the handler plus tonnage purchased from producers for the 2005 raisin crop was 295,942 tons.

The total 2005 raisin crop purchased from producers, for whom pricing had been finalized, reached 196,248 tons at an average price of \$1,181 per ton. This price is rounded to the nearest dollar per ton and includes all bonuses and allowances.

Purchases from producers, for whom pricing was NOT finalized, totaled 87,839. The average "good faith" estimate of final weighted average price for this tonnage was \$1,174 per ton.

The quantity of all raisins purchased from producers was 284,087 tons for the 2005 crop. This figure does not include raisins produced by the handler or purchased from other handlers.



FREE RAISIN TONNAGE: "MEETING INSPECTION" 1/, 2005 CROP YEAR

Variety	Produced by Handler	Finalized Prices		Non-Final Prices		Total Acquisitions	
		Purchased from Producer	Price Per Ton <u>2/</u>	Purchased from Producer	Price Per Ton <u>2/</u>	Purchased from Producers	Total Quantity Handled
		<i>Tons</i>	<i>Dollars</i>	<i>Tons</i>	<i>Dollars</i>	<i>Tons</i>	
Natural Seedless	5,629	174,801	1,167	83,081	1,158	257,882	263,511
Dipped Seedless	376	5,828	1,286	0	0	5,828	6,204
Oleate Seedless	0	0	0	0	0	0	0
Golden Seedless	5,821	6,119	1,534	2,986	1,410	9,105	14,926
Zante Currants	3	2,140	1,274	1,658	1,546	3,798	3,801
Sultanas	0	74	1,043	0	0	74	74
Muscats	0	2	1,000	0	0	2	2
Monukkas	0	107	1,097	12	1,179	119	119
Other Seedless	26	7,176	1,102	102	1,167	7,278	7,304
TOTAL	11,855	196,248	1,181	87,839	1,174	284,087	295,942

1/ Free tonnage as reported to the Raisin Administrative Committee.

2/ Price includes bonuses and allowances.

NOTE: Varietal totals may not equal total due to rounding.

SUMMARY OF PRUNE HANDLERS' REPORTS

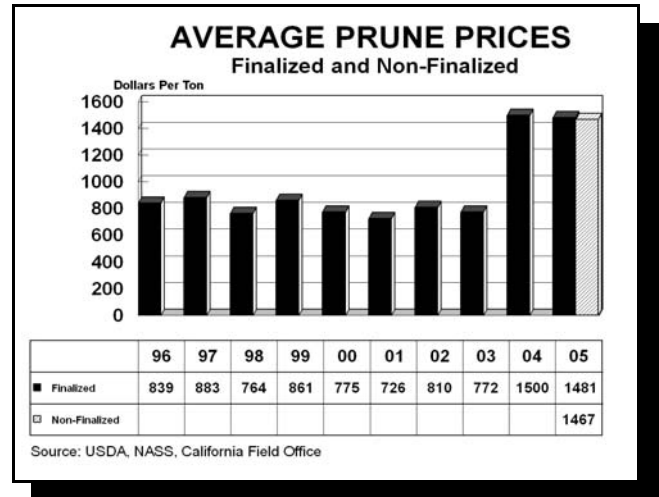
Prunes produced by handlers in 2005 totaled 10,119 tons. This figure does NOT include prunes purchased from other handlers or producers.

The total 2005 prune crop purchased from producers, for whom pricing had been finalized, reached 43,940 tons at an average price of \$1,481 per ton. This price is rounded to the nearest dollar per ton and includes all bonuses and allowances.

Purchases from producers, for whom pricing was NOT finalized, totaled 41,512 tons. The average "good faith" estimate of final weighted average price for this tonnage was \$1,467 per ton.

The quantity of all prunes purchased from producers was 85,452 tons for the 2005 crop. This figure does not include prunes produced by the handler or purchased from other handlers. The weighted average size count of tons purchased from producers was 62 for the French varieties.

The tonnage produced by the handler plus tonnage purchased from producers for the 2005 prune crop was 95,538 tons of French and 33 tons of non-French for a total of 95,571 tons of DFA inspected prunes.



PRUNES: DFA INSPECTED TONS ^{1/}, 2005 CROP YEAR

Variety	Produced by Handler	Finalized Prices		Non-Final Prices		Total Acquisitions		
		Purchased from Producer	Price Per Ton ^{2/}	Purchased from Producer	Price Per Ton ^{2/}	Purchased from Producers	Weighted Avg. Size Count ^{3/}	Total Quantity Handled
		<i>Tons</i>	<i>Dollars</i>	<i>Tons</i>	<i>Dollars</i>	<i>Tons</i>	<i>Number</i>	<i>Tons</i>
French	10,103	43,923	1,481	41,512	1,467	85,435	62	95,538
Non-French	16	17	1,125	0	0	17	N/A	33
TOTAL	10,119	43,940	1,481	41,512	1,467	85,452	62	95,571

^{1/} Tons as shown on DFA Inspection Certificates as required by the Prune Marketing Committee.

^{2/} Prices include bonuses and allowances.

^{3/} The weighted average size count for Non-French prunes was not available. The total weighted average size count is based on the French variety only.

NOTE: Varietal totals may not equal total due to rounding.