



United States Department of Agriculture
National Agricultural Statistics Service



Walnut/Raisin/Prune Report State Summary - 2006 Crop Year

Cooperating with the California Department of Food and Agriculture

California Field Office • P.O. Box 1258 • Sacramento, CA 95812 • (916) 498-5161 • (916) 498-5186 FAX • www.nass.usda.gov/ca

Released: October 4, 2007, 12:00 p.m. PDT

Information contained in this report was supplied by handlers of walnuts, raisins and prunes to fulfill reporting requirements of Sections 55601.7 and 55601.8 of the Food and Agricultural Code. The report includes all tonnages of walnuts, raisins and prunes that were either produced by the handler or purchased from producers. Final weighted average price, including bonuses and allowances, has been reported for all contracts which were finalized.

All 2006 crop transactions completed through the close of business on August 31, 2007 are included in this report. A "good faith" estimate of final weighted average price was reported for those contracts which were not final on the same date. The data are shown by major varieties at the State level only.

DEFINITIONS

Producer: A person or operator who is responsible for the walnuts, raisins or prunes in the unprocessed state. A dehydrator operator is considered the producer of raisins or prunes if he grew or purchased fresh grapes or prunes and dehydrated them.

Handler: Firm that processes and markets walnuts, raisins or prunes.

Finalized Purchases: Tonnage purchased from producers, for which a pricing contract has been completed.

Non-Finalized Purchases: Contracted tonnage, for which a final price has not yet been determined.

Free Tonnage: Tonnage received by a handler, for which the only Federal marketing order regulation is a minimum quality or size standard. Reserve tonnage is the tonnage set aside as authorized by a Federal marketing order.

DFA Inspected Tonnage: Prunes which have been inspected by officials of the Dried Fruit Association of California.

Weighted Average Price: Weighted average price reflects prices or "good faith" estimates of prices as reported by handlers and include any bonuses or allowances.

**USDA-NASS, California Field Office publications
are available free-of-charge on the Internet at:
www.nass.usda.gov/ca**

**California Department of Food and Agriculture
Sacramento, California
A. G. Kawamura, Secretary**

Compiled and Published by:

**USDA'S National Agricultural Statistics Service,
California Field Office
P.O. Box 1258
Sacramento, CA 95812-1258
(916) 498-5161**

SUMMARY OF WALNUT HANDLERS' REPORTS

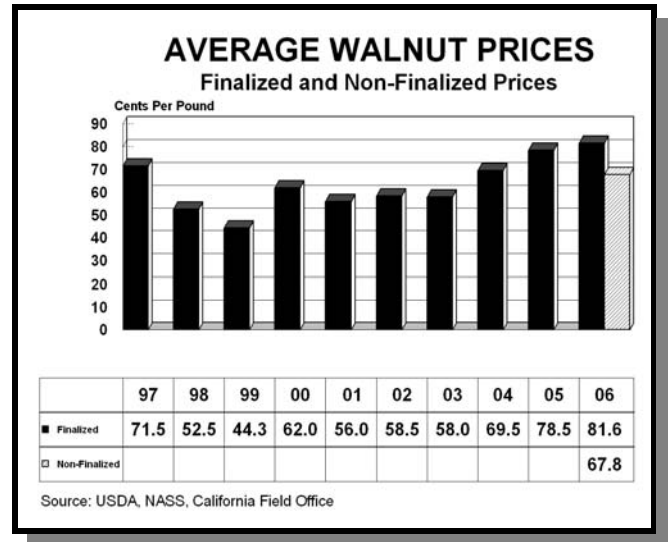
Walnuts produced by handlers in 2006 totaled 23,938 tons. This figure does NOT include walnuts purchased from other handlers or producers.

The tonnage produced by the handler plus tonnage purchased from producers for the 2006 walnut crop was 334,952 in-shell tons.

The total 2006 walnut crop purchased from producers, for whom pricing had been finalized, reached 309,896 tons at an average price of 81.6 cents per pound. This price is rounded to the nearest tenth of a cent per pound and includes all bonuses and allowances.

Purchases from producers, for whom pricing was NOT finalized, totaled 1,118 tons. The average "good faith" estimate of final weighted average price for this tonnage was 67.8 cents per pound.

The quantity of all walnuts purchased from producers was 311,014 tons for the 2006 crop. This figure does not include walnuts produced by the handler or purchased from other handlers.



WALNUTS: IN-SHELL TONS, 2006 CROP

Variety	Produced by Handler	Finalized Prices		Non-Final Prices		Total Acquisitions	
		Purchased from Producer	Price Per Pound ^{1/}	Purchased from Producer	Price Per Pound ^{1/}	Purchased from Producers	Total Quantity Handled
		<i>Tons</i>	<i>Cents</i>	<i>Tons</i>	<i>Cents</i>	<i>Tons</i>	
Chandler	8,840	112,889	88.1	222	81.5	113,111	121,951
Franquette	178	4,955	62.1	10	51.6	4,965	5,143
Hartley	4,842	55,358	76.9	144	69.2	55,502	60,344
Howard	3,151	17,240	86.1	33	65.0	17,273	20,424
Payne	363	7,905	71.6	49	80.5	7,954	8,317
Serr	249	27,108	87.3	115	83.7	27,223	27,472
Tulare	404	26,137	87.0	0	0.0	26,137	26,541
Vina	2,434	24,747	71.5	63	78.2	24,810	27,244
Other	3,477	33,556	68.6	482	55.1	34,038	37,515
TOTAL	23,938	309,896	81.6	1,118	67.8	311,014	334,952

^{1/} Prices include bonuses and allowances.

NOTE: Varietal totals may not equal total due to rounding.

SUMMARY OF RAISIN HANDLERS' REPORTS

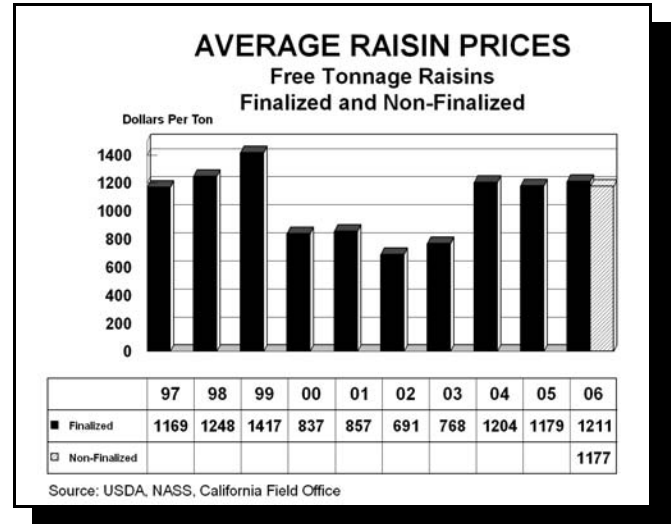
Free raisin tonnage produced by handlers in 2006 totaled 7,428 tons. This figure does NOT include raisins purchased from other handlers or producers.

The tonnage produced by the handler plus tonnage purchased from producers for the 2006 raisin crop was 269,112 tons.

The total 2006 raisin crop purchased from producers, for whom pricing had been finalized, reached 184,645 tons at an average price of \$1,211 per ton. This price is rounded to the nearest dollar per ton and includes all bonuses and allowances.

Purchases from producers, for whom pricing was NOT finalized, totaled 77,039. The average "good faith" estimate of final weighted average price for this tonnage was \$1,177 per ton.

The quantity of all raisins purchased from producers was 261,684 tons for the 2006 crop. This figure does not include raisins produced by the handler or purchased from other handlers.



FREE RAISIN TONNAGE: "MEETING INSPECTION" 1/, 2006 CROP YEAR

Variety	Produced by Handler	Finalized Prices		Non-Final Prices		Total Acquisitions	
		Purchased from Producer	Price Per Ton <u>2/</u>	Purchased from Producer	Price Per Ton <u>2/</u>	Purchased from Producers	Total Quantity Handled
		<i>Tons</i>	<i>Dollars</i>	<i>Tons</i>	<i>Dollars</i>	<i>Tons</i>	
Natural Seedless	3,023	170,594	1,212	72,863	1,168	243,457	246,480
Dipped Seedless	0	2,111	1,177	0	0	2,111	2,111
Oleate Seedless	0	0	0	0	0	0	0
Golden Seedless	3,870	5,083	1,391	2,705	1,414	7,788	11,658
Zante Currants	2	1,594	1,008	1,463	1,223	3,057	3,059
Sultanas	0	85	892	0	0	85	85
Muscats	1	6	1,000	0	0	6	7
Monukkas	1	354	1,016	0	0	354	355
Other Seedless	531	4,819	1,068	8	1,132	4,827	5,358
TOTAL	7,428	184,645	1,211	77,039	1,177	261,684	269,112

1/ Free tonnage as reported to the Raisin Administrative Committee.

2/ Price includes bonuses and allowances.

NOTE: Varietal totals may not equal total due to rounding.

SUMMARY OF PRUNE HANDLERS' REPORTS

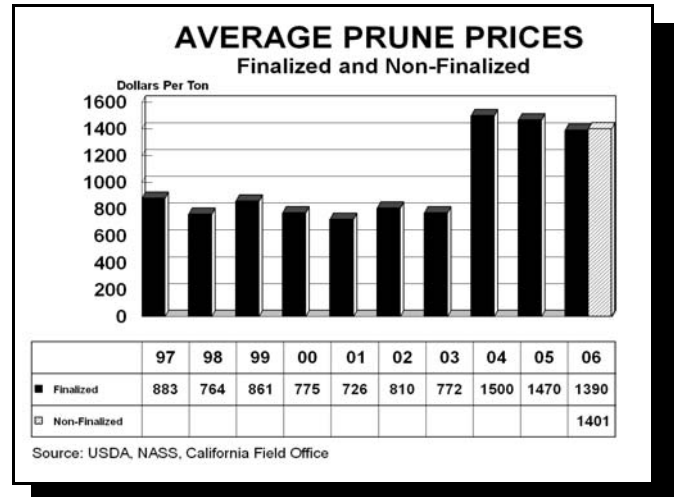
Prunes produced by handlers in 2006 totaled 17,041 tons. This figure does NOT include prunes purchased from other handlers or producers.

The total 2006 prune crop purchased from producers, for whom pricing had been finalized, reached 97,504 tons at an average price of \$1,390 per ton. This price is rounded to the nearest dollar per ton and includes all bonuses and allowances.

Purchases from producers, for whom pricing was NOT finalized, totaled 70,446 tons. The average "good faith" estimate of final weighted average price for this tonnage was \$1,401 per ton.

The quantity of all prunes purchased from producers was 167,950 tons for the 2006 crop. This figure does not include prunes produced by the handler or purchased from other handlers. The weighted average size count of tons purchased from producers was 62 for the French varieties and 35 for the Non-French varieties.

The tonnage produced by the handler plus tonnage purchased from producers for the 2006 prune crop was 184,965 tons of French and 26 tons of non-French for a total of 184,991 tons of DFA inspected prunes.



PRUNES: DFA INSPECTED TONS ^{1/}, 2006 CROP YEAR

Variety	Produced by Handler	Finalized Prices		Non-Final Prices		Total Acquisitions		
		Purchased from Producer	Price Per Ton ^{2/}	Purchased from Producer	Price Per Ton ^{2/}	Purchased from Producers	Weighted Avg. Size Count	Total Quantity Handled
		<i>Tons</i>	<i>Dollars</i>	<i>Tons</i>	<i>Dollars</i>	<i>Tons</i>	<i>Number</i>	<i>Tons</i>
French	17,041	97,478	1,390	70,446	1,401	167,924	62	184,965
Non-French	0	26	1,628	0	0	26	35	26
TOTAL	17,041	97,504	1,390	70,446	1,401	167,950	62	184,991

^{1/} Tons as shown on DFA Inspection Certificates as required by the Prune Marketing Committee.

^{2/} Prices include bonuses and allowances.

NOTE: Varietal totals may not equal total due to rounding.