



Walnut/Raisin/Prune Report State Summary – 2015 Crop Year



California Department of Food and Agriculture

Cooperating with the USDA, National Agricultural Statistics Service

Pacific Regional Office · P.O. Box 1258 · Sacramento, CA 95812 · (916) 498-5161 · (855) 270-2722 Fax · www.nass.usda.gov/ca

Released: November 1, 2016

Information contained in this report was supplied by handlers of walnuts, raisins, and prunes to fulfill reporting requirements of Sections 55601.7 and 55601.8 of the Food and Agricultural Code. The report includes all tonnages of walnuts, raisins, and prunes that were either produced by the handler or purchased from producers. Final weighted average price, including bonuses and allowances, has been reported for all contracts which were finalized.

All 2015 crop transactions completed through the close of business on August 31, 2016 are included in this report. A "good faith" estimate of final weighted average price was reported for those contracts which were not final on the same date. The data are shown by major varieties at the State level only.

DEFINITIONS

Producer: A person or operator who is responsible for the walnuts, raisins, or prunes in the unprocessed state. A dehydrator operator is considered the

producer of raisins or prunes if they grew or purchased fresh grapes or prunes and dehydrated them.

Handler: Firm that processes and markets walnuts, raisins, or prunes.

Finalized Purchases: Tonnage purchased from producers, for which a pricing contract has been completed.

Non-Finalized Purchases: Contracted tonnage, for which a final price has not yet been determined.

Free Tonnage: Tonnage received by a handler, for which the only Federal marketing order regulation is a minimum quality or size standard. Reserve tonnage is the tonnage set aside as authorized by a Federal marketing order.

Weighted Average Price: Weighted average price reflects prices or "good faith" estimates of prices as reported by handlers and include any bonuses or allowances.

California agricultural statistics publications are available free-of-charge on the Internet at:

www.nass.usda.gov/ca

SUMMARY OF WALNUT HANDLERS' REPORTS

Walnuts produced by handlers in 2015 totaled 14,309 tons. This figure does NOT include walnuts purchased from other handlers or producers.

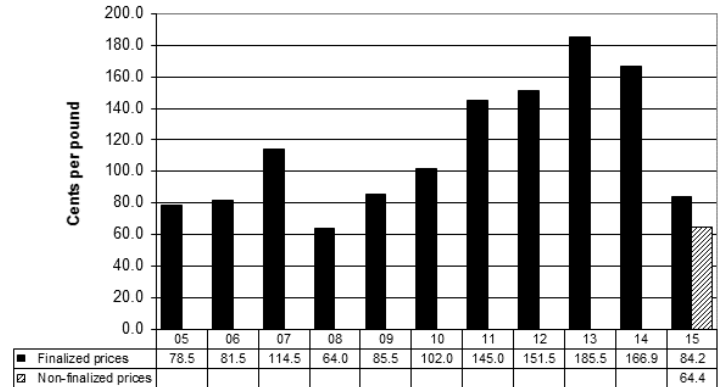
The tonnage produced by the handler plus tonnage purchased from producers for the 2015 walnut crop was 605,079 in-shell tons.

The total 2015 walnut crop purchased from producers, for whom pricing had been finalized, reached 569,924 tons at an average price of 84.2 cents per pound. This price is rounded to the nearest tenth of a cent per pound and includes all bonuses and allowances.

Purchases from producers, for whom pricing was NOT finalized, totaled 20,846 tons. The average "good faith" estimate of final weighted average price for this tonnage was 64.4 cents per pound.

The quantity of all walnuts purchased from producers was 590,770 tons for the 2015 crop. This figure does not include walnuts produced by the handler or purchased from other handlers.

Average Walnut Prices
Finalized and non-finalized prices



Source: USDA, NASS, Pacific Regional Office-California

WALNUTS: IN-SHELL TONS, 2015 CROP

Variety	Produced by handler	Finalized prices		Non-final prices		Total acquisitions	
		Purchased from producer	Price per pound ^{1/}	Purchased from producer	Price per pound ^{1/}	Purchased from producer	Total quantity handled
	<i>Tons</i>	<i>Tons</i>	<i>Cents</i>	<i>Tons</i>	<i>Cents</i>	<i>Tons</i>	<i>Tons</i>
Chandler	7,515	274,422	88.8	9,878	67.9	284,300	291,815
Franquette	74	3,720	67.4	0	0.0	3,720	3,794
Hartley	1,407	42,655	90.0	729	61.4	43,384	44,791
Howard	2,180	75,941	82.5	5,923	63.0	81,864	84,044
Payne	148	5,639	67.5	0	0.0	5,639	5,787
Serr	92	30,580	76.4	124	38.8	30,704	30,796
Tulare	1,003	81,117	84.0	3,001	62.9	84,118	85,121
Vina	732	27,451	68.4	383	55.5	27,834	28,566
Other	1,158	28,399	66.5	808	48.3	29,207	30,365
TOTAL	14,309	569,924	84.2	20,846	64.4	590,770	605,079

^{1/} Prices include bonuses and allowances.

NOTE: Varietal totals may not equal due to rounding.

SUMMARY OF RAISIN HANDLERS' REPORTS

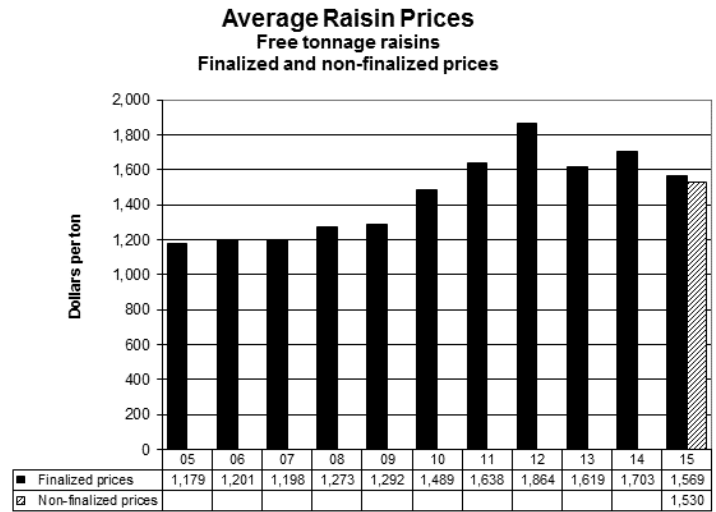
Free raisin tonnage produced by handlers in 2015 totaled 33,899 tons. This figure does NOT include raisins purchased from other handlers or producers.

The tonnage produced by the handler plus tonnage purchased from producers for the 2015 raisin crop was 388,410 tons.

The total 2015 raisin crop purchased from producers, for whom pricing had been finalized, reached 250,788 tons at an average price of \$1,569 per ton. This price is rounded to the nearest dollar per ton and includes all bonuses and allowances.

Purchases from producers, for whom pricing was NOT finalized, totaled 103,723. The average "good faith" estimate of final weighted average price for this tonnage was \$1,530 per ton.

The quantity of all raisins purchased from producers was 354,511 tons for the 2015 crop. This figure does not include raisins produced by the handler or purchased from other handlers.



Source: USDA, NASS, Pacific Regional Office-California

FREE RAISIN TONNAGE: "MEETING INSPECTION" ^{1/}, 2015 CROP YEAR

Variety	Produced by handler	Finalized prices		Non-final prices		Total acquisitions	
		Purchased from producer	Price per ton ^{2/}	Purchased from producer	Price per ton ^{2/}	Purchased from producer	Total quantity handled
	<i>Tons</i>	<i>Tons</i>	<i>Dollars</i>	<i>Tons</i>	<i>Dollars</i>	<i>Tons</i>	<i>Tons</i>
Natural Seedless	21,304	231,435	1,561	100,328	1,512	331,763	353,067
Dipped Seedless	2,111	48	1,408	0	0	48	2,159
Golden Seedless	7,144	7,505	2,006	2,621	2,092	10,125	17,269
Zante Currants	174	2,428	1,592	537	2,068	2,965	3,139
Sultanas	0	33	1,406	0	0	33	33
Muscats	0	0	0	0	0	0	0
Monukkas	0	69	1,339	0	0	69	69
Other Seedless	3,166	9,270	1,393	238	1,680	9,507	12,673
TOTAL	33,899	250,788	1,569	103,723	1,530	354,511	388,410

^{1/} Free tonnage as reported to the Raisin Administrative Committee.

^{2/} Price includes bonuses and allowances.

NOTE: Varietal totals may not equal due to rounding.

SUMMARY OF PRUNE HANDLERS' REPORTS

Prunes produced by handlers in 2015 totaled 9,638 tons. This figure does NOT include prunes purchased from other handlers or producers.

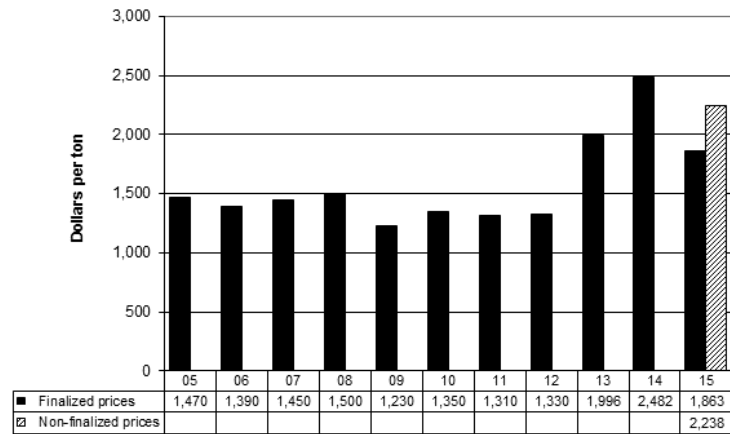
The tonnage produced by the handler plus tonnage purchased from producers for the 2015 prune crop was 105,907 tons of French prunes.

The total 2015 prune crop purchased from producers, for whom pricing had been finalized, reached 49,377 tons at an average price of \$1,863 per ton. This price is rounded to the nearest dollar per ton and includes all bonuses and allowances.

Purchases from producers, for whom pricing was NOT finalized, totaled 46,892 tons. The average "good faith" estimate of final weighted average price for this tonnage was \$2,238 per ton.

The quantity of all prunes purchased from producers was 96,269 tons for the 2015 crop. This figure does not include prunes produced by the handler or purchased from other handlers. The weighted average size count of tons purchased from producers was 60 for the French varieties.

Average Prune Prices
Finalized and non-finalized prices



Source: USDA, NASS, Pacific Regional Office-California

PRUNES: TONS, 2015 CROP YEAR

Variety	Produced by handler	Finalized prices		Non-final prices		Total acquisitions		
		Purchased from producer	Price per ton ^{1/}	Purchased from producer	Price per ton ^{1/}	Purchased from producer	Weighted avg. size count	Total quantity handled
	<i>Tons</i>	<i>Tons</i>	<i>Dollars</i>	<i>Tons</i>	<i>Dollars</i>	<i>Tons</i>	<i>Number</i>	<i>Tons</i>
French	9,008	49,183	1,861	46,892	2,238	96,075	60	105,084
Non-French	630	193	2,368	0	0	193	51	823
TOTAL	9,638	49,377	1,863	46,892	2,238	96,269	60	105,907

^{1/} Prices include bonuses and allowances.

NOTE: Varietal totals may not equal due to rounding.