



# Walnut/Raisin/Prune Report State Summary – 2017 Crop Year



## California Department of Food and Agriculture

### Cooperating with the USDA, National Agricultural Statistics Service

Pacific Regional Office · P.O. Box 1258 · Sacramento, CA 95812 · (916) 738-6600 · (855) 270-2722 Fax · [www.nass.usda.gov/ca](http://www.nass.usda.gov/ca)

Released: October 18, 2018

Information contained in this report was supplied by handlers of walnuts, raisins, and prunes to fulfill reporting requirements of Sections 55601.7 and 55601.8 of the Food and Agricultural Code. The report includes all tonnages of walnuts, raisins, and prunes that were either produced by the handler or purchased from producers. The final weighted average price, including bonuses and allowances, has been reported for all contracts which were finalized.

All 2017 crop transactions completed through the close of business on August 31, 2018 are included in this report. A "good faith" estimate of final weighted average price was reported for those contracts which were not final on the same date. The data are shown by major varieties at the State level only.

### DEFINITIONS

**Producer:** A person or operator who is responsible for the walnuts, raisins, or prunes in the unprocessed state. A dehydrator operator is considered the

producer of raisins or prunes if they grew or purchased fresh grapes or prunes and dehydrated them.

**Handler:** Firm that processes and markets walnuts, raisins, or prunes.

**Finalized Purchases:** Tonnage purchased from producers, for which a pricing contract has been completed.

**Non-Finalized Purchases:** Contracted tonnage, for which a final price has not yet been determined.

**Free Tonnage:** Tonnage received by a handler, for which the only Federal marketing order regulation is a minimum quality or size standard. Reserve tonnage is the tonnage set aside as authorized by a Federal marketing order.

**Weighted Average Price:** Weighted average price reflects prices or "good faith" estimates of prices as reported by handlers and include any bonuses or allowances.

California agricultural statistics publications are available free-of-charge on the Internet at:

[www.nass.usda.gov/ca](http://www.nass.usda.gov/ca)

## SUMMARY OF WALNUT HANDLERS' REPORTS

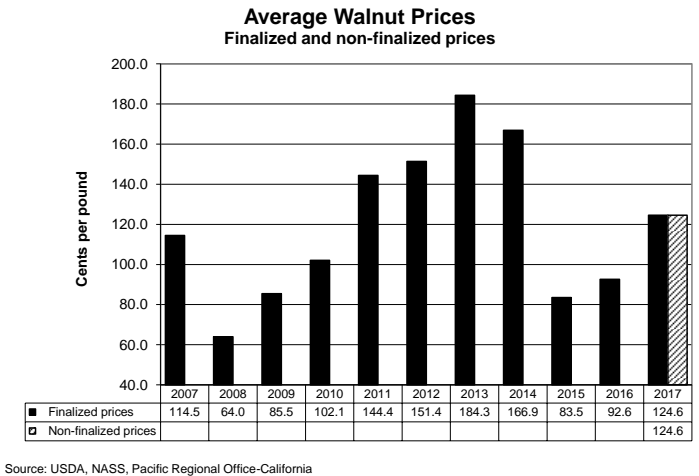
Walnuts produced by handlers in 2017 totaled 18,622 tons. This figure does NOT include walnuts purchased from other handlers or producers.

The tonnage produced by the handler plus tonnage purchased from producers for the 2017 walnut crop was 625,426 in-shell tons.

The total 2017 walnut crop purchased from producers, for whom pricing had been finalized, reached 599,497 tons at an average price of 124.6 cents per pound. This price is rounded to the nearest tenth of a cent per pound and includes all bonuses and allowances.

Purchases from producers, for whom pricing was NOT finalized, totaled 7,307 tons. The average "good faith" estimate of the final weighted average price for this tonnage was 124.6 cents per pound.

The quantity of all walnuts purchased from producers was 606,804 tons for the 2017 crop. This figure does not include walnuts produced by the handler or purchased from other handlers.



### WALNUTS: IN-SHELL TONS, 2017 CROP

Variety	Produced by handler	Finalized prices		Non-final prices		Total acquisitions	
		Purchased from producer	Price per pound <sup>1/</sup>	Purchased from producer	Price per pound <sup>1/</sup>	Purchased from producer	Total quantity handled
	<i>tons</i>	<i>tons</i>	<i>cents</i>	<i>tons</i>	<i>cents</i>	<i>cents</i>	<i>tons</i>
Chandler	13,006	338,590	131.1	5,254	126.4	343,844	356,850
Franquette	45	3,289	91.6	206	93.5	3,495	3,540
Hartley	917	34,483	127.6	110	118.6	34,593	35,510
Howard	2,970	95,511	119.4	1,528	129.9	97,039	100,009
Payne	46	2,770	93.1	0	0.0	2,770	2,816
Serr	89	15,437	107.1	4	106.6	15,441	15,530
Tulare	596	70,522	122.7	174	74.6	70,696	71,292
Vina	657	17,287	94.8	0	0.0	17,287	17,944
Other	296	21,608	91.6	31	79.7	21,639	21,935
<b>TOTAL</b>	<b>18,622</b>	<b>599,497</b>	<b>124.6</b>	<b>7,307</b>	<b>124.6</b>	<b>606,804</b>	<b>625,426</b>

<sup>1/</sup> Prices include bonuses and allowances.

NOTE: Varietal totals may not equal due to rounding.

## SUMMARY OF RAISIN HANDLERS' REPORTS

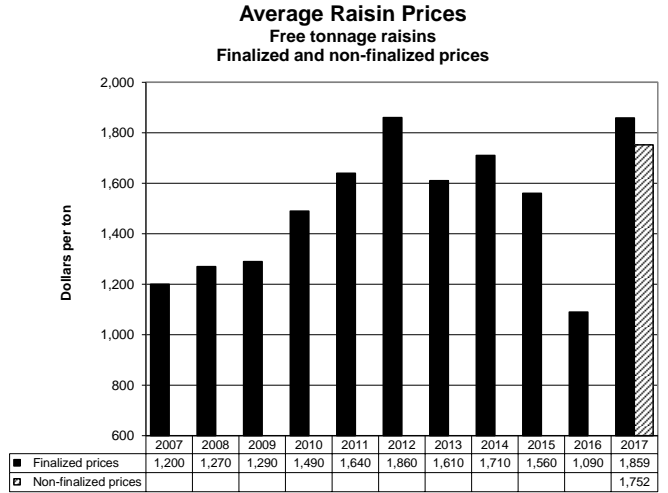
Free raisin tonnage produced by handlers in 2017 totaled 8,651 tons. This figure does NOT include raisins purchased from other handlers or producers.

The tonnage produced by the handler plus tonnage purchased from producers for the 2017 raisin crop was 271,119 tons.

The total 2017 raisin crop purchased from producers, for whom pricing had been finalized, reached 184,369 tons at an average price of \$1,859 per ton. This price is rounded to the nearest dollar per ton and includes all bonuses and allowances.

Purchases from producers, for whom pricing was NOT finalized, totaled 78,099. The average "good faith" estimate of the final weighted average price for this tonnage was \$1,752 per ton.

The quantity of all raisins purchased from producers was 262,468 tons for the 2017 crop. This figure does not include raisins produced by the handler or purchased from other handlers.



Source: USDA, NASS, Pacific Regional Office-California

### FREE RAISIN TONNAGE: "MEETING INSPECTION" <sup>1/</sup>, 2017 CROP YEAR

Variety	Produced by handler	Finalized prices		Non-final prices		Total acquisitions	
		Purchased from producer	Price per ton <sup>2/</sup>	Purchased from producer	Price per ton <sup>2/</sup>	Purchased from producer	Total quantity handled
	<i>tons</i>	<i>tons</i>	<i>dollars</i>	<i>tons</i>	<i>dollars</i>	<i>tons</i>	<i>tons</i>
Natural Seedless	1,310	165,612	1,855	75,496	1,747	241,108	242,418
Dipped Seedless	256	845	1,776	0	0	845	1,101
Golden Seedless	5,819	7,230	2,236	2,071	1,900	9,301	15,121
Zante Currants	0	1,696	1,928	440	1,900	2,136	2,136
Sultanas	0	42	1,800	0	0	42	42
Muscats	0	0	0	0	0	0	0
Monukkas	0	51	1,596	0	0	51	51
Other Seedless	1,266	8,893	1,626	92	1,500	8,985	10,250
<b>TOTAL</b>	<b>8,651</b>	<b>184,369</b>	<b>1,859</b>	<b>78,099</b>	<b>1,752</b>	<b>262,468</b>	<b>271,119</b>

<sup>1/</sup> Free tonnage as reported to the Raisin Administrative Committee.

<sup>2/</sup> Price includes bonuses and allowances.

NOTE: Varietal totals may not equal due to rounding.

## SUMMARY OF PRUNE HANDLERS' REPORTS

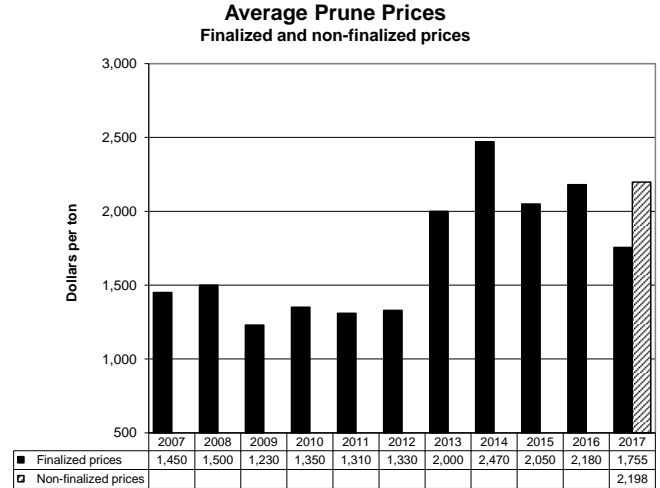
Prunes produced by handlers in 2017 totaled 12,603 tons. This figure does NOT include prunes purchased from other handlers or producers.

The total 2017 prune crop purchased from producers, for whom pricing had been finalized, reached 44,203 tons at an average price of \$1,755 per ton. This price is rounded to the nearest dollar per ton and includes all bonuses and allowances.

Purchases from producers, for whom pricing was NOT finalized, totaled 47,384 tons. The average "good faith" estimate of the final weighted average price for this tonnage was \$2,198 per ton.

The quantity of all prunes purchased from producers was 91,587 tons for the 2017 crop. This figure does not include prunes produced by the handler or purchased from other handlers. The weighted average size count of tons purchased from producers was 66 for the French varieties and 37 for the Non-French varieties.

The tonnage produced by the handler plus tonnage purchased from producers for the 2017 prune crop was 103,235 tons of French prunes and 955 tons of Non-French prunes for a total of 104,190 tons.



Source: USDA, NASS, Pacific Regional Office-California

### PRUNES: TONS, 2017 CROP YEAR

Variety	Produced by handler	Finalized prices		Non-final prices		Total acquisitions		
		Purchased from producer	Price per ton <sup>1/</sup>	Purchased from producer	Price per ton <sup>1/</sup>	Purchased from producer	Weighted avg. size count	Total quantity handled
	<i>tons</i>	<i>tons</i>	<i>dollars</i>	<i>tons</i>	<i>dollars</i>	<i>tons</i>	<i>number</i>	<i>tons</i>
French	11,824	44,027	1,747	47,384	2,198	91,411	66	103,235
Non-French	779	176	3,733	0	0	176	37	955
<b>TOTAL</b>	<b>12,603</b>	<b>44,203</b>	<b>1,755</b>	<b>47,384</b>	<b>2,198</b>	<b>91,587</b>	<b>66</b>	<b>104,190</b>

<sup>1/</sup> Prices include bonuses and allowances.

NOTE: Varietal totals may not equal due to rounding.