



# Walnut/Raisin/Prune Report State Summary – 2020 Crop Year



## California Department of Food and Agriculture

### Cooperating with the USDA, National Agricultural Statistics Service

Pacific Regional Office · P.O. Box 1258 · Sacramento, CA 95812 · (916) 738-6600 · Fax (855) 270-2722 · [www.nass.usda.gov/ca](http://www.nass.usda.gov/ca)

Released: October 21, 2021

Information contained in this report was supplied by handlers of walnuts, raisins, and prunes to fulfill reporting requirements of Sections 55601.7 and 55601.8 of the Food and Agricultural Code. The report includes all tonnages of walnuts, raisins, and prunes that were either produced by the handler or purchased from producers. The final weighted average price, including bonuses and allowances, has been reported for all contracts which were finalized.

All 2020 crop transactions completed through the close of business on August 31, 2021 are included in this report. A "good faith" estimate of final weighted average price was reported for those contracts which were not final on the same date. The data are shown by major varieties at the State level only.

### DEFINITIONS

**Producer:** A person or operator who is responsible for the walnuts, raisins, or prunes in the unprocessed state. A dehydrator operator is considered the

producer of raisins or prunes if they grew or purchased fresh grapes or prunes and dehydrated them.

**Handler:** Firm that processes and markets walnuts, raisins, or prunes.

**Finalized Purchases:** Tonnage purchased from producers, for which a pricing contract has been completed.

**Non-Finalized Purchases:** Contracted tonnage, for which a final price has not yet been determined.

**Free Tonnage:** Tonnage received by a handler, for which the only Federal marketing order regulation is a minimum quality or size standard. Reserve tonnage is the tonnage set aside as authorized by a Federal marketing order.

**Weighted Average Price:** Weighted average price reflects prices or "good faith" estimates of prices as reported by handlers and include any bonuses or allowances.

California agricultural statistics publications are available free-of-charge on the Internet at:

[www.nass.usda.gov/ca](http://www.nass.usda.gov/ca)

## SUMMARY OF WALNUT HANDLERS' REPORTS

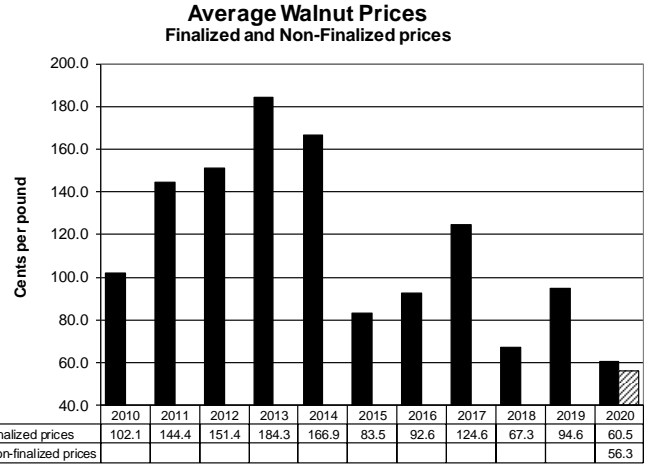
Walnuts produced by handlers in 2020 totaled 12,572 tons. This figure does NOT include walnuts purchased from other handlers or producers.

The tonnage produced by the handler plus tonnage purchased from producers for the 2020 walnut crop was 786,861 in-shell tons.

The total 2020 walnut crop purchased from producers, for whom pricing had been finalized, reached 728,746 tons at an average price of 60.5 cents per pound. This price is rounded to the nearest tenth of a cent per pound and includes all bonuses and allowances.

Purchases from producers, for whom pricing was NOT finalized, totaled 45,543 tons. The average "good faith" estimate of the final weighted average price for this tonnage was 56.3 cents per pound.

The quantity of all walnuts purchased from producers was 774,289 tons for the 2020 crop. This figure does not include walnuts produced by the handler or purchased from other handlers.



Source: USDA, NASS, Pacific Regional Office-California

### WALNUTS: IN-SHELL TONS, 2020 CROP

Variety	Produced by handler	Finalized prices		Non-final prices		Total acquisitions	
		Purchased from producer	Price per pound <sup>1</sup>	Purchased from producer	Price per pound <sup>1</sup>	Purchased from producer	Total quantity handled
	<i>tons</i>	<i>tons</i>	<i>cents</i>	<i>tons</i>	<i>cents</i>	<i>tons</i>	<i>tons</i>
Chandler	8,913	413,502	64.1	27,155	57.7	440,657	449,570
Hartley	443	32,727	55.6	1,417	54.4	34,144	34,587
Howard	1,870	87,607	57.1	11,097	54.3	98,704	100,574
Ivanhoe	236	15,429	55.0	0	0.0	15,429	15,665
Serr	9	15,362	50.2	140	43.3	15,502	15,511
Tulare	867	123,856	58.7	4,278	56.2	128,134	129,001
Vina	21	17,462	45.8	287	43.4	17,749	17,770
Other <sup>2</sup>	213	22,801	46.8	1,169	51.6	23,970	24,183
<b>TOTAL</b>	<b>12,572</b>	<b>728,746</b>	<b>60.5</b>	<b>45,543</b>	<b>56.3</b>	<b>774,289</b>	<b>786,861</b>

<sup>1</sup> Prices include bonuses and allowances.

<sup>2</sup> Beginning in the 2020 crop year, Franquette and Payne are included in "Other".

NOTE: Varietal totals may not equal due to rounding.

## SUMMARY OF RAISIN HANDLERS' REPORTS

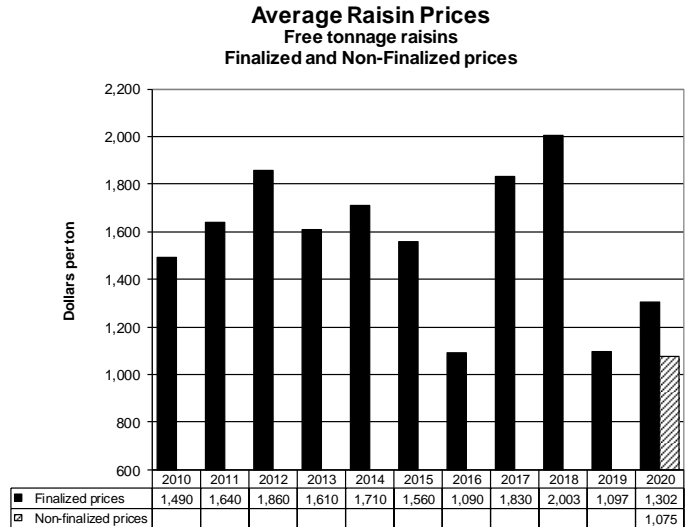
Free raisin tonnage produced by handlers in 2020 totaled 26,094 tons. This figure does NOT include raisins purchased from other handlers or producers.

The tonnage produced by the handler plus tonnage purchased from producers for the 2020 raisin crop was 242,427 tons.

The total 2020 raisin crop purchased from producers, for whom pricing had been finalized, reached 110,853 tons at an average price of \$1,302 per ton. This price is rounded to the nearest dollar per ton and includes all bonuses and allowances.

Purchases from producers, for whom pricing was NOT finalized, totaled 105,480 tons. The average "good faith" estimate of the final weighted average price for this tonnage was \$1,075 per ton.

The quantity of all raisins purchased from producers was 216,334 tons for the 2020 crop. This figure does not include raisins produced by the handler or purchased from other handlers.



Source: USDA, NASS, Pacific Regional Office-California

### FREE RAISIN TONNAGE: "MEETING INSPECTION" <sup>1</sup>, 2020 CROP YEAR

Variety	Produced by handler	Finalized prices		Non-final prices		Total acquisitions	
		Purchased from producer	Price per ton <sup>2</sup>	Purchased from producer	Price per ton <sup>2</sup>	Purchased from producer	Total quantity handled
	<i>tons</i>	<i>tons</i>	<i>dollars</i>	<i>tons</i>	<i>dollars</i>	<i>tons</i>	<i>tons</i>
Natural Seedless	10,373	95,410	1,237	104,121	1,074	199,531	209,905
Dipped Seedless	342	800	1,587	0	0	800	1,142
Golden Seedless	9,709	8,115	1,939	0	0	8,115	17,824
Zante Currants	28	1,629	2,028	0	0	1,629	1,657
Sultanas	0	14	1,297	0	0	14	14
Muscats	0	0	0	0	0	0	0
Monukkas	0	450	1,018	0	0	450	450
Other Seedless	5,642	4,434	1,256	1,359	1,155	5,793	11,435
<b>TOTAL</b>	<b>26,094</b>	<b>110,853</b>	<b>1,302</b>	<b>105,480</b>	<b>1,075</b>	<b>216,334</b>	<b>242,427</b>

<sup>1</sup> Free tonnage as reported to the Raisin Administrative Committee.

<sup>2</sup> Price includes bonuses and allowances.

NOTE: Varietal totals may not equal due to rounding.

## SUMMARY OF PRUNE HANDLERS' REPORTS

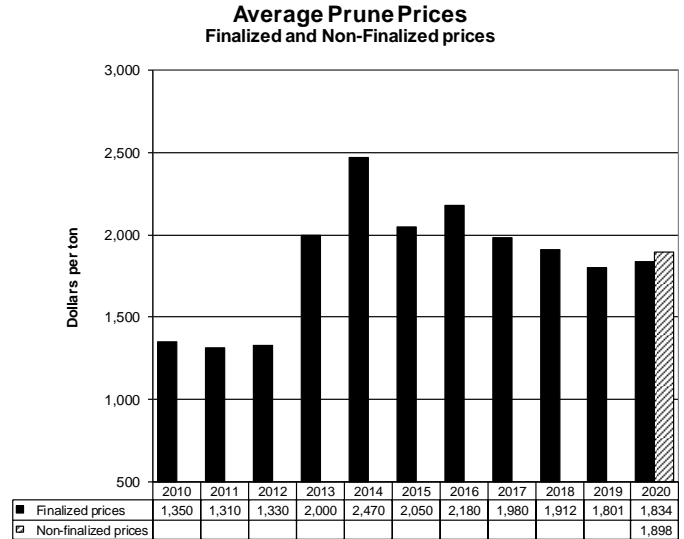
Prunes produced by handlers in 2020 totaled 9,170 tons. This figure does NOT include prunes purchased from other handlers or producers.

The total 2020 prune crop purchased from producers, for whom pricing had been finalized, reached 22,351 tons at an average price of \$1,834 per ton. This price is rounded to the nearest dollar per ton and includes all bonuses and allowances.

Purchases from producers, for whom pricing was NOT finalized, totaled 27,182 tons. The average "good faith" estimate of the final weighted average price for this tonnage was \$1,898 per ton.

The quantity of all prunes purchased from producers was 49,533 tons for the 2020 crop. This figure does not include prunes produced by the handler or purchased from other handlers. The weighted average size count of tons purchased from producers was 56 for the French varieties and 66 for the Non-French varieties.

The tonnage produced by the handler plus tonnage purchased from producers for the 2020 prune crop was 57,225 tons of French prunes and 1,478 tons of Non-French prunes for a total of 58,703 tons.



Source: USDA, NASS, Pacific Regional Office-California

### PRUNES: TONS, 2020 CROP YEAR

Variety	Produced by handler	Finalized prices		Non-final prices		Total acquisitions		
		Purchased from producer	Price per ton <sup>1</sup>	Purchased from producer	Price per ton <sup>1</sup>	Purchased from producer	Weighted avg. size count	Total quantity handled
	<i>tons</i>	<i>tons</i>	<i>dollars</i>	<i>tons</i>	<i>dollars</i>	<i>tons</i>	<i>number</i>	<i>tons</i>
French	7,821	22,222	1,833	27,182	1,898	49,404	56	57,225
Non-French	1,349	129	2,091	0	0	129	66	1,478
<b>TOTAL</b>	<b>9,170</b>	<b>22,351</b>	<b>1,834</b>	<b>27,182</b>	<b>1,898</b>	<b>49,533</b>	<b>56</b>	<b>58,703</b>

<sup>1</sup> Prices include bonuses and allowances.

NOTE: Varietal totals may not equal due to rounding.