



United States Department of Agriculture
National Agricultural Statistics Service
**FLORIDA CROP PROGRESS &
CONDITION REPORT**



In cooperation with the Florida Department of Agriculture & Consumer Services and the UF/IFAS Extension Service
2290 Lucien Way, Suite 300, Maitland, FL 32751 · (407) 648-6013 · (407) 648-6029 FAX · www.nass.usda.gov/fl

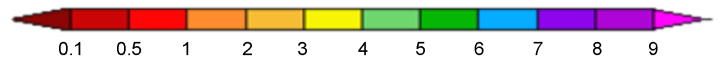
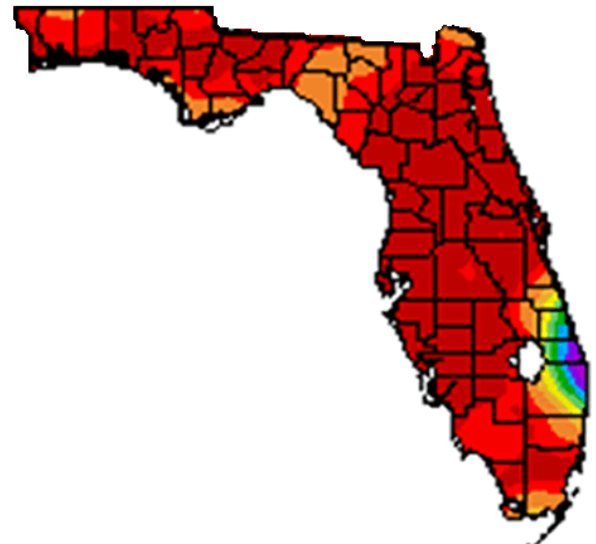
Released: January 13, 2014 (4 PM EST)

Week Ending: January 12, 2014

Freezing Temperatures Hit Florida

Weather Summary: Most of the State reported below one inch of rain this week, with the exception of Indian River (Indian River County) with 3.64 inches and three FAWN locations reporting between 2.00 and 2.89 inches, according to Florida’s Automated Weather Network (FAWN). Maximum temperatures ranged from the 50s to the 80s, with the highest temperature in Sebring (Highlands County) at 85 degrees. Hard freezes were felt into central Florida. The lowest temperatures in the State were 14 degrees in Jay (Santa Rosa County) and Defuniak Springs (Walton County).

Precipitation (in)–Florida: Jan. 5-11, 2014

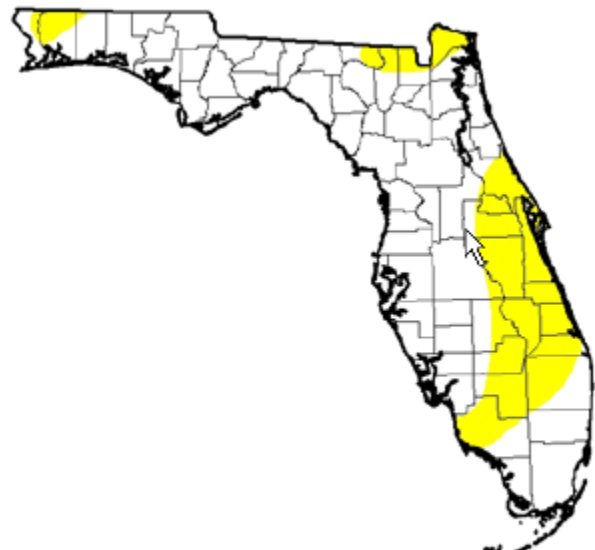


Source: Southeast Regional Climate Center

Soil Moisture Ratings

Moisture Rating	Topsoil		
	Previous week	Previous year	Current week
	(percent)	(percent)	(percent)
Very short	12	6	2
Short	18	39	15
Adequate	62	53	76
Surplus	8	2	7

U.S. Drought Monitor–Florida: Jan. 7, 2014



Intensity:

- D0 Abnormally Dry
- D1 Drought - Moderate
- D2 Drought - Severe
- D3 Drought - Extreme
- D4 Drought - Exceptional

Field Crops: Farmers in the northern part of the State were completing the harvest of soybeans. Planting of oats, wheat, rye, and winter grazing was ongoing. Jackson County reported a small amount of damage to winter oats due to frost. Rain was beneficial to earlier plantings. Sugarcane harvest proceeded as scheduled in Hendry, Palm Beach, and Glades counties.

Fruit and Vegetables: Cabbage and potatoes were being planted in Flagler County. Farmers in Manatee County began planting tomatoes. Cold winds associated with the cold front battered vegetables crops in Charlotte, Collier, Hendry and Lee Counties required some replanting of okra, sweet potatoes, green beans, and strawberries. Vegetables and fruits marketed in the State included avocados, beets, cucumbers, cabbage, escarole, mustard, tomatoes, peppers, herbs, eggplant, squash, strawberries, sweet corn, sweet potatoes, snap beans, radishes, lettuce, kale, and a variety of specialty items.

Citrus: Rain was light in most of the citrus area this week. All stations recorded at least a trace of precipitation. Five stations recorded an inch or more of rain. Indian River (Indian River County) recorded the most precipitation with 3.64 inches. Immokalee (Collier County) recorded the least with 0.05 inches measured. High temperatures were in the upper 70s to lower 80s through most of the citrus growing area. Temperatures during the recent cold snap did not reach damaging levels in the citrus producing region. Growers and caretakers continued to irrigate due to dry conditions. As per the U.S. Drought Monitor, last updated January 7, 2014, abnormally dry conditions covered most of the Indian River and southern growing areas and portions of the northern and central areas. The western growing area remained drought free.

Field workers reported small sizes on all varieties. Grove activity included harvesting, hedging and topping after harvest, resetting of new trees, pushing of dead grove and replanting new citrus, mowing, fertilizing and psyllid control. Thirty-nine of 43 packinghouses had opened and had begun shipping small quantities of fruit. Sixteen of nineteen processing plants were open so far this season.

Livestock and Pastures: The cattle condition across the State was primarily fair as was the pasture condition. Cattlemen were feeding hay and supplements across the State. Cold weather in the northern part of the State contributed to pasture decline. Drought was the main contributing factor for the decline in pasture condition in the southern part of the State.

Cattle and Pasture Condition

Condition	Cattle		Pasture	
	Previous week	Current week	Previous week	Current week
	(percent)	(percent)	(percent)	(percent)
Very poor.....	1	0	5	0
Poor	1	2	20	25
Fair.....	30	53	30	49
Good	65	45	35	25
Excellent.....	3	0	10	1

Citrus Estimated Boxes Harvested

[In thousands of 1-3/5 bushel boxes]

Crop	Dec 29, 2013	Jan 5, 2014	Jan 12, 2014
	(boxes)	(boxes)	(boxes)
Early & mid oranges....	3,334	4,779	4,794
Valencia	0	14	11
Ambersweet.....	4	0	3
Navel oranges	20	20	29
White Grapefruit	64	69	71
Colored Grapefruit.....	227	333	430
Temples	0	0	3
Tangelos	11	39	57
Sunburst tangerines....	39	65	45
Honey Tangerines.....	1	9	26
Total.....	3,700	5,328	5,469

To subscribe to this report, at no cost, go to the NASS website at http://www.nass.usda.gov/Statistics_by_State/Florida/Subscribe_to_FL_Reports/index.asp. Complete the *Subscribe to FL Reports* form, select Florida Crop-Weather and enter your first and last name and your e-mail. The precipitation map used in this report is from the Southeast Regional Climate Center (SERCC) website at http://www.sercc.com/climateinfo/precip_maps. The drought monitor map used in this report is from the U.S. Drought Monitor website at <http://droughtmonitor.unl.edu> maintained by the National Drought Mitigation Center. The precipitation and temperature data is from the Florida Automated Weather Network (FAWN) at <http://fawn.ifas.ufl.edu> maintained by UF/IFAS Information Technologies.