



United States Department of Agriculture
National Agricultural Statistics Service
**FLORIDA CROP PROGRESS &
CONDITION REPORT**



In cooperation with the Florida Department of Agriculture and Consumer Services and the UF/IFAS Extension Service
2290 Lucien Way, Suite 300, Maitland, FL 32751 · (407) 648-6013 · (855) 271-9801 FAX · www.nass.usda.gov/fl

Released: December 8, 2014 (4 PM EST)

Week Ending: December 7, 2014

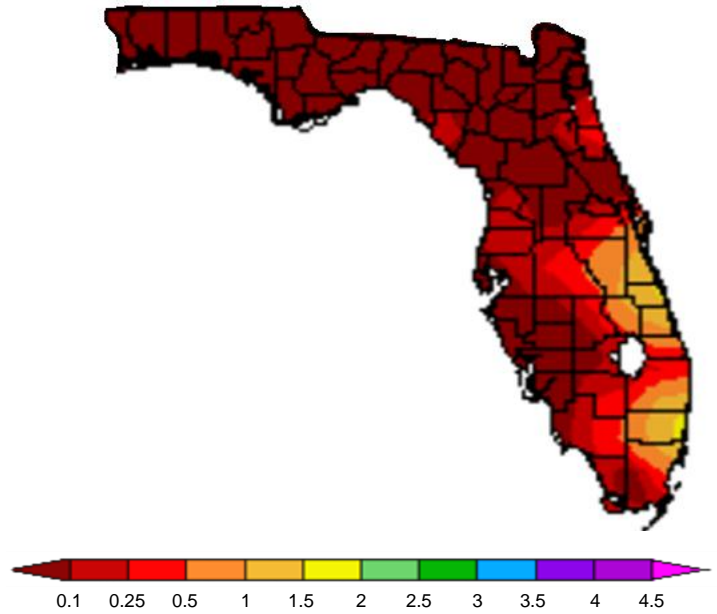
Warm, Dry Week

Weather Summary: According to Florida’s Automated Weather Network (FAWN), rainfall for the State ranged from no rain to 1.89 inches in Fort Lauderdale (Broward County). Per the U.S. Drought Monitor, Florida was 90 percent drought free this past week. Temperatures ranged from 43 degrees for night time lows to 84 degrees for day time highs, across the State. The highest temperature was 84 degrees in Sebring (Highlands County). The majority of the State recorded temperatures in the 80s this past week. The lowest temperature in the State was 43 degrees in Defuniak Springs (Walton County).

Soil Moisture Ratings


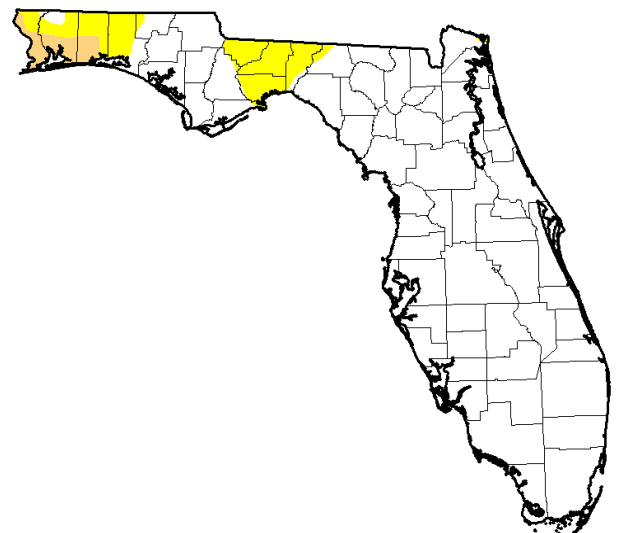
Moisture Rating	Topsoil		
	Current week	Previous week	Previous year
	(percent)	(percent)	(percent)
Very short	0	1	4
Short	17	18	35
Adequate	75	69	58
Surplus	8	12	3

Precipitation (in)–Florida: December 1-7, 2014



Source: Southeast Regional Climate Center

U.S. Drought Monitor–Florida: Dec. 2, 2014



Field Crops: There was an average of 6.4 days suitable for field work this past week, above the previous week. Cotton and soybean harvest was wrapping up in the Panhandle and north Florida. Farmers were planting winter forage and oats and wheat for grain. In Glades and Hendry counties sugarcane harvest continued.

Fruit and Vegetables: Flagler and Putnam county farmers began harvesting cabbage this past week. Vegetable harvesting in southwest Florida continued where farmers harvested green beans, beets, cucumbers, eggplant, herbs, kale, peppers, squash, tomatoes, and watermelon. Planting in Miami-Dade County continued on green beans, yellow squash, zucchini, peppers, tomato, eggplant, sweet corn, boniato, bitter melon, and malanga. Harvested were green beans, pole beans, yellow squash, zucchini, okra, boniato, malanga, and avocado.

Livestock and Pastures: Small amounts of rain and warmer temperatures improved pasture and reduced livestock stress in the Panhandle and north Florida. Hardee County reported standing water in low lying areas but flooding was not an issue. Statewide, the cattle condition was mostly good while pasture condition was fair to good.

Cattle and Pasture Condition

Condition	Cattle		Pasture	
	Current week	Previous week	Current week	Previous week
	(percent)	(percent)	(percent)	(percent)
Very poor	0	0	3	2
Poor	1	1	9	9
Fair	24	24	37	42
Good	70	69	49	45
Excellent	5	6	2	2

Citrus: All counties within the Indian River District received significant rainfall this past week. Indian River (Indian River County) had slightly less than an inch, and St. Lucie West (St. Lucie County) had four tenths of an inch. Kenansville (Osceola County), just a few miles west of the Indian River District recorded about a half an inch of rainfall. All other citrus producing counties had a quarter of an inch or less of rainfall. Temperatures were normal for this time of the year, with daytime highs reaching the lower 80s and morning lows in the mid to high 50s. As per the U.S. Drought Monitor last updated December 2, 2014, no drought or abnormally dry conditions existed in any citrus producing area.

Early orange harvest picked up significantly this week and should continue to increase the next couple weeks as ratios rise to acceptable levels. White and colored grapefruit harvest should pick up significantly this month with a good portion of white grapefruit going straight to the plants for processing, while colored grapefruit will be harvested primarily for the fresh market. Sunburst tangerines are at full maturity and should be harvested at maximum amounts from now until the end of the season. Fruit quality remains good this season, even though much of it has been on the small side.

Grove activity included irrigation, mowing, spraying and fertilizing. Field workers across the citrus growing region reported new groves and resets being planted, and old non-productive groves being pushed.

Citrus Estimated Boxes Harvested

[In thousands of 1-3/5 bushel boxes]

Crop	For week ending:		
	Nov 23, 2014	Nov 30, 2014	Dec 7, 2014
	(boxes)	(boxes)	(boxes)
Early & mid oranges	413	298	1,701
Navel oranges	109	91	155
White grapefruit	18	10	20
Colored grapefruit	255	218	328
Fallglo tangerines	1	0	0
Sunburst tangerines	123	89	136
Tangelos	15	23	67
Total	934	729	2,407

To subscribe to this report, at no cost, go to the NASS website at http://www.nass.usda.gov/Statistics_by_State/Florida/Subscribe_to_FL_Reports/index.asp. Complete the *Subscribe to FL Reports* form, select Florida Crop-Weather and enter your first and last name and your e-mail. The precipitation map used in this report is from the Southeast Regional Climate Center (SERCC) website at http://www.sercc.com/climateinfo/precip_maps. The drought monitor map used in this report is from the U.S. Drought Monitor website at <http://droughtmonitor.unl.edu> maintained by the National Drought Mitigation Center. The precipitation and temperature data is from the Florida Automated Weather Network (FAWN) at <http://fawn.ifas.ufl.edu> maintained by UF/IFAS Information Technologies.