



United States Department of Agriculture
National Agricultural Statistics Service
**Florida Crop Progress
and Condition Report**



Cooperating with the Florida Department of Agriculture and Consumer Services and the UF/IFAS Extension Service
Southern Region, Florida Field Office · 2290 Lucien Way Suite 300 · Maitland, FL 32751 · (407) 648-6013
www.nass.usda.gov

August 1, 2016

Media Contact: Mark Hudson

General

According to the National Agricultural Statistics Service in Florida, there were 6.5 days suitable for fieldwork for the week ending Sunday, July 31, 2016. Precipitation estimates ranged from no rain in Apopka (Orange County) to 2.34 inches in Lecanto (Citrus County). The average mean temperatures ranged from 80.1°F in DeFuniak Springs (Walton County) to 85.8°F in Ft. Lauderdale (Broward County). Most of the state remained hot and dry again this week. Comments from areas where there was some rainfall indicated that the heat dried up what little was received. Many are hoping for cooler temperatures and more moisture in the upcoming weeks.

Citrus

Temperatures were very warm in citrus producing counties, reaching the mid to high 90s in all areas. Rainfall was less than normal in the citrus growing region. Only six of the seventeen monitored rain stations had an inch or more of rainfall during the past week. Only two stations had two or more inches. For the first time in several weeks, portions of the citrus belt are being affected by the high temperatures and less than average rainfall. According to the U.S. Drought Monitor last updated July 26, 2016, all of the Indian River District is abnormally dry; the rest of citrus growing region is drought free.

The main focus for growers right now is keeping fruit on the trees for this coming season's crop and the control of greening. Growers are spraying bactericides in order to suppress HLB which causes the greening disease. Other methods of treatment include tenting, steam treatment and removing infected trees. Growers still need to irrigate several times a week to keep water in the ground and on the trees. For long term production, trees are being planted as they become available.

Fruits and Vegetables

Groundwork and soil preparation for the next season continued this week in many fruit and vegetable producing areas. Mango season is nearing an end in Miami-Dade County. Crops coming to market are all irrigated and include avocado, bitter melon, boniato, lychee, malanga, mango, okra, sweet potatoes, and other tropical fruits.

Livestock and Pastures

Pastures remained dry this week for the most part. Reports of pasture deterioration came in from St. Lucie County. Some farmers are mowing and cutting down to put green chop on the ground for cattle, as well as to prevent fires. Cattle can be seen resting in shade during the daytime, and are reported to be in mostly good condition.

Field Crops

Corn harvest has begun in Flagler and Jackson Counties. The cotton in Jackson and Walton Counties is looking good so far. Some peanuts in Levy County may need to be harvested early due to drought-like conditions. Farmers in Gilchrist County reported planting sorghum. Hay cutting activities were reported in Dixie, Flagler, and Putnam Counties.

Soil Moisture for Week Ending 07/31/16

Topsoil	This week	Previous week	5 year avg
	(percent)	(percent)	(percent)
Very short	9	5	1
Short	24	20	13
Adequate	55	59	72
Surplus.....	12	16	14

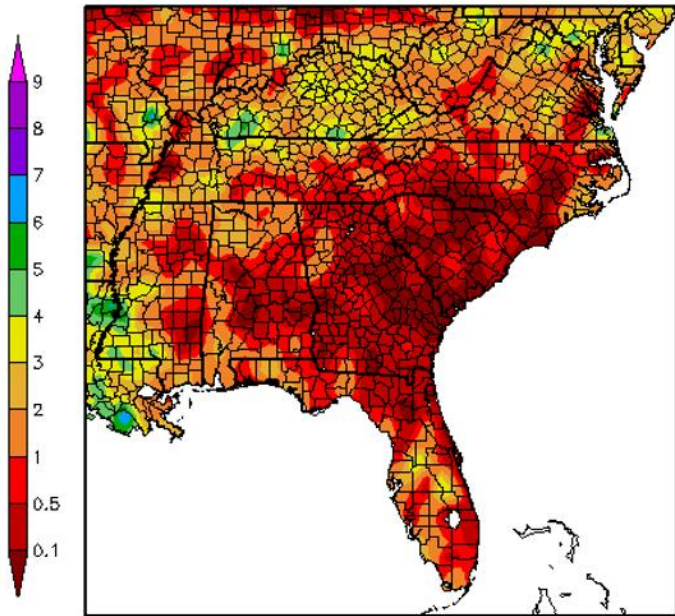
Crop Progress for Week Ending 07/31/16

Crop stage	This week	Prev week	Prev year	5 Year avg
	(percent)	(percent)	(percent)	(percent)
Peanuts - Pegging.....	96	94	94	89

Condition for week ending 07/31/16

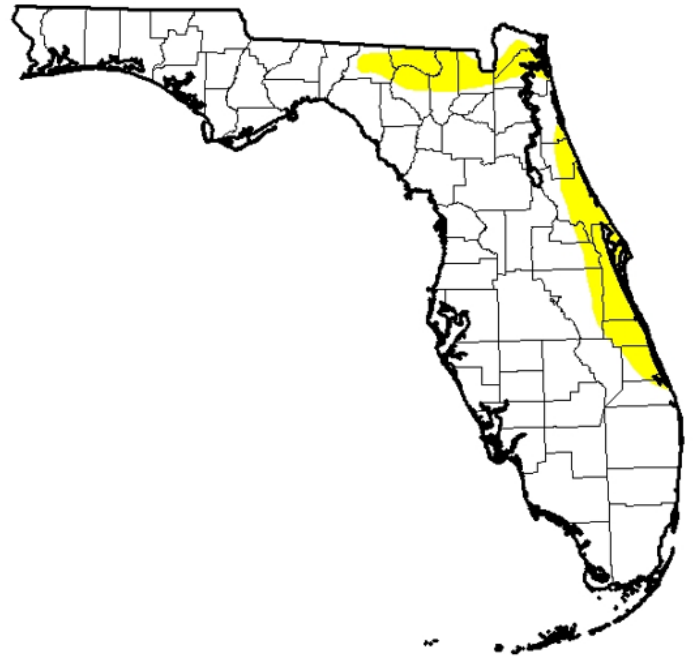
Crop	Very poor	Poor	Fair	Good	Excellent
	(percent)	(percent)	(percent)	(percent)	(percent)
Cattle.....	0	3	21	68	8
Pasture & Range...	3	8	26	47	16
Peanuts.....	2	3	26	63	6

Precipitation (in)
7/25/2016 - 7/31/2016




Generated 8/1/16 at HPRCC using provisional data. Regional Climate Centers.
<http://www.hprcc.unl.edu/maps.php?map=ACISClimateMaps>

U.S. Drought Monitor Florida



Intensity:



July 26, 2016 (Released Thursday Jul 28, 2016)
<http://droughtmonitor.unl.edu>