



United States Department of Agriculture  
National Agricultural Statistics Service  
**Florida Crop Progress  
and Condition Report**



Cooperating with the Florida Department of Agriculture and Consumer Services and the UF/IFAS Extension Service  
Southern Region, Florida Field Office · 2290 Lucien Way Suite 300 · Maitland, FL 32751 · (407) 648-6013  
www.nass.usda.gov

November 26, 2018

Media Contact: Mark Hudson

**General**

According to the National Agricultural Statistics Service in Florida, there were 6.6 days suitable for fieldwork for the week ending Sunday, November 25, 2018. Precipitation estimates ranged from no rain in multiple locations to 3.47 inches in Fernandina Beach (Nassau County). The average mean temperature ranged from 53.1°F in Crestview (Okaloosa County) to 80.2°F in Key West (Monroe County).

**Citrus**

Temperatures were around average for this time of year in the citrus growing region. Highs ranged from the mid 70s to low 80s. The citrus belt experienced very little rainfall over the past week. The most significant rainfall was in Hendry and Glades counties and in the northern portions of Orange and Lake counties. Labelle (Hendry County) had the highest rainfall amount at 0.87 inches, followed by Muse (Glades County) at 0.72 inches. Several rain stations across the citrus growing region recorded less than a tenth of an inch of rainfall. According to the November 21, 2018 U.S. Drought Monitor, abnormally dry conditions continued to expand. About half of the southern and central areas were showing abnormally dry or worse conditions. Portions of Glades, Highlands, and Hendry counties were showing moderate drought. The Indian River District was completely under moderate drought conditions. The western area was the only area that was drought free.

Some grove caretakers were hedging and spraying herbicides and fertilizers. Early variety groves were mowed prior to harvesting. Irrigation was run in all areas with multiple observations of ditches being low. Fieldworkers reported early oranges and grapefruit showing color across the entire citrus region.

About sixteen packinghouses and two major processors were open. The volume of the fruit harvest for the season continued to be low with grapefruit, early variety oranges, and tangerines being picked for the fresh market. Open processing plants continued to run packinghouse eliminations.

**Citrus Estimated Boxes Harvested**

[In thousands of 1-3/5 bushel boxes]

Crop	For week ending			Previous Year
	Nov 11, 2018 (Preliminary)	Nov 18, 2018 (Preliminary)	Nov 25, 2018 (Preliminary)	Nov 26, 2017
	(boxes)	(boxes)	(boxes)	(boxes)
Early and Mid-oranges .....	54	50	*	467
Navel oranges ....	36	44	*	30
White grapefruit..	14	11	*	7
Red grapefruit ....	85	77	*	106
Tangerines and Tangelos .....	9	9	*	19
<b>Total .....</b>	<b>198</b>	<b>191</b>	<b>*</b>	<b>629</b>

\* not available at the time of publication  
[www.citrusadministrativecommittee.org](http://www.citrusadministrativecommittee.org)

**Fruits and Vegetables**

Limited rain increased the need for irrigation on fruit and vegetable crops. Crops planted included bitter melon, boniato, broccoli, Brussel sprouts, cabbage, collards, green beans, herbs, malanga, and squash. Crops harvested included avocado, bitter melon, boniato, green beans, herbs, malanga, squash, and sweet potatoes.

**Livestock and Pastures**

Producers continued to plant winter forages. Newly established forages were off to a good start. In Lafayette County, some producers finished their last cutting of hay for the season. Overall, cattle condition remained mostly good.

**Field Crops**

Between the Thanksgiving holiday and persistently wet field conditions, cotton harvesting was very limited in the Panhandle. Winter rye and cover crop planting continued when soil moisture permitted. Sugarcane planting and harvesting continued on schedule.

### Soil Moisture for Week Ending 11/25/18

Topsoil	This week	Previous week	5 year avg
	(percent)	(percent)	(percent)
Very short.....	3	1	NA
Short.....	28	15	NA
Adequate.....	65	70	NA
Surplus.....	4	14	NA

### Crop Progress for Week Ending 11/25/18

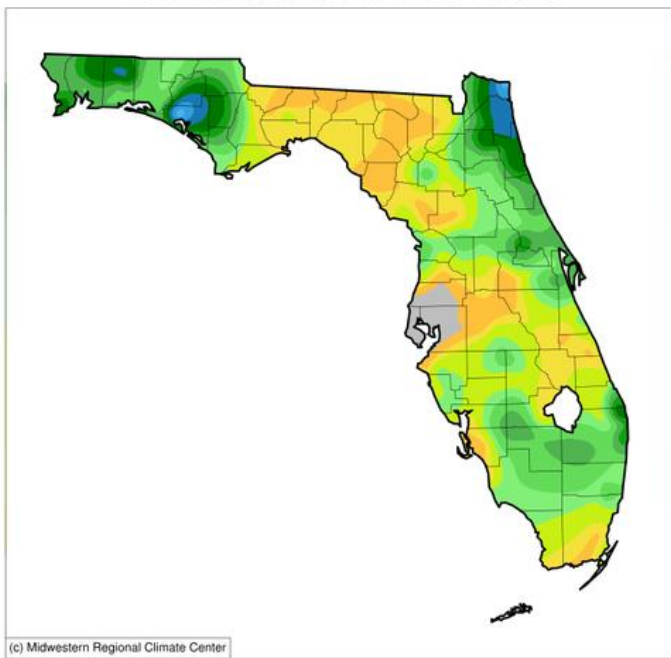
Crop stage	This week	Prev week	Prev year	5 Year avg
	(percent)	(percent)	(percent)	(percent)
Cotton - Harvested.....	40	36	72	NA
Peanuts - Harvested.....	97	94	100	99

### Condition for Week Ending 11/25/18

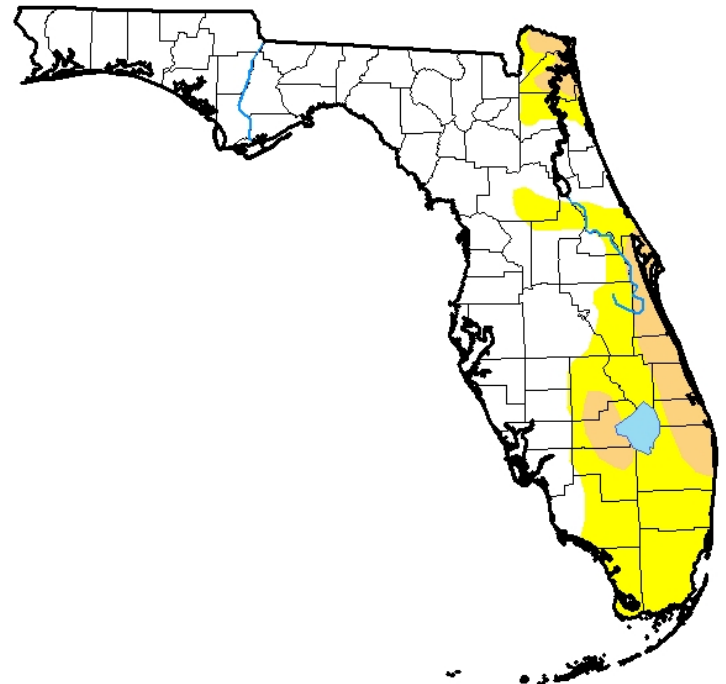
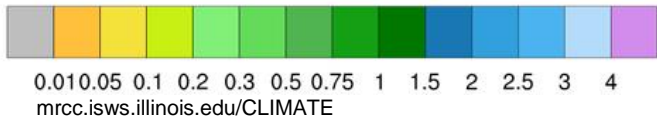
Crop	Very poor	Poor	Fair	Good	Excellent
	(percent)	(percent)	(percent)	(percent)	(percent)
Cattle .....	0	2	13	69	16
Cotton .....	18	12	32	30	8
Pasture & range .....	3	10	29	44	14

## U.S. Drought Monitor Florida

**Accumulated Precipitation (in)**  
November 19, 2018 to November 25, 2018



(c) Midwestern Regional Climate Center



#### Intensity:

- D0 Abnormally Dry
- D2 Severe Drought
- D1 Moderate Drought
- D3 Extreme Drought
- D4 Exceptional Drought

November 20, 2018 (Released Wednesday, November 21, 2018)  
<http://droughtmonitor.unl>