



United States Department of Agriculture  
National Agricultural Statistics Service  
**Florida Crop Progress  
and Condition Report**



Cooperating with the Florida Department of Agriculture and Consumer Services and the UF/IFAS Extension Service  
Southern Region, Florida Field Office · 851 Trafalgar Court Suite 310E · Maitland, FL 32751 · (407) 648-6013  
www.nass.usda.gov

December 16, 2019

Media Contact: Mark Hudson

**General**

According to the National Agricultural Statistics Service in Florida, there were 6.5 days suitable for fieldwork for the week ending Sunday, December 15, 2019. Precipitation estimates ranged from trace amounts of rain in multiple locations to 6.88 inches in Vero Beach (Indian River County). The average mean temperature ranged from 55.0°F in Crestview (Okaloosa County) to 78.1°F in John Pennekamp State Park (Monroe County).

**Citrus**

Maximum temperatures in the citrus growing region ranged from the lower to upper 80s. The highest maximum reading was in Palmdale (Glades County), which reached 89°F. All counties in the citrus belt received some rainfall during the week. The greatest rainfall was in Vero Beach (Indian River County), at 6.88 inches, followed by Port St. Lucie (St. Lucie County), at 5.57 inches. According to the December 12, 2019, U.S. Drought Monitor, abnormally dry conditions cover the complete southern area, the majority of the Indian River District, and almost all of the western and central growing areas, while the southern part of Collier County has moderate drought conditions. Only the northern citrus area remains mainly drought free.

White and red grapefruit, early oranges, Navels, Sunburst, Fallglo, Early Pride, and Orri tangerines were being harvested. Grove activities included spraying, mowing, and general grove maintenance.

According to the Florida Citrus Mutual Market News Bulletin, all processing plants were processing packinghouse eliminations. Plants were testing fruit for acceptable maturity levels and began processing field run fruit.

**Citrus Estimated Boxes Harvested**

[In thousands of 1-3/5 bushel boxes]

Crop	For week ending			Previous Year
	Nov 24, 2019 (Final)	Dec 1, 2019 (Preliminary)	Dec 8, 2019 (Preliminary)	Dec 9, 2018 (Actual)
	(boxes)	(boxes)	(boxes)	(boxes)
Early and Mid-oranges .....	85	69	1,520	2,022
Navel oranges .....	34	37	74	92
Red grapefruit .....	93	90	118	134
White grapefruit .....	6	7	11	16
Tangerines and Tangelos .....	13	10	30	44
<b>Total .....</b>	<b>231</b>	<b>213</b>	<b>1,753</b>	<b>2,308</b>

Source: Florida Department of Agriculture and Consumer Service Fruit and Vegetable Division

**Fruits and Vegetables**

A wide range of fruits and vegetables were planted while others were harvested and brought to market. Strawberries continued progressing in maturing in Bradford County.

**Livestock and Pastures**

Winter forage planting continued in multiple counties throughout the state. A few pastures in the Panhandle and northern peninsula received minor frost damage. Widespread rainfall turned pastures in Brevard and Indian River counties green seemingly overnight.

**Field Crops**

Producers in Santa Rosa County planted late cover crops. Sugarcane harvesting continued.

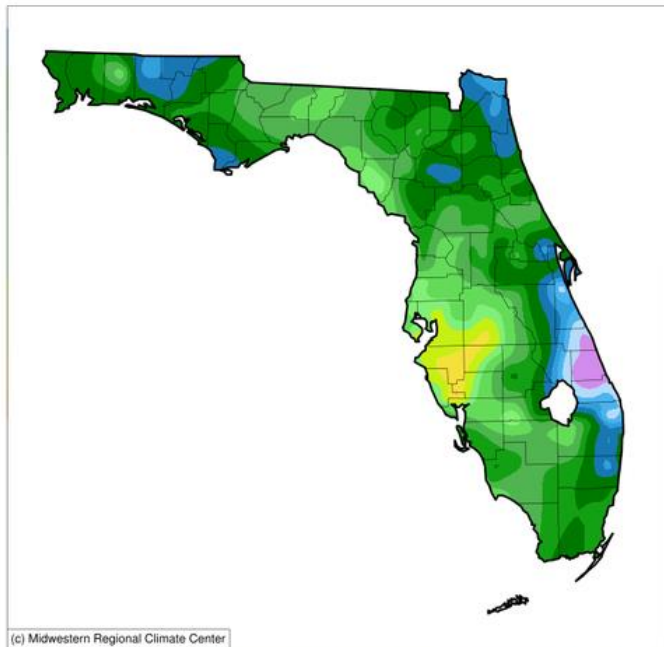
### Soil Moisture for Week Ending 12/15/19

Topsoil	This week	Previous week
	(percent)	(percent)
Very short.....	1	2
Short.....	23	35
Adequate.....	71	63
Surplus.....	5	0

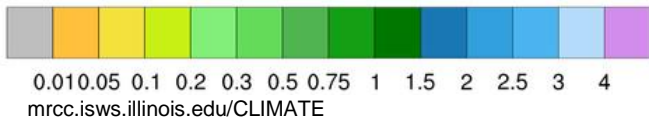
### Condition for Week Ending 12/15/19

Crop	Very poor	Poor	Fair	Good	Excellent
	(percent)	(percent)	(percent)	(percent)	(percent)
Cattle .....	0	3	25	54	18
Pasture & range .....	3	14	40	35	8

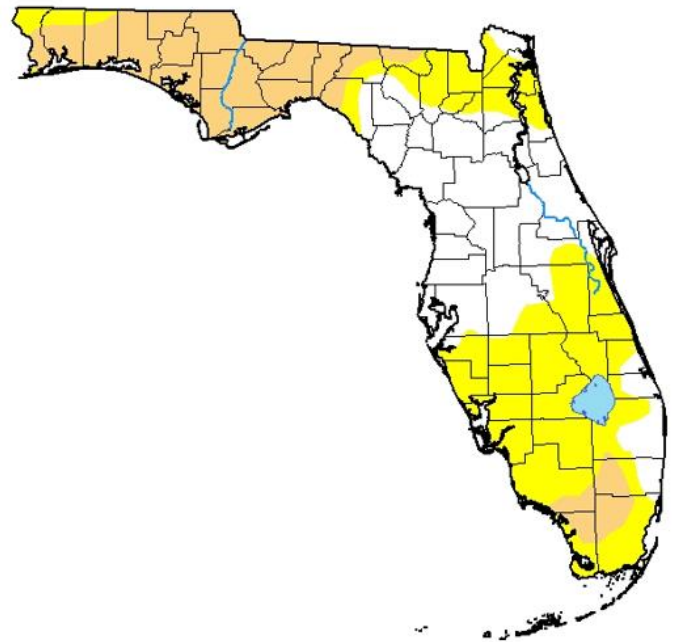
**Accumulated Precipitation (in)**  
December 09, 2019 to December 15, 2019



(c) Midwestern Regional Climate Center



### U.S. Drought Monitor Florida



**Intensity:**

- None
- D0 Abnormally Dry
- D1 Moderate Drought
- D2 Severe Drought
- D3 Extreme Drought
- D4 Exceptional Drought

December 10, 2019 (Released Thursday, Dec. 12, 2019)  
<https://droughtmonitor.unl.edu/>