



United States Department of Agriculture
National Agricultural Statistics Service
**Florida Crop Progress
and Condition Report**



Cooperating with the Florida Department of Agriculture and Consumer Services and the UF/IFAS Extension Service
Southern Region, Florida Field Office · 851 Trafalgar Court Suite 310 E · Maitland, FL 32751 · (407) 648-6013 · (855) 271-9801 FAX
www.nass.usda.gov

This report contains data collected each week from respondents across the state whose occupations provide them opportunities to discuss agricultural production with farmers in their counties as well as to make visual observations. We thank all who have contributed to this report.

April 13, 2020

Media Contact: Mark Hudson

General

According to the National Agricultural Statistics Service in Florida, there were 6.7 days suitable for fieldwork for the week ending Sunday, April 12, 2020. Precipitation for the state ranged from trace amounts of rain in multiple locations to 2.4 inches in Fleming Island (Clay County). The average mean temperature ranged from 67.6°F in Cross City (Dixie County) to 82.4°F in Cape Florida (Miami-Dade County).

Citrus

Maximum temperatures in the citrus growing region ranged from the mid 80s to mid 90s. The highest reading was in Palm Dale (Glades County), which reached 94°F. The citrus region received very little rain for the week, with most stations reporting less than an inch. The greatest rainfall was in Fellsmere (Indian River County), at 1.2 inches. According to the April 9, 2020, U.S. Drought Monitor, moderate drought conditions existed in all citrus areas.

Valencia orange harvest is in full swing, primarily for the processed market. Fresh Valencia oranges along with red and white grapefruit were being packed. Tangerine harvest is about over for the season.

Citrus trees formed an abundance of pea sized fruit for next season. Growers and caretakers were irrigating regularly in all areas. Reports from the field indicated the pushing of old trees, as well as the start of normal fruit drop as trees set next season's crop. Grove activities included spraying nutritionals, fertilizing, mowing, and performing general grove maintenance.

Citrus Estimated Boxes Harvested

[In thousands of 1-3/5 bushel boxes]

Crop	Previous Year	For week ending		
		Apr 7, 2019 (Actual)	Mar 22 2020 (Final)	Mar 29 2020 (Final)
	(boxes)	(boxes)	(boxes)	(boxes)
Early and Mid-oranges.....	8	7	2	0
Valencia oranges.....	3,666	3,264	3,538	3,381
Red grapefruit....	98	159	154	111
White grapefruit..	2	15	27	20
Tangerines and Tangelos.....	27	12	9	5
Total.....	3,801	3,457	3,730	3,657

Source: Florida Department of Agriculture and Consumer Service Fruit and Vegetable Division

Crops

Many fruit and vegetable producers were irrigating their crops due to the hot temperatures and drought conditions. With the reduction in sales to the food service sector due to COVID-19, some vegetable producers began selling directly to the public. Sugarcane harvesting continued and was beginning to come to a close. Limited peanut planting activities were reported. Most producers continued preparing fields to be planted where the dry conditions allowed for it. Hay cutting was reported in northern peninsula.

Livestock and Pastures

Cattle were in mostly good condition throughout the state. Some producers continued supplemental feeding and watering. Pasture quality continued declining due to the drought conditions.

Soil Moisture for Week Ending 04/12/20

Topsoil	Previous week	This week
	(percent)	(percent)
Very short.....	23	18
Short.....	41	46
Adequate.....	35	35
Surplus.....	1	1

Crop Progress for Week Ending 04/12/20

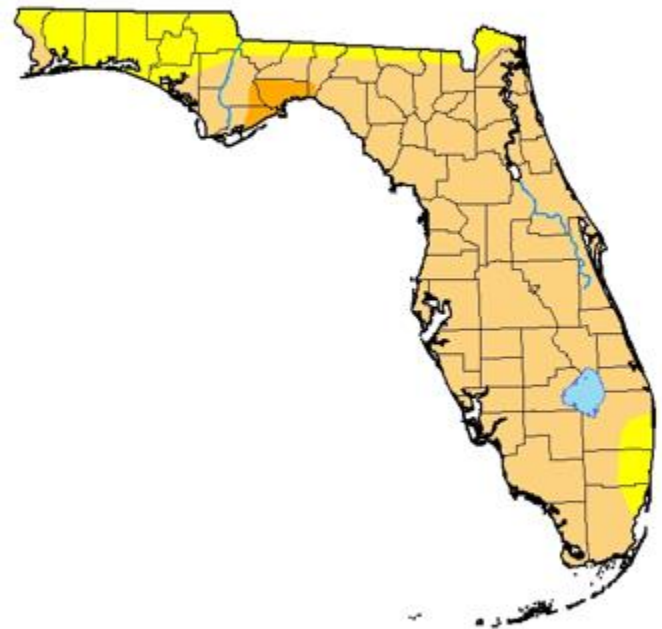
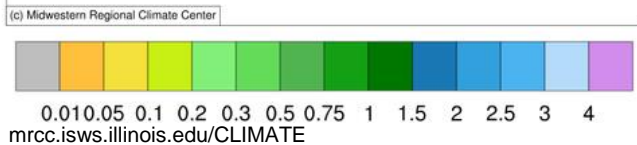
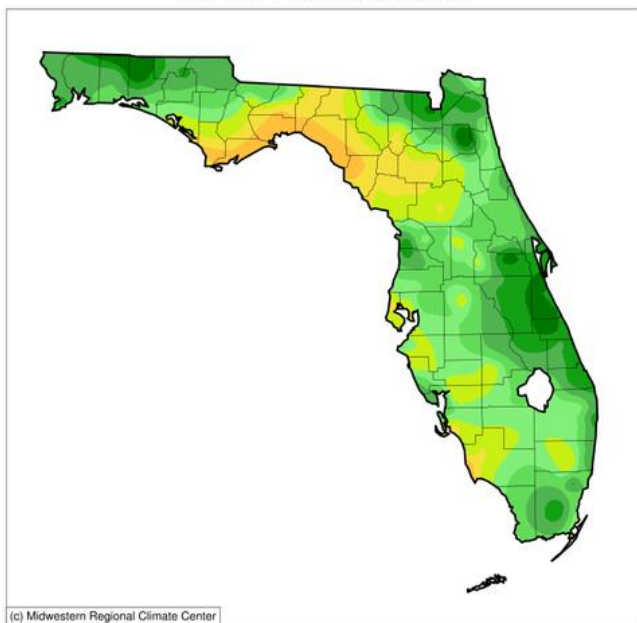
Crop stage	Prev year	Prev week	This week	5 Year avg
	(percent)	(percent)	(percent)	(percent)
Cotton - Planted	0	NA	0	0
Peanuts - Planted.....	6	NA	4	4

Condition for Week Ending 04/12/20

Crop	Very poor	Poor	Fair	Good	Excellent
	(percent)	(percent)	(percent)	(percent)	(percent)
Cattle	1	3	34	53	9
Pasture & range	6	19	43	27	5

U.S. Drought Monitor Florida

Accumulated Precipitation (in)
April 06, 2020 to April 12, 2020



April 7, 2020 (Released Thursday, Apr. 9, 2020)
<https://droughtmonitor.unl.edu/>