



United States Department of Agriculture  
National Agricultural Statistics Service  
**Florida Crop Progress  
and Condition Report**



Cooperating with the Florida Department of Agriculture and Consumer Services and the UF/IFAS Extension Service  
Southern Region, Florida Field Office · 851 Trafalgar Court Suite 310 E · Maitland, FL 32751 · (407) 648-6013 · (855) 271-9801 FAX  
[www.nass.usda.gov](http://www.nass.usda.gov)

This report contains data collected each week from respondents across the state whose occupations provide them opportunities to discuss agricultural production with farmers in their counties as well as to make visual observations. We thank all who have contributed to this report.

May 11, 2020

Media Contact: Mark Hudson

**General**

According to the National Agricultural Statistics Service in Florida, there were 6.7 days suitable for fieldwork for the week ending Sunday, May 10, 2020. Precipitation for the state ranged from no rain in multiple locations to 0.9 inches in Curry Hammock State Park (Monroe County). The average mean temperature ranged from 66.2°F in Whiting Field Naval Air Station (Santa Rosa County) to 79.8°F in Bahia Honda State Park (Monroe County).

**Citrus**

The citrus growing region experienced warmer than average temperatures all week. Highs continuously ranged from the upper 80s to low 90s. The highest reading was in Palm Dale (Glades County), at 93°F. The citrus region received very little rain for the week, with most stations reporting less than half of an inch. According to the May 7, 2020, U.S. Drought Monitor, drought conditions continued to lessen in the citrus growing region. The western area, the lower portion of the central area, and the Indian River district were all abnormally dry. The remainder of the citrus region continued showing moderate or severe drought.

Valencia harvest maintained three million boxes a week. Grapefruit harvest was winding down for the season. Tangerine and tangelo harvest was completed.

Next season's crop continued doing well in cared for groves. Oranges were approximately quarter to half dollar sized, and grapefruit was golf ball sized. Most groves were hedged and topped for the new season. Grove activities included spraying nutritionals and insecticides, fertilizing, mowing, and general grove maintenance. Growers and caretakers were irrigating regularly in all areas.

**Citrus Estimated Boxes Harvested**

[In thousands of 1-3/5 bushel boxes]

Crop	Previous Year	For week ending		
	May 5, 2019 (Actual)	Apr 19 2020 (Final)	Apr 26 2020 (Final)	May 3 2020 (Preliminary)
	(boxes)	(boxes)	(boxes)	(boxes)
Valencia				
oranges.....	3,422	3,412	3,256	3,211
Red grapefruit....	11	21	14	4
White grapefruit..	2	2	1	0
Tangerines and				
Tangelos.....	1	0	0	0
<b>Total.....</b>	<b>3,436</b>	<b>3,435</b>	<b>3,271</b>	<b>3,215</b>

Source: Florida Department of Agriculture and Consumer Service Fruit and Vegetable Division

**Crops**

A variety of fruits and vegetables were harvested and brought to market in the southern peninsula. Producers in the southern peninsula continued applying pesticides and herbicides to control minor pest and disease pressures. Watermelon harvesting was nearly complete. Cotton and peanut planting continued in the Panhandle and northern peninsula but was slowed some due to the lack of soil moisture. Producers in the Panhandle reported some seed rotting in the ground and disease pressures caused by cool temperatures. Potato harvesting continued in the northern peninsula. Hay cutting was reported in the Panhandle. Sugarcane harvesting continued.

**Livestock and Pastures**

Cattle remained in mostly good condition throughout the state. Cool nighttime temperatures and dry conditions in the Panhandle continued to slow pasture regrowth.

### Soil Moisture for Week Ending 05/10/20

Topsoil	Previous week	This week
	(percent)	(percent)
Very short.....	3	12
Short.....	30	49
Adequate.....	64	39
Surplus.....	3	0

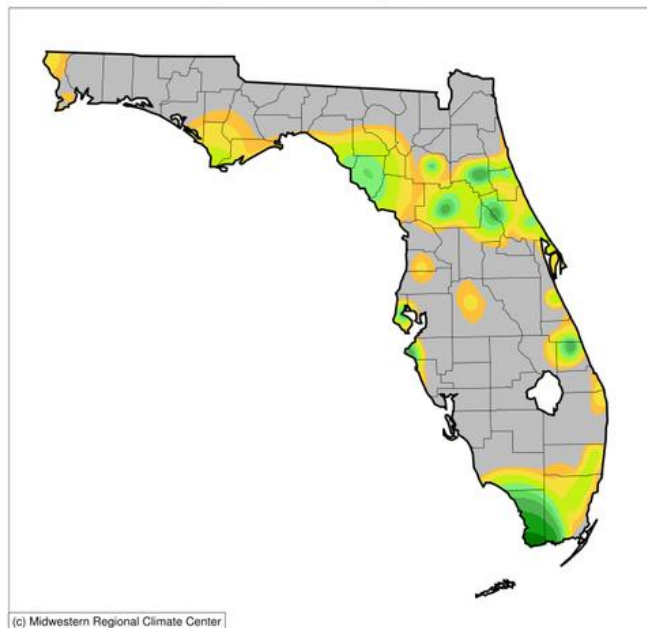
### Crop Progress for Week Ending 05/10/20

Crop stage	Prev year	Prev week	This week	5 Year avg
	(percent)	(percent)	(percent)	(percent)
Cotton - Planted.....	19	9	15	20
Peanuts - Planted.....	45	28	40	42

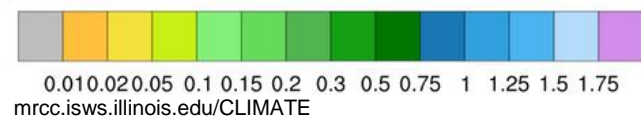
### Condition for Week Ending 05/10/20

Crop	Very poor	Poor	Fair	Good	Excellent
	(percent)	(percent)	(percent)	(percent)	(percent)
Cattle.....	1	5	28	56	10
Pasture & range.....	2	13	42	35	8

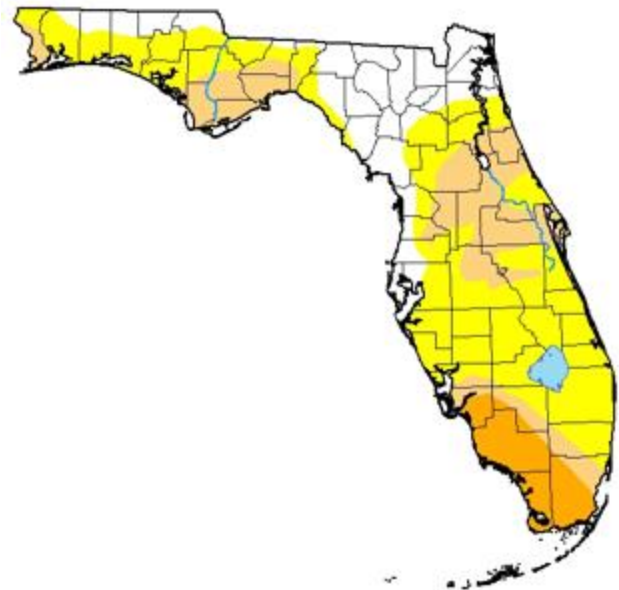
**Accumulated Precipitation (in)**  
May 04, 2020 to May 10, 2020



(c) Midwestern Regional Climate Center



### U.S. Drought Monitor Florida



**Intensity:**



May 5, 2020 (Released Thursday, May 7, 2020)  
<https://droughtmonitor.unl.edu/>