



United States Department of Agriculture
National Agricultural Statistics Service
**Florida Crop Progress
and Condition Report**



Cooperating with the Florida Department of Agriculture and Consumer Services and the UF/IFAS Extension Service
Southern Region, Florida Field Office · 851 Trafalgar Court Suite 310 E · Maitland, FL 32751 · (407) 648-6013 · (855) 271-9801 FAX
www.nass.usda.gov

This report contains data collected each week from respondents across the state whose occupations provide them opportunities to discuss agricultural production with farmers in their counties as well as to make visual observations. We thank all who have contributed to this report.

January 31, 2022

Media Contact: Mark Hudson

General

According to the National Agricultural Statistics Service in Florida, there were 6.5 days suitable for fieldwork for the week ending Sunday, January 30, 2022. Precipitation for the state ranged from little rain to 2.1 inches in Dry Tortugas (Monroe County). The average mean temperature ranged from 43.1°F in Niceville (Okaloosa County) to 70.2°F Key West (Monroe County).

Citrus

Temperatures continued to cool across the citrus growing region this week, with average highs in the low-60s to the low-70s. Due to another strong cold front, several locations experienced nightly lows at or below freezing, including Sebring (Highlands County) at 24 degrees; Mount Plymouth (Lake County) at 25 degrees; and Vero Beach (Indian River County) at 30 degrees. The citrus belt received some light precipitation during the reporting period as multiple frontal systems traversed the peninsula, however overall conditions remained dry in citrus producing areas. The most rain fell in Mount Plymouth (Lake County) and Sebring (Highlands County), both measuring 0.75 inches of precipitation. According to the January 27, 2022, U.S. Drought Monitor, the entire citrus growing region remained drought free.

Harvest for the fresh market included early, midseason, and Valencia oranges; Tango, Orri, W. Murcott, and other minor varieties of tangerines; tangelos; and red and white grapefruit. Processing plants were running field run fruit and accepting packinghouse eliminations on both oranges and grapefruit.

Grove operations included spraying pesticides and nutritional formulas, applying fertilizer and herbicide, mowing, tree skirt trimming and canopy thinning, hedging, discing grove middles, removal of dead trees, replanting young trees, and general grove maintenance. Due to the lack of rain over the past several weeks, irrigation was being run frequently in all areas. The water level in canals and ditches was being reported as low in several locations.

Citrus Estimated Boxes Harvested

[In thousands of 1-3/5 bushel boxes]

Crop	For week ending			Previous Year
	Jan 9, 2022 (Preliminary)	Jan 16, 2022 (Preliminary)	Jan 23, 2022 (Preliminary)	Jan 24, 2021 (Actual)
	(boxes)	(boxes)	(boxes)	(boxes)
Early and Mid-oranges	1,969	1,989	1,967	2,557
Navel oranges	20	14	6	4
Valencia Oranges	8	16	39	5
Red grapefruit	106	121	145	170
White grapefruit..	33	39	34	56
Tangerines and Tangelos	35	41	30	59
Total	2,171	2,220	2,221	2,851

Source: Florida Department of Agriculture and Consumer Service Fruit and Vegetable Division

Crops

Frosts and freezing temperatures were experienced throughout the row crop production region of the state. Producers are optimistic that sugarcane will recover from cold injury given some time. Potato planting continued. A variety of fruits and vegetables were harvested this week. Damage assessments are still underway but many vegetable crops were also impacted by the cold temperatures. Freeze mitigation activities occurred in strawberry fields to limit exposure.

Livestock and Pastures

Winter pastures were impacted by some hard frost last week degrading conditions to mostly fair and poor. Cattle remained in mostly good and fair condition.

Soil Moisture for Week Ending 1/30/22

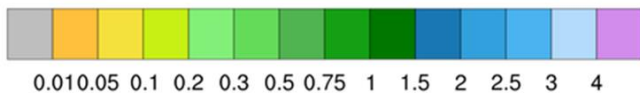
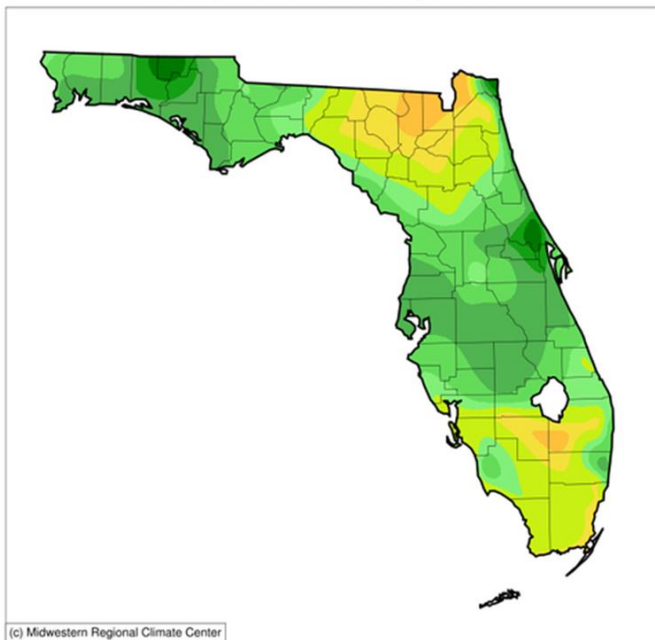
Topsoil	Previous week	This week
	(percent)	(percent)
Very short.....	2	2
Short.....	24	20
Adequate.....	70	75
Surplus.....	4	3

Conditions for Week Ending 1/30/22

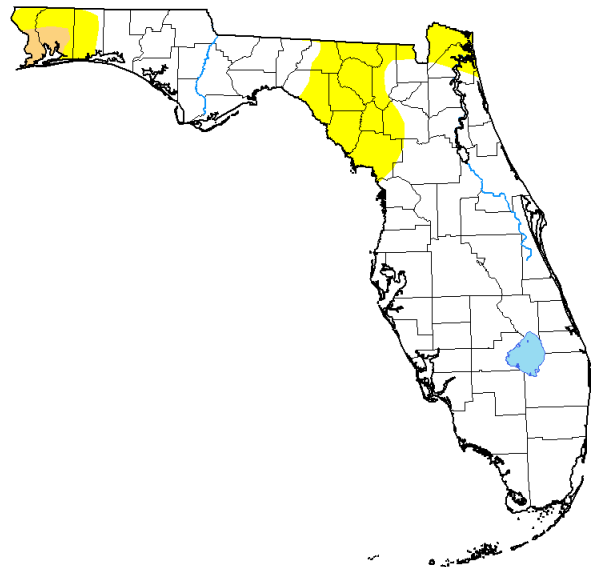
Crop	Very poor	Poor	Fair	Good	Excellent
	(percent)	(percent)	(percent)	(percent)	(percent)
Cattle	1	5	39	49	6
Pasture & range	3	42	35	16	4

U.S. Drought Monitor Florida

Accumulated Precipitation (in)
January 24, 2022 to January 30, 2022



mrcc.isws.illinois.edu/CLIMATE



Intensity:

- None
- D0 Abnormally Dry
- D1 Moderate Drought
- D2 Severe Drought
- D3 Extreme Drought
- D4 Exceptional Drought

Jan 25, 2022 (Released Thursday, Jan 27, 2022)
<https://droughtmonitor.unl.edu/>