



United States Department of Agriculture  
National Agricultural Statistics Service  
**Florida Crop Progress  
and Condition Report**



Cooperating with the Florida Department of Agriculture and Consumer Services and the UF/IFAS Extension Service  
Southern Region, Florida Field Office · 851 Trafalgar Court Suite 310 E · Maitland, FL 32751 · (407) 648-6013 · (855) 271-9801 FAX  
[www.nass.usda.gov](http://www.nass.usda.gov)

This report contains data collected each week from respondents across the state whose occupations provide them opportunities to discuss agricultural production with farmers in their counties as well as to make visual observations. We thank all who have contributed to this report.

October 31, 2022

Media Contact: Mark Hudson

**General**

According to the National Agricultural Statistics Service in Florida, there were 6.7 days suitable for fieldwork for the week ending Sunday, October 30, 2022. Precipitation for the state ranged from no rain to 4.7 inches in Orlando (Orange County). The average mean temperature ranged from 63.4°F in Niceville (Okaloosa County) to 84.6°F at Naval Air Station Key West (Monroe County).

**Citrus**

Temperatures warmed a bit in the citrus growing region last week, with highs in the mid to upper 80s. The warmest readings were recorded in Clermont (Lake County) and Sebring (Highlands County), both with 87 degrees. Portions of the citrus belt received scattered light rainfall during the reporting period as a weak cold front stalled over the north-central peninsula. The most rain fell in Clermont (Lake County), which received 0.5 inches of precipitation. According to the October 27, 2022, U.S. Drought Monitor, the entire citrus growing region remained drought free.

Grove operations included spraying pesticides and nutritionals, fertilizing, spraying herbicides, mowing, removal of dead trees, replanting young trees, and general grove maintenance. Irrigation was being run on an as-needed basis statewide. Sizing on this season’s crop was as follows: oranges about tennis ball to baseball size and grapefruit larger than softball size. Field personnel reported color break continuing on early fruit varieties and beginning to show on some midseason fruit varieties.

Harvest of Fallglo and Early Pride tangerines, red grapefruit, and limited harvest of early oranges and Navels has begun for the fresh market. Processed oranges included only cold storage fruit from last season’s crop.

**Crops**

Most of the state received very little rain the past week, with drought conditions continuing in the northern region of the state. Peanut digging and harvest both neared completion, although reporters noted that early frost impacted yields in some late planted fields. Cotton operators continued to take advantage of the dry weather making good harvest progress.

Fruit and vegetable planting and harvest continued to progress after recovering from Hurricane Ian. Crops that were planted and harvested the past week included yellow squash, peppers, malanga, and avocado. Sugarcane and rice harvest continued to pick up speed, with rice harvest expected to be completed within the next few weeks. Strawberry conventional planting was winding down and producers were starting to plant organic strawberries.

**Livestock and Pastures**

Cattle conditions were reported mostly good to excellent at this time. Pasture conditions were reported mostly fair to good. Some river pastures were reported to still be flooded from Hurricane Ian, although with water receding down one to two feet. Reporters noted that some cattle herds began calving in the past week. Pasture conditions in the northern region of the state continued to deteriorate due to the lack of rain, with some areas going over 40 days without rain.

**Crop Progress for Week Ending 10/30/22**

Crop	Prev year (percent)	Prev week (percent)	This week (percent)	5 Year avg (percent)
Cotton – Bolls Opening.	88	98	99	94
Cotton – Harvested.....	23	25	32	25
Peanuts – Dug.....	94	93	96	94
Peanuts – Harvested....	82	84	92	86

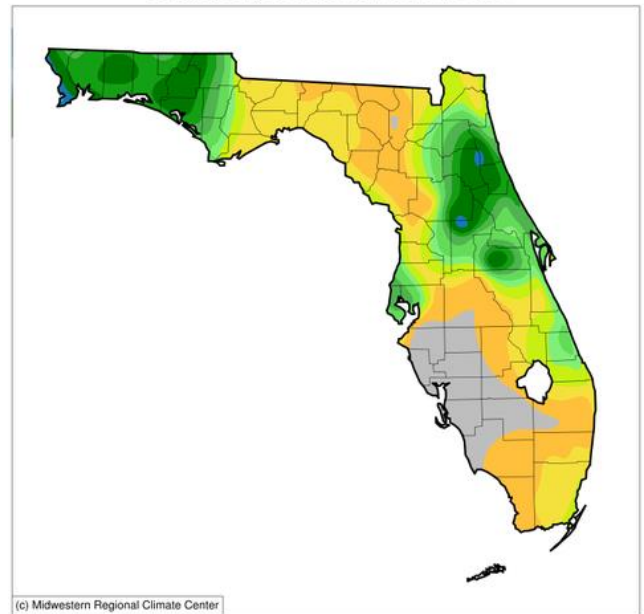
### Conditions for Week Ending 10/30/22

Crop	Very poor (percent)	Poor (percent)	Fair (percent)	Good (percent)	Excellent (percent)
Cattle.....	1	3	22	50	24
Cotton.....	5	3	50	40	2
Pasture & range...	3	15	29	34	19

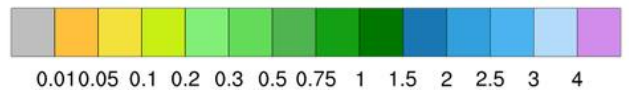
### Soil Moisture for Week Ending 10/30/22

Topsoil	Previous week (percent)	This week (percent)
Very short.....	14	10
Short.....	15	22
Adequate.....	58	61
Surplus.....	13	7

Accumulated Precipitation (in)  
October 24, 2022 to October 30, 2022

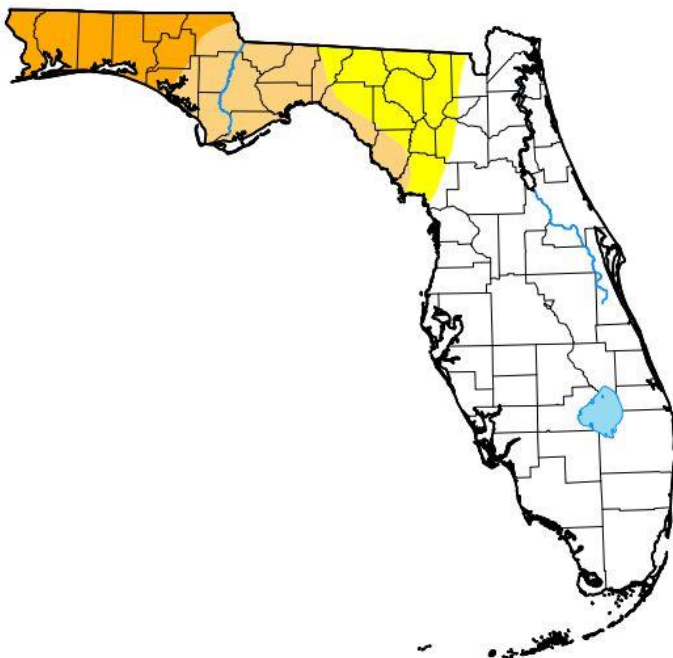


(c) Midwestern Regional Climate Center



<https://mrcc.purdue.edu/CLIMATE/>

## U.S. Drought Monitor Florida



October 25, 2022  
(Released Thursday, Oct. 27, 2022)  
Valid 8 a.m. EDT

Drought Conditions (Percent Area)

	None	D0-D4	D1-D4	D2-D4	D3-D4	D4
<b>Current</b>	67.44	32.56	21.98	9.75	0.00	0.00
<b>Last Week</b> 10-18-2022	69.77	30.23	18.19	0.34	0.00	0.00
<b>3 Months Ago</b> 07-26-2022	93.33	6.67	0.00	0.00	0.00	0.00
<b>Start of Calendar Year</b> 01-04-2022	76.97	23.03	0.10	0.00	0.00	0.00
<b>Start of Water Year</b> 09-27-2022	91.16	8.84	0.00	0.00	0.00	0.00
<b>One Year Ago</b> 10-26-2021	84.54	15.46	0.00	0.00	0.00	0.00

**Intensity:**

- None
- D0 Abnormally Dry
- D1 Moderate Drought
- D2 Severe Drought
- D3 Extreme Drought
- D4 Exceptional Drought

The Drought Monitor focuses on broad-scale conditions. Local conditions may vary. For more information on the Drought Monitor, go to <https://droughtmonitor.unl.edu/About.aspx>

**Author:**

Adam Hartman  
NOAA/NWS/NCEP/CPC



[droughtmonitor.unl.edu](https://droughtmonitor.unl.edu)