



United States Department of Agriculture
National Agricultural Statistics Service
**Florida Crop Progress
and Condition Report**



Cooperating with the Florida Department of Agriculture and Consumer Services and the UF/IFAS Extension Service
Southern Region, Florida Field Office · 851 Trafalgar Court Suite 310 E · Maitland, FL 32751 · (407) 648-6013 · (855) 271-9801 FAX
www.nass.usda.gov

This report contains data collected each week from respondents across the state whose occupations provide them opportunities to discuss agricultural production with farmers in their counties as well as to make visual observations. We thank all who have contributed to this report.

February 14, 2022

Media Contact: Mark Hudson

General

According to the National Agricultural Statistics Service in Florida, there were 6.5 days suitable for fieldwork for the week ending Sunday, February 13, 2022. Precipitation for the state ranged from little rain to 1.7 inches in Fort Lauderdale (Broward County). The average mean temperature ranged from 46.7°F in Niceville (Okaloosa County) to 74.4°F Key West (Monroe County).

Citrus

Temperatures moderated across the citrus growing region this week, with average highs in the high-60s to the mid-70s. The citrus belt received some light precipitation during the reporting period as another frontal system traversed the peninsula, however overall conditions remained dry in citrus producing areas. The most rain fell in Clermont (Lake County), with 0.66 inches of precipitation. According to the February 10, 2022, U.S. Drought Monitor, the majority of the citrus growing region remained drought free. The areas of deterioration were in some parts of the northernmost citrus producing counties, where abnormally dry conditions were beginning to take hold.

According to the Market News Bulletin (dtd. 2/7/22), “A couple plants have finished processing Early and Midseason oranges for the season. All plants report they are taking freeze damaged Valencia oranges starting this week.”

Varieties harvested for the fresh market included early, midseason and late oranges; Honey, Tango, and Orri tangerines; Minneola tangelos; and red and white grapefruit.

Grove operations included spraying pesticides and nutritional formulas, fertilizing, herbiciding, mowing, hedging, topping, removal of dead trees, replanting young trees, and general grove maintenance. Due to the lack of rain over the past several weeks, irrigation was being run frequently in all areas. The water level in canals and ditches was being reported as low in several locations.

Citrus Estimated Boxes Harvested

[In thousands of 1-3/5 bushel boxes]

Crop	For week ending			Previous Year
	Jan 23, 2022 (Preliminary)	Jan 30, 2022 (Preliminary)	Feb 6, 2022 (Preliminary)	Feb 7, 2021 (Actual)
	(boxes)	(boxes)	(boxes)	(boxes)
Early and Mid-oranges	1,967	1,830	960	1,491
Navel oranges	7	1	1	4
Valencia Oranges	39	82	301	70
Red grapefruit ...	146	104	168	258
White grapefruit..	33	37	28	18
Tangerines and Tangelos	30	16	21	31
Total	2,222	2,070	1,479	1,872

Source: Florida Department of Agriculture and Consumer Service Fruit and Vegetable Division

Crops

The recent freezes continued to impact crops and slow harvesting of fruits and vegetables. Potatoes were showing sign of frost damage, and leaf burn on sugar cane due to last month’s freeze might be more widespread than previously reported. Spring transplants continued to be set for tomatoes, peppers and cabbage.

Livestock and Pastures

Pasture remained in mostly poor condition. Cattle remained in mostly fair and good condition.

Soil Moisture for Week Ending 2/13/22

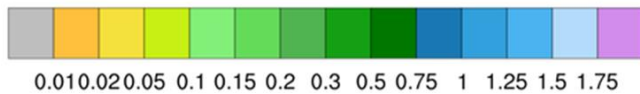
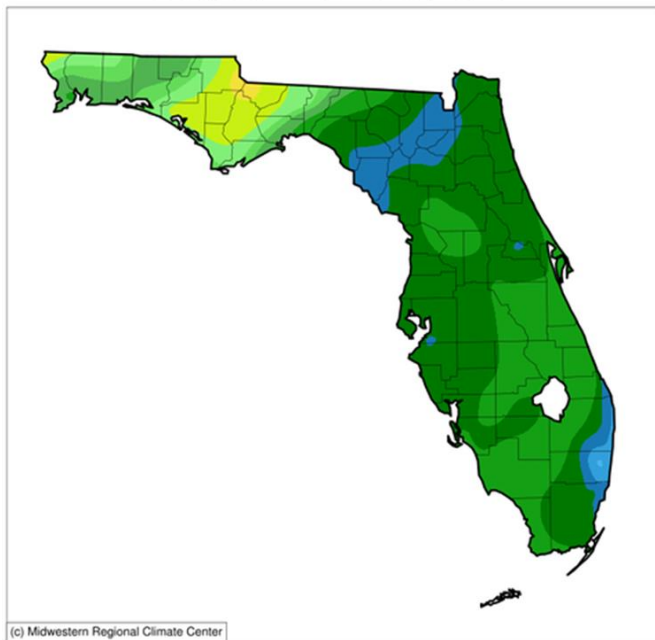
Topsoil	Previous week	This week
	(percent)	(percent)
Very short.....	5	5
Short.....	19	20
Adequate.....	71	68
Surplus.....	5	7

Conditions for Week Ending 2/13/22

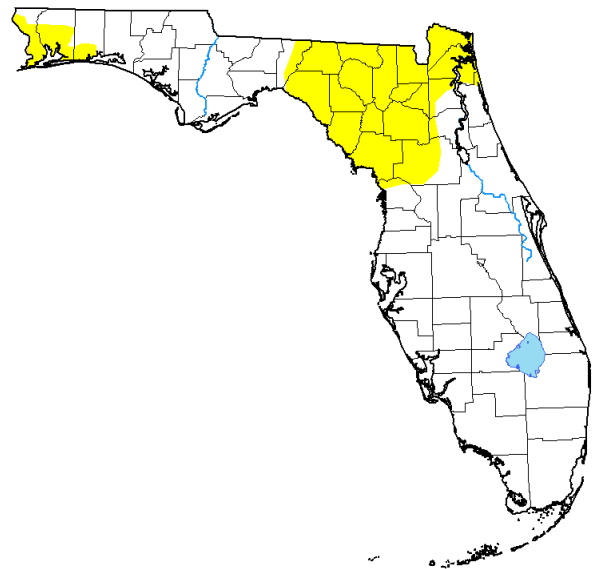
Crop	Very poor	Poor	Fair	Good	Excellent
	(percent)	(percent)	(percent)	(percent)	(percent)
Cattle	2	6	46	41	5
Pasture & range	18	50	18	10	4

U.S. Drought Monitor Florida

Accumulated Precipitation (in)
February 07, 2022 to February 13, 2022



mrcc.isws.illinois.edu/CLIMATE



Intensity:

- None
- D0 Abnormally Dry
- D1 Moderate Drought
- D2 Severe Drought
- D3 Extreme Drought
- D4 Exceptional Drought

Feb 8, 2022 (Released Thursday, Feb 10, 2022)
<https://droughtmonitor.unl.edu/>