



United States Department of Agriculture
National Agricultural Statistics Service
**Florida Crop Progress
and Condition Report**



Cooperating with the Florida Department of Agriculture and Consumer Services and the UF/IFAS Extension Service
Southern Region, Florida Field Office · 851 Trafalgar Court Suite 310 E · Maitland, FL 32751 · (407) 648-6013 · (855) 271-9801 FAX
www.nass.usda.gov

This report contains data collected each week from respondents across the state whose occupations provide them opportunities to discuss agricultural production with farmers in their counties as well as to make visual observations. We thank all who have contributed to this report.

March 21, 2022

Media Contact: Mark Hudson

General

According to the National Agricultural Statistics Service in Florida, there were 6.2 days suitable for fieldwork for the week ending Sunday, March 20, 2022. Precipitation for the state ranged from little rain to 5.3 inches at the NW Florida Beaches International Airport (Bay County). The average mean temperature ranged from 59.6°F at the Niceville (Okaloosa County) to 82.6°F Key West (Monroe County).

Citrus

Temperatures continued to be warmer than average across the citrus growing region this week, with highs in the 80s. Light to moderate precipitation was again widespread across the citrus belt during the reporting period, as the state fell under an active weather pattern with multiple fronts passing over the area. The most rainfall was recorded in Mount Plymouth (Lake County), receiving 2.31 inches of rain. According to the March 17, 2022, U.S. Drought Monitor, moderate drought conditions covered the majority of the citrus growing region, while abnormally dry conditions were present in most of the remaining citrus areas.

Varieties harvested for the fresh market included Valencia oranges, later variety tangerines, and red and white grapefruit. Processing plants were accepting field run Valencia oranges and grapefruit, and packinghouse eliminations for grapefruit.

Reports from field personnel indicated continued bloom and color break in orange groves statewide. Grove operations included spraying pesticides and nutritionals, fertilizing, herbiciding, mowing, hedging, topping, removal of dead trees, replanting young trees, and general grove maintenance. Due to the lack of adequate rain over the past several weeks, irrigation was being run frequently in all areas. The water level in canals and ditches remained low across the state.

Citrus Estimated Boxes Harvested

[In thousands of 1-3/5 bushel boxes]

Crop	For week ending			Previous Year
	Feb 27, 2022 (Preliminary)	Mar 6, 2022 (Preliminary)	Mar 13, 2022 (Preliminary)	Mar 14, 2021 (Actual)
	(boxes)	(boxes)	(boxes)	(boxes)
Early and Mid-oranges	16	1	0	9
Valencia Oranges	1,483	1,597	1,143	2,406
Red grapefruit	99	138	95	163
White grapefruit..	17	30	23	25
Tangerines and Tangelos	26	11	27	34
Total	1,641	1,777	1,288	2,637

Source: Florida Department of Agriculture and Consumer Service Fruit and Vegetable Division

Crops

Rains continued through the week, preventing some field work from being completed in the Panhandle. The strawberry harvest progressed well, and some watermelons needed replanting after the hard freeze. A variety of fruits and vegetables were harvested last week. Rice planting was delayed because of flooded fields in some areas.

Livestock and Pastures

Rains throughout the week allowed some pastures to green up but many remained in mostly poor and fair condition. Cattle remained in mostly fair and good condition.

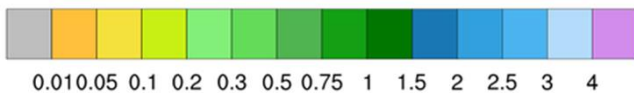
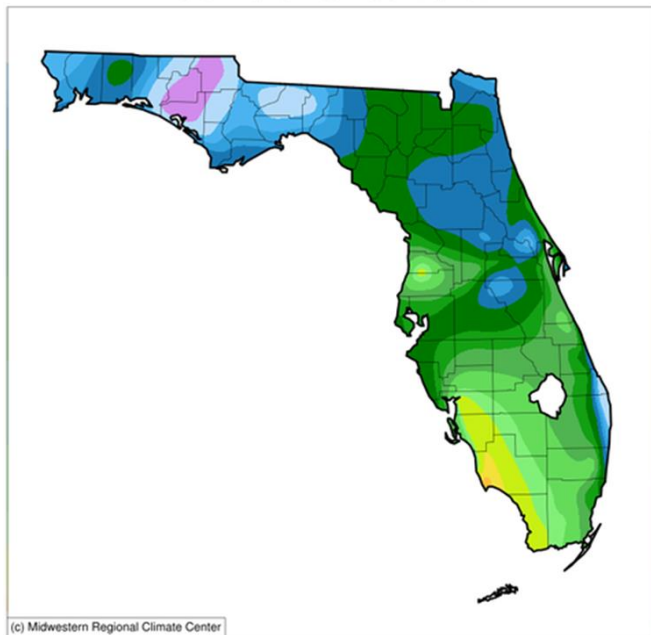
Soil Moisture for Week Ending 3/20/22

Topsoil	Previous week	This week
	(percent)	(percent)
Very short.....	5	3
Short.....	14	11
Adequate.....	76	76
Surplus.....	5	10

Conditions for Week Ending 3/20/22

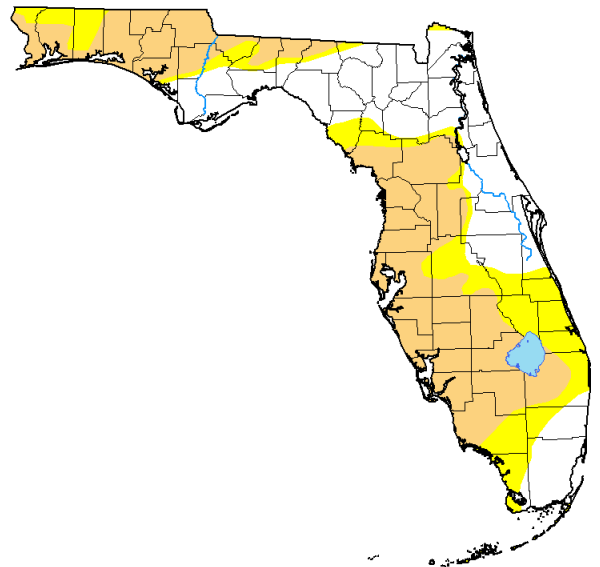
Crop	Very poor	Poor	Fair	Good	Excellent
	(percent)	(percent)	(percent)	(percent)	(percent)
Cattle	1	13	40	38	8
Pasture & range	3	32	38	21	6

Accumulated Precipitation (in)
March 14, 2022 to March 20, 2022



mrcc.isws.illinois.edu/CLIMATE

U.S. Drought Monitor Florida



Intensity:

- None
- D2 Severe Drought
- D0 Abnormally Dry
- D3 Extreme Drought
- D1 Moderate Drought
- D4 Exceptional Drought

Mar 15, 2022 (Released Thursday, Mar 17, 2022)
<https://droughtmonitor.unl.edu/>