



Georgia Crop Progress & Condition Report

In Cooperation with the Georgia Department of Agriculture

Georgia Field Office · 355 East Hancock Avenue, Suite 320 · Athens, GA 30601 · (706) 546-2236

www.nass.usda.gov

May 31, 2011

Media Contact: Douglas G. Kleweno

nass-ga@nass.usda.gov

General: According to the National Agriculture Statistics Service's Georgia Field Office, there were 6.4 days suitable for fieldwork for the week ending Sunday, May 29, 2011. Statewide topsoil moisture was rated at 47% very short, 36% short, 17% adequate, and 0% surplus. Subsoil moisture for the State was 41% very short, 40% short, 19% adequate, and 0% surplus. Precipitation estimates for the week in Georgia ranged from no rain up to two inches. The week's average temperature ranged from the lower 70s to the mid 80s.

Crop Progress				
Crop	This Week	Last Week	2010	5-Yr Avg
	Percent			
Blueberries - Harvested	32	28	N/A	N/A
Cotton - Planted	77	56	76	72
Cotton - Squaring	2	0	2	1
Hay First Cutting Comp.	83	66	N/A	N/A
Oats - Harvested	74	45	N/A	N/A
Onions - Harvested	95	86	84	87
Peaches - Harvested	20	18	12	9
Peanuts - Planted	79	57	74	69
Peanuts - Blooming	3	0	3	2
Rye - Harvested	63	35	3	N/A
Sorghum - Planted	37	30	46	47
Soybeans - Planted	38	25	47	43
Watermelon - Harvested	2	N/A	N/A	0
Winter Wheat - Harvested	61	32	17	23

Crop Condition					
Crop	VP	P	F	G	EX
	Percent				
Blueberries	0	1	50	49	0
Corn	4	19	35	27	15
Cotton	10	22	47	19	2
Hay	19	29	32	17	3
Pasture & Range	23	33	32	11	1
Peaches	0	0	47	32	21
Peanuts	4	14	57	23	2
Pecans	1	25	43	22	9
Tobacco	2	14	53	29	2
Watermelons	0	9	49	40	2
Winter Wheat	0	12	32	40	16

VP- Very Poor, P-Poor, F-Fair, G-Good, EX- Excellent

State Climatologist Comment

"Drought conditions worsened across most of Georgia during May. With well-below-normal rain and temperatures routinely in the 90s, soils continued to dry.

David Emory Stooksbury, State Climatologist, University of Georgia

County Extension Comments

"Continued dry conditions delayed any further planting. Producers are waiting for adequate moisture for germination"

Bobby Smith, Morgan County, District 50

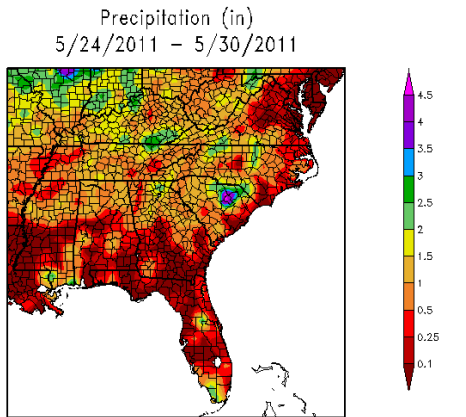
"Unwanted hail came with the much needed rain but not much damage."

Eddie Ayers, Fannin County, District 20

"This week continues to be very hot and dry. We need rain to continue planting peanut and cotton. Our pastures are poor because of low reanfall during the spring season."

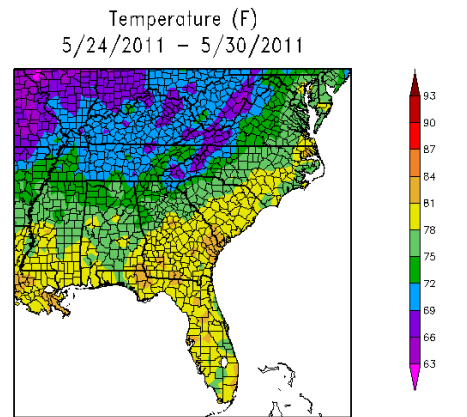
Calvin Willis, Lowndes County, District 80

Southeastern U.S. Precipitation & Average Temperature



Generated 5/31/2011 at HPRCC using provisional data.

Regional Climate Centers



Generated 5/31/2011 at HPRCC using provisional data.

Regional Climate Centers

<http://www.hprcc.unl.edu/>

U.S. Drought Monitor Georgia

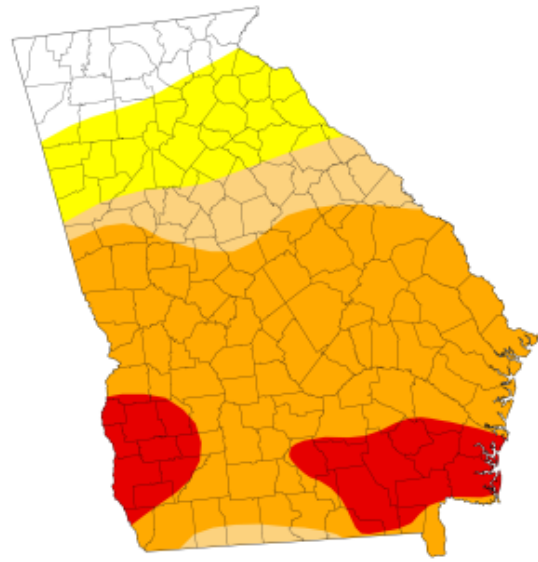
May 24, 2011
Valid 7 a.m. EST

Drought Conditions (Percent Area)

	None	D0-D4	D1-D4	D2-D4	D3-D4	D4
Current	8.95	91.05	76.99	65.86	13.28	0.00
Last Week (05/17/2011 map)	12.06	87.94	77.09	64.91	10.22	0.00
3 Months Ago (02/22/2011 map)	0.00	100.00	76.22	21.87	6.18	0.00
Start of Calendar Year (12/28/2010 map)	2.42	97.58	85.37	40.34	6.49	0.00
Start of Water Year (09/28/2010 map)	4.80	95.20	39.24	5.11	0.00	0.00
One Year Ago (05/18/2010 map)	100.00	0.00	0.00	0.00	0.00	0.00

Intensity:

- D0 Abnormally Dry
- D1 Drought - Moderate
- D2 Drought - Severe
- D3 Drought - Extreme
- D4 Drought - Exceptional



The Drought Monitor focuses on broad-scale conditions. Local conditions may vary. See accompanying text summary for forecast statements.

<http://drought.unl.edu/dm>



Released Thursday, May 26, 2011
David Miskus, NOAA/NWS/NCEP/CPC