



# Georgia Crop Progress & Condition Report

In Cooperation with the Georgia Department of Agriculture

Georgia Field Office · 355 East Hancock Avenue, Suite 320 · Athens, GA 30601 · (706) 546-2236

www.nass.usda.gov

July 9, 2012

Media Contact: Douglas G. Kleweno

nass-ga@nass.usda.gov

**General:** According to the National Agriculture Statistics Service's Georgia Field Office, there were 6.1 days suitable for fieldwork for the week ending Sunday, July 8, 2012. Statewide topsoil moisture was rated at 18% very short, 43% short, 37% adequate, 2% surplus. Subsoil moisture 24% very short, 41% short, 34% adequate, 1% surplus. Precipitation estimates for the state ranged from no rain up to 4.9 inches. Average high temperatures ranged from the low 80's to the high 90's. Average low temperatures ranged from the mid 60's to the mid 70's.

Crop Progress				
Crop	This Week	Last Week	2011	5-Yr Avg
	Percent			
Blueberries – Harvested	98	93	97	N/A
Cotton – Squaring	85	62	59	65
Cotton – Setting Bolls	45	18	25	20
Hay – 2 <sup>nd</sup> Cutting	41	33	N/A	N/A
Peaches – Harvested	88	82	80	63
Peanuts – Blooming	90	69	73	73
Peanuts – Pegging	62	34	41	39
Sorghum – Planted	92	86	79	84
Soybeans – Planted	94	93	93	96
Tobacco – Harvested	12	8	18	8
Watermelons – Harvested	88	72	87	74

Crop Condition					
Crop	VP	P	F	G	EX
	Percent				
Corn	2	8	23	48	19
Cotton	0	4	38	45	13
Oats	2	10	38	50	0
Peanuts	0	2	27	55	16
Range and Pasture	12	23	42	21	2
Sorghum	1	6	48	38	7
Soybeans	2	13	46	35	4
Tobacco	2	8	25	49	16

VP- Very Poor, P-Poor, F-Fair, G-Good, EX- Excellent

## County Extension Comments

“100 plus temperatures have caused all the crops to stop growing.”

**Rick Ensley, Polk County, District 10**

“Lack of rain has caused loss of 2nd harvest of hay. Rain is very spotted. Some areas have not received rain since the second week of June and others have gotten a small shower every other day.”

**Bobby Smith, Morgan County, District 50**

“Some fields in Southwest Georgia are showing moisture stress.”

**Don Clark, Grady County, District 70**

“One to three plus inches of rain were received in the county. It was much needed and did a lot of good.”

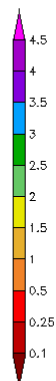
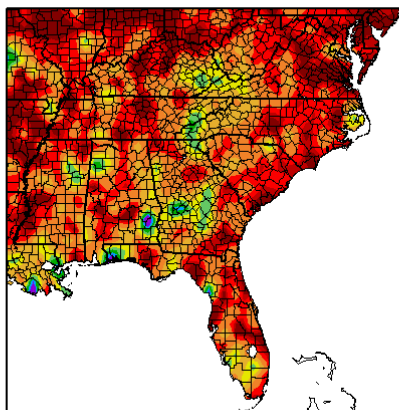
**Doug Collins, Lee County, District 70**

“Corn crop yields look like they have gone from excellent to good due to several factors. Peanuts look good to excellent in general except wet drowned spots in fields. Cotton in general looks good. Dryland crops need some rain. Tobacco harvest is upcoming. Spraying for suckers and worms. Had some hail damage to early dent stage corn. Been hot and dry with a few thundershowers.”

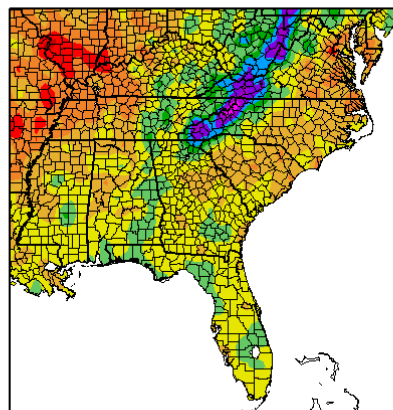
**Mark Von Waldner, Atkinson County, District 80**

# Southeastern U.S. Precipitation & Average Temperature

Precipitation (in)  
7/2/2012 - 7/8/2012



Temperature (F)  
7/2/2012 - 7/8/2012



Generated 7/9/2012 at HPRCC using provisional data.

Regional Climate Centers

Generated 7/9/2012 at HPRCC using provisional data.

Regional Climate Centers

<http://www.hprcc.unl.edu/>

<http://www.hprcc.unl.edu/>

## U.S. Drought Monitor Georgia

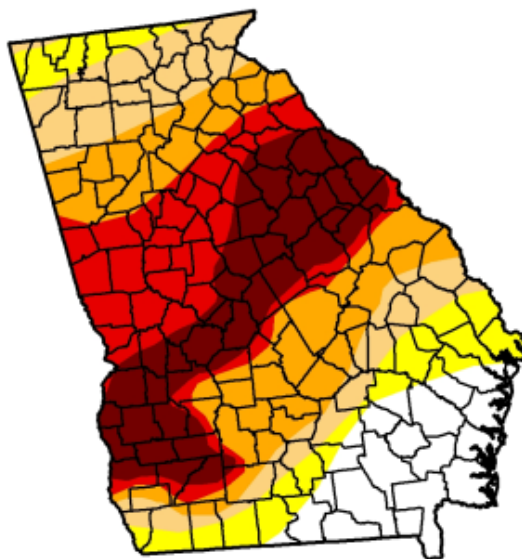
July 3, 2012  
Valid 7 a.m. EST

Drought Conditions (Percent Area)

	None	D0-D4	D1-D4	D2-D4	D3-D4	D4
Current	13.82	86.18	74.86	59.14	37.24	19.98
Last Week (06/26/2012 map)	13.91	86.09	67.20	54.97	31.72	19.98
3 Months Ago (04/03/2012 map)	8.30	91.70	83.12	77.59	57.19	5.61
Start of Calendar Year (12/27/2011 map)	12.07	87.93	85.36	81.00	63.92	0.00
Start of Water Year (09/27/2011 map)	5.62	94.38	90.72	85.56	78.76	0.00
One Year Ago (06/28/2011 map)	2.58	97.42	85.51	74.91	68.91	41.18

**Intensity:**

- D0 Abnormally Dry
- D1 Drought - Moderate
- D2 Drought - Severe
- D3 Drought - Extreme
- D4 Drought - Exceptional



The Drought Monitor focuses on broad-scale conditions. Local conditions may vary. See accompanying text summary for forecast statements.

<http://droughtmonitor.unl.edu>



Released Thursday, July 5, 2012  
Rich Tinker, Climate Prediction Center/NOAA