



United States Department of Agriculture
National Agricultural Statistics Service
**Georgia Crop Progress
and Condition Report**



Cooperating with the Georgia Department of Agriculture
Southern Regional Field Office · 355 East Hancock Avenue, Suite 320 · Athens, GA 30601 · (706) 546-2236
www.nass.usda.gov

August 4, 2014

Media Contact: Jim Ewing

General

According to the National Agriculture Statistics Service's Georgia Field Office, there were 6.1 days suitable for fieldwork for the week ending Sunday, August 3, 2014. Precipitation estimates for the state ranged from no rain up to 2.5 inches. Average high temperatures ranged from the mid 80s to the high 90s. Average low temperatures ranged from the low 60s to the mid 70s.

County Extension Comments

Has become very dry, crops showing signs of drought stress. More than two weeks without measureable rainfall."

Keith Mickler, Floyd County, District 10

"Started harvesting corn. Yields look decent but major rust. Armyworms in hay, pasture, peanuts, and soybeans. Few kudzu bugs starting to show up in soybeans."

Brent Allen, Washington County, District 50

"Cotton has heavy boll load. We are harvesting early planted corn this week."

Andrew Sawyer, Thomas County, District 70

"Hit and miss rain over the week. Dryland beans suffering. Bermuda grass stem maggot effecting hayfields. White mold in peanuts."

Jeremy Kichler, Colquitt County, District 80

"Parts of the county are extremely dry. Spider mites getting to be a problem in some row crops."

Tucker Price, Cook County, District 80

Crop Progress for Week Ending 08/03/14

Crop stage	This week	Prev week	Prev year	5 Year avg
	(percent)	(percent)	(percent)	(percent)
Cotton - Setting Bolls.....	82	68	58	73
Hay - 2nd Cutting	87	80	59	NA
Peaches - Harvested.....	93	87	94	95
Peanuts - Pegging.....	94	88	81	87
Tobacco - Harvested.....	40	18	45	37

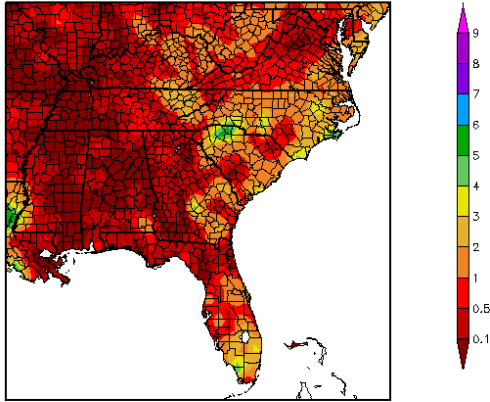
Crop Condition for Week Ending 08/03/14

Crop	Very poor	Poor	Fair	Good	Excellent
	(percent)	(percent)	(percent)	(percent)	(percent)
Corn.....	1	5	28	53	13
Cotton	0	6	27	54	13
Pasture and range.....	0	8	38	48	6
Peanuts.....	0	5	25	55	15
Sorghum	0	2	37	57	4
Soybeans.....	0	4	25	65	6
Tobacco.....	3	6	34	45	12

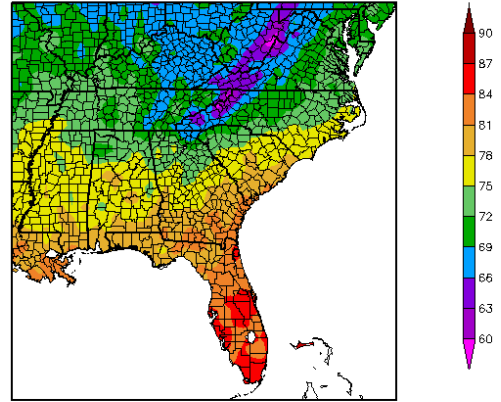
Soil Moisture for Week Ending 08/03/14

Topsoil	This week	Previous week	5 Year avg
	(percent)	(percent)	(percent)
Very short.....	6	4	11
Short.....	38	28	31
Adequate.....	51	62	50
Surplus.....	5	6	8
Subsoil	This week	Previous week	5 Year avg
	(percent)	(percent)	(percent)
Very short.....	5	3	NA
Short.....	31	24	NA
Adequate.....	62	70	NA
Surplus.....	2	3	NA

Precipitation (in)
7/28/2014 - 8/3/2014



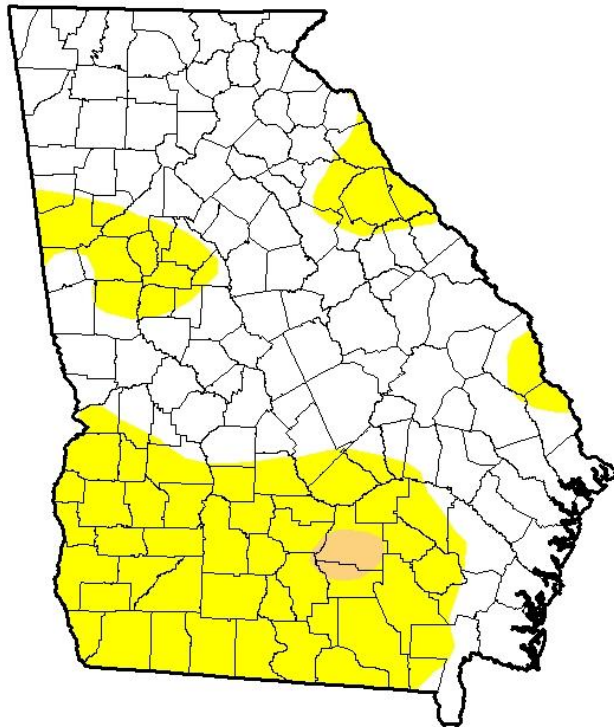
Temperature (F)
7/28/2014 - 8/3/2014



Generated 8/4/2014 at HPRCC using provisional data. Regional Climate Centers
<http://www.hprcc.unl.edu/>

Generated 8/4/2014 at HPRCC using provisional data. Regional Climate Centers
<http://www.hprcc.unl.edu/>

U.S. Drought Monitor Georgia



July 29, 2014

(Released Thursday, Jul. 31, 2014)

Valid 8 a.m. EDT

Drought Conditions (Percent Area)

	None	D0-D4	D1-D4	D2-D4	D3-D4	D4
Current	61.29	38.71	1.00	0.00	0.00	0.00
Last Week 7/22/2014	80.28	19.72	0.00	0.00	0.00	0.00
3 Months Ago 4/29/2014	96.21	3.79	0.00	0.00	0.00	0.00
Start of Calendar Year 1/25/2013	92.36	7.64	0.00	0.00	0.00	0.00
Start of Water Year 1/01/2013	100.00	0.00	0.00	0.00	0.00	0.00
One Year Ago 7/08/2013	100.00	0.00	0.00	0.00	0.00	0.00

Intensity:

- D0 Abnormally Dry
- D1 Moderate Drought
- D2 Severe Drought
- D3 Extreme Drought
- D4 Exceptional Drought

The Drought Monitor focuses on broad-scale conditions. Local conditions may vary. See accompanying text summary for forecast statements.

Author:
Brad Rippey
U.S. Department of Agriculture



<http://droughtmonitor.unl.edu/>